

Search for supersymmetry in the all-hadronic final state using top quark tagging in pp collisions at $\sqrt{s} = 13$ TeV

V. Khachatryan *et al.**

(CMS Collaboration)

(Received 8 January 2017; published 25 July 2017)

A search is presented for supersymmetry in all-hadronic events with missing transverse momentum and tagged top quarks. The data sample was collected with the CMS detector at the LHC and corresponds to an integrated luminosity of 2.3 fb^{-1} of proton-proton collisions at a center-of-mass energy of 13 TeV. Search regions are defined using the properties of reconstructed jets, the multiplicity of bottom and top quark candidates, and an imbalance in transverse momentum. With no statistically significant excess of events observed beyond the expected contributions from the standard model, we set exclusion limits at 95% confidence level on the masses of new particles in the context of simplified models of direct and gluino-mediated top squark production. For direct top squark production with decays to a top quark and a neutralino, top squark masses up to 740 GeV and neutralino masses up to 240 GeV are excluded. Gluino masses up to 1550 GeV and neutralino masses up to 900 GeV are excluded for a gluino-mediated production case, where each of the pair-produced gluinos decays to a top-antitop quark pair and a neutralino.

DOI: [10.1103/PhysRevD.96.012004](https://doi.org/10.1103/PhysRevD.96.012004)

I. INTRODUCTION

The standard model (SM) of fundamental particles and their interactions has been extremely successful in describing phenomena in the atomic and subatomic realms. The discovery of a boson with properties consistent with the SM Higgs boson [1–3] at the CERN LHC [4] further strengthened this model. Assuming that the Higgs boson is a fundamental spin-0 particle, however, the low value of its measured mass, around 125 GeV [5], implies that there is a fine-tuned cancellation of large quantum corrections to its mass, which is referred to as the hierarchy problem and is currently unexplained [6–10]. Supersymmetry (SUSY) [11–20] is one of the most compelling models of new physics as it provides an elegant mechanism to mitigate the hierarchy problem by introducing a symmetry between fermions and bosons.

Supersymmetry proposes a superpartner for each SM particle with the same quantum numbers, except for spin, which differs by a half-integer. The SM particles and their corresponding superpartners contribute to the loop corrections to the Higgs boson mass with opposite sign [21], and are therefore capable of controlling these corrections. This behavior can persist despite the breaking of SUSY, which is required to accommodate the lack of observation of superpartners with exactly the same masses as their SM

counterparts. To solve the hierarchy problem in a “natural” way, Refs. [22–27] suggest models in which the higgsino mass parameter is of the order of 100 GeV and the masses of the top squark \tilde{t} , the bottom squark \tilde{b} , and the gluino \tilde{g} are near the TeV scale, while the masses of the other sparticles can be beyond the reach of the LHC. The mass of the top squark is particularly constrained in “natural” SUSY models as it is the most important factor in cancelling the top quark contribution to the Higgs boson mass. In R -parity conserving models [28], superpartners are produced in pairs, and the lightest SUSY particle (LSP) is stable. Models with a weakly interacting neutralino ($\tilde{\chi}_1^0$) as the LSP are especially attractive because the $\tilde{\chi}_1^0$ can have properties consistent with dark matter [29].

Based on these considerations, we perform a search for top squarks, produced either directly or through gluino decays, with each top squark decaying into a stable $\tilde{\chi}_1^0$ and SM particles. Previous searches at the LHC in proton-proton collisions at $\sqrt{s} = 8$ TeV have found no evidence for physics beyond the SM, and lower limits have been placed on the top squark mass within the framework of simplified models of the SUSY particle spectrum (SMS) [30–34]. The particle spectra in such models are typically restricted to states that are required for natural SUSY scenarios. Lower limits on the top squark mass, $m_{\tilde{t}}$, extend up to 775 GeV [35–45], and those on the gluino mass, $m_{\tilde{g}}$, extend up to 1400 GeV [46–57]. Lower limits on the neutralino mass, $m_{\tilde{\chi}_1^0}$, extend up to 290 GeV for models with direct top squarks production and up to 600 GeV for models with gluino-mediated production. Recent searches in proton-proton collisions at $\sqrt{s} = 13$ TeV have further extended these lower limits, reaching up to 800 GeV [58–60] for the

*Full author list given at the end of the article.

Published by the American Physical Society under the terms of the [Creative Commons Attribution 4.0 International license](https://creativecommons.org/licenses/by/4.0/). Further distribution of this work must maintain attribution to the author(s) and the published article's title, journal citation, and DOI.

top squark mass, up to 1760 GeV for the gluino mass, and up to 850 GeV for the neutralino mass [61–65].

The search presented in this paper is performed on data collected with the CMS detector at the LHC and corresponding to an integrated luminosity of 2.3 fb^{-1} of proton-proton collisions at a center-of-mass energy of 13 TeV. The search strategy closely follows the one reported in Ref. [41] with several improvements. We select events containing large missing transverse momentum, at least four jets, at least one jet identified as originating from the hadronization of a b quark (“ b jet”), and no identified leptons. The analysis relies on a highly efficient algorithm to tag groups of jets consistent with top quark decay. This top quark tagging algorithm is improved relative to the one described in Ref. [41], to enhance the sensitivity for selecting top quarks with large Lorentz boosts that cause the merging of jets among the top decay products. The analysis categorizes each event according to the number of identified top quark candidates, in order to both discriminate signal from background and to distinguish among signal hypotheses such as direct top squark production and gluino-mediated top squark production, which contain different multiplicities of top quarks in the final state. In addition, the kinematic properties of top quark candidates are used as input to the computation of the “stransverse” mass (M_{T2}) variable [66,67], which is used to estimate the mass of pair-produced particles in the presence of invisible particles. Exclusive search regions are defined using several event properties, including the number of identified b jets, the number of top quark candidates, the missing transverse momentum \vec{p}_T^{miss} , and M_{T2} .

One of the major sources of SM background originates from either top-antitop quark pair ($t\bar{t}$) or W + jets events in which leptonic W boson decay produces a charged lepton that is not reconstructed or identified, and a high momentum neutrino, generating true missing transverse momentum. Events in which a Z boson, produced in association with jets, decays to neutrinos ($Z \rightarrow \nu\bar{\nu}$) also provide a significant contribution to the SM background. The SM backgrounds are estimated using control samples in the data that are disjoint from the signal regions but have similar kinematic properties and composition.

This paper is structured as follows. Event reconstruction and simulation are described in Sec. II. Section III presents details of the optimization of the analysis, including signal models, the top quark tagging algorithm, and event categorization. The strategy used to estimate the SM background is detailed in Sec. IV. The results and their interpretation in the context of SUSY are discussed in Sec. V, followed by a summary in Sec. VI.

II. DETECTOR, EVENT RECONSTRUCTION, AND SIMULATION

A. Detector and event reconstruction

The CMS detector is built around a superconducting solenoid of 6 m internal diameter, providing a magnetic

field of 3.8 T. Within the solenoid volume are a silicon pixel and strip tracker, a lead tungstate crystal electromagnetic calorimeter (ECAL), and a brass and scintillator hadron calorimeter (HCAL). The tracking detectors cover $|\eta| < 2.5$. The ECAL and HCAL, each composed of a barrel and two endcap sections, extend over a pseudorapidity range $|\eta| < 3.0$. Forward calorimeters on each side of the interaction point encompass $3.0 < |\eta| < 5.2$. Muons are identified and measured within $|\eta| < 2.4$ by gas-ionization detectors embedded in the steel flux-return yoke outside the solenoid. The first level of the CMS trigger system, composed of custom hardware processors, uses information from the calorimeters and muon detectors to select the most interesting events in a fixed time interval of less than $4 \mu\text{s}$. The high-level-trigger processor farm further decreases the event rate from around 100 kHz to less than 1 kHz before data storage. A more detailed description of the CMS detector, together with a definition of the coordinate system used and the relevant kinematic variables, can be found in Ref. [68].

The recorded events are reconstructed using the particle-flow (PF) algorithm [69]. Using the information from the tracker, calorimeters, and muon system, this algorithm reconstructs PF candidates that are classified as charged hadrons, neutral hadrons, photons, muons, or electrons. The \vec{p}_T^{miss} is defined as the negative of the vector sum of the transverse momentum p_T of all PF candidates in the event, and its magnitude is denoted by E_T^{miss} . The PF candidates in an event are clustered into jets using the anti- k_T clustering algorithm [70] with size parameter 0.4 (AK4 jets). Charged particles from additional pp collisions (“pileup”) from the same or adjacent beam crossing to the one that produced the primary hard-scattering process are excluded if they do not originate from the primary interaction vertex, i.e., the vertex with the largest $\sum p_T^2$ calculated from all its associated tracks. The momentum of neutral particles from pileup interactions, and from the underlying event, is subtracted using the `FastJet` technique, which is based on the calculation of the η -dependent transverse momentum density, evaluated event by event [71,72]. The energy and momentum of each jet are corrected using factors derived from simulation, and, for jets in data, an additional residual energy-momentum correction is applied to account for differences in the jet energy-momentum scales [73] between simulations and data. Only jets with $p_T > 30 \text{ GeV}$ and $|\eta| < 2.4$ or $|\eta| < 5$, depending on the use case, are considered in this search. The scalar sum of the jet p_T for all jets within $|\eta| < 2.4$ is denoted by H_T in the following.

A jet is considered to be a b jet (“ b -tagged”) if it passes the medium operating point requirements of the combined secondary vertex algorithm [74,75], has $p_T > 30 \text{ GeV}$, and is within $|\eta| < 2.4$. The corresponding b quark identification efficiency is 70% on average per jet in $t\bar{t}$ events. The probability of a jet originating from a light quark or gluon

to be misidentified as a b quark jet is 1.4%, averaged over jet p_T in $t\bar{t}$ events [74].

Muons are reconstructed by matching tracks in the muon detectors to compatible track segments in the silicon tracker [76] and are required to be within $|\eta| < 2.4$. Electron candidates are reconstructed starting from clusters of energy deposited in the ECAL that are then matched to a track in the silicon tracker [77]. Electron candidates are required to have $|\eta| < 1.44$ or $1.56 < |\eta| < 2.50$ to avoid the transition region between the ECAL barrel and the endcap. Muon and electron candidates are required to originate from within 2 mm of the primary vertex in the transverse plane and within 5 mm along the z axis.

To obtain a sample of all-hadronic events, events with isolated electrons and muons are vetoed. The isolation of electron and muon candidates is defined as the $\sum p_T$ of all additional PF candidates in a cone around the lepton candidate's trajectory with a radius $\Delta R = \sqrt{(\Delta\eta)^2 + (\Delta\phi)^2}$. The cone size depends on the lepton p_T as follows:

$$\Delta R = \begin{cases} 0.2, & p_T \leq 50 \text{ GeV} \\ \frac{10 \text{ GeV}}{p_T}, & 50 < p_T < 200 \text{ GeV} \\ 0.05, & p_T \geq 200 \text{ GeV}. \end{cases} \quad (1)$$

The cone radius for higher- p_T candidates is reduced because highly boosted objects, which may include high- p_T leptons in their decay, are contained in a cone of smaller radius than low- p_T objects. The isolation sum is corrected for contributions originating from pileup interactions using an estimate of the pileup energy in the cone. A relative isolation is defined as the ratio of the isolation sum to the candidate p_T , and is required to be less than 0.1 (0.2) for electron (muon) candidates. Events with isolated electrons (muons) that have $p_T > 10$ GeV and $|\eta| < 2.5$ (2.4) are rejected.

In order to further reduce the contribution from background events originating from leptonic W boson decays that feature low- p_T electrons, muons, or hadronically decaying taus (τ_h), an additional veto on the presence of isolated tracks is used. These tracks are required to have $|\eta| < 2.5$, $p_T > 5$ (10) GeV, and relative track isolation less than 0.2 (0.1) when they are identified by the PF algorithm as electrons or muons (charged hadrons). The isolation sum used to compute the relative track isolation is the $\sum p_T$ of all additional charged PF candidates within a fixed cone of $\Delta R = 0.3$ around the track. To preserve signal efficiency, this veto is applied only if the transverse mass (m_T) of the isolated track and E_T^{miss} system is consistent with a W boson decay. The m_T is defined as

$$m_T(\text{track}, E_T^{\text{miss}}) = \sqrt{2p_T^{\text{track}} E_T^{\text{miss}} (1 - \cos \Delta\phi)}, \quad (2)$$

with p_T^{track} the p_T of the track and $\Delta\phi$ the azimuthal separation between the track and \vec{p}_T^{miss} vector. Specifically, we require $m_T < 100$ GeV.

B. Event simulation

Monte Carlo (MC) simulated event samples are used to study the properties of the SM background processes, as well as the signal models. The `MasGraph 5_MC@NLO v2.2.2` generator [78] is used in leading-order (LO) mode to simulate events originating from $t\bar{t}$ production, W + jets with $W \rightarrow \ell\nu$ decays, Z + jets with $Z \rightarrow \nu\bar{\nu}$ decays, Drell-Yan (DY) + jets, γ + jets, quantum chromodynamics (QCD) multijet, gluino pair production, and top squark pair production processes. The generation of these processes is based on LO parton distribution functions (PDFs) using NNPDF3.0 [79]. Single top quark events produced in the tW channel are generated with the next-to-leading-order (NLO) POWHEG v1.0 [80–83] generator. Rare SM processes, such as $t\bar{t}Z$ and $t\bar{t}W$, are generated at NLO accuracy with the `MasGraph 5_aMC@NLO v2.2.2` program. Both the single top quark and rare SM processes are generated using NLO NNPDF3.0 PDFs. The parton showering and hadronization is simulated with PYTHIA v8.205 [84] using underlying-event tune CUETP8M1 [85].

The CMS detector response is simulated using a GEANT4-based model [86] in the case of SM background processes and a dedicated fast simulation package [87] for the case of signal processes, where a large number of signal model scenarios are needed. The fast simulation is tuned to provide results that are consistent with those obtained from the full GEANT4-based simulation. Event reconstruction is performed in the same manner as for collision data.

The signal production cross sections are calculated using NLO plus next-to-leading-logarithm (NLL) calculations [88]. The most precise available cross section calculations are used to normalize the SM simulated samples, corresponding to NLO or next-to-NLO accuracy in most cases [78,89–95].

The simulation is corrected to account for discrepancies between data and simulation in the lepton selection efficiency and the b tagging efficiency. The uncertainties corresponding to these corrections are propagated to the predicted SM yields in the search regions. Differences in the efficiencies for selecting isolated electrons and muons are measured in $Z \rightarrow \ell\ell$ events. Correction factors and their uncertainties for the b tagging efficiency are derived using multijet- and $t\bar{t}$ -enriched event samples and are parametrized by the jet kinematics [74].

III. ANALYSIS STRATEGY

The analysis is designed for maximum sensitivity to models in which top quarks are produced in the SUSY decay chains discussed in Sec. I. The data are first divided into regions based upon the numbers of tagged top quarks

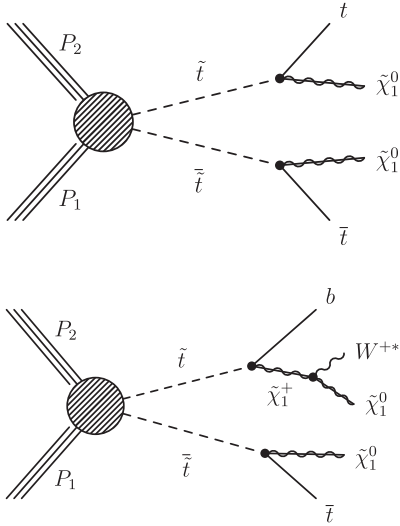


FIG. 1. Diagrams representing two cases of the simplified models of direct top squark pair production and decay considered in this study: the T2tt model with top squark decay via a top quark (top), and the T2tb model with the top squark decaying either via a top quark or via an intermediate chargino (bottom).

(N_t) and b jets (N_b) found in each event. The search regions are defined by further subdivision of each N_t , N_b bin in several E_T^{miss} and M_{T2} bins.

A. Benchmark signal models

For direct top squark pair production, we consider two decay scenarios within the SMS framework. In the scenario denoted by “T2tt,” each \tilde{t} decays via a top quark: $\tilde{t} \rightarrow t\tilde{\chi}_1^0$, in which $\tilde{\chi}_1^0$ is the LSP. The second decay scenario considered here, denoted by “T2tb,” involves two \tilde{t} decay modes, $\tilde{t} \rightarrow t\tilde{\chi}_1^0$ (as in T2tt) and $\tilde{t} \rightarrow b\tilde{\chi}_1^\pm$, each with a 50% branching fraction. In the latter case, the lightest chargino $\tilde{\chi}_1^\pm$ decays with 100% branching fraction to a virtual W boson and a $\tilde{\chi}_1^0$. A natural simplified SUSY spectrum is assumed in which the $\tilde{\chi}_1^\pm$ is 5 GeV heavier than the $\tilde{\chi}_1^0$ [24–26]. As a result of the mixed decay modes, the T2tb scenario consists of three different final states containing either two b quarks and no top quarks (25%), one b quark and one top quark (50%), or two top quarks and no b quarks (25%). Figure 1 shows the diagrams representing these two simplified models.

Two scenarios are considered for gluino-mediated top squark production, as shown in Fig. 2. In the main model, denoted by “T1tttt,” the gluino decays to top quarks via an off-shell top squark: $\tilde{g} \rightarrow t\tilde{t}\tilde{\chi}_1^0$. This model is complementary to the direct top squark production because it gives sensitivity to the scenario where the gluino is kinematically accessible but the top squark is too heavy for direct production. The second scenario, denoted by “T5ttcc,” features on-shell top squarks in the decay chain with a mass difference between top squark and LSP assumed to be $\Delta m(\tilde{t}, \tilde{\chi}_1^0) = 20$ GeV. For this model, the gluino decays to

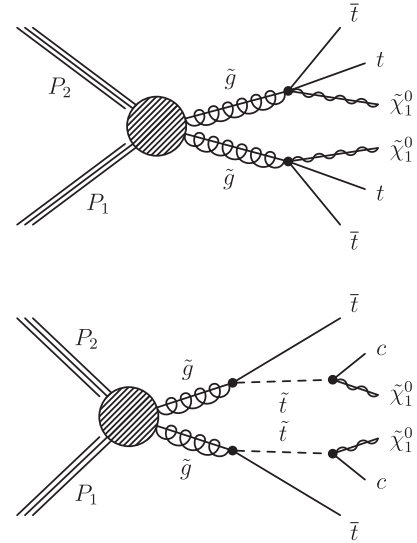


FIG. 2. Diagrams representing the simplified models of gluino-mediated top squark production considered in this study: the T1tttt model (top) where the gluino decays to top quarks and the LSP via an off-shell top squark, and the T5ttcc model (bottom) where the gluino decays to an on-shell top squark, which decays to a charm quark and the LSP.

a top quark and a top squark, $\tilde{g} \rightarrow t\tilde{t}$, and the top squark decays to a charm quark and the LSP, $\tilde{t} \rightarrow c\tilde{\chi}_1^0$. This model again serves as a complement to the direct search by providing sensitivity to very light top squarks, which would not decay to on-shell top quarks.

All scenarios described above share similar final states, containing two neutralinos and up to four top quarks. Given that the $\tilde{\chi}_1^0$ is stable and only interacts weakly, it does not produce a signal in the detector. Therefore, E_T^{miss} is one of the most important discriminators between signal and SM background, especially for models with large mass differences between the top squark or gluino and the $\tilde{\chi}_1^0$. Since top quarks decay almost exclusively to a b quark and a W boson, each hadronically decaying top quark can result in up to three identified jets, depending on the top quark p_T and jet size. For certain signal scenarios, there may be additional bottom, charm, or light-flavor quarks, which increase the expected jet and b -tagged jet multiplicities.

B. Top quark reconstruction and identification

The procedure to reconstruct and identify the hadronically decaying top quarks (top quark tagging or “ t tagging”) presented here is similar to the one used in Ref. [41], where reconstruction of the hadronically decaying top quarks from resolved jets is performed as described in Refs. [96–98]. The t tagging algorithm is improved in this work, to be more sensitive to boosted scenarios in which decay products from the W boson or top quark are merged into a single jet. Additionally, the algorithm is expanded to allow the reconstruction of multiple top quarks in each event.

The top quark tagging algorithm takes as input all reconstructed AK4 jets that satisfy $p_T > 30$ GeV and $|\eta| < 5$. These jets are clustered into three categories of top quark candidates: trijet, dijet, and monojet. Trijet candidates, representing the three jets coming from the b quark and the hadronic decay of the W boson, are subject to the following conditions: (i) All jets lie within a cone of radius $\Delta R = 1.5$, centered at the direction defined by the vector sum of the momentum of the three jets. The radius requirement implies a moderate Lorentz boost of the top quark, as is expected for the vast majority of signal parameter space $(m_{\tilde{t}/\tilde{g}}, m_{\tilde{\chi}_1^0})$ targeted in this search. (ii) To reduce combinatoric backgrounds, one of the ratios of dijet to trijet masses must be consistent with the m_W/m_t ratio [97]. The trijet system must satisfy one of the following three (overlapping) criteria:

$$\begin{aligned}
 \text{(a)} \quad & 0.2 < \arctan\left(\frac{m_{13}}{m_{12}}\right) < 1.3 \quad \text{and} \\
 & R_{\min} < \frac{m_{23}}{m_{3\text{-jet}}} < R_{\max}, \\
 \text{(b)} \quad & R_{\min}^2 \left[1 + \left(\frac{m_{13}}{m_{12}}\right)^2 \right] < 1 - \left(\frac{m_{23}}{m_{3\text{-jet}}}\right)^2 \\
 & < R_{\max}^2 \left[1 + \left(\frac{m_{13}}{m_{12}}\right)^2 \right], \\
 \text{(c)} \quad & R_{\min}^2 \left[1 + \left(\frac{m_{12}}{m_{13}}\right)^2 \right] < 1 - \left(\frac{m_{23}}{m_{3\text{-jet}}}\right)^2 \\
 & < R_{\max}^2 \left[1 + \left(\frac{m_{12}}{m_{13}}\right)^2 \right]. \quad (3)
 \end{aligned}$$

Here, m_{12} , m_{13} , and m_{23} are the dijet masses, where the jet indices 1, 2, and 3 reflect a decreasing order in p_T . The numerical constants have values $R_{\min} = 0.85(m_W/m_t)$ and $R_{\max} = 1.25(m_W/m_t)$, with $m_W = 80.4$ GeV and $m_t = 173.4$ GeV [99]. Assuming massless input jets and trijet mass $m_{3\text{-jet}} = m_t$, each of the three criteria can be reduced to the condition that the respective ratio of $m_{23}/m_{3\text{-jet}}$, $m_{12}/m_{3\text{-jet}}$ or $m_{13}/m_{3\text{-jet}}$ is within the range of $[R_{\min}, R_{\max}]$.

The second category of top quark candidates is clustered from just two jets and is designed to tag top quark decays in which the W boson decay products are merged into a single jet (W jet). The jet mass is used to determine if a jet represents a W jet with a required mass window of 70–110 GeV. Additionally, the dijet system is required to pass the requirement:

$$R_{\min} < \frac{m_{W\text{jet}}}{m_{\text{dijet}}} < R_{\max}, \quad (4)$$

where $m_{W\text{jet}}$ is the mass of the candidate W jet and m_{dijet} is the mass of the dijet system. R_{\min} and R_{\max} are the same as for the trijet requirements. The final category of candidates, monojets, are constructed from single jets which have a jet mass consistent with m_t , i.e., in the range of 110–220 GeV.

After all possible top quark candidates are constructed, the final list of reconstructed top quark objects is determined by making requirements on the total mass of the object and the number of b jets. Any top quark candidate with more than one b jet is rejected because the probability of having two genuine b jets, or having a second light-flavor jet tagged as a b jet, in a single top quark candidate is negligible. All candidates with a mass outside the range 100–250 GeV are rejected. The list of candidates is pruned to remove candidates that share a jet with another candidate, in favor of the candidate with the mass closer to the true top quark mass. However, if there is only one b jet in the event, the top quark candidate with the best match to the true top mass may be pruned if it contains the b jet to ensure that there are two objects for the M_{T2} calculation (described below).

By considering not only fully resolved (trijet) top quark decays, but also decays from boosted top quarks, manifesting themselves as dijet or monojet topologies, this t tagger achieves a high efficiency for tagging top quarks over a wide range of top quark p_T values, from $\sim 30\%$ at 200 GeV to close to 85% at 1 TeV. The tagging efficiency is determined using the T2tt signal model with $m_{\tilde{t}} = 850$ GeV and $m_{\tilde{\chi}_1^0} = 100$ GeV since it has a wide top quark p_T spectrum. The tagging efficiency was also measured using SM $t\bar{t}$ background and other signal models, and was found to agree with the T2tt measurement within statistical uncertainties. The event sample used to measure the tagging efficiency was selected by requiring the presence of at least four jets with $p_T > 30$ GeV and $|\eta| < 2.4$. The t -tagged object must be matched to a hadronically decaying generator-level top quark within a cone of radius 0.4 in (η, ϕ) space. The t tagging efficiency as a function of top quark p_T is shown in Fig. 3, which also includes the expected p_T distributions for the hadronically decaying top quark in SM $t\bar{t}$ events, as well as in various signal models. Since the top quark p_T spectrum for signal events depends strongly on $m_{\tilde{t}/\tilde{g}}$ and $\Delta m(\tilde{t}/\tilde{g}, \tilde{\chi}_1^0)$, the good tagging efficiency across the top quark p_T spectrum ensures high acceptance for a wide range of signal models. The tagging efficiency for a previous algorithm, described in Ref. [41], as evaluated from simulation, is about 20% at top quark $p_T = 600$ GeV and drops quickly to close to 0 for higher top quark p_T . Figure 3 shows that the top quark tagger performance has substantially improved with respect to that used in Ref. [41]: the efficiency is about 55% at $p_T = 600$ GeV, and it rises with increasing p_T .

The purity of the t tagger, computed as the percentage of t -tagged objects that can be matched to a hadronically decaying generator-level top quark within a cone of radius 0.4 in (η, ϕ) space, is 70%–90% in $t\bar{t}$ events that satisfy $E_T^{\text{miss}} > 200$ GeV and contain at least four jets, at least one of which is b -tagged. The probability that an event that does not contain hadronically decaying top quarks will be found to contain one or more t -tagged objects is about 30%–40% for events passing the selection used for the

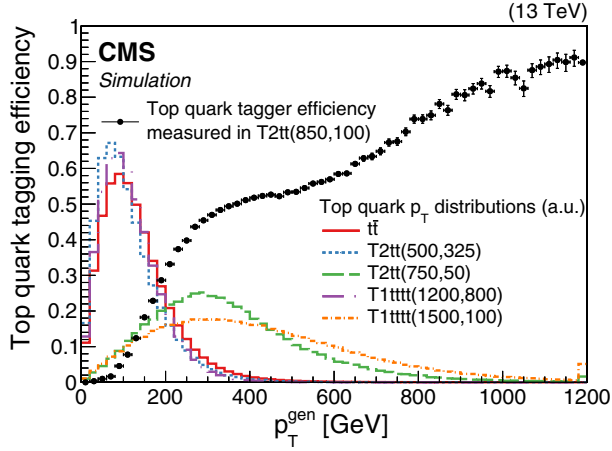


FIG. 3. The tagging efficiency of the top quark tagger as a function of the generator-level hadronically decaying top quark p_T (black points). The efficiency was computed using the T2tt signal model with $m_{\tilde{t}} = 850$ GeV and $m_{\tilde{\chi}_1^0} = 100$ GeV, and it is similar for $t\bar{t}$ events. The vertical bars depict the statistical uncertainty. The colored lines show the expected hadronically decaying top quark p_T distribution from $t\bar{t}$ (red solid line), the T2tt signal model with $m_{\tilde{t}} = 500$ GeV and $m_{\tilde{\chi}_1^0} = 325$ GeV (blue short-dashed line), the T2tt signal model with $m_{\tilde{t}} = 750$ GeV and $m_{\tilde{\chi}_1^0} = 50$ GeV (green long-dashed line), the T1tttt signal model with $m_{\tilde{g}} = 1200$ GeV and $m_{\tilde{\chi}_1^0} = 800$ GeV (purple long-dash-dotted line), and the T1tttt signal model with $m_{\tilde{g}} = 1500$ GeV and $m_{\tilde{\chi}_1^0} = 100$ GeV (orange short-dash-dotted line). The last bin contains the overflow entries and the top quark p_T distributions are normalized to unit area.

efficiency calculation. Further details on the t tagger performance are presented in [100]. The event yields of these processes, as well as from the $t\bar{t}$ process, are further reduced by placing requirements on the “transverse mass” variable, M_{T2} , discussed below, as a complement to the top quark tagging requirements. The top quark tagging efficiency agrees well between data and the GEANT4-based simulation as shown in [100]. However, a correction factor of up to 5% is needed to account for discrepancies between the fast simulation and the GEANT4-based simulation. It is derived using the same T2tt signal model mentioned above and is parametrized as a function of top quark candidate p_T .

The M_{T2} variable [66,67] is an extension of the transverse mass variable that is sensitive to the pair production of heavy particles, e.g., gluinos or top squarks, each of which decays to an invisible particle. For direct top squark production, M_{T2} has a kinematic upper limit at the \tilde{t} mass, whereas for $t\bar{t}$ production the kinematic upper limit is the top quark mass. For gluino pair production, the interpretation of M_{T2} depends on the decay scenario. However, the values of M_{T2} are consistently larger than those for $t\bar{t}$ or other SM backgrounds due to the larger values of E_T^{miss} and the high p_T of the top quarks produced in gluino decays. The M_{T2} variable is defined for two heavy particles,

denoted with subscripts 1 and 2, decaying to some visible particles and an invisible particle ($\tilde{\chi}_1^0$) as

$$M_{T2} \equiv \min_{\vec{q}_{T,1} + \vec{q}_{T,2} = \vec{p}_T^{\text{miss}}} \left\{ \max \left[m_T^2(\vec{p}_{T,1}; m_{p,1}, \vec{q}_{T,1}; m_{\tilde{\chi}_1^0}), m_T^2(\vec{p}_{T,2}; m_{p,2}, \vec{q}_{T,2}; m_{\tilde{\chi}_1^0}) \right] \right\}, \quad (5)$$

where $\vec{p}_{T,i}$ and $m_{p,i}$ are the transverse momentum and mass of the visible daughters of each heavy particle, and $\vec{q}_{T,i}$ and $m_{\tilde{\chi}_1^0}$ represent the unknown transverse momentum and mass of the invisible $\tilde{\chi}_1^0$ from each heavy particle decay. The transverse mass squared, m_T^2 , is defined as

$$m_T^2(\vec{p}_T; m_p, \vec{q}_T; m_{\tilde{\chi}_1^0}) \equiv m_p^2 + m_{\tilde{\chi}_1^0}^2 + 2(|\vec{p}_T||\vec{q}_T| - \vec{p}_T \cdot \vec{q}_T). \quad (6)$$

The M_{T2} variable is the minimum [66] of two transverse masses with the constraint that the sum of the transverse momenta of both neutralinos is equal to the \vec{p}_T^{miss} in the event, i.e., $\vec{q}_{T,1} + \vec{q}_{T,2} = \vec{p}_T^{\text{miss}}$. The invisible particle is assumed to be massless, in order to be consistent with the use of the neutrino as the invisible particle in the M_{T2} calculation for the SM backgrounds; therefore, $m_{\tilde{\chi}_1^0}$ equals zero in Eqs. (5) and (6).

We construct the visible decay products of each heavy particle (1 and 2) from the list of t -tagged objects. The selection requirements used in the analysis ensure that every event has at least one reconstructed t -tagged object. In the case where two t -tagged objects are identified, each is used as one visible component in the M_{T2} calculation. If more than two t -tagged objects are found, M_{T2} is calculated for all combinations and the lowest M_{T2} value is used. In the case where only one t -tagged object is identified, the visible component of the second system is taken from the remaining jets not included in the t -tagged object, using a b -tagged jet as a seed to partially reconstruct a top quark. The b -tagged jet is combined with the closest jet that yields an invariant mass between 50 GeV and m_t . The combined “dijet” is used as the second visible system. In case no jet combination satisfies that invariant mass requirement, the b -tagged jet is used as the only remnant of the second visible system.

C. Event selection and categorization

Events in the search regions are collected with a trigger that applies a lower threshold of 350 GeV on H_T in coincidence with a threshold of 100 GeV on E_T^{miss} . This trigger is fully efficient at selecting events satisfying the requirements $H_T > 500$ GeV and $E_T^{\text{miss}} > 175$ GeV, both at the full event reconstruction level.

All events must pass filters designed to remove detector- and beam-related noise. All jets considered in this analysis are required to have $p_T > 30$ GeV, and must pass a set of

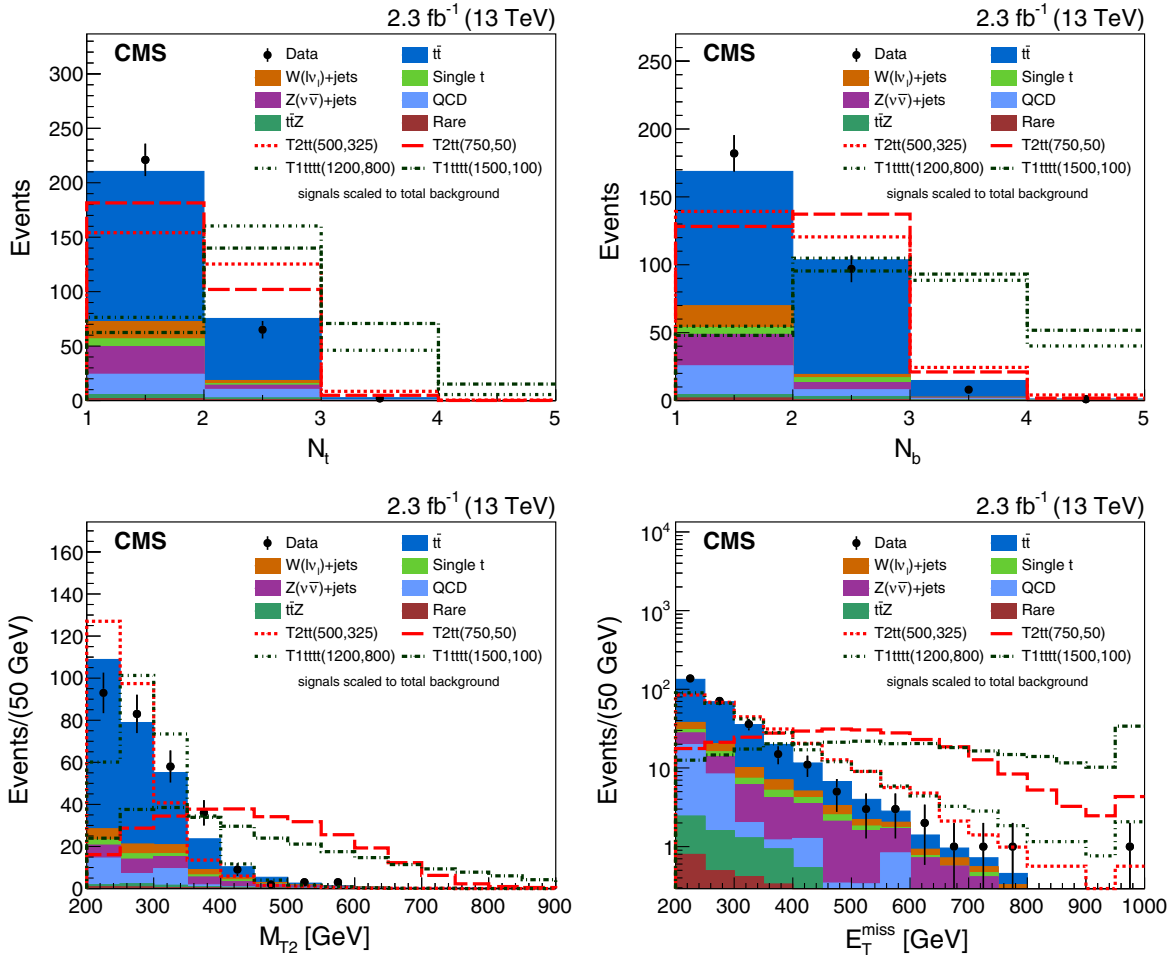


FIG. 4. Comparison of the distributions in data (black points), simulated SM backgrounds (filled stacked histograms) and several signal models in N_t (top left), N_b (top right), M_{T2} (bottom left), and E_T^{miss} (bottom right), after the preselection requirements have been applied. The T2tt signal model with $m_{\tilde{g}} = 500$ (750) GeV and $m_{\tilde{\chi}_1^0} = 325$ (50) GeV is shown with a red short-dashed (long-dashed) line, and the T1tttt signal model with $m_{\tilde{g}} = 1200$ (1500) GeV and $m_{\tilde{\chi}_1^0} = 800$ (100) GeV with a dark green short-dash-dotted (long-dash-dotted) line. The distributions for the signal events have been normalized to the same area as the total background distribution, and the last bin contains the overflow events.

jet identification criteria as described in Ref. [101]. The minimum number of such jets with $|\eta| < 2.4$ in an event must be $N_j \geq 4$, with the leading two jets required to have $p_T > 50$ GeV. Events must satisfy $E_T^{\text{miss}} > 200$ GeV and $H_T > 500$ GeV, where the thresholds are chosen to exceed the trigger efficiency turn-on and to allow a low $175 < E_T^{\text{miss}} < 200$ GeV sideband for background studies. A requirement on the angle between E_T^{miss} and the first three leading jets, $\Delta\phi(E_T^{\text{miss}}, j_{1,2,3}) > 0.5, 0.5, 0.3$, is applied to reduce the number of events from QCD multijet processes. High- E_T^{miss} QCD multijet events are usually the result of an undermeasurement of the p_T of one of the leading jets, which results in E_T^{miss} being aligned with that jet and $\Delta\phi(E_T^{\text{miss}}, j_{1,2,3})$ being small. The undermeasurement can occur because of detector effects or, in the case of semileptonic b or c quark decays, because a neutrino carries away unmeasured energy. Finally, requirements that

$N_t \geq 1$, $N_b \geq 1$, and $M_{T2} > 200$ GeV are applied, after which we observe 288 events in the data.

After this preselection, we define nonoverlapping search regions in terms of N_t , N_b , E_T^{miss} , and M_{T2} . Figure 4 displays the background composition, as computed from simulation, following the preselection as a function of each of these four variables. Note that the t -tagged object definition does not require the presence of b -tagged jets, nor are b -tagged jets inside t -tagged objects rejected from the b -tagged jet counting. Thus there is not a one-to-one correspondence between the numbers of t -tagged objects and b -tagged jets in an event. Two different analysis optimizations are used to get the best sensitivity for direct top squark production models (T2tt and T2tb) versus gluino-mediated production models (T1tttt and T5ttcc). For direct top squark production models, the multiplicities of b -tagged jets and t -tagged objects are binned as $N_b = 1$, $N_b \geq 2$ and $N_t = 1$, $N_t \geq 2$. Due to the possibility of

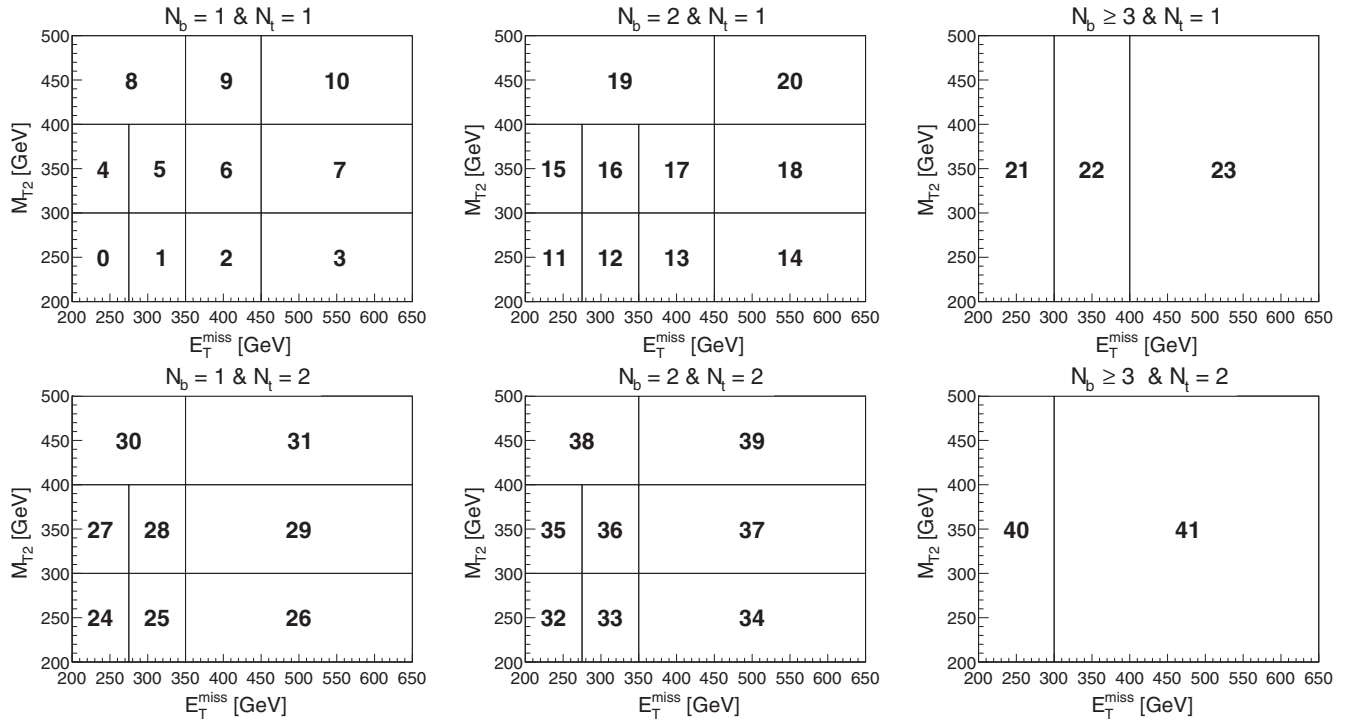


FIG. 5. Search region definitions for bin numbers 0–41 of the gluino-mediated production optimization. The highest E_T^{miss} and M_{T2} bins are open-ended, e.g., bin 10 requires $E_T^{\text{miss}} > 450$ GeV and $M_{T2} > 400$ GeV. In addition to the search bins shown in this figure, there are three bins (42–44) with $N_t \geq 3$, one for each N_b bin, that contain no further binning in E_T^{miss} or M_{T2} beyond baseline selection requirements.

having more than two top quarks in the decay chain, the gluino-mediated production models are interpreted using bins with $N_b = 1$, $N_b = 2$, $N_b \geq 3$ and $N_t = 1$, $N_t = 2$, $N_t \geq 3$. To improve background suppression, in particular of the $t\bar{t}$ contribution, and to improve the sensitivity to the various signal topologies, each (N_b, N_t) bin is further subdivided by placing requirements on the E_T^{miss} and M_{T2} variables, as shown in Figs. 5 and 6. These figures also list the search region bin numbers used throughout the paper. The subdivision of any given (N_b, N_t) bin according to the E_T^{miss} and M_{T2} variables is the same for both the direct top squark and the gluino-mediated production optimizations.

IV. BACKGROUND ESTIMATION

About 70% of the expected SM background (integrated over all search bins) comes from $t\bar{t}$, W + jets, and single top quark events with leptonic W boson decays. If the W boson decays to a τ lepton that decays hadronically, this τ lepton is reconstructed as a jet and passes the lepton vetoes. If, on the other hand, the W boson decays to an electron or muon, events can survive the lepton vetoes when the electron or muon is “lost,” i.e., is not isolated, not identified/reconstructed, or out of the acceptance region. The remaining SM background contributions, in order of decreasing importance, originate from the $Z \rightarrow \nu\bar{\nu}$ + jets,

QCD multijet, $t\bar{t}Z$ and other rare processes such as triboson and $t\bar{t}W$ production. The $t\bar{t}$, W + jets, single top quark, and QCD multijet backgrounds are determined using data-driven methods and are validated with closure tests in the simulation. The $Z \rightarrow \nu\bar{\nu}$ + jets background is estimated using simulated events that are weighted to match the data in control regions. Small contributions from $t\bar{t}Z$ and other rare processes are estimated directly from simulated events. The background estimation methods are presented in the following subsections.

A. Estimation of the lost-lepton background

The contribution to the background from events with lost leptons (LL) is determined from a data control sample (CS) that consists mainly of $t\bar{t}$ events. This CS is collected using the search trigger and is defined to match the preselection, but the muon veto is replaced by the requirement that there be exactly one well-identified and isolated muon with $p_T > 10$ GeV and $|\eta| < 2.4$, and the isolated track veto is removed. To reduce possible signal contamination in this CS, only events with m_T less than 100 GeV are considered, with m_T reconstructed from the muon p_T and E_T^{miss} as described for tracks in Eq. (2). For $t\bar{t}$, W + jets, and single top quark events with one $W \rightarrow \mu\nu$ decay, E_T^{miss} originates from the produced neutrino. This means that the m_T distribution represents the transverse W mass and falls

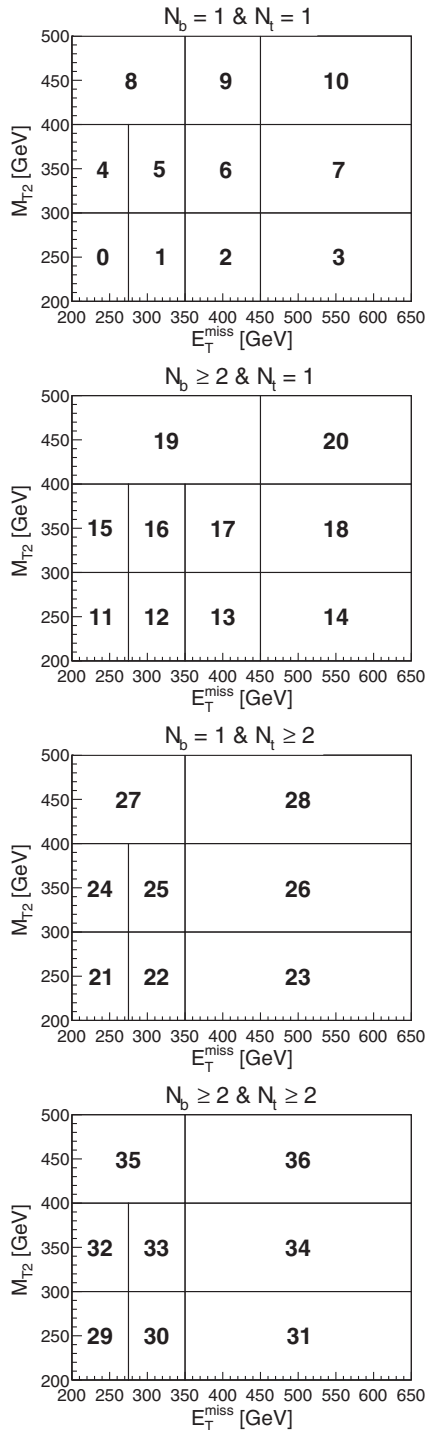


FIG. 6. Search region definitions for bin numbers 0–36 for the direct top squark production optimization. The highest E_T^{miss} and M_{T2} bins are open-ended, e.g., bin 10 requires $E_T^{\text{miss}} > 450$ GeV and $M_{T2} > 400$ GeV.

off sharply above 80 GeV; however, this is not the case for signal events.

The predicted number of events with lost leptons, N_{LL} , originating from the $t\bar{t}$, W +jets, and single top quark

processes contributing to each search region bin is calculated as

$$N_{\text{LL}} = \sum_{\text{CS}} (F_{\text{iso}} + F_{\text{ID}} + F_{\text{acc}}) F_{\text{dilepton}} \frac{\epsilon_{\text{isotrack}}}{\epsilon_{m_T}^\mu}, \quad (7)$$

where \sum_{CS} is the sum over the events measured directly in the corresponding bin of the single muon CS defined above. The factors F_{iso} , F_{ID} , and F_{acc} convert the number of events in the CS to the number of LL events due to isolation, reconstruction and identification, and acceptance criteria (typical values are, respectively, around 0.1, 0.1, and 0.3). These scale factors are determined from isolation and reconstruction efficiencies, as well as the acceptance, which are obtained for each search region bin using simulated $t\bar{t}$ events. The contribution to the signal region from dilepton $t\bar{t}$ events where both leptons are lost is corrected with the term F_{dilepton} (0.99 for muons and 0.97 for electrons). The CS is normalized by the factor $\epsilon_{m_T}^\mu$ (around 0.9) to compensate for the efficiency of the $m_T < 100$ GeV requirement. Finally, the isolated track veto efficiency factor, $\epsilon_{\text{isotrack}}$, is applied to get the final number of predicted LL background events. The isolated track veto efficiency, i.e., the fraction of events surviving the isolated track veto, is around 60%.

The main systematic uncertainty for the LL background prediction is derived from a closure test, which assesses whether the method can correctly predict the background yield in simulated event samples. The test is performed by comparing the LL background in the search regions, as predicted by applying the LL background determination procedure to the simulated muon CS, to the expectation obtained directly from $t\bar{t}$, single top quark, and W +jets simulation. The result of the closure test for the 45 search bins optimized for gluino-mediated production is shown in the top plot of Fig. 7. The closure test uncertainty (up to 26%, depending on the search bin) is dominated by statistical fluctuations and included as a systematic uncertainty in the LL background prediction. The closure uncertainties for the 37 search bins optimized for direct top squark production are of similar size. The following other sources of systematic uncertainty are also included: lepton isolation efficiency (effect on prediction is between 2% and 7%), lepton reconstruction and identification efficiency (3% to 8%), lepton acceptance from uncertainty in the PDFs (about 10%), control sample purity (2%), corrections due to the presence of dilepton events (around 1%), efficiency of the m_T selection (less than 1%), and isolated-track veto (3% to 11%).

B. Estimation of the hadronically decaying τ lepton background

Events from $t\bar{t}$, W +jets, and single top quark processes in which a τ lepton decays hadronically (τ_h) are one of the largest components of the SM background contributing to

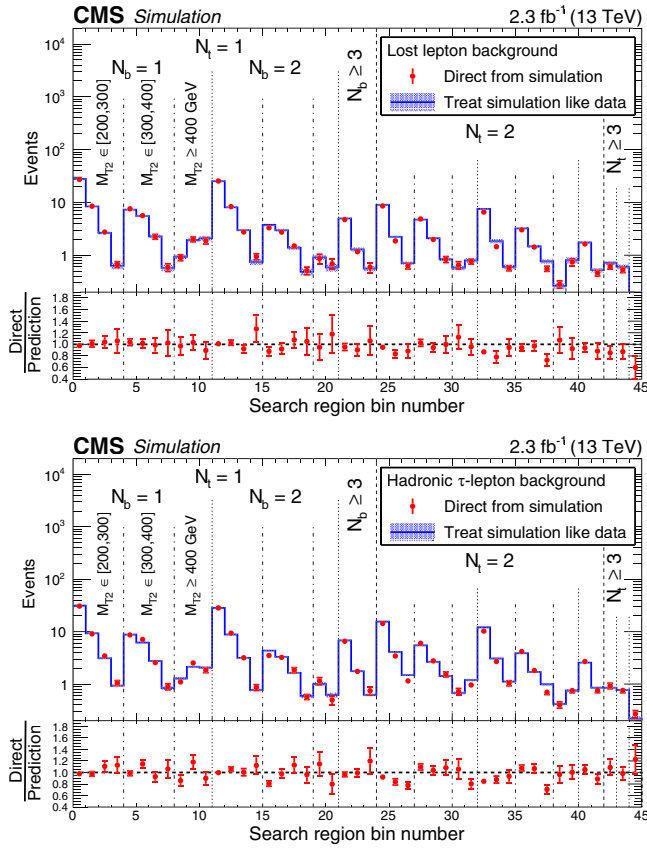


FIG. 7. Top: the lost-lepton background in the 45 search regions optimized for gluino-mediated production as determined directly from $t\bar{t}$, single top quark, and $W + \text{jets}$ simulation (points) and as predicted by applying the lost-lepton background determination procedure to the simulated muon control sample (histograms). The lower panel shows the same results after dividing by the predicted value. Bottom: the corresponding simulated results for the background from hadronically decaying τ leptons. For both plots, vertical lines indicate search regions with different N_l , N_b , and M_{T2} values. Within each (N_l, N_b, M_{T2}) region, the bins indicate the different E_T^{miss} selections, as defined in Fig. 5. Only statistical uncertainties are shown.

the search regions. When a W boson decays to a neutrino and a τ_h , the presence of neutrinos in the final state results in \vec{p}_T^{miss} , and the event passes the lepton veto because the hadronically decaying τ lepton is reconstructed as a jet. A veto on isolated tracks is used in the preselection to reduce the τ_h background with a minimal impact on signal efficiency.

The estimate of the remaining τ_h background is based on a CS of $\mu + \text{jets}$ events selected from data using a trigger with requirements on both muon p_T and H_T , and a requirement of exactly one muon with $p_T > 20$ GeV and $|\eta| < 2.4$. An upper threshold on the transverse mass reconstructed from the muon and E_T^{miss} , $m_T < 100$ GeV, is required to select events containing a $W \rightarrow \mu\nu$ decay and to suppress signal events contaminating the $\mu + \text{jets}$ sample. Since both $\mu + \text{jets}$ and $\tau_h + \text{jets}$ production arise from the

same underlying process, the hadronic component of the events is expected to be the same, aside from the response of the detector to a muon or τ_h . The muon p_T is smeared by response template distributions derived for a hadronically decaying τ lepton to correct the leptonic part of the event. The response templates are derived using $t\bar{t}$, $W + \text{jets}$, and single top quark simulated samples by comparing the true τ lepton p_T with the reconstructed τ_h jet p_T . The kinematic variables of the event are recalculated with this τ_h jet, and the search selections are applied to predict the τ_h background.

The probability to mistag a τ_h jet as a b jet is significant (about 0.1) and affects the N_b distribution of τ_h background events. The dependence of the mistag rate on the τ_h jet p_T is larger for $t\bar{t}$ events than for $W + \text{jets}$ events, because the b quark from the top quark decay can overlap with the τ_h jet. This mistag rate is taken into account in the $\mu + \text{jets}$ CS by randomly selecting a simulated τ_h jet and counting it as a b jet with the probability obtained from MC simulation in $W + \text{jets}$ events for the corresponding τ_h jet p_T .

The τ_h background prediction is calculated as follows:

$$N_{\tau_h} = \sum_{\text{CS}} \left(\sum_{\text{template bins}} P_{\tau_h}^{\text{resp}} \frac{1}{\epsilon_{\text{trigger}}^{\mu} \epsilon_{\text{reco}}^{\mu} \epsilon_{\text{iso}}^{\mu} \epsilon_{\text{acc}}^{\mu} \epsilon_{m_T}^{\mu}} \times \frac{\mathcal{B}(W \rightarrow \tau_h)}{\mathcal{B}(W \rightarrow \mu)} \epsilon_{\text{isotrack}} F_{\tau \rightarrow \mu} F_{\text{dilepton}} \right), \quad (8)$$

where the first summation is over the events in the $\mu + \text{jets}$ CS, the second is over the bins of the τ_h response template, and $P_{\tau_h}^{\text{resp}}$ is the probability of the τ_h response from each bin. The various correction factors applied to convert $\mu + \text{jets}$ events into $\tau_h + \text{jets}$ events to construct the final τ_h sample are

- (i) the branching fraction ratio $\mathcal{B}(W \rightarrow \tau_h) / \mathcal{B}(W \rightarrow \mu) = 0.65$;
- (ii) the muon reconstruction and identification efficiency $\epsilon_{\text{reco}}^{\mu}$ (0.94–0.98) and the muon isolation efficiency $\epsilon_{\text{iso}}^{\mu}$ (0.5–0.95 depending on the muon p_T and the $\sum p_T$ of PF candidates within an annulus with outer radius of $\Delta R = 0.4$ and inner radius equal to the isolation cone);
- (iii) the muon acceptance $\epsilon_{\text{acc}}^{\mu}$ (typically around 0.8–0.9);
- (iv) the m_T selection efficiency ϵ_{m_T} (>0.9);
- (v) the correction to account for the contamination in the CS from muons from τ decays, $F_{\tau \rightarrow \mu}$ (around 0.8 depending on N_j and E_T^{miss});
- (vi) the isolated track veto efficiency for τ_h , $\epsilon_{\text{isotrack}}$ (around 0.7), as determined from simulated $t\bar{t}$, $W + \text{jets}$ and single top quark events by matching isolated tracks to τ_h jets;
- (vii) the τ_h contribution that overlaps with the LL background prediction due to contamination of dileptonic events in the CS, F_{dilepton} , to avoid double counting (0.98);

(viii) and a correction for the μ trigger efficiency, $\epsilon_{\text{trigger}}^{\mu}$ (0.95).

The muon reconstruction, identification, and isolation efficiency are the same as those used for the LL background determination.

A closure test is performed comparing the τ_h background in the search regions as predicted by applying the τ_h background determination procedure to the simulated muon CS to the expectation obtained directly from simulation. The result of the closure test for the 45 search bins optimized for gluino-mediated production is shown in the lower plot of Fig. 7. The closure uncertainty for each search bin (between 2% and 28%) is dominated by statistical fluctuations and is included as a systematic uncertainty in the τ_h background prediction. The closure uncertainties for the 37 search bins optimized for direct top squark production are of similar size. In addition, systematic uncertainties are evaluated for each of the ingredients in the prediction, which arise from uncertainties in the following sources: the τ_h response template (2%), the muon reconstruction and isolation efficiency (1%), the acceptance due to uncertainties in the PDFs (up to 5%), the b mistag rate of the τ_h jet (up to 15%), ϵ_{m_T} due to uncertainties in the E_T^{miss} scale (<1%), the efficiency of the isolated track veto (4%–6.5%), contamination from lost leptons (2.4%), and the trigger efficiency (1%).

C. Estimation of the $Z \rightarrow \nu\bar{\nu}$ background

The $Z \rightarrow \nu\bar{\nu}$ background is derived using simulated events that have been corrected for observed differences between data and simulation. A $Z \rightarrow \mu\mu$ control sample is used to validate the $Z \rightarrow \nu\bar{\nu}$ MC and residual differences in both shape of the jet multiplicity (N_j) distribution and overall normalization present therein are corrected for. The central value of the $Z \rightarrow \nu\bar{\nu}$ background prediction for each search bin B can be written as

$$\hat{N}_B = R_{\text{norm}} \sum_{\text{events} \in B} S_{\text{DY}}(N_j) w_{\text{MC}}, \quad (9)$$

where \hat{N}_B is the predicted number of $Z \rightarrow \nu\bar{\nu}$ background events in search bin B . The sum runs over all simulated $Z \rightarrow \nu\bar{\nu}$ events that fall in search bin B , and w_{MC} is a standard event weight including the assumed $Z \rightarrow \nu\bar{\nu}$ cross section, the integrated luminosity, the b tagging efficiency scale factors, and the measured trigger efficiency. Each simulated event is additionally weighted using two scale factors, R_{norm} and $S_{\text{DY}}(N_j)$, that correct the normalization of the simulation and the shape of the simulated N_j distribution, respectively. Both scale factors are calculated in a dimuon CS that has events with two muons, with $81 < m_{\mu\mu} < 101$ GeV, and no muon or isolated track vetoes. In this region the two muons are treated as if they were neutrinos.

The first scale factor, R_{norm} , is derived using a tight dimuon CS in data. This control region has the same

selection as the search region preselection, apart from the muon requirement and without any requirements on b -tagged jets. This region is selected for its kinematic similarity to the signal region, but lacks the statistical precision required for shape comparison. The scale factor is computed by comparing the expected event yield in the tight region in the DY simulation with the observed event yield in data after subtraction of the other SM processes.

The second scale factor, S_{DY} , depends on the number of jets N_j in the event and is designed to correct the mismodeling of the jet multiplicity distribution in simulation. The scale factor is derived in a loose dimuon control region in which the signal region requirements on E_T^{miss} , N_l , and M_{T2} are removed, and the H_T requirement is relaxed to $H_T > 200$ GeV. The S_{DY} scale factor is derived for each (N_j) bin as the ratio between the data, with non-DY backgrounds subtracted, and the DY simulation. Due to $t\bar{t}$ contributions similar to the DY processes for greater jet and b -tagged jet multiplicities, the $t\bar{t}$ MC events are similarly reweighted using a CS selected to have an electron and a muon with $81 < m_{e\mu} < 101$ GeV before subtraction from the dimuon data. The N_b and E_T^{miss} distributions in the loose dimuon CS after applying the $S_{\text{DY}}(N_j)$ scale factor are shown in Fig. 8. The N_b distribution agrees well between data and simulation, whereas the E_T^{miss} distribution has some disagreement between 300 and 600 GeV. The disagreement is taken into account with a shape uncertainty equal to the magnitude of the disagreement and has a negligible effect on the final results.

The systematic uncertainties for the $Z \rightarrow \nu\bar{\nu}$ background prediction are divided into two broad categories: uncertainties associated with the use of MC simulation and uncertainties specifically associated with the background prediction method. The first category includes systematic uncertainties in the PDFs and renormalization/factorization scale choices, jet and E_T^{miss} energy scale uncertainties, b tagging efficiency scale factor uncertainties, and trigger efficiency uncertainties. The second category includes uncertainties from the method used to determine R_{norm} and the $S_{\text{DY}}(N_j)$ scale factors, and uncertainties based on the residual shape disagreement between data and DY + jets simulation in the loose dimuon CS. The uncertainty in R_{norm} , derived from the statistical uncertainties on data and MC in the tight CS, results in a 19% uncertainty in the predicted $Z \rightarrow \nu\bar{\nu}$ event yield for each search bin. The uncertainties associated with S_{DY} are the dominant uncertainties and are related to residual shape uncertainties (after applying the S_{DY} scale factor) in the search region variables E_T^{miss} , M_{T2} , N_b , and N_l . These uncertainties are evaluated in the loose CS with the additional requirement that $N_l \geq 1$ so that M_{T2} is well defined. The resulting shift of the central value of the search bin predictions is used as the systematic uncertainty from the residual shape disagreements. Depending on the search bin, this uncertainty ranges

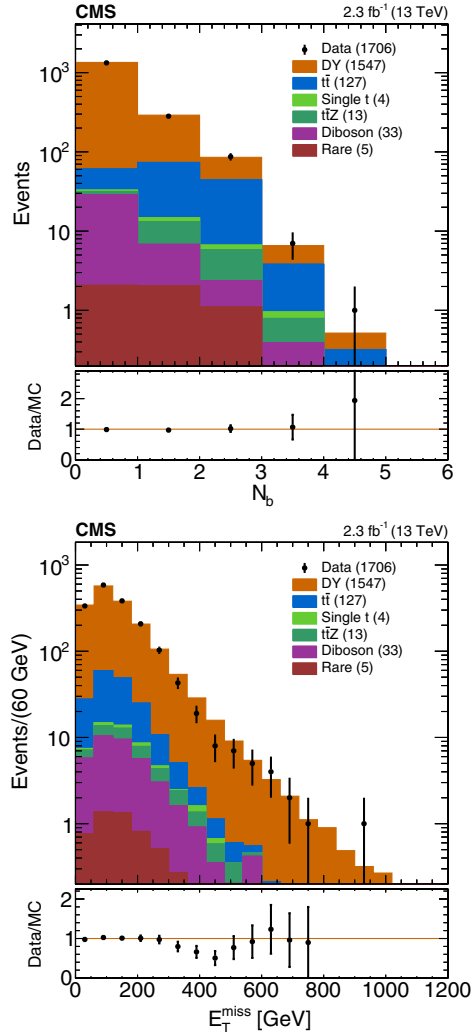


FIG. 8. The N_b (top) and E_T^{miss} (bottom) distributions in data and simulation in the loose dimuon control region, after applying the $S_{\text{DY}}(N_j)$ scale factor to the simulation. The lower panels show the ratio between data and simulation. Only statistical uncertainties are shown. The values in parentheses in the legend indicate the integrated yield for each given process. The “rare” category includes background processes such as triboson and $t\bar{t}W$ production.

between 10% and 82%. The statistical uncertainties in the ratios between data and simulation, as well as in S_{DY} , are also included as a 15%–75% systematic uncertainty in the prediction.

D. Estimation of the QCD multijet background

The procedure to predict the QCD multijet background consists of selecting a signal-depleted data CS, rich in QCD multijet events, from which significant contributions of other SM backgrounds, such as $t\bar{t}$, $W + \text{jets}$, and $Z + \text{jets}$, are subtracted. Following that, a translation factor, partly determined from data and partly from simulation, is used to convert the number of events measured in the data CS into a prediction for each search region bin.

The CS is defined by applying the full set of preselection requirements described in Sec. III C, except that the $\Delta\phi(E_T^{\text{miss}}, j_{1,2,3})$ requirements are inverted, requiring that the E_T^{miss} be aligned with one of the three leading jets. The estimated number of QCD multijet events in the inverted- $\Delta\phi$ CS is computed by subtracting the contributions from LL, hadronically decaying τ leptons, and $Z + \text{jets}$ processes from the number of data events observed in that region. The same methods as described in the previous sections are used to estimate the contributions from LL and τ_h processes, but applied to this QCD multijet-rich CS. Simulation is used to estimate the contribution from $Z \rightarrow \nu\bar{\nu}$ events, since it is expected to be small.

The translation factor between the QCD multijet-rich CS and the search region bins is computed in data, using a sideband of the preselection region, defined by the requirement $175 < E_T^{\text{miss}} < 200$ GeV and without an N_b requirement, where the amount of data is sufficiently large to make an accurate measurement. The contributions from processes other than QCD multijet are subtracted from the observed number of events in this low- E_T^{miss} data sideband, following the procedure outlined above. The dependence of the translation factor as a function of E_T^{miss} is accounted for by using a linear approximation derived from simulation. To take into account the dependence as a function of M_{T2} , the translation factor is computed separately for M_{T2} values below and above 300 GeV. The translation factor ranges from 0.01 to 0.14 depending on E_T^{miss} and M_{T2} .

The main systematic uncertainty in the QCD multijet prediction is obtained from a closure test in which the expectation for the signal region event yields, as obtained directly from the QCD multijet simulation, is compared to

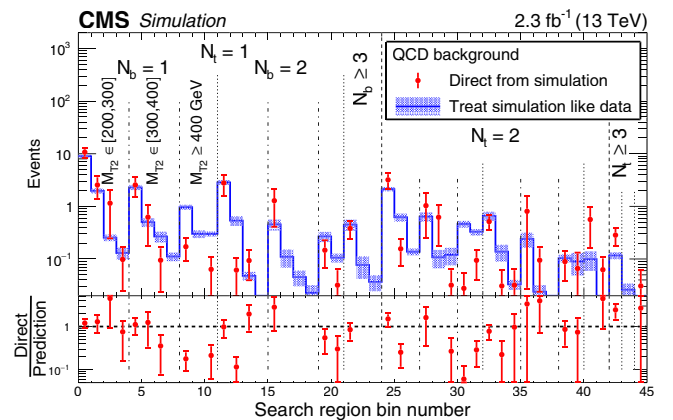


FIG. 9. The QCD multijet background in the 45 search regions optimized for gluino-mediated production as determined directly from simulation (points) and as predicted by applying the QCD multijet background determination procedure to simulated event samples in the inverted- $\Delta\phi$ control region (histograms). The lower panel shows the same results after dividing by the predicted value. Only statistical uncertainties are shown. The labeling of the search regions is the same as in Fig. 7.

the prediction obtained by applying the QCD multijet background prediction procedure to simulated event samples. The result for the 45 search bins optimized for gluino-mediated production is shown in Fig. 9, and any observed nonclosure from the relaxed E_T^{miss} and N_b requirements is taken into account as the systematic uncertainty. If there is insufficient simulation to populate a bin in the closure prediction, the uncertainty from the next lowest E_T^{miss} bin is used. This uncertainty ranges from 5% to 500% depending on the search bin. The closure uncertainties for the 37 search bins optimized for direct top squark production are of similar size. The high closure uncertainties for some search bins are due to statistical limitations of the simulation, but have a small effect on the final results because the QCD multijet yields are very low in these search bins compared to other backgrounds. In addition, another major source of systematic uncertainty in the QCD multijet prediction is the uncertainty in the T_{QCD} factors.

E. Backgrounds from $t\bar{t}Z$ and other SM rare processes

Similar to the $Z \rightarrow \nu\bar{\nu}$ background, $t\bar{t}Z$ is an irreducible background when Z bosons decay to neutrinos and both top quarks decay hadronically. The $t\bar{t}Z$ cross section at

13 TeV is only 783 fb (computed at NLO using MasGraph 5_AMC@NLO) and the predicted yield of $t\bar{t}Z$ events in the search bins is less than 10% of the total background. Given the presence of genuine E_T^{miss} and b jets in $t\bar{t}Z$ events, and given the small cross section associated with this process, we rely on simulation to predict its contribution to each search region bin. The $t\bar{t}Z$ simulation is validated using a trilepton control sample in data, and the 30% statistical uncertainty in this data measurement is propagated to the $t\bar{t}Z$ prediction.

The contribution of the $t\bar{t}W$ process to the signal region is covered by the LL and τ_h background estimation methods. The signal region yields for the diboson and multiboson processes are fully determined by simulation and are combined into a single rare background prediction.

V. RESULTS AND INTERPRETATION

The predicted number of SM background events and the number of events observed in data for each of the search regions defined in Sec. III C are summarized in Fig. 10 and Tables I and II for the binning optimized for direct top squark production, and in Fig. 11 and Tables I and III for the binning optimized for gluino-mediated production

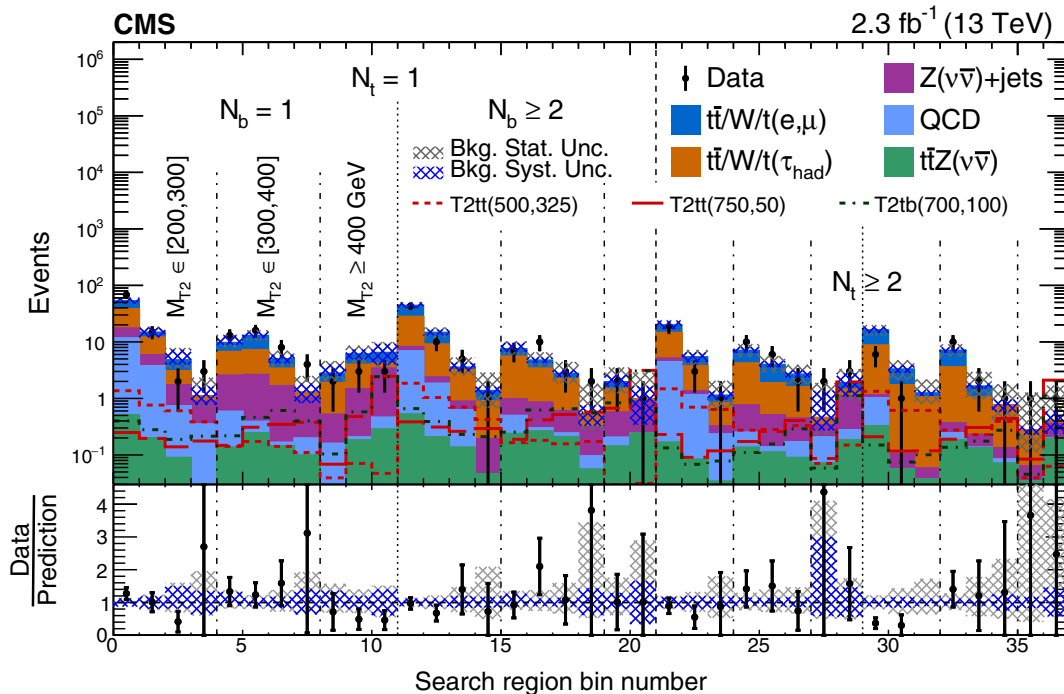


FIG. 10. Observed event yields in data (black points) and predicted SM background (filled solid area) for the 37 search bins optimized for direct top squark production. The red and dark green lines indicate various signal models: the T2tt model with $m_{\tilde{\tau}} = 500$ GeV and $m_{\tilde{\chi}_1^0} = 325$ GeV (red short-dashed line), the T2tt model with $m_{\tilde{\tau}} = 750$ GeV and $m_{\tilde{\chi}_1^0} = 50$ GeV (red long-dashed line), and the T2tb model with $m_{\tilde{\tau}} = 700$ GeV and $m_{\tilde{\chi}_1^0} = 100$ GeV (dark green dashed-dotted line). The lower panel shows the ratio of data over total background prediction in each search bin. For both panels, the error bars show the statistical uncertainty associated with the observed data counts, and the grey (blue) hatched bands indicate the statistical (systematic) uncertainties in the total predicted background.

TABLE I. Observed yields from the data compared to the total background predictions for the search bins that are common between the direct top squark and gluino-mediated production optimizations. The quoted uncertainties on the predicted background yields are statistical and systematic, respectively.

Bin number	N_t	N_b	M_{T2} [GeV]	E_T^{miss} [GeV]	Data	Predicted background
0	1	1	200–300	200–275	68	54 ^{+4 +6} _{-4 -6}
1	1	1	200–300	275–350	15	15 ^{+2 +3} _{-2 -3}
2	1	1	200–300	350–450	2	4.9 ^{+1.6 +2.4} _{-1.2 -0.9}
3	1	1	200–300	>450	3	1.2 ^{+1.1 +0.4} _{-0.2 -0.4}
4	1	1	300–400	200–275	13	9.8 ^{+1.8 +3.1} _{-1.5 -1.0}
5	1	1	300–400	275–350	16	13 ^{+2 +2} _{-2 -1}
6	1	1	300–400	350–450	8	5.0 ^{+1.7 +0.9} _{-1.1 -0.9}
7	1	1	300–400	>450	4	1.3 ^{+1.1 +0.5} _{-0.1 -0.5}
8	1	1	>400	200–350	2	2.9 ^{+1.3 +1.1} _{-0.8 -0.4}
9	1	1	>400	350–450	3	6 ^{+2 +1} _{-2 -1}
10	1	1	>400	>450	3	7 ^{+2 +3} _{-1 -3}

models. Typically, the most significant background across the search regions comes from SM $t\bar{t}$ or W boson production, where the W boson decay contains genuine E_T^{miss} from a neutrino. Generally, the next largest contribution comes from $Z \rightarrow \nu\bar{\nu}$ production in association with jets (including heavy-flavor jets) in which the neutrino pair gives rise to large E_T^{miss} and the top quark conditions are satisfied by an accidental combination of the jets. For search regions with very high E_T^{miss} requirements, the $Z \rightarrow \nu\bar{\nu}$ background can become dominant. The QCD multijet contribution and the contribution from other rare SM processes are subdominant across all bins. The largest rare SM process contribution (though still small) comes from $t\bar{t}Z$ with the Z boson decaying into a pair of neutrinos. No statistically significant deviation between the observed data events and the SM background prediction is found.

The statistical interpretation of the results in terms of exclusion limits for the signal models considered is based on a binned likelihood fit to the observed data, taking into account the predicted background and expected signal yields with their uncertainties in each search bin. The extraction of exclusion limits is based on a modified frequentist approach [102–105] using a profile likelihood ratio as the test statistic. Signal models for which the 95% confidence level (CL) upper limit on the production cross section falls below the theoretical cross section (based on NLO + NLL calculations [88]) are considered to be excluded by the analysis.

The uncertainties in the signal modeling are determined per search region bin and include the following sources: simulation sample size (up to 50% for top squark pair

TABLE II. Observed yields from the data compared to the total background predictions for the search bins that are specific to the direct top squark production optimization. The quoted uncertainties on the predicted background yields are statistical and systematic, respectively.

Bin number	N_t	N_b	M_{T2} [GeV]	E_T^{miss} [GeV]	Data	Predicted background
11	1	≥ 2	200–300	200–275	43	44 ^{+4 +5} _{-4 -5}
12	1	≥ 2	200–300	275–350	10	15 ^{+3 +2} _{-2 -2}
13	1	≥ 2	200–300	350–450	5	3.6 ^{+1.5 +0.7} _{-0.9 -0.6}
14	1	≥ 2	200–300	>450	1	1.4 ^{+1.5 +0.2} _{-0.7 -0.2}
15	1	≥ 2	300–400	200–275	7	7.6 ^{+1.7 +2.0} _{-1.4 -0.9}
16	1	≥ 2	300–400	275–350	10	4.8 ^{+1.7 +0.6} _{-1.1 -0.5}
17	1	≥ 2	300–400	350–450	3	2.8 ^{+1.6 +0.4} _{-0.9 -0.4}
18	1	≥ 2	300–400	>450	2	0.5 ^{+1.3 +0.2} _{-0.1 -0.2}
19	1	≥ 2	>400	200–450	2	2.0 ^{+1.4 +0.6} _{-0.7 -0.4}
20	1	≥ 2	>400	>45	1	0.99 ^{+1.77 +0.65} _{-0.06 -0.65}
21	≥ 2	1	200–300	200–275	18	20 ^{+2 +3} _{-2 -3}
22	≥ 2	1	200–300	275–350	3	5 ^{+1 +1} _{-1 -1}
23	≥ 2	1	200–300	>350	1	1.1 ^{+0.9 +0.2} _{-0.5 -0.2}
24	≥ 2	1	300–400	200–275	10	7.1 ^{+1.8 +1.1} _{-1.5 -0.7}
25	≥ 2	1	300–400	275–350	6	4.0 ^{+1.5 +0.5} _{-1.1 -0.5}
26	≥ 2	1	300–400	>350	2	2.7 ^{+1.2 +0.4} _{-0.8 -0.4}
27	≥ 2	1	>400	200–250	2	0.5 ^{+1.1 +0.9} _{-0.1 -0.2}
28	≥ 2	1	>400	>350	3	1.9 ^{+1.1 +0.9} _{-0.5 -0.8}
29	≥ 2	≥ 2	200–300	200–275	6	16 ^{+3 +2} _{-3 -2}
30	≥ 2	≥ 2	200–300	275–350	1	3.3 ^{+1.3 +0.5} _{-1.1 -0.5}
31	≥ 2	≥ 2	200–300	>350	0	1.3 ^{+0.9 +0.1} _{-0.4 -0.1}
32	≥ 2	≥ 2	300–400	200–275	10	7.1 ^{+1.8 +0.8} _{-1.5 -0.7}
33	≥ 2	≥ 2	300–400	275–350	2	1.7 ^{+1.3 +0.2} _{-0.7 -0.2}
34	≥ 2	≥ 2	300–400	>350	1	0.8 ^{+1.0 +0.2} _{-0.3 -0.2}
35	≥ 2	≥ 2	>400	200–350	1	0.27 ^{+1.00 +0.05} _{-0.16 -0.05}
36	≥ 2	≥ 2	>400	>350	1	0.41 ^{+1.27 +0.19} _{-0.06 -0.17}

production models and up to 10% for gluino-mediated production models), luminosity determination (2.7%), lepton and isolated track veto (up to 4%), b tagging efficiency corrections used to scale simulation to data (up to 36%), trigger efficiency (<1%), renormalization and factorization scale variations (up to 3%), initial-state radiation (up to 30%), jet energy scale corrections (up to 25%), and the modeling of the fast simulation compared with the full simulation for top quark reconstruction and mistagging (up to 7%). All these uncertainties, apart from those arising from the simulation sample size, are treated as fully correlated between the search bins when computing exclusion limits. Potential contamination of signal events in the single-lepton control regions is taken

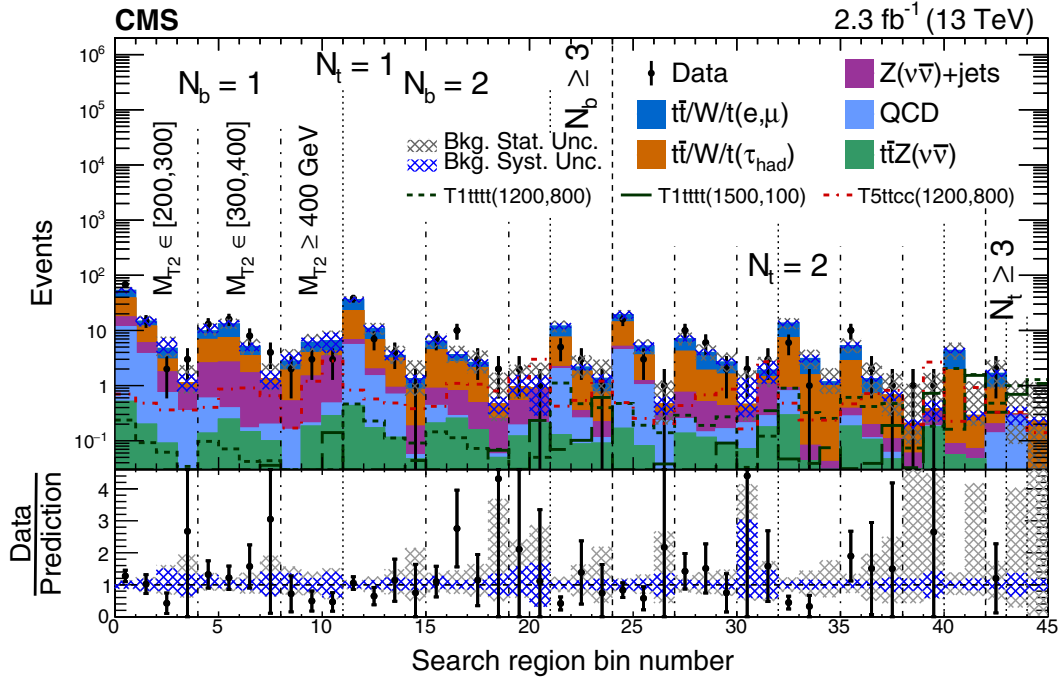


FIG. 11. Observed event yields in data (black points) and predicted SM background (filled solid area) for the 45 search bins optimized for gluino models. The red and dark green lines indicate various signal models: the T1tttt model with $m_{\tilde{g}} = 1200$ GeV and $m_{\tilde{\chi}_1^0} = 800$ GeV (dark green short-dashed line), the T1tttt model with $m_{\tilde{g}} = 1500$ GeV and $m_{\tilde{\chi}_1^0} = 100$ GeV (dark green long-dashed line), and the T5ttcc model with $m_{\tilde{g}} = 1200$ GeV and $m_{\tilde{\chi}_1^0} = 800$ GeV (red dashed-dotted line). The lower panel shows the ratio of data over total background prediction in each search bin. For both panels, the error bars show the statistical uncertainty associated with the observed data counts, and the grey (blue) hatched bands indicate the statistical (systematic) uncertainties in the total predicted background.

into account for each signal model considered in the interpretation. The potential contamination in the dilepton and inverted- $\Delta\phi$ region is negligible. The uncertainties from the background predictions are also taken into account using a similar method as used for the signal modeling, but evaluated separately for each physics process.

Figure 12 shows 95% CL exclusion limits obtained for simplified models in the pure T2tt scenario, and in the mixed T2tb scenario assuming a 50% branching fraction for each of the two decay modes ($\tilde{t} \rightarrow t\tilde{\chi}_1^0/\tilde{t} \rightarrow b\tilde{\chi}_1^\pm$). In the latter case, the $\tilde{\chi}_1^\pm$ and $\tilde{\chi}_1^0$ are assumed to be nearly degenerate in mass, with a 5 GeV difference between their masses. As a result of this analysis, we exclude top squark masses up to 740 GeV (for zero LSP mass) and LSP masses up to 240 GeV (for top squark mass of 420 GeV) in the T2tt scenario. In the T2tb scenario, top squark masses up to 610 GeV (for LSP mass of 60 GeV) and LSP masses up to 190 GeV (for top squark mass of 380 GeV) are excluded. These results are comparable to those from the top squark searches at 8 TeV based on an order of magnitude larger data sets. The improvements of the top quark tagging algorithm, in particular the addition of merged jet scenarios to recover efficiency for

boosted top quarks, extends the reach of the analysis to higher top squark masses than would have been possible with the approach used in Ref. [41]. No interpretation is provided for the T2tt and T2tb signal models for which both $|m_{\tilde{t}} - m_{\tilde{\chi}_1^0} - m_t| \leq 25$ GeV and $m_{\tilde{t}} \leq 275$ GeV because of significant differences between the fast simulation and the GEANT4-based simulation for these low- E_T^{miss} scenarios.

Figure 13 shows 95% CL exclusion limits obtained for simplified models in the T1tttt and T5ttcc scenarios. Gluino masses up to 1550 GeV (for zero LSP mass) and LSP masses up to 900 GeV (for top squark mass of 1360 GeV) are excluded for the T1tttt model, whereas gluino masses up to 1450 GeV (for LSP mass of 200–400 GeV) and LSP masses up to 820 GeV (for top squark mass of 1300 GeV) are excluded for the T5ttcc model. These results significantly extend the mass reach compared to analyses at 8 TeV, which excluded gluino masses up to about 1380 (1340) GeV and LSP masses up to about 700 (650) GeV for the T1tttt (T5ttcc) model. The search bins with $N_t \geq 3$ provide additional sensitivity for T1tttt models with high gluino and LSP masses, since they allow suppression of SM backgrounds while keeping a low E_T^{miss} threshold. The decrease in the $m_{\tilde{g}}$ limit for very small LSP masses for the

TABLE III. Observed yields from the data compared to the total background predictions for the search bins that are specific to the gluino-mediated production optimization. The quoted uncertainties on the predicted background yields are statistical and systematic, respectively.

Bin number	N_t	N_b	M_{T2} [GeV]	E_T^{miss} [GeV]	Data	Predicted background
11	1	2	200–300	200–275	38	36^{+4}_{-3}
12	1	2	200–300	275–350	7	11^{+2}_{-2}
13	1	2	200–300	350–450	4	$3.5^{+1.5}_{-0.8}$
14	1	2	200–300	>450	1	$1.3^{+1.5}_{-0.6}$
15	1	2	300–400	200–275	7	$6.4^{+1.6}_{-1.3}$
16	1	2	300–400	275–350	10	$3.6^{+1.6}_{-0.9}$
17	1	2	300–400	350–450	3	$2.6^{+1.7}_{-0.9}$
18	1	2	300–400	>450	2	$0.5^{+1.2}_{-0.2}$
19	1	2	>400	200–450	2	$1.0^{+1.3}_{-0.2}$
20	1	2	>400	>450	1	$0.91^{+1.57}_{-0.05}$
21	1	≥ 3	>200	200–300	5	12^{+3}_{-2}
22	1	≥ 3	>200	300–400	3	$2.2^{+1.4}_{-0.7}$
23	1	≥ 3	>200	>400	1	$1.4^{+1.6}_{-0.7}$
24	2	1	200–300	200–275	16	19^{+2}_{-2}
25	2	1	200–300	275–350	3	$5.2^{+1.4}_{-1.1}$
26	2	1	200–300	>350	1	$0.5^{+0.8}_{-0.2}$
27	2	1	300–400	200–275	10	$7.0^{+1.8}_{-1.5}$
28	2	1	300–400	275–350	6	$4.0^{+1.5}_{-1.1}$
29	2	1	300–400	>350	2	$2.7^{+1.2}_{-0.8}$
30	2	1	>400	200–350	2	$0.5^{+1.1}_{-0.1}$
31	2	1	>400	>350	3	$1.9^{+1.1}_{-0.5}$
32	2	2	200–300	200–275	6	14^{+3}_{-3}
33	2	2	200–300	275–350	1	$3.1^{+1.3}_{-1.0}$
34	2	2	200–300	>350	0	$1.2^{+0.9}_{-0.4}$
35	2	2	300–400	200–275	10	$5.3^{+1.6}_{-1.3}$
36	2	2	300–400	275–350	2	$1.3^{+1.3}_{-0.6}$
37	2	2	300–400	>350	1	$0.7^{+1.0}_{-0.4}$
38	2	2	>400	200–350	1	$0.20^{+0.87}_{-0.11}$
39	2	2	>400	>350	1	$0.38^{+1.31}_{-0.07}$
40	2	≥ 3	>200	200–300	0	$4.3^{+1.6}_{-1.3}$
41	2	≥ 3	>200	>300	0	$0.29^{+0.91}_{-0.09}$
42	≥ 3	1	>200	>200	2	$1.7^{+1.2}_{-0.7}$
43	≥ 3	2	>200	>200	0	$0.3^{+0.9}_{-0.2}$
44	≥ 3	≥ 3	>200	>200	0	$0.23^{+0.92}_{-0.21}$

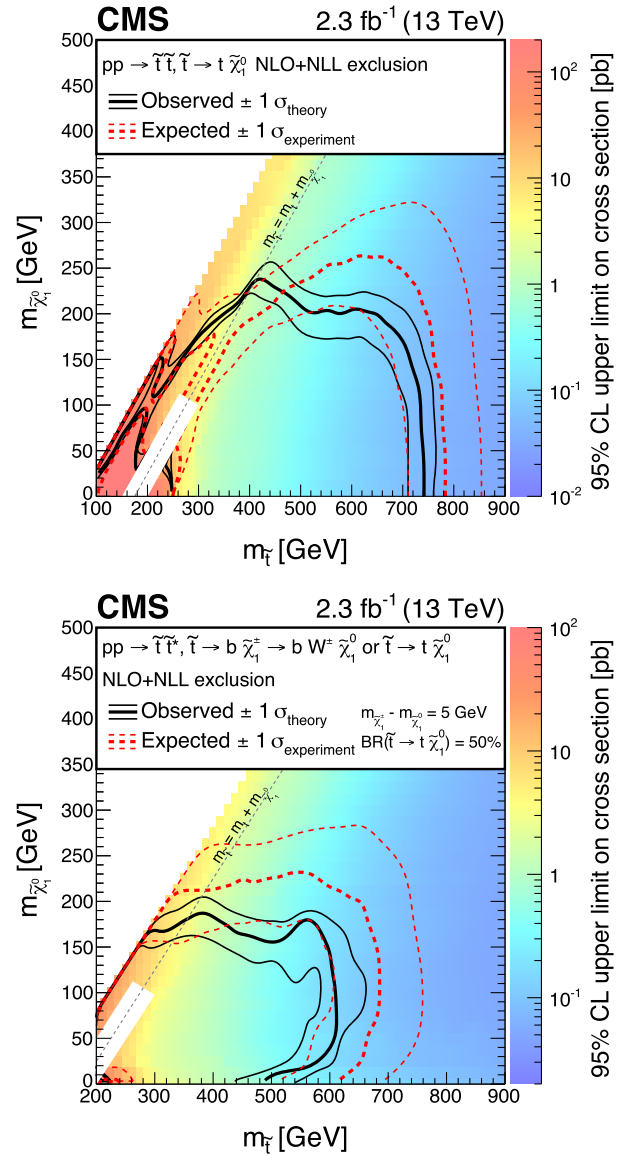


FIG. 12. Exclusion limits at 95% CL for simplified models of top squark pair production in the T2tt (top) and T2tb (bottom) scenario, assuming a 50% branching fraction for each of the $\tilde{t} \rightarrow t\tilde{\chi}_1^0/\tilde{t} \rightarrow b\tilde{\chi}_1^+$ modes and a 5 GeV mass difference between the $\tilde{\chi}_1^\pm$ and $\tilde{\chi}_1^0$. The solid black curves represent the observed exclusion contour with respect to NLO + NLL cross section calculations [88] and the corresponding ± 1 standard deviation uncertainties. The dashed red curves indicate the expected exclusion contour and the ± 1 standard deviation uncertainties including experimental uncertainties. No interpretation is provided for signal models for which $|m_{\tilde{t}} - m_{\tilde{\chi}_1^0} - m_t| \leq 25$ GeV and $m_{\tilde{t}} \leq 275$ GeV because of significant differences between the fast simulation and the GEANT4 -based simulation for these low- E_T^{miss} scenarios.

T5ttcc model can be explained by Lorentz boosts. For LSP masses near the mass of the charm quark, the LSP and charm quark share the momentum available in the top squark decay about equally. This results in a softer E_T^{miss}

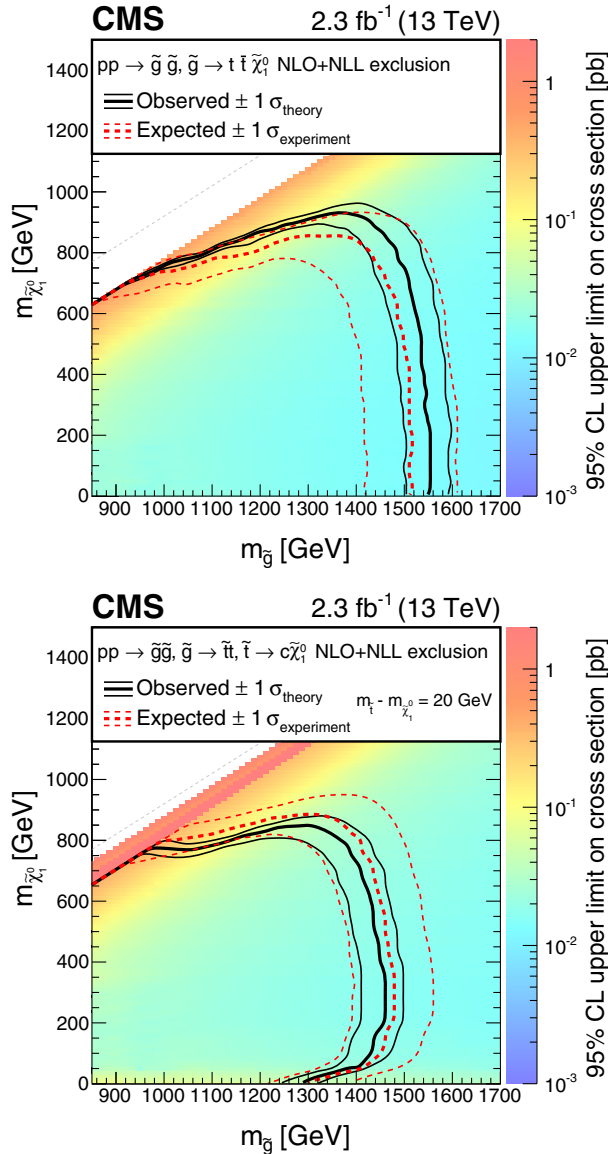


FIG. 13. Exclusion limits at 95% CL for simplified models of top squarks produced via decays of gluino pairs in the T1tttt (top) and T5ttcc (bottom) scenarios. The solid black curves represent the observed exclusion contour with respect to NLO + NLL cross section calculations [88] and the corresponding ± 1 standard deviation uncertainties. The dashed red curves indicate the expected exclusion contour and the ± 1 standard deviation uncertainties including experimental uncertainties.

spectrum, and, therefore, a reduced efficiency, compared to models that have a heavier LSP.

VI. SUMMARY

Results have been presented from a search for direct and gluino-mediated top squark production in final states that include tagged top quark decays. The search uses all-hadronic events with at least four jets and a large imbalance in transverse momentum (E_T^{miss}), selected from data

collected in proton-proton collisions at a center-of-mass energy of 13 TeV with the CMS detector and corresponding to an integrated luminosity of 2.3 fb^{-1} . A set of search regions is defined based on E_T^{miss} , M_{T2} , the number of top quark tagged objects, and the number of b -tagged jets. No statistically significant excess of events is observed above the expected standard model background. Exclusion limits are set at 95% confidence level for simplified models of direct top squark pair production and of gluino pair production, where the gluinos decay to final states that include top quarks. For simplified models of pair production of top squarks, which decay to a top quark and a neutralino (T2tt), top squark masses of up to 740 GeV and neutralino masses up to 240 GeV are excluded at 95% confidence level. For models that assume 50% branching fractions for top squark decays to a top quark and a neutralino, or to a bottom quark and a chargino that is nearly degenerate in mass with the neutralino (T2tb), top squark masses of up to 610 GeV and neutralino masses up to 190 GeV are also excluded. For simplified models of gluino pair production where each gluino decays to a top-antitop quark pair and a neutralino (T1tttt), gluino masses of up to 1550 GeV, and neutralino masses up to 900 GeV are excluded. Gluino masses of up to 1450 GeV, and neutralino masses up to 820 GeV are excluded for models in which the gluino decays to an on-shell top squark and a top quark, and the top squarks decays to a charm quark and a neutralino (T5ttcc). These are among the most restrictive currently available limits.

ACKNOWLEDGMENTS

We congratulate our colleagues in the CERN accelerator departments for the excellent performance of the LHC and thank the technical and administrative staffs at CERN and at other CMS institutes for their contributions to the success of the CMS effort. In addition, we gratefully acknowledge the computing centers and personnel of the Worldwide LHC Computing Grid for delivering so effectively the computing infrastructure essential to our analyses. Finally, we acknowledge the enduring support for the construction and operation of the LHC and the CMS detector provided by the following funding agencies: the Austrian Federal Ministry of Science, Research and Economy and the Austrian Science Fund; the Belgian Fonds de la Recherche Scientifique, and Fonds voor Wetenschappelijk Onderzoek; the Brazilian Funding Agencies (CNPq, CAPES, FAPERJ, and FAPESP); the Bulgarian Ministry of Education and Science; CERN; the Chinese Academy of Sciences, Ministry of Science and Technology, and National Natural Science Foundation of China; the Colombian Funding Agency (COLCIENCIAS); the Croatian Ministry of Science, Education and Sport, and the Croatian Science Foundation; the Research Promotion Foundation, Cyprus; the Ministry of Education and Research, Estonian Research Council via IUT23-4 and

IUT23-6 and European Regional Development Fund, Estonia; the Academy of Finland, Finnish Ministry of Education and Culture, and Helsinki Institute of Physics; the Institut National de Physique Nucléaire et de Physique des Particules/CNRS, and Commissariat à l'Énergie Atomique et aux Énergies Alternatives/CEA, France; the Bundesministerium für Bildung und Forschung, Deutsche Forschungsgemeinschaft, and Helmholtz-Gemeinschaft Deutscher Forschungszentren, Germany; the General Secretariat for Research and Technology, Greece; the National Scientific Research Foundation, and National Innovation Office, Hungary; the Department of Atomic Energy and the Department of Science and Technology, India; the Institute for Studies in Theoretical Physics and Mathematics, Iran; the Science Foundation, Ireland; the Istituto Nazionale di Fisica Nucleare, Italy; the Ministry of Science, ICT and Future Planning, and National Research Foundation (NRF), Republic of Korea; the Lithuanian Academy of Sciences; the Ministry of Education, and University of Malaya (Malaysia); the Mexican Funding Agencies (BUAP, CINVESTAV, CONACYT, LNS, SEP, and UASLP-FAI); the Ministry of Business, Innovation and Employment, New Zealand; the Pakistan Atomic Energy Commission; the Ministry of Science and Higher Education and the National Science Centre, Poland; the Fundação para a Ciência e a Tecnologia, Portugal; JINR, Dubna; the Ministry of Education and Science of the Russian Federation, the Federal Agency of Atomic Energy of the Russian Federation, Russian Academy of Sciences, and the Russian Foundation for Basic Research; the Ministry of Education, Science and Technological Development of Serbia; the Secretaría de Estado de Investigación, Desarrollo e Innovación and Programa Consolider-Ingenio 2010, Spain; the Swiss Funding Agencies (ETH Board, ETH Zurich, PSI, SNF, UniZH, Canton Zurich, and SER); the Ministry of Science and

Technology, Taipei; the Thailand Center of Excellence in Physics, the Institute for the Promotion of Teaching Science and Technology of Thailand, Special Task Force for Activating Research and the National Science and Technology Development Agency of Thailand; the Scientific and Technical Research Council of Turkey, and Turkish Atomic Energy Authority; the National Academy of Sciences of Ukraine, and State Fund for Fundamental Researches, Ukraine; the Science and Technology Facilities Council, UK; the US Department of Energy, and the U.S. National Science Foundation. Individuals have received support from the Marie-Curie program and the European Research Council and EPLANET (European Union); the Leventis Foundation; the A. P. Sloan Foundation; the Alexander von Humboldt Foundation; the Belgian Federal Science Policy Office; the Fonds pour la Formation à la Recherche dans l'Industrie et dans l'Agriculture (FRIA-Belgium); the Agentschap voor Innovatie door Wetenschap en Technologie (IWT-Belgium); the Ministry of Education, Youth and Sports (MEYS) of the Czech Republic; the Council of Science and Industrial Research, India; the HOMING PLUS program of the Foundation for Polish Science, cofinanced from European Union, Regional Development Fund; the Mobility Plus programme of the Ministry of Science and Higher Education (Poland); the OPUS programme of the National Science Center (Poland); the Thalís and Aristeia programmes cofinanced by EU-ESF and the Greek NSRF; the National Priorities Research Program by Qatar National Research Fund; the Programa Clarín-COFUND del Principado de Asturias; the Rachadapisek Sompot Fund for Postdoctoral Fellowship, Chulalongkorn University (Thailand); the Chulalongkorn Academic into Its 2nd Century Project Advancement Project (Thailand); and the Welch Foundation, Contract No. C-1845.

-
- [1] ATLAS Collaboration, Observation of a new particle in the search for the Standard Model Higgs boson with the ATLAS detector at the LHC, *Phys. Lett. B* **716**, 1 (2012).
- [2] CMS Collaboration, Observation of a new boson at a mass of 125 GeV with the CMS experiment at the LHC, *Phys. Lett. B* **716**, 30 (2012).
- [3] CMS Collaboration, Observation of a new boson with mass near 125 GeV in pp collisions at $\sqrt{s} = 7$ and 8 TeV, *J. High Energy Phys.* **06** (2013) 081.
- [4] L. Evans and P. Bryant, LHC Machine, *J. Instrum.* **3**, S08001 (2008).
- [5] ATLAS and CMS Collaborations, Combined Measurement of the Higgs Boson Mass in pp Collisions at $\sqrt{s} = 7$ and 8 TeV with the ATLAS and CMS Experiments, *Phys. Rev. Lett.* **114**, 191803 (2015).
- [6] S. Dimopoulos and S. Raby, Supercolor, *Nucl. Phys.* **B192**, 353 (1981).
- [7] E. Witten, Dynamical breaking of supersymmetry, *Nucl. Phys.* **B188**, 513 (1981).
- [8] M. Dine, W. Fischler, and M. Srednicki, Supersymmetric technicolor, *Nucl. Phys.* **B189**, 575 (1981).
- [9] S. Dimopoulos and H. Georgi, Softly broken supersymmetry and SU(5), *Nucl. Phys.* **B193**, 150 (1981).
- [10] R. K. Kaul and P. Majumdar, Cancellation of quadratically divergent mass corrections in globally supersymmetric spontaneously broken gauge theories, *Nucl. Phys.* **B199**, 36 (1982).

- [11] R. Barbieri, S. Ferrara, and C. A. Savoy, Gauge models with spontaneously broken local supersymmetry, *Phys. Lett.* **119B**, 343 (1982).
- [12] R. Barbieri and G. F. Giudice, Upper bounds on supersymmetric particle masses, *Nucl. Phys.* **B306**, 63 (1988).
- [13] J. Wess and B. Zumino, Supergauge transformations in four-dimensions, *Nucl. Phys.* **B70**, 39 (1974).
- [14] Y. A. Golfand and E. P. Likhtman, Extension of the algebra of Poincaré group generators and violation of P invariance, *JETP Lett.* **13**, 323 (1971).
- [15] D. V. Volkov and V. P. Akulov, Possible universal neutrino interaction, *JETP Lett.* **16**, 438 (1972).
- [16] A. H. Chamseddine, R. L. Arnowitt, and P. Nath, Locally Supersymmetric Grand Unification, *Phys. Rev. Lett.* **49**, 970 (1982).
- [17] G. L. Kane, C. F. Kolda, L. Roszkowski, and J. D. Wells, Study of constrained minimal supersymmetry, *Phys. Rev. D* **49**, 6173 (1994).
- [18] P. Fayet, Supergauge invariant extension of the Higgs mechanism and a model for the electron and its neutrino, *Nucl. Phys.* **B90**, 104 (1975).
- [19] L. J. Hall, J. D. Lykken, and S. Weinberg, Supergravity as the messenger of supersymmetry breaking, *Phys. Rev. D* **27**, 2359 (1983).
- [20] P. Ramond, Dual theory for free fermions, *Phys. Rev. D* **3**, 2415 (1971).
- [21] B. de Carlos and J. A. Casas, One-loop analysis of the electroweak breaking in supersymmetric models and the fine-tuning problem, *Phys. Lett. B* **309**, 320 (1993).
- [22] S. Dimopoulos and G. F. Giudice, Naturalness constraints in supersymmetric theories with non-universal soft terms, *Phys. Lett. B* **357**, 573 (1995).
- [23] N. Sakai, Naturalness in supersymmetric GUTS, *Z. Phys. C* **11**, 153 (1981).
- [24] M. Papucci, J. T. Ruderman, and A. Weiler, Natural SUSY endures, *J. High Energy Phys.* **09** (2012) 035.
- [25] C. Brust, A. Katz, S. Lawrence, and R. Sundrum, SUSY, the third generation and the LHC, *J. High Energy Phys.* **03** (2012) 103.
- [26] J. L. Feng, Naturalness and the status of supersymmetry, *Annu. Rev. Nucl. Part. Sci.* **63**, 351 (2013).
- [27] A. Delgado, G. F. Giudice, G. Isidori, M. Pierini, and A. Strumia, The light stop window, *Eur. Phys. J. C* **73**, 2370 (2013).
- [28] G. R. Farrar and P. Fayet, Phenomenology of the production, decay, and detection of new hadronic states associated with supersymmetry, *Phys. Lett.* **76B**, 575 (1978).
- [29] J. L. Feng, Dark matter candidates from particle physics and methods of detection, *Annu. Rev. Astron. Astrophys.* **48**, 495 (2010).
- [30] J. Alwall, P. Schuster, and N. Toro, Simplified models for a first characterization of new physics at the LHC, *Phys. Rev. D* **79**, 075020 (2009).
- [31] J. Alwall, M.-P. Le, M. Lisanti, and J. G. Wacker, Model-independent jets plus missing energy searches, *Phys. Rev. D* **79**, 015005 (2009).
- [32] D. Alves *et al.* (LHC New Physics Working Group Collaborations), Simplified models for LHC new physics searches, *J. Phys. G* **39**, 105005 (2012).
- [33] D. Alves, E. Izaguirre, and J. G. Wacker, Where the sidewalk ends: jets and missing energy search strategies for the 7 TeV LHC, *J. High Energy Phys.* **10** (2011) 012.
- [34] CMS Collaboration, Interpretation of searches for supersymmetry with simplified models, *Phys. Rev. D* **88**, 052017 (2013).
- [35] ATLAS Collaboration, ATLAS run 1 searches for direct pair production of third-generation squarks at the large hadron collider, *Eur. Phys. J. C* **75**, 510 (2015).
- [36] ATLAS Collaboration, Search for pair-produced third-generation squarks decaying via charm quarks or in compressed supersymmetric scenarios in pp collisions at $\sqrt{s} = 8$ TeV with the ATLAS detector, *Phys. Rev. D* **90**, 052008 (2014).
- [37] ATLAS Collaboration, Search for direct pair production of the top squark in all-hadronic final states in proton-proton collisions at $\sqrt{s} = 8$ TeV with the ATLAS detector, *J. High Energy Phys.* **09** (2014) 015.
- [38] ATLAS Collaboration, Search for direct third-generation squark pair production in final states with missing transverse momentum and two b -jets in $\sqrt{s} = 8$ TeV pp collisions with the ATLAS detector, *J. High Energy Phys.* **10** (2013) 189.
- [39] ATLAS Collaboration, Search for direct top-squark pair production in final states with two leptons in pp collisions at $\sqrt{s} = 8$ TeV with the ATLAS detector, *J. High Energy Phys.* **06** (2014) 124.
- [40] ATLAS Collaboration, Search for supersymmetry at $\sqrt{s} = 8$ TeV in final states with jets and two same-sign leptons or three leptons with the ATLAS detector, *J. High Energy Phys.* **06** (2014) 035.
- [41] CMS Collaboration, Searches for third-generation squark production in fully hadronic final states in proton-proton collisions at $\sqrt{s} = 8$ TeV, *J. High Energy Phys.* **06** (2015) 116.
- [42] CMS Collaboration, Search for direct pair production of supersymmetric top quarks decaying to all-hadronic final states in pp collisions at $\sqrt{s} = 8$ TeV, *Eur. Phys. J. C* **76**, 460 (2016).
- [43] CMS Collaboration, Search for direct pair production of scalar top quarks in the single- and dilepton channels in proton-proton collisions at $\sqrt{s} = 8$ TeV, *J. High Energy Phys.* **07** (2016) 027.
- [44] CMS Collaboration, Search for top-squark pair production in the single-lepton final state in pp collisions at $\sqrt{s} = 8$ TeV, *Eur. Phys. J. C* **73**, 2677 (2013).
- [45] CMS Collaboration, Search for supersymmetry in events with soft leptons, low jet multiplicity, and missing transverse energy in proton-proton collisions at $\sqrt{s} = 8$ TeV, *Phys. Lett. B* **759**, 9 (2016).
- [46] ATLAS Collaboration, Summary of the searches for squarks and gluinos using $\sqrt{s} = 8$ TeV pp collisions with the ATLAS experiment at the LHC, *J. High Energy Phys.* **10** (2015) 054.
- [47] ATLAS Collaboration, Search for squarks and gluinos with the ATLAS detector in final states with jets and missing transverse momentum using $\sqrt{s} = 8$ TeV proton-proton collision data, *J. High Energy Phys.* **09** (2014) 176.
- [48] ATLAS Collaboration, Search for new phenomena in final states with large jet multiplicities and missing transverse

- momentum at $\sqrt{s} = 8$ TeV proton-proton collisions using the ATLAS experiment, *J. High Energy Phys.* **10** (2013) 130; Erratum, *J. High Energy Phys.* **01** (2014) 109(E).
- [49] ATLAS Collaboration, Search for new phenomena in final states with an energetic jet and large missing transverse momentum in pp collisions at $\sqrt{s} = 8$ TeV with the ATLAS detector, *Eur. Phys. J. C* **75**, 299 (2015); Erratum, *Eur. Phys. J. C* **75**, 408 (2015).
- [50] ATLAS Collaboration, Search for squarks and gluinos in events with isolated leptons, jets and missing transverse momentum at $\sqrt{s} = 8$ TeV with the ATLAS detector, *J. High Energy Phys.* **04** (2015) 116.
- [51] ATLAS Collaboration, Search for strong production of supersymmetric particles in final states with missing transverse momentum and at least three b -jets at $\sqrt{s} = 8$ TeV proton-proton collisions with the ATLAS detector, *J. High Energy Phys.* **10** (2014) 024.
- [52] CMS Collaboration, Search for supersymmetry in pp collisions at $\sqrt{s} = 8$ TeV in events with a single lepton, large jet multiplicity, and multiple b jets, *Phys. Lett. B* **733**, 328 (2014).
- [53] CMS Collaboration, Searches for supersymmetry based on events with b jets and four W bosons in pp collisions at 8 TeV, *Phys. Lett. B* **745**, 5 (2015).
- [54] CMS Collaboration, Search for supersymmetry in pp collisions at $\sqrt{s} = 8$ TeV in final states with boosted W bosons and b jets using razor variables, *Phys. Rev. D* **93**, 092009 (2016).
- [55] CMS Collaboration, Searches for supersymmetry using the m_{T2} variable in hadronic events produced in pp collisions at 8 TeV, *J. High Energy Phys.* **05** (2015) 078.
- [56] CMS Collaboration, Search for supersymmetry using razor variables in events with b -tagged jets in pp collisions at $\sqrt{s} = 8$ TeV, *Phys. Rev. D* **91**, 052018 (2015).
- [57] CMS Collaboration, Search for new physics in the multijet and missing transverse momentum final state in proton-proton collisions at $\sqrt{s} = 8$ TeV, *J. High Energy Phys.* **06** (2014) 055.
- [58] ATLAS Collaboration, Search for top squarks in final states with one isolated lepton, jets, and missing transverse momentum in $\sqrt{s} = 13$ TeV pp collisions with the ATLAS detector, *Phys. Rev. D* **94**, 052009 (2016).
- [59] CMS Collaboration, Search for new physics with the M_{T2} variable in all-jets final states produced in pp collisions at $\sqrt{s} = 13$ TeV, *J. High Energy Phys.* **10** (2016) 006.
- [60] CMS Collaboration, Searches for pair production of third-generation squarks in $\sqrt{s} = 13$ TeV pp collisions, [arXiv:1612.03877](https://arxiv.org/abs/1612.03877).
- [61] ATLAS Collaboration, Search for pair production of gluinos decaying via stop and sbottom in events with b -jets and large missing transverse momentum in pp collisions at $\sqrt{s} = 13$ TeV with the ATLAS detector, *Phys. Rev. D* **94**, 032003 (2016).
- [62] ATLAS Collaboration, Search for supersymmetry at $\sqrt{s} = 13$ TeV in final states with jets and two same-sign leptons or three leptons with the ATLAS detector, *Eur. Phys. J. C* **76**, 259 (2016).
- [63] CMS Collaboration, Search for supersymmetry in the multijet and missing transverse momentum final state in pp collisions at 13 TeV, *Phys. Lett. B* **758**, 152 (2016).
- [64] CMS Collaboration, Search for new physics in same-sign dilepton events in proton-proton collisions at $\sqrt{s} = 13$ TeV, *Eur. Phys. J. C* **76**, 439 (2016).
- [65] CMS Collaboration, Search for supersymmetry in pp collisions at $\sqrt{s} = 13$ TeV in the single-lepton final state using the sum of masses of large-radius jets, *J. High Energy Phys.* **08** (2016) 122.
- [66] C. G. Lester and D. J. Summers, Measuring masses of semi-invisibly decaying particles pair produced at hadron colliders, *Phys. Lett. B* **463**, 99 (1999).
- [67] A. Barr, C. Lester, and P. Stephens, A variable for measuring masses at hadron colliders when missing energy is expected; m_{T2} : the truth behind the glamour, *J. Phys. G* **29**, 2343 (2003).
- [68] CMS Collaboration, The CMS experiment at the CERN LHC, *J. Instrum.* **3**, S08004 (2008).
- [69] CMS Collaboration, Particle-flow reconstruction and global event description with the CMS detector, [arXiv:1706.04965](https://arxiv.org/abs/1706.04965) [JINST (to be published)].
- [70] M. Cacciari, G. P. Salam, and G. Soyez, The anti- k_r jet clustering algorithm, *J. High Energy Phys.* **04** (2008) 063.
- [71] M. Cacciari and G. P. Salam, Pileup subtraction using jet areas, *Phys. Lett. B* **659**, 119 (2008).
- [72] M. Cacciari, G. P. Salam, and G. Soyez, FastJet user manual, *Eur. Phys. J. C* **72**, 1896 (2012).
- [73] CMS Collaboration, Jet energy scale and resolution in the CMS experiment in pp collisions at 8 TeV, *J. Instrum.* **12**, P02014 (2017).
- [74] CMS Collaboration, Report No. CMS-PAS-BTV-15-001, 2016, <https://cds.cern.ch/record/2138504>.
- [75] CMS Collaboration, Identification of b -quark jets with the CMS experiment, *J. Instrum.* **8**, P04013 (2013).
- [76] CMS Collaboration, Performance of CMS muon reconstruction in pp collision events at $\sqrt{s} = 7$ TeV, *J. Instrum.* **7**, P10002 (2012).
- [77] CMS Collaboration, Performance of electron reconstruction and selection with the CMS detector in proton-proton collisions at $\sqrt{s} = 8$ TeV, *J. Instrum.* **10**, P06005 (2015).
- [78] J. Alwall, R. Frederix, S. Frixione, V. Hirschi, F. Maltoni, O. Mattelaer, H. S. Shao, T. Stelzer, P. Torrielli, and M. Zaro, The automated computation of tree-level and next-to-leading order differential cross sections, and their matching to parton shower simulations, *J. High Energy Phys.* **07** (2014) 079.
- [79] R. D. Ball *et al.* (NNPDF Collaboration), Parton distributions for the LHC Run II, *J. High Energy Phys.* **04** (2015) 040.
- [80] P. Nason, A new method for combining NLO QCD with shower Monte Carlo algorithms, *J. High Energy Phys.* **11** (2004) 040.
- [81] S. Frixione, P. Nason, and C. Oleari, Matching NLO QCD computations with Parton Shower simulations: The POWHEG method, *J. High Energy Phys.* **11** (2007) 070.
- [82] S. Alioli, P. Nason, C. Oleari, and E. Re, A general framework for implementing NLO calculations in shower Monte Carlo programs: The POWHEG BOX, *J. High Energy Phys.* **06** (2010) 043.

- [83] E. Re, Single-top Wt -channel production matched with parton showers using the POWHEG method, *Eur. Phys. J. C* **71**, 1547 (2011).
- [84] T. Sjöstrand, S. Mrenna, and P.Z. Skands, A brief introduction to PYTHIA 8.1, *Comput. Phys. Commun.* **178**, 852 (2008).
- [85] CMS Collaboration, Event generator tunes obtained from underlying event and multiparton scattering measurements, *Eur. Phys. J. C* **76**, 155 (2016).
- [86] S. Agostinelli *et al.* (GEANT4 Collaboration), GEANT4—A simulation toolkit, *Nucl. Instrum. Methods Phys. Res., Sect. A* **506**, 250 (2003).
- [87] S. Abdullin, P. Azzi, F. Beaudette, P. Janot, and A. Perrotta, The fast simulation of the CMS detector at LHC, *J. Phys. Conf. Ser.* **331**, 032049 (2011).
- [88] C. Borschensky, M. Krämer, A. Kulesza, M. Mangano, S. Padhi, T. Plehn, and X. Portell, Squark and gluino production cross sections in pp collisions at $\sqrt{s} = 13, 14, 33$ and 100 TeV, *Eur. Phys. J. C* **74**, 3174 (2014).
- [89] M. Czakon and A. Mitov, Top++: A program for the calculation of the top-pair cross-section at hadron colliders, *Comput. Phys. Commun.* **185**, 2930 (2014).
- [90] P. Kant, O.M. Kind, T. Kintscher, T. Lohse, T. Martini, S. Mölbitz, P. Rieck, and P. Uwer, HATHOR for single top-quark production: Updated predictions and uncertainty estimates for single top-quark production in hadronic collisions, *Comput. Phys. Commun.* **191**, 74 (2015).
- [91] M. Aliev, H. Lacker, U. Langenfeld, S. Moch, P. Uwer, and M. Wiedermann, HATHOR: Hadronic top and heavy quarks cross section calculator, *Comput. Phys. Commun.* **182**, 1034 (2011).
- [92] T. Gehrmann, M. Grazzini, S. Kallweit, P. Maierhöfer, A. von Manteuffel, S. Pozzorini, D. Rathlev, and L. Tancredi, W^+W^- Production at Hadron Colliders in Next to Next to Leading Order QCD, *Phys. Rev. Lett.* **113**, 212001 (2014).
- [93] J. M. Campbell and R. K. Ellis, An update on vector boson pair production at hadron colliders, *Phys. Rev. D* **60**, 113006 (1999).
- [94] J. M. Campbell, R. K. Ellis, and C. Williams, Vector boson pair production at the LHC, *J. High Energy Phys.* **07** (2011) 018.
- [95] Y. Li and F. Petriello, Combining QCD and electroweak corrections to dilepton production in FEWZ, *Phys. Rev. D* **86**, 094034 (2012).
- [96] D. E. Kaplan, K. Rehermann, M. D. Schwartz, and B. Tweedie, Top Tagging: A Method for Identifying Boosted Hadronically Decaying Top Quarks, *Phys. Rev. Lett.* **101**, 142001 (2008).
- [97] T. Plehn, M. Spannowsky, M. Takeuchi, and D. Zerwas, Stop reconstruction with tagged tops, *J. High Energy Phys.* **10** (2010) 078.
- [98] D. E. Kaplan, K. Rehermann, and D. Stolarski, Searching for Direct Stop Production in Hadronic Top Data at the LHC, *J. High Energy Phys.* **07** (2012) 119.
- [99] K. A. Olive *et al.* Particle Data Group Collaboration, Review of particle physics, *Chin. Phys. C* **38**, 090001 (2014).
- [100] See Supplemental Material at <http://link.aps.org/supplemental/10.1103/PhysRevD.96.012004> for additional information on the performance of top quark identification.
- [101] CMS Collaboration, Report No. CMS-PAS-JME-10-003, 2010, <https://cds.cern.ch/record/1379837>.
- [102] ATLAS and CMS Collaborations, Tech. Rep. ATL-PHYS-PUB-2011-011, CMS NOTE-2011/005, 2011.
- [103] A. L. Read, Presentation of search results: The CL_s technique, *J. Phys. G* **28**, 2693 (2002).
- [104] T. Junk, Confidence level computation for combining searches with small statistics, *Nucl. Instrum. Methods Phys. Res., Sect. A* **434**, 435 (1999).
- [105] G. Cowan, K. Cranmer, E. Gross, and O. Vitells, Asymptotic formulae for likelihood-based tests of new physics, *Eur. Phys. J. C* **71**, 1554 (2011); Erratum, *Eur. Phys. J. C* **73**, 2501 (2013).

V. Khachatryan,¹ A. M. Sirunyan,¹ A. Tumasyan,¹ W. Adam,² E. Asilar,² T. Bergauer,² J. Brandstetter,² E. Brondolin,² M. Dragicevic,² J. Erö,² M. Flechl,² M. Friedl,² R. Frühwirth,^{2,b} V. M. Ghete,² C. Hartl,² N. Hörmann,² J. Hrubec,² M. Jeitler,^{2,b} A. König,² I. Krätschmer,² D. Liko,² T. Matsushita,² I. Mikulec,² D. Rabady,² N. Rad,² B. Rahbaran,² H. Rohringer,² J. Schieck,^{2,b} J. Strauss,² W. Waltenberger,² C.-E. Wulz,^{2,b} O. Dvornikov,³ V. Makarenko,³ V. Zykunov,³ V. Mossolov,⁴ N. Shumeiko,⁴ J. Suarez Gonzalez,⁴ S. Alderweireldt,⁵ E. A. De Wolf,⁵ X. Janssen,⁵ J. Lauwers,⁵ M. Van De Klundert,⁵ H. Van Haevermaet,⁵ P. Van Mechelen,⁵ N. Van Remortel,⁵ A. Van Spilbeeck,⁵ S. Abu Zeid,⁶ F. Blekman,⁶ J. D'Hondt,⁶ N. Daci,⁶ I. De Bruyn,⁶ K. Deroover,⁶ S. Lowette,⁶ S. Moortgat,⁶ L. Moreels,⁶ A. Olbrechts,⁶ Q. Python,⁶ S. Tavernier,⁶ W. Van Doninck,⁶ P. Van Mulders,⁶ I. Van Parijs,⁶ H. Brun,⁷ B. Clerbaux,⁷ G. De Lentdecker,⁷ H. Delannoy,⁷ G. Fasanella,⁷ L. Favart,⁷ R. Goldouzian,⁷ A. Grebenyuk,⁷ G. Karapostoli,⁷ T. Lenzi,⁷ A. Léonard,⁷ J. Luetic,⁷ T. Maerschalk,⁷ A. Marinov,⁷ A. Randle-conde,⁷ T. Seva,⁷ C. Vander Velde,⁷ P. Vanlaer,⁷ D. Vannerom,⁷ R. Yonamine,⁷ F. Zenoni,⁷ F. Zhang,^{7,c} A. Cimmino,⁸ T. Cornelis,⁸ D. Dobur,⁸ A. Fagot,⁸ G. Garcia,⁸ M. Gul,⁸ I. Khvastunov,⁸ D. Poyraz,⁸ S. Salva,⁸ R. Schöfbeck,⁸ A. Sharma,⁸ M. Tytgat,⁸ W. Van Driessche,⁸ E. Yazgan,⁸ N. Zaganidis,⁸ H. Bakhshiansohi,⁹ C. Beluffi,^{9,d} O. Bondu,⁹ S. Brochet,⁹ G. Bruno,⁹ A. Caudron,⁹ S. De Visscher,⁹ C. Delaere,⁹ M. Delcourt,⁹ B. Francois,⁹ A. Giammanco,⁹ A. Jafari,⁹ P. Jez,⁹ M. Komm,⁹ G. Krintiras,⁹ V. Lemaître,⁹ A. Magitteri,⁹ A. Mertens,⁹ M. Musich,⁹ C. Nuttens,⁹ K. Piotrkowski,⁹ L. Quertenmont,⁹ M. Selvaggi,⁹ M. Vidal Marono,⁹ S. Wertz,⁹ N. Beliy,¹⁰

W. L. Aldá Júnior,¹¹ F. L. Alves,¹¹ G. A. Alves,¹¹ L. Brito,¹¹ C. Hensel,¹¹ A. Moraes,¹¹ M. E. Pol,¹¹ P. Rebello Teles,¹¹ E. Belchior Batista Das Chagas,¹² W. Carvalho,¹² J. Chinellato,^{12,e} A. Custódio,¹² E. M. Da Costa,¹² G. G. Da Silveira,^{12,f} D. De Jesus Damiao,¹² C. De Oliveira Martins,¹² S. Fonseca De Souza,¹² L. M. Huertas Guativa,¹² H. Malbouissou,¹² D. Matos Figueiredo,¹² C. Mora Herrera,¹² L. Mundim,¹² H. Nogima,¹² W. L. Prado Da Silva,¹² A. Santoro,¹² A. Sznajder,¹² E. J. Tonelli Manganote,^{12,e} A. Vilela Pereira,¹² S. Ahuja,^{13a} C. A. Bernardes,^{13b} S. Dogra,^{13a} T. R. Fernandez Perez Tomei,^{13a} E. M. Gregores,^{13b} P. G. Mercadante,^{13b} C. S. Moon,^{13a} S. F. Novaes,^{13a} Sandra S. Padula,^{13a} D. Romero Abad,^{13b} J. C. Ruiz Vargas,^{13a} A. Aleksandrov,¹⁴ R. Hadjiiska,¹⁴ P. Iaydjiev,¹⁴ M. Rodozov,¹⁴ S. Stoykova,¹⁴ G. Sultanov,¹⁴ M. Vutova,¹⁴ A. Dimitrov,¹⁵ I. Glushkov,¹⁵ L. Litov,¹⁵ B. Pavlov,¹⁵ P. Petkov,¹⁵ W. Fang,^{16,g} M. Ahmad,¹⁷ J. G. Bian,¹⁷ G. M. Chen,¹⁷ H. S. Chen,¹⁷ M. Chen,¹⁷ Y. Chen,^{17,h} T. Cheng,¹⁷ C. H. Jiang,¹⁷ D. Leggat,¹⁷ Z. Liu,¹⁷ F. Romeo,¹⁷ S. M. Shaheen,¹⁷ A. Spiezia,¹⁷ J. Tao,¹⁷ C. Wang,¹⁷ Z. Wang,¹⁷ H. Zhang,¹⁷ J. Zhao,¹⁷ Y. Ban,¹⁸ G. Chen,¹⁸ Q. Li,¹⁸ S. Liu,¹⁸ Y. Mao,¹⁸ S. J. Qian,¹⁸ D. Wang,¹⁸ Z. Xu,¹⁸ C. Avila,¹⁹ A. Cabrera,¹⁹ L. F. Chaparro Sierra,¹⁹ C. Florez,¹⁹ J. P. Gomez,¹⁹ C. F. González Hernández,¹⁹ J. D. Ruiz Alvarez,¹⁹ J. C. Sanabria,¹⁹ N. Godinovic,²⁰ D. Lelas,²⁰ I. Puljak,²⁰ P. M. Ribeiro Cipriano,²⁰ T. Sculac,²⁰ Z. Antunovic,²¹ M. Kovac,²¹ V. Brigljevic,²² D. Ferencek,²² K. Kadija,²² S. Micanovic,²² L. Sudic,²² T. Susa,²² A. Attikis,²³ G. Mavromanolakis,²³ J. Mousa,²³ C. Nicolaou,²³ F. Ptochos,²³ P. A. Razis,²³ H. Rykaczewski,²³ D. Tsiakkouri,²³ M. Finger,^{24,i} M. Finger Jr.,^{24,i} E. Carrera Jarrin,²⁵ E. El-khateeb,^{26,j} S. Elgammal,^{26,k} A. Mohamed,^{26,l} M. Kadastik,²⁷ L. Perrini,²⁷ M. Raidal,²⁷ A. Tiko,²⁷ C. Veelken,²⁷ P. Eerola,²⁸ J. Pekkanen,²⁸ M. Voutilainen,²⁸ J. Härkönen,²⁹ T. Järvinen,²⁹ V. Karimäki,²⁹ R. Kinnunen,²⁹ T. Lampén,²⁹ K. Lassila-Perini,²⁹ S. Lehti,²⁹ T. Lindén,²⁹ P. Luukka,²⁹ J. Tuominiemi,²⁹ E. Tuovinen,²⁹ L. Wendland,²⁹ J. Talvitie,³⁰ T. Tuuva,³⁰ M. Besancon,³¹ F. Couderc,³¹ M. Dejardin,³¹ D. Denegri,³¹ B. Fabbro,³¹ J. L. Faure,³¹ C. Favaro,³¹ F. Ferri,³¹ S. Ganjour,³¹ S. Ghosh,³¹ A. Givernaud,³¹ P. Gras,³¹ G. Hamel de Monchenault,³¹ P. Jarry,³¹ I. Kucher,³¹ E. Locci,³¹ M. Mached,³¹ J. Malcles,³¹ J. Rander,³¹ A. Rosowsky,³¹ M. Titov,³¹ A. Zghiche,³¹ A. Abdulsalam,³² I. Antropov,³² S. Baffioni,³² F. Beaudette,³² P. Busson,³² L. Cadamuro,³² E. Chapon,³² C. Charlot,³² O. Davignon,³² R. Granier de Cassagnac,³² M. Jo,³² S. Lisniak,³² P. Miné,³² M. Nguyen,³² C. Ochando,³² G. Ortona,³² P. Paganini,³² P. Pigard,³² S. Regnard,³² R. Salerno,³² Y. Sirois,³² T. Strebler,³² Y. Yilmaz,³² A. Zabi,³² J.-L. Agram,^{33,m} J. Andrea,³³ A. Aubin,³³ D. Bloch,³³ J.-M. Brom,³³ M. Buttignol,³³ E. C. Chabert,³³ N. Chanon,³³ C. Collard,³³ E. Conte,^{33,m} X. Coubez,³³ J.-C. Fontaine,^{33,m} D. Gelé,³³ U. Goerlach,³³ A.-C. Le Bihan,³³ K. Skovpen,³³ P. Van Hove,³³ S. Gadrat,³⁴ S. Beauceron,³⁵ C. Bernet,³⁵ G. Boudoul,³⁵ E. Bouvier,³⁵ C. A. Carrillo Montoya,³⁵ R. Chierici,³⁵ D. Contardo,³⁵ B. Courbon,³⁵ P. Depasse,³⁵ H. El Mamouni,³⁵ J. Fan,³⁵ J. Fay,³⁵ S. Gascon,³⁵ M. Gouzevitch,³⁵ G. Grenier,³⁵ B. Ille,³⁵ F. Lagarde,³⁵ I. B. Laktineh,³⁵ M. Lethuillier,³⁵ L. Mirabito,³⁵ A. L. Pequegnot,³⁵ S. Perries,³⁵ A. Popov,^{35,n} D. Sabes,³⁵ V. Sordini,³⁵ M. Vander Donckt,³⁵ P. Verdier,³⁵ S. Viret,³⁵ A. Khvedelidze,^{36,i} Z. Tsamalaidze,^{37,i} C. Autermann,³⁸ S. Beranek,³⁸ L. Feld,³⁸ A. Heister,³⁸ M. K. Kiesel,³⁸ K. Klein,³⁸ M. Lipinski,³⁸ A. Ostapchuk,³⁸ M. Preuten,³⁸ F. Raupach,³⁸ S. Schael,³⁸ C. Schomakers,³⁸ J. Schulz,³⁸ T. Verlage,³⁸ H. Weber,³⁸ V. Zhukov,^{38,n} A. Albert,³⁹ M. Brodski,³⁹ E. Dietz-Laursonn,³⁹ D. Duchardt,³⁹ M. Endres,³⁹ M. Erdmann,³⁹ S. Erdweg,³⁹ T. Esch,³⁹ R. Fischer,³⁹ A. Güth,³⁹ M. Hamer,³⁹ T. Hebbeker,³⁹ C. Heidemann,³⁹ K. Hoepfner,³⁹ S. Knutzen,³⁹ M. Merschmeyer,³⁹ A. Meyer,³⁹ P. Millet,³⁹ S. Mukherjee,³⁹ M. Olschewski,³⁹ K. Padeken,³⁹ T. Pook,³⁹ M. Radziej,³⁹ H. Reithler,³⁹ M. Rieger,³⁹ F. Scheuch,³⁹ L. Sonnenschein,³⁹ D. Teyssier,³⁹ S. Thüer,³⁹ V. Cherepanov,⁴⁰ G. Flügge,⁴⁰ F. Hoehle,⁴⁰ B. Kargoll,⁴⁰ T. Kress,⁴⁰ A. Künsken,⁴⁰ J. Lingemann,⁴⁰ T. Müller,⁴⁰ A. Nehr Korn,⁴⁰ A. Nowack,⁴⁰ I. M. Nugent,⁴⁰ C. Pistone,⁴⁰ O. Pooth,⁴⁰ A. Stahl,^{40,o} M. Aldaya Martin,⁴¹ T. Arndt,⁴¹ C. Asawatrangkuldee,⁴¹ K. Beernaert,⁴¹ O. Behnke,⁴¹ U. Behrens,⁴¹ A. A. Bin Anuar,⁴¹ K. Borras,^{41,p} A. Campbell,⁴¹ P. Connor,⁴¹ C. Contreras-Campana,⁴¹ F. Costanza,⁴¹ C. Diez Pardos,⁴¹ G. Dolinska,⁴¹ G. Eckerlin,⁴¹ D. Eckstein,⁴¹ T. Eichhorn,⁴¹ E. Eren,⁴¹ E. Gallo,^{41,q} J. Garay Garcia,⁴¹ A. Geiser,⁴¹ A. Gizhko,⁴¹ J. M. Grados Luyando,⁴¹ P. Gunnellini,⁴¹ A. Harb,⁴¹ J. Hauk,⁴¹ M. Hempel,^{41,r} H. Jung,⁴¹ A. Kalogeropoulos,⁴¹ O. Karacheban,^{41,r} M. Kasemann,⁴¹ J. Keaveney,⁴¹ C. Kleinwort,⁴¹ I. Korol,⁴¹ D. Krücker,⁴¹ W. Lange,⁴¹ A. Lelek,⁴¹ J. Leonard,⁴¹ K. Lipka,⁴¹ A. Lobanov,⁴¹ W. Lohmann,^{41,r} R. Mankel,⁴¹ I.-A. Melzer-Pellmann,⁴¹ A. B. Meyer,⁴¹ G. Mittag,⁴¹ J. Mnich,⁴¹ A. Mussgiller,⁴¹ E. Ntomari,⁴¹ D. Pitzl,⁴¹ R. Placakyte,⁴¹ A. Raspereza,⁴¹ B. Roland,⁴¹ M. Ö. Sahin,⁴¹ P. Saxena,⁴¹ T. Schoerner-Sadenius,⁴¹ C. Seitz,⁴¹ S. Spannagel,⁴¹ N. Stefaniuk,⁴¹ G. P. Van Onsem,⁴¹ R. Walsh,⁴¹ C. Wissing,⁴¹ V. Blobel,⁴² M. Centis Vignali,⁴² A. R. Draeger,⁴² T. Dreyer,⁴² E. Garutti,⁴² D. Gonzalez,⁴² J. Haller,⁴² M. Hoffmann,⁴² A. Junkes,⁴² R. Klanner,⁴² R. Kogler,⁴² N. Kovalchuk,⁴² T. Lapsien,⁴² T. Lenz,⁴² I. Marchesini,⁴² D. Marconi,⁴² M. Meyer,⁴² M. Niedziela,⁴² D. Nowatschin,⁴² F. Pantaleo,^{42,o} T. Peiffer,⁴² A. Perieanu,⁴² J. Poehlsen,⁴² C. Sander,⁴² C. Scharf,⁴² P. Schleper,⁴² A. Schmidt,⁴² S. Schumann,⁴² J. Schwandt,⁴² H. Stadie,⁴² G. Steinbrück,⁴²

- F. M. Stober,⁴² M. Stöver,⁴² H. Tholen,⁴² D. Troendle,⁴² E. Usai,⁴² L. Vanelderen,⁴² A. Vanhoefer,⁴² B. Vormwald,⁴² M. Akbiyik,⁴³ C. Barth,⁴³ S. Baur,⁴³ C. Baus,⁴³ J. Berger,⁴³ E. Butz,⁴³ R. Caspart,⁴³ T. Chwalek,⁴³ F. Colombo,⁴³ W. De Boer,⁴³ A. Dierlamm,⁴³ S. Fink,⁴³ B. Freund,⁴³ R. Friese,⁴³ M. Giffels,⁴³ A. Gilbert,⁴³ P. Goldenzweig,⁴³ D. Haitz,⁴³ F. Hartmann,^{43,o} S. M. Heindl,⁴³ U. Husemann,⁴³ I. Katkov,^{43,n} S. Kudella,⁴³ P. Lobelle Pardo,⁴³ H. Mildner,⁴³ M. U. Mozer,⁴³ Th. Müller,⁴³ M. Plagge,⁴³ G. Quast,⁴³ K. Rabbertz,⁴³ S. Röcker,⁴³ F. Roscher,⁴³ M. Schröder,⁴³ I. Shvetsov,⁴³ G. Sieber,⁴³ H. J. Simonis,⁴³ R. Ulrich,⁴³ J. Wagner-Kuhr,⁴³ S. Wayand,⁴³ M. Weber,⁴³ T. Weiler,⁴³ S. Williamson,⁴³ C. Wöhrmann,⁴³ R. Wolf,⁴³ G. Anagnostou,⁴⁴ G. Daskalakis,⁴⁴ T. Gerasis,⁴⁴ V. A. Giakoumopoulou,⁴⁴ A. Kyriakis,⁴⁴ D. Loukas,⁴⁴ I. Topsis-Giotis,⁴⁴ S. Kesisoglou,⁴⁵ A. Panagiotou,⁴⁵ N. Saoulidou,⁴⁵ E. Tziaferi,⁴⁵ I. Evangelou,⁴⁶ G. Flouris,⁴⁶ C. Foudas,⁴⁶ P. Kokkas,⁴⁶ N. Loukas,⁴⁶ N. Manthos,⁴⁶ I. Papadopoulos,⁴⁶ E. Paradas,⁴⁶ N. Filipovic,⁴⁷ G. Bencze,⁴⁸ C. Hajdu,⁴⁸ D. Horvath,^{48,s} F. Sikler,⁴⁸ V. Veszpremi,⁴⁸ G. Vesztergombi,^{48,t} A. J. Zsigmond,⁴⁸ N. Beni,⁴⁹ S. Czellar,⁴⁹ J. Karancsi,^{49,u} A. Makovec,⁴⁹ J. Molnar,⁴⁹ Z. Szillasi,⁴⁹ M. Bartók,^{50,t} P. Raics,⁵⁰ Z. L. Trocsanyi,⁵⁰ B. Ujvari,⁵⁰ S. Bahinipati,⁵¹ S. Choudhury,^{51,v} P. Mal,⁵¹ K. Mandal,⁵¹ A. Nayak,^{51,w} D. K. Sahoo,⁵¹ N. Sahoo,⁵¹ S. K. Swain,⁵¹ S. Bansal,⁵² S. B. Beri,⁵² V. Bhatnagar,⁵² R. Chawla,⁵² U. Bhawandeep,⁵² A. K. Kalsi,⁵² A. Kaur,⁵² M. Kaur,⁵² R. Kumar,⁵² P. Kumari,⁵² A. Mehta,⁵² M. Mittal,⁵² J. B. Singh,⁵² G. Walia,⁵² Ashok Kumar,⁵³ A. Bhardwaj,⁵³ B. C. Choudhary,⁵³ R. B. Garg,⁵³ S. Keshri,⁵³ S. Malhotra,⁵³ M. Naimuddin,⁵³ N. Nishu,⁵³ K. Ranjan,⁵³ R. Sharma,⁵³ V. Sharma,⁵³ R. Bhattacharya,⁵⁴ S. Bhattacharya,⁵⁴ K. Chatterjee,⁵⁴ S. Dey,⁵⁴ S. Dutt,⁵⁴ S. Dutta,⁵⁴ S. Ghosh,⁵⁴ N. Majumdar,⁵⁴ A. Modak,⁵⁴ K. Mondal,⁵⁴ S. Mukhopadhyay,⁵⁴ S. Nandan,⁵⁴ A. Purohit,⁵⁴ A. Roy,⁵⁴ D. Roy,⁵⁴ S. Roy Chowdhury,⁵⁴ S. Sarkar,⁵⁴ M. Sharan,⁵⁴ S. Thakur,⁵⁴ P. K. Behera,⁵⁵ R. Chudasama,⁵⁶ D. Dutta,⁵⁶ V. Jha,⁵⁶ V. Kumar,⁵⁶ A. K. Mohanty,^{56,o} P. K. Netrakanti,⁵⁶ L. M. Pant,⁵⁶ P. Shukla,⁵⁶ A. Topkar,⁵⁶ T. Aziz,⁵⁷ S. Dugad,⁵⁷ G. Kole,⁵⁷ B. Mahakud,⁵⁷ S. Mitra,⁵⁷ G. B. Mohanty,⁵⁷ B. Parida,⁵⁷ N. Sur,⁵⁷ B. Sutar,⁵⁷ S. Banerjee,⁵⁸ S. Bhowmik,^{58,x} R. K. Dewanjee,⁵⁸ S. Ganguly,⁵⁸ M. Guchait,⁵⁸ Sa. Jain,⁵⁸ S. Kumar,⁵⁸ M. Maity,^{58,x} G. Majumder,⁵⁸ K. Mazumdar,⁵⁸ T. Sarkar,^{58,x} N. Wickramage,^{58,y} S. Chauhan,⁵⁹ S. Dube,⁵⁹ V. Hegde,⁵⁹ A. Kapoor,⁵⁹ K. Kotheekar,⁵⁹ S. Pandey,⁵⁹ A. Rane,⁵⁹ S. Sharma,⁵⁹ H. Behnamian,⁶⁰ S. Chenarani,^{60,z} E. Eskandari Tadavani,⁶⁰ S. M. Etesami,^{60,z} A. Fahim,^{60,aa} M. Khakzad,⁶⁰ M. Mohammadi Najafabadi,⁶⁰ M. Naseri,⁶⁰ S. Paktinat Mehdiabadi,^{60,bb} F. Rezaei Hosseinabadi,⁶⁰ B. Safarzadeh,^{60,cc} M. Zeinali,⁶⁰ M. Felcini,⁶¹ M. Grunewald,⁶¹ M. Abbrescia,^{62a,62b} C. Calabria,^{62a,62b} C. Caputo,^{62a,62b} A. Colaleo,^{62a} D. Creanza,^{62a,62c} L. Cristella,^{62a,62b} N. De Filippis,^{62a,62c} M. De Palma,^{62a,62b} L. Fiore,^{62a} G. Iaselli,^{62a,62c} G. Maggi,^{62a,62c} M. Maggi,^{62a} G. Miniello,^{62a,62b} S. My,^{62a,62b} S. Nuzzo,^{62a,62b} A. Pompili,^{62a,62b} G. Pugliese,^{62a,62c} R. Radogna,^{62a,62b} A. Ranieri,^{62a} G. Selvaggi,^{62a,62b} L. Silvestris,^{62a,o} R. Venditti,^{62a,62b} P. Verwilligen,^{62a} G. Abbiendi,^{63a} C. Battilana,^{63a} D. Bonacorsi,^{63a,63b} S. Braibant-Giacomelli,^{63a,63b} L. Brigliadori,^{63a,63b} R. Campanini,^{63a,63b} P. Capiluppi,^{63a,63b} A. Castro,^{63a,63b} F. R. Cavallo,^{63a} S. S. Chhibra,^{63a,63b} G. Codispoti,^{63a,63b} M. Cuffiani,^{63a,63b} G. M. Dallavalle,^{63a} F. Fabbri,^{63a} A. Fanfani,^{63a,63b} D. Fasanella,^{63a,63b} P. Giacomelli,^{63a} C. Grandi,^{63a} L. Guiducci,^{63a,63b} S. Marcellini,^{63a} G. Masetti,^{63a} A. Montanari,^{63a} F. L. Navarria,^{63a,63b} A. Perrotta,^{63a} A. M. Rossi,^{63a,63b} T. Rovelli,^{63a,63b} G. P. Siroli,^{63a,63b} N. Tosi,^{63a,63b,o} S. Albergo,^{64a,64b} S. Costa,^{64a,64b} A. Di Mattia,^{64a} F. Giordano,^{64a,64b} R. Potenza,^{64a,64b} A. Tricoli,^{64a,64b} C. Tuve,^{64a,64b} G. Barbagli,^{65a} V. Ciulli,^{65a,65b} C. Civinini,^{65a} R. D'Alessandro,^{65a,65b} E. Focardi,^{65a,65b} P. Lenzi,^{65a,65b} M. Meschini,^{65a} S. Paoletti,^{65a} G. Sguazzoni,^{65a} L. Viliani,^{65a,65b,o} L. Benussi,⁶⁶ S. Bianco,⁶⁶ F. Fabbri,⁶⁶ D. Piccolo,⁶⁶ F. Primavera,^{66,o} V. Calvelli,^{67a,67b} F. Ferro,^{67a} M. Lo Vetere,^{67a,67b} M. R. Monge,^{67a,67b} E. Robutti,^{67a} S. Tosi,^{67a,67b} L. Brianza,^{68a,68b,o} M. E. Dinardo,^{68a,68b} S. Fiorendi,^{68a,68b,o} S. Gennai,^{68a} A. Ghezzi,^{68a,68b} P. Govoni,^{68a,68b} M. Malberti,^{68a,68b} S. Malvezzi,^{68a} R. A. Manzoni,^{68a,68b,o} D. Menasce,^{68a} L. Moroni,^{68a} M. Paganoni,^{68a,68b} D. Pedrini,^{68a} S. Pigazzini,^{68a,68b} S. Ragazzi,^{68a,68b} T. Tabarelli de Fatis,^{68a,68b} S. Buontempo,^{69a} N. Cavallo,^{69a,69c} G. De Nardo,^{69a} S. Di Guida,^{69a,69d,o} M. Esposito,^{69a,69b} F. Fabozzi,^{69a,69c} F. Fienga,^{69a,69b} A. O. M. Iorio,^{69a,69b} G. Lanza,^{69a} L. Lista,^{69a} S. Meola,^{69a,69d,o} P. Paolucci,^{69a,o} C. Sciacca,^{69a,69b} F. Thyssen,^{69a} P. Azzi,^{70a} N. Bacchetta,^{70a} L. Benato,^{70a,70b} D. Bisello,^{70a,70b} A. Boletti,^{70a,70b} R. Carlin,^{70a,70b} A. Carvalho Antunes De Oliveira,^{70a,70b} P. Checchia,^{70a} M. Dall'Osso,^{70a,70b} P. De Castro Manzano,^{70a} T. Dorigo,^{70a} U. Dosselli,^{70a} F. Gasparini,^{70a,70b} U. Gasparini,^{70a,70b} A. Gozzelino,^{70a} S. Lacaprara,^{70a} M. Margoni,^{70a,70b} A. T. Meneguzzo,^{70a,70b} J. Pazzini,^{70a,70b} N. Pozzobon,^{70a,70b} P. Ronchese,^{70a,70b} F. Simonetto,^{70a,70b} E. Torassa,^{70a} M. Zanetti,^{70a} P. Zotto,^{70a,70b} G. Zumerle,^{70a,70b} A. Braghieri,^{71a} A. Magnani,^{71a,71b} P. Montagna,^{71a,71b} S. P. Ratti,^{71a,71b} V. Re,^{71a} C. Riccardi,^{71a,71b} P. Salvini,^{71a} I. Vai,^{71a,71b} P. Vitulo,^{71a,71b} L. Alunni Solestizi,^{72a,72b} G. M. Bilei,^{72a} D. Ciangottini,^{72a,72b} L. Fanò,^{72a,72b} P. Lariccia,^{72a,72b} R. Leonardi,^{72a,72b} G. Mantovani,^{72a,72b} M. Menichelli,^{72a} A. Saha,^{72a} A. Santocchia,^{72a,72b} K. Androsov,^{73a,dd} P. Azzurri,^{73a,o} G. Bagliesi,^{73a} J. Bernardini,^{73a} T. Boccali,^{73a} R. Castaldi,^{73a} M. A. Ciocci,^{73a,dd} R. Dell'Orso,^{73a} S. Donato,^{73a,73c} G. Fedi,^{73a} A. Giassi,^{73a} M. T. Grippo,^{73a,dd} F. Ligabue,^{73a,73c}

T. Lomtadze,^{73a} L. Martini,^{73a,73b} A. Messineo,^{73a,73b} F. Palla,^{73a} A. Rizzi,^{73a,73b} A. Savoy-Navarro,^{73a,ee} P. Spagnolo,^{73a}
 R. Tenchini,^{73a} G. Tonelli,^{73a,73b} A. Venturi,^{73a} P. G. Verdini,^{73a} L. Barone,^{74a,74b} F. Cavallari,^{74a} M. Cipriani,^{74a,74b}
 D. Del Re,^{74a,74b,o} M. Diemoz,^{74a} S. Gelli,^{74a,74b} E. Longo,^{74a,74b} F. Margaroli,^{74a,74b} B. Marzocchi,^{74a,74b} P. Meridiani,^{74a}
 G. Organtini,^{74a,74b} R. Paramatti,^{74a} F. Preiato,^{74a,74b} S. Rahatlou,^{74a,74b} C. Rovelli,^{74a} F. Santanastasio,^{74a,74b}
 N. Amapane,^{75a,75b} R. Arcidiacono,^{75a,75c,o} S. Argiro,^{75a,75b} M. Arneodo,^{75a,75c} N. Bartosik,^{75a} R. Bellan,^{75a,75b} C. Biino,^{75a}
 N. Cartiglia,^{75a} F. Cenna,^{75a,75b} M. Costa,^{75a,75b} R. Covarelli,^{75a,75b} A. Degano,^{75a,75b} N. Demaria,^{75a} L. Finco,^{75a,75b}
 B. Kiani,^{75a,75b} C. Mariotti,^{75a} S. Maselli,^{75a} E. Migliore,^{75a,75b} V. Monaco,^{75a,75b} E. Monteil,^{75a,75b} M. Monteno,^{75a}
 M. M. Obertino,^{75a,75b} L. Pacher,^{75a,75b} N. Pastrone,^{75a} M. Pelliccioni,^{75a} G. L. Pinna Angioni,^{75a,75b} F. Ravera,^{75a,75b}
 A. Romero,^{75a,75b} M. Ruspa,^{75a,75c} R. Sacchi,^{75a,75b} K. Shchelina,^{75a,75b} V. Sola,^{75a} A. Solano,^{75a,75b} A. Staiano,^{75a}
 P. Traczyk,^{75a,75b} S. Belforte,^{76a} M. Casarsa,^{76a} F. Cossutti,^{76a} G. Della Ricca,^{76a,76b} A. Zanetti,^{76a} D. H. Kim,⁷⁷ G. N. Kim,⁷⁷
 M. S. Kim,⁷⁷ S. Lee,⁷⁷ S. W. Lee,⁷⁷ Y. D. Oh,⁷⁷ S. Sekmen,⁷⁷ D. C. Son,⁷⁷ Y. C. Yang,⁷⁷ A. Lee,⁷⁸ H. Kim,⁷⁹
 J. A. Brochero Cifuentes,⁸⁰ T. J. Kim,⁸⁰ S. Cho,⁸¹ S. Choi,⁸¹ Y. Go,⁸¹ D. Gyun,⁸¹ S. Ha,⁸¹ B. Hong,⁸¹ Y. Jo,⁸¹ Y. Kim,⁸¹
 B. Lee,⁸¹ K. Lee,⁸¹ K. S. Lee,⁸¹ S. Lee,⁸¹ J. Lim,⁸¹ S. K. Park,⁸¹ Y. Roh,⁸¹ J. Almond,⁸² J. Kim,⁸² H. Lee,⁸² S. B. Oh,⁸²
 B. C. Radburn-Smith,⁸² S. h. Seo,⁸² U. K. Yang,⁸² H. D. Yoo,⁸² G. B. Yu,⁸² M. Choi,⁸³ H. Kim,⁸³ J. H. Kim,⁸³ J. S. H. Lee,⁸³
 I. C. Park,⁸³ G. Ryu,⁸³ M. S. Ryu,⁸³ Y. Choi,⁸⁴ J. Goh,⁸⁴ C. Hwang,⁸⁴ J. Lee,⁸⁴ I. Yu,⁸⁴ V. Dudenias,⁸⁵ A. Juodagalvis,⁸⁵
 J. Vaitkus,⁸⁵ I. Ahmed,⁸⁶ Z. A. Ibrahim,⁸⁶ J. R. Komaragiri,⁸⁶ M. A. B. Md Ali,^{86,ff} F. Mohamad Idris,^{86,gg}
 W. A. T. Wan Abdullah,⁸⁶ M. N. Yusli,⁸⁶ Z. Zolkapli,⁸⁶ H. Castilla-Valdez,⁸⁷ E. De La Cruz-Burelo,⁸⁷
 I. Heredia-De La Cruz,^{87,hh} A. Hernandez-Almada,⁸⁷ R. Lopez-Fernandez,⁸⁷ R. Magaña Villalba,⁸⁷ J. Mejia Guisao,⁸⁷
 A. Sanchez-Hernandez,⁸⁷ S. Carrillo Moreno,⁸⁸ C. Oropeza Barrera,⁸⁸ F. Vazquez Valencia,⁸⁸ S. Carpitneyro,⁸⁹ I. Pedraza,⁸⁹
 H. A. Salazar Ibarguen,⁸⁹ C. Uribe Estrada,⁸⁹ A. Morelos Pineda,⁹⁰ D. Krofcheck,⁹¹ P. H. Butler,⁹² A. Ahmad,⁹³
 M. Ahmad,⁹³ Q. Hassan,⁹³ H. R. Hoorani,⁹³ W. A. Khan,⁹³ A. Saddique,⁹³ M. A. Shah,⁹³ M. Shoab,⁹³ M. Waqas,⁹³
 H. Bialkowska,⁹⁴ M. Bluj,⁹⁴ B. Boimska,⁹⁴ T. Frueboes,⁹⁴ M. Górski,⁹⁴ M. Kazana,⁹⁴ K. Nawrocki,⁹⁴
 K. Romanowska-Rybinska,⁹⁴ M. Szeleper,⁹⁴ P. Zalewski,⁹⁴ K. Bunkowski,⁹⁵ A. Byszuk,^{95,ii} K. Doroba,⁹⁵ A. Kalinowski,⁹⁵
 M. Konecki,⁹⁵ J. Krolikowski,⁹⁵ M. Misiura,⁹⁵ M. Olszewski,⁹⁵ M. Walczak,⁹⁵ P. Bargassa,⁹⁶ C. Beirão Da Cruz E Silva,⁹⁶
 B. Calpas,⁹⁶ A. Di Francesco,⁹⁶ P. Faccioli,⁹⁶ P. G. Ferreira Parracho,⁹⁶ M. Gallinaro,⁹⁶ J. Hollar,⁹⁶ N. Leonardo,⁹⁶
 L. Lloret Iglesias,⁹⁶ M. V. Nemallapudi,⁹⁶ J. Rodrigues Antunes,⁹⁶ J. Seixas,⁹⁶ O. Toldaiev,⁹⁶ D. Vadrucchio,⁹⁶ J. Varela,⁹⁶
 P. Vischia,⁹⁶ S. Afanasiev,⁹⁷ P. Bunin,⁹⁷ M. Gavrilenko,⁹⁷ I. Golutvin,⁹⁷ I. Gorbunov,⁹⁷ A. Kamenev,⁹⁷ V. Karjavin,⁹⁷
 A. Lanev,⁹⁷ A. Malakhov,⁹⁷ V. Matveev,^{97,jj,kk} V. Palichik,⁹⁷ V. Perelygin,⁹⁷ S. Shmatov,⁹⁷ S. Shulha,⁹⁷ N. Skatchkov,⁹⁷
 V. Smirnov,⁹⁷ N. Voytishin,⁹⁷ A. Zarubin,⁹⁷ L. Chtchipounov,⁹⁸ V. Golovtsov,⁹⁸ Y. Ivanov,⁹⁸ V. Kim,^{98,ll} E. Kuznetsova,^{98,mm}
 V. Murzin,⁹⁸ V. Oreshkin,⁹⁸ V. Sulimov,⁹⁸ A. Vorobyev,⁹⁸ Yu. Andreev,⁹⁹ A. Dermenev,⁹⁹ S. Gninenko,⁹⁹ N. Golubev,⁹⁹
 A. Karneyeu,⁹⁹ M. Kirsanov,⁹⁹ N. Krasnikov,⁹⁹ A. Pashenkov,⁹⁹ D. Tlisov,⁹⁹ A. Toropin,⁹⁹ V. Epshteyn,¹⁰⁰ V. Gavrilo,¹⁰⁰
 N. Lychkovskaya,¹⁰⁰ V. Popov,¹⁰⁰ I. Pozdnyakov,¹⁰⁰ G. Safronov,¹⁰⁰ A. Spiridonov,¹⁰⁰ M. Toms,¹⁰⁰ E. Vlasov,¹⁰⁰
 A. Zhokin,¹⁰⁰ A. Bylinkin,^{101,kk} M. Chadeeva,^{102,nn} M. Danilov,^{102,nn} E. Popova,¹⁰² V. Andreev,¹⁰³ M. Azarkin,^{103,kk}
 I. Dremin,^{103,kk} M. Kirakosyan,¹⁰³ A. Leonidov,^{103,kk} A. Terkulov,¹⁰³ A. Baskakov,¹⁰⁴ A. Belyaev,¹⁰⁴ E. Boos,¹⁰⁴
 M. Dubinin,^{104,oo} L. Dudko,¹⁰⁴ A. Ershov,¹⁰⁴ A. Gribushin,¹⁰⁴ V. Klyukhin,¹⁰⁴ O. Kodolova,¹⁰⁴ I. Lokhtin,¹⁰⁴ I. Miagkov,¹⁰⁴
 S. Obraztsov,¹⁰⁴ S. Petrushanko,¹⁰⁴ V. Savrin,¹⁰⁴ A. Snigirev,¹⁰⁴ V. Blinov,^{105,pp} Y. Skovpen,^{105,pp} D. Shtol,^{105,pp}
 I. Azhgirey,¹⁰⁶ I. Bayshev,¹⁰⁶ S. Bitioukov,¹⁰⁶ D. Elumakhov,¹⁰⁶ V. Kachanov,¹⁰⁶ A. Kalinin,¹⁰⁶ D. Konstantinov,¹⁰⁶
 V. Krychkin,¹⁰⁶ V. Petrov,¹⁰⁶ R. Ryutin,¹⁰⁶ A. Sobol,¹⁰⁶ S. Troshin,¹⁰⁶ N. Tyurin,¹⁰⁶ A. Uzunian,¹⁰⁶ A. Volkov,¹⁰⁶
 P. Adzic,^{107,qq} P. Cirkovic,¹⁰⁷ D. Devetak,¹⁰⁷ M. Dordevic,¹⁰⁷ J. Milosevic,¹⁰⁷ V. Rekovic,¹⁰⁷ J. Alcaraz Maestre,¹⁰⁸
 M. Barrio Luna,¹⁰⁸ E. Calvo,¹⁰⁸ M. Cerrada,¹⁰⁸ M. Chamizo Llatas,¹⁰⁸ N. Colino,¹⁰⁸ B. De La Cruz,¹⁰⁸ A. Delgado Peris,¹⁰⁸
 A. Escalante Del Valle,¹⁰⁸ C. Fernandez Bedoya,¹⁰⁸ J. P. Fernández Ramos,¹⁰⁸ J. Flix,¹⁰⁸ M. C. Fouz,¹⁰⁸ P. Garcia-Abia,¹⁰⁸
 O. Gonzalez Lopez,¹⁰⁸ S. Goy Lopez,¹⁰⁸ J. M. Hernandez,¹⁰⁸ M. I. Josa,¹⁰⁸ E. Navarro De Martino,¹⁰⁸
 A. Pérez-Calero Yzquierdo,¹⁰⁸ J. Puerta Pelayo,¹⁰⁸ A. Quintario Olmeda,¹⁰⁸ I. Redondo,¹⁰⁸ L. Romero,¹⁰⁸ M. S. Soares,¹⁰⁸
 J. F. de Trocóniz,¹⁰⁹ M. Missiroli,¹⁰⁹ D. Moran,¹⁰⁹ J. Cuevas,¹¹⁰ J. Fernandez Menendez,¹¹⁰ I. Gonzalez Caballero,¹¹⁰
 J. R. González Fernández,¹¹⁰ E. Palencia Cortezon,¹¹⁰ S. Sanchez Cruz,¹¹⁰ I. Suárez Andrés,¹¹⁰ J. M. Vizan Garcia,¹¹⁰
 I. J. Cabrillo,¹¹¹ A. Calderon,¹¹¹ J. R. Castiñeiras De Saa,¹¹¹ E. Curras,¹¹¹ M. Fernandez,¹¹¹ J. Garcia-Ferrero,¹¹¹
 G. Gomez,¹¹¹ A. Lopez Virto,¹¹¹ J. Marco,¹¹¹ C. Martinez Rivero,¹¹¹ F. Matorras,¹¹¹ J. Piedra Gomez,¹¹¹ T. Rodrigo,¹¹¹
 A. Ruiz-Jimeno,¹¹¹ L. Scodellaro,¹¹¹ N. Trevisani,¹¹¹ I. Vila,¹¹¹ R. Vilar Cortabitarte,¹¹¹ D. Abbaneo,¹¹² E. Auffray,¹¹²
 G. Auzinger,¹¹² M. Bachtis,¹¹² P. Baillon,¹¹² A. H. Ball,¹¹² D. Barney,¹¹² P. Bloch,¹¹² A. Bocci,¹¹² A. Bonato,¹¹² C. Botta,¹¹²

T. Camporesi,¹¹² R. Castello,¹¹² M. Cepeda,¹¹² G. Cerminara,¹¹² M. D'Alfonso,¹¹² D. d'Enterria,¹¹² A. Dabrowski,¹¹² V. Daponte,¹¹² A. David,¹¹² M. De Gruttola,¹¹² A. De Roeck,¹¹² E. Di Marco,^{112,rr} M. Dobson,¹¹² B. Dorney,¹¹² T. du Pree,¹¹² D. Duggan,¹¹² M. Dünser,¹¹² N. Dupont,¹¹² A. Elliott-Peisert,¹¹² S. Fartoukh,¹¹² G. Franzoni,¹¹² J. Fulcher,¹¹² W. Funk,¹¹² D. Gigi,¹¹² K. Gill,¹¹² M. Girone,¹¹² F. Glege,¹¹² D. Gulhan,¹¹² S. Gundacker,¹¹² M. Guthoff,¹¹² J. Hammer,¹¹² P. Harris,¹¹² J. Hegeman,¹¹² V. Innocente,¹¹² P. Janot,¹¹² J. Kieseler,¹¹² H. Kirschenmann,¹¹² V. Knünz,¹¹² A. Kornmayer,^{112,o} M. J. Kortelainen,¹¹² K. Kousouris,¹¹² M. Kramer,^{112,b} C. Lange,¹¹² P. Lecoq,¹¹² C. Lourenço,¹¹² M. T. Lucchini,¹¹² L. Malgeri,¹¹² M. Mannelli,¹¹² A. Martelli,¹¹² F. Meijers,¹¹² J. A. Merlin,¹¹² S. Mersi,¹¹² E. Meschi,¹¹² P. Milenovic,^{112,ss} F. Moortgat,¹¹² S. Morovic,¹¹² M. Mulders,¹¹² H. Neugebauer,¹¹² S. Orfanelli,¹¹² L. Orsini,¹¹² L. Pape,¹¹² E. Perez,¹¹² M. Peruzzi,¹¹² A. Petrilli,¹¹² G. Petrucciani,¹¹² A. Pfeiffer,¹¹² M. Pierini,¹¹² A. Racz,¹¹² T. Reis,¹¹² G. Rolandi,^{112,t} M. Rovere,¹¹² M. Ruan,¹¹² H. Sakulin,¹¹² J. B. Sauvan,¹¹² C. Schäfer,¹¹² C. Schwick,¹¹² M. Seidel,¹¹² A. Sharma,¹¹² P. Silva,¹¹² P. Sphicas,^{112,uu} J. Steggemann,¹¹² M. Stoye,¹¹² Y. Takahashi,¹¹² M. Tosi,¹¹² D. Treille,¹¹² A. Triossi,¹¹² A. Tsirou,¹¹² V. Veckalns,^{112,vv} G. I. Veres,^{112,t} M. Verweij,¹¹² N. Wardle,¹¹² H. K. Wöhri,¹¹² A. Zagozdinska,^{112,ii} W. D. Zeuner,¹¹² W. Bertl,¹¹³ K. Deiters,¹¹³ W. Erdmann,¹¹³ R. Horisberger,¹¹³ Q. Ingram,¹¹³ H. C. Kaestli,¹¹³ D. Kotlinski,¹¹³ U. Langenegger,¹¹³ T. Rohe,¹¹³ F. Bachmair,¹¹⁴ L. Bäni,¹¹⁴ L. Bianchini,¹¹⁴ B. Casal,¹¹⁴ G. Dissertori,¹¹⁴ M. Dittmar,¹¹⁴ M. Donegà,¹¹⁴ C. Grab,¹¹⁴ C. Heidegger,¹¹⁴ D. Hits,¹¹⁴ J. Hoss,¹¹⁴ G. Kasieczka,¹¹⁴ P. Lecomte,^{114,a} W. Lustermann,¹¹⁴ B. Mangano,¹¹⁴ M. Marionneau,¹¹⁴ P. Martinez Ruiz del Arbol,¹¹⁴ M. Masciovecchio,¹¹⁴ M. T. Meinhard,¹¹⁴ D. Meister,¹¹⁴ F. Micheli,¹¹⁴ P. Musella,¹¹⁴ F. Nessi-Tedaldi,¹¹⁴ F. Pandolfi,¹¹⁴ J. Pata,¹¹⁴ F. Pauss,¹¹⁴ G. Perrin,¹¹⁴ L. Perrozzi,¹¹⁴ M. Quittnat,¹¹⁴ M. Rossini,¹¹⁴ M. Schönenberger,¹¹⁴ A. Starodumov,^{114,ww} V. R. Tavolaro,¹¹⁴ K. Theofilatos,¹¹⁴ R. Wallny,¹¹⁴ T. K. Aarrestad,¹¹⁵ C. AMSler,^{115,xx} L. Caminada,¹¹⁵ M. F. Canelli,¹¹⁵ A. De Cosa,¹¹⁵ C. Galloni,¹¹⁵ A. Hinzmann,¹¹⁵ T. Hreus,¹¹⁵ B. Kilminster,¹¹⁵ J. Ngadiuba,¹¹⁵ D. Pinna,¹¹⁵ G. Rauco,¹¹⁵ P. Robmann,¹¹⁵ D. Salerno,¹¹⁵ Y. Yang,¹¹⁵ A. Zucchetta,¹¹⁵ V. Candelise,¹¹⁶ T. H. Doan,¹¹⁶ Sh. Jain,¹¹⁶ R. Khurana,¹¹⁶ M. Konyushikhin,¹¹⁶ C. M. Kuo,¹¹⁶ W. Lin,¹¹⁶ Y. J. Lu,¹¹⁶ A. Pozdnyakov,¹¹⁶ S. S. Yu,¹¹⁶ Arun Kumar,¹¹⁷ P. Chang,¹¹⁷ Y. H. Chang,¹¹⁷ Y. W. Chang,¹¹⁷ Y. Chao,¹¹⁷ K. F. Chen,¹¹⁷ P. H. Chen,¹¹⁷ C. Dietz,¹¹⁷ F. Fiori,¹¹⁷ W.-S. Hou,¹¹⁷ Y. Hsiung,¹¹⁷ Y. F. Liu,¹¹⁷ R.-S. Lu,¹¹⁷ M. Miñano Moya,¹¹⁷ E. Paganis,¹¹⁷ A. Psallidas,¹¹⁷ J. f. Tsai,¹¹⁷ Y. M. Tzeng,¹¹⁷ B. Asavapibhop,¹¹⁸ G. Singh,¹¹⁸ N. Srimanobhas,¹¹⁸ N. Suwonjandee,¹¹⁸ A. Adiguzel,¹¹⁹ M. N. Bakirci,^{119,yy} S. Cerci,^{119,zz} S. Damarseekin,¹¹⁹ Z. S. Demiroglu,¹¹⁹ C. Dozen,¹¹⁹ I. Dumanoglu,¹¹⁹ S. Girgis,¹¹⁹ G. Gokbulut,¹¹⁹ Y. Guler,¹¹⁹ I. Hos,^{119,aaa} E. E. Kangal,^{119,bbb} O. Kara,¹¹⁹ A. Kayis Topaksu,¹¹⁹ U. Kiminsu,¹¹⁹ M. Oglakci,¹¹⁹ G. Onengut,^{119,ccc} K. Ozdemir,^{119,ddd} B. Tali,^{119,zz} S. Turkcacar,¹¹⁹ I. S. Zorbakir,¹¹⁹ C. Zorbilmez,¹¹⁹ B. Bilin,¹²⁰ S. Bilmis,¹²⁰ B. Isildak,^{120,eee} G. Karapinar,^{120,fff} M. Yalvac,¹²⁰ M. Zeyrek,¹²⁰ E. Gülmez,¹²¹ M. Kaya,^{121,ggg} O. Kaya,^{121,hhh} E. A. Yetkin,^{121,iii} T. Yetkin,^{121,jjj} A. Cakir,¹²² K. Cankocak,¹²² S. Sen,^{122,kkk} B. Grynyov,¹²³ L. Levchuk,¹²⁴ P. Sorokin,¹²⁴ R. Aggleton,¹²⁵ F. Ball,¹²⁵ L. Beck,¹²⁵ J. J. Brooke,¹²⁵ D. Burns,¹²⁵ E. Clement,¹²⁵ D. Cussans,¹²⁵ H. Flacher,¹²⁵ J. Goldstein,¹²⁵ M. Grimes,¹²⁵ G. P. Heath,¹²⁵ H. F. Heath,¹²⁵ J. Jacob,¹²⁵ L. Kreczko,¹²⁵ C. Lucas,¹²⁵ D. M. Newbold,^{125,lll} S. Paramesvaran,¹²⁵ A. Poll,¹²⁵ T. Sakuma,¹²⁵ S. Seif El Nasr-storey,¹²⁵ D. Smith,¹²⁵ V. J. Smith,¹²⁵ K. W. Bell,¹²⁶ A. Belyaev,^{126,mmm} C. Brew,¹²⁶ R. M. Brown,¹²⁶ L. Calligaris,¹²⁶ D. Cieri,¹²⁶ D. J. A. Cockerill,¹²⁶ J. A. Coughlan,¹²⁶ K. Harder,¹²⁶ S. Harper,¹²⁶ E. Olaiya,¹²⁶ D. Petyt,¹²⁶ C. H. Shepherd-Themistocleous,¹²⁶ A. Thea,¹²⁶ I. R. Tomalin,¹²⁶ T. Williams,¹²⁶ M. Baber,¹²⁷ R. Bainbridge,¹²⁷ O. Buchmuller,¹²⁷ A. Bundock,¹²⁷ D. Burton,¹²⁷ S. Casasso,¹²⁷ M. Citron,¹²⁷ D. Colling,¹²⁷ L. Corpe,¹²⁷ P. Dauncey,¹²⁷ G. Davies,¹²⁷ A. De Wit,¹²⁷ M. Della Negra,¹²⁷ R. Di Maria,¹²⁷ P. Dunne,¹²⁷ A. Elwood,¹²⁷ D. Futyan,¹²⁷ Y. Haddad,¹²⁷ G. Hall,¹²⁷ G. Iles,¹²⁷ T. James,¹²⁷ R. Lane,¹²⁷ C. Laner,¹²⁷ R. Lucas,^{127,lll} L. Lyons,¹²⁷ A.-M. Magnan,¹²⁷ S. Malik,¹²⁷ L. Mastrolorenzo,¹²⁷ J. Nash,¹²⁷ A. Nikitenko,^{127,ww} J. Pela,¹²⁷ B. Penning,¹²⁷ M. Pesaresi,¹²⁷ D. M. Raymond,¹²⁷ A. Richards,¹²⁷ A. Rose,¹²⁷ C. Seez,¹²⁷ S. Summers,¹²⁷ A. Tapper,¹²⁷ K. Uchida,¹²⁷ M. Vazquez Acosta,^{127,nnn} T. Virdee,^{127,o} J. Wright,¹²⁷ S. C. Zenz,¹²⁷ J. E. Cole,¹²⁸ P. R. Hobson,¹²⁸ A. Khan,¹²⁸ P. Kyberd,¹²⁸ D. Leslie,¹²⁸ I. D. Reid,¹²⁸ P. Symonds,¹²⁸ L. Teodorescu,¹²⁸ M. Turner,¹²⁸ A. Borzou,¹²⁹ K. Call,¹²⁹ J. Dittmann,¹²⁹ K. Hatakeyama,¹²⁹ H. Liu,¹²⁹ N. Pastika,¹²⁹ S. I. Cooper,¹³⁰ C. Henderson,¹³⁰ P. Rumerio,¹³⁰ C. West,¹³⁰ D. Arcaro,¹³¹ A. Avetisyan,¹³¹ T. Bose,¹³¹ D. Gastler,¹³¹ D. Rankin,¹³¹ C. Richardson,¹³¹ J. Rohlf,¹³¹ L. Sulak,¹³¹ D. Zou,¹³¹ G. Benelli,¹³² E. Berry,¹³² D. Cutts,¹³² A. Garabedian,¹³² J. Hakala,¹³² U. Heintz,¹³² J. M. Hogan,¹³² O. Jesus,¹³² K. H. M. Kwok,¹³² E. Laird,¹³² G. Landsberg,¹³² Z. Mao,¹³² M. Narain,¹³² S. Piperov,¹³² S. Sagir,¹³² E. Spencer,¹³² R. Syarif,¹³² R. Breedon,¹³³ G. Breto,¹³³ D. Burns,¹³³ M. Calderon De La Barca Sanchez,¹³³ S. Chauhan,¹³³ M. Chertok,¹³³ J. Conway,¹³³ R. Conway,¹³³ P. T. Cox,¹³³ R. Erbacher,¹³³ C. Flores,¹³³ G. Funk,¹³³ M. Gardner,¹³³ W. Ko,¹³³ R. Lander,¹³³ C. Mclean,¹³³ M. Mulhearn,¹³³ D. Pellett,¹³³ J. Pilot,¹³³ S. Shalhout,¹³³ J. Smith,¹³³ M. Squires,¹³³ D. Stolp,¹³³ M. Tripathi,¹³³ C. Bravo,¹³⁴ R. Cousins,¹³⁴ A. Dasgupta,¹³⁴

P. Everaerts,¹³⁴ A. Florent,¹³⁴ J. Hauser,¹³⁴ M. Ignatenko,¹³⁴ N. Mccoll,¹³⁴ D. Saltzberg,¹³⁴ C. Schnaible,¹³⁴ E. Takasugi,¹³⁴
V. Valuev,¹³⁴ M. Weber,¹³⁴ K. Burt,¹³⁵ R. Clare,¹³⁵ J. Ellison,¹³⁵ J. W. Gary,¹³⁵ S. M. A. Ghiasi Shirazi,¹³⁵ G. Hanson,¹³⁵
J. Heilman,¹³⁵ P. Jandir,¹³⁵ E. Kennedy,¹³⁵ F. Lacroix,¹³⁵ O. R. Long,¹³⁵ M. Olmedo Negrete,¹³⁵ M. I. Paneva,¹³⁵
A. Shrinivas,¹³⁵ W. Si,¹³⁵ H. Wei,¹³⁵ S. Wimpenny,¹³⁵ B. R. Yates,¹³⁵ J. G. Branson,¹³⁶ G. B. Cerati,¹³⁶ S. Cittolin,¹³⁶
M. Derdzinski,¹³⁶ R. Gerosa,¹³⁶ A. Holzner,¹³⁶ D. Klein,¹³⁶ V. Krutelyov,¹³⁶ J. Letts,¹³⁶ I. Macneill,¹³⁶ D. Olivito,¹³⁶
S. Padhi,¹³⁶ M. Pieri,¹³⁶ M. Sani,¹³⁶ V. Sharma,¹³⁶ S. Simon,¹³⁶ M. Tadel,¹³⁶ A. Vartak,¹³⁶ S. Wasserbaech,^{136,000} C. Welke,¹³⁶
J. Wood,¹³⁶ F. Würthwein,¹³⁶ A. Yagil,¹³⁶ G. Zevi Della Porta,¹³⁶ N. Amin,¹³⁷ R. Bhandari,¹³⁷ J. Bradmiller-Feld,¹³⁷
C. Campagnari,¹³⁷ A. Dishaw,¹³⁷ V. Dutta,¹³⁷ M. Franco Sevilla,¹³⁷ C. George,¹³⁷ F. Golf,¹³⁷ L. Gouskos,¹³⁷ J. Gran,¹³⁷
R. Heller,¹³⁷ J. Incandela,¹³⁷ S. D. Mullin,¹³⁷ A. Ovcharova,¹³⁷ H. Qu,¹³⁷ J. Richman,¹³⁷ D. Stuart,¹³⁷ I. Suarez,¹³⁷ J. Yoo,¹³⁷
D. Anderson,¹³⁸ A. Apresyan,¹³⁸ J. Bendavid,¹³⁸ A. Bornheim,¹³⁸ J. Bunn,¹³⁸ Y. Chen,¹³⁸ J. Duarte,¹³⁸ J. M. Lawhorn,¹³⁸
A. Mott,¹³⁸ H. B. Newman,¹³⁸ C. Pena,¹³⁸ M. Spiropulu,¹³⁸ J. R. Vlimant,¹³⁸ S. Xie,¹³⁸ R. Y. Zhu,¹³⁸ M. B. Andrews,¹³⁹
V. Azzolini,¹³⁹ T. Ferguson,¹³⁹ M. Paulini,¹³⁹ J. Russ,¹³⁹ M. Sun,¹³⁹ H. Vogel,¹³⁹ I. Vorobiev,¹³⁹ M. Weinberg,¹³⁹
J. P. Cumalat,¹⁴⁰ W. T. Ford,¹⁴⁰ F. Jensen,¹⁴⁰ A. Johnson,¹⁴⁰ M. Krohn,¹⁴⁰ T. Mulholland,¹⁴⁰ K. Stenson,¹⁴⁰ S. R. Wagner,¹⁴⁰
J. Alexander,¹⁴¹ J. Chaves,¹⁴¹ J. Chu,¹⁴¹ S. Dittmer,¹⁴¹ K. Mcdermott,¹⁴¹ N. Mirman,¹⁴¹ G. Nicolas Kaufman,¹⁴¹
J. R. Patterson,¹⁴¹ A. Rinkevicius,¹⁴¹ A. Ryd,¹⁴¹ L. Skinnari,¹⁴¹ L. Soffi,¹⁴¹ S. M. Tan,¹⁴¹ Z. Tao,¹⁴¹ J. Thom,¹⁴¹ J. Tucker,¹⁴¹
P. Wittich,¹⁴¹ M. Zientek,¹⁴¹ D. Winn,¹⁴² S. Abdullin,¹⁴³ M. Albrow,¹⁴³ G. Apollinari,¹⁴³ S. Banerjee,¹⁴³
L. A. T. Bauerdick,¹⁴³ A. Beretvas,¹⁴³ J. Berryhill,¹⁴³ P. C. Bhat,¹⁴³ G. Bolla,¹⁴³ K. Burkett,¹⁴³ J. N. Butler,¹⁴³
H. W. K. Cheung,¹⁴³ F. Chlebana,¹⁴³ S. Cihangir,^{143,a} M. Cremonesi,¹⁴³ V. D. Elvira,¹⁴³ I. Fisk,¹⁴³ J. Freeman,¹⁴³
E. Gottschalk,¹⁴³ L. Gray,¹⁴³ D. Green,¹⁴³ S. Grünendahl,¹⁴³ O. Gutsche,¹⁴³ D. Hare,¹⁴³ R. M. Harris,¹⁴³ S. Hasegawa,¹⁴³
J. Hirschauer,¹⁴³ Z. Hu,¹⁴³ B. Jayatilaka,¹⁴³ S. Jindariani,¹⁴³ M. Johnson,¹⁴³ U. Joshi,¹⁴³ B. Klima,¹⁴³ B. Kreis,¹⁴³
S. Lammel,¹⁴³ J. Linacre,¹⁴³ D. Lincoln,¹⁴³ R. Lipton,¹⁴³ M. Liu,¹⁴³ T. Liu,¹⁴³ R. Lopes De Sá,¹⁴³ J. Lykken,¹⁴³
K. Maeshima,¹⁴³ N. Magini,¹⁴³ J. M. Marraffino,¹⁴³ S. Maruyama,¹⁴³ D. Mason,¹⁴³ P. McBride,¹⁴³ P. Merkel,¹⁴³
S. Mrenna,¹⁴³ S. Nahn,¹⁴³ C. Newman-Holmes,^{143,a} V. O'Dell,¹⁴³ K. Pedro,¹⁴³ O. Prokofyev,¹⁴³ G. Rakness,¹⁴³ L. Ristori,¹⁴³
E. Sexton-Kennedy,¹⁴³ A. Soha,¹⁴³ W. J. Spalding,¹⁴³ L. Spiegel,¹⁴³ S. Stoynev,¹⁴³ J. Strait,¹⁴³ N. Strobbe,¹⁴³ L. Taylor,¹⁴³
S. Tkaczyk,¹⁴³ N. V. Tran,¹⁴³ L. Uplegger,¹⁴³ E. W. Vaandering,¹⁴³ C. Vernieri,¹⁴³ M. Verzocchi,¹⁴³ R. Vidal,¹⁴³ M. Wang,¹⁴³
H. A. Weber,¹⁴³ A. Whitbeck,¹⁴³ Y. Wu,¹⁴³ D. Acosta,¹⁴⁴ P. Avery,¹⁴⁴ P. Bortignon,¹⁴⁴ D. Bourilkov,¹⁴⁴ A. Brinkerhoff,¹⁴⁴
A. Carnes,¹⁴⁴ M. Carver,¹⁴⁴ D. Curry,¹⁴⁴ S. Das,¹⁴⁴ R. D. Field,¹⁴⁴ I. K. Furic,¹⁴⁴ J. Konigsberg,¹⁴⁴ A. Korytov,¹⁴⁴
J. F. Low,¹⁴⁴ P. Ma,¹⁴⁴ K. Matchev,¹⁴⁴ H. Mei,¹⁴⁴ G. Mitselmakher,¹⁴⁴ D. Rank,¹⁴⁴ L. Shchutska,¹⁴⁴ D. Sperka,¹⁴⁴
L. Thomas,¹⁴⁴ J. Wang,¹⁴⁴ S. Wang,¹⁴⁴ J. Yelton,¹⁴⁴ Y. R. Joshi,¹⁴⁵ S. Linn,¹⁴⁵ P. Markowitz,¹⁴⁵ G. Martinez,¹⁴⁵
J. L. Rodriguez,¹⁴⁵ A. Ackert,¹⁴⁶ J. R. Adams,¹⁴⁶ T. Adams,¹⁴⁶ A. Askew,¹⁴⁶ S. Bein,¹⁴⁶ B. Diamond,¹⁴⁶ S. Hagopian,¹⁴⁶
V. Hagopian,¹⁴⁶ K. F. Johnson,¹⁴⁶ A. Khatiwada,¹⁴⁶ H. Prosper,¹⁴⁶ A. Santra,¹⁴⁶ R. Yohay,¹⁴⁶ M. M. Baarmand,¹⁴⁷
V. Bhopatkar,¹⁴⁷ S. Colafranceschi,¹⁴⁷ M. Hohlmann,¹⁴⁷ D. Noonan,¹⁴⁷ T. Roy,¹⁴⁷ F. Yumiceva,¹⁴⁷ M. R. Adams,¹⁴⁸
L. Apanasevich,¹⁴⁸ D. Berry,¹⁴⁸ R. R. Betts,¹⁴⁸ I. Bucinskaite,¹⁴⁸ R. Cavanaugh,¹⁴⁸ O. Evdokimov,¹⁴⁸ L. Gauthier,¹⁴⁸
C. E. Gerber,¹⁴⁸ D. J. Hofman,¹⁴⁸ K. Jung,¹⁴⁸ P. Kurt,¹⁴⁸ C. O'Brien,¹⁴⁸ I. D. Sandoval Gonzalez,¹⁴⁸ P. Turner,¹⁴⁸
N. Varelas,¹⁴⁸ H. Wang,¹⁴⁸ Z. Wu,¹⁴⁸ M. Zakaria,¹⁴⁸ J. Zhang,¹⁴⁸ B. Bilki,^{149,ppp} W. Clarida,¹⁴⁹ K. Dilsiz,¹⁴⁹ S. Durgut,¹⁴⁹
R. P. Gandrajula,¹⁴⁹ M. Haytmyradov,¹⁴⁹ V. Khristenko,¹⁴⁹ J.-P. Merlo,¹⁴⁹ H. Mermerkaya,^{149,qqq} A. Mestvirishvili,¹⁴⁹
A. Moeller,¹⁴⁹ J. Nachtman,¹⁴⁹ H. Ogul,¹⁴⁹ Y. Onel,¹⁴⁹ F. Ozok,^{149,rrr} A. Penzo,¹⁴⁹ C. Snyder,¹⁴⁹ E. Tiras,¹⁴⁹ J. Wetzel,¹⁴⁹
K. Yi,¹⁴⁹ I. Anderson,¹⁵⁰ B. Blumenfeld,¹⁵⁰ A. Cocoros,¹⁵⁰ N. Eminizer,¹⁵⁰ D. Fehling,¹⁵⁰ L. Feng,¹⁵⁰ A. V. Gritsan,¹⁵⁰
P. Maksimovic,¹⁵⁰ C. Martin,¹⁵⁰ M. Osherson,¹⁵⁰ J. Roskes,¹⁵⁰ U. Sarica,¹⁵⁰ M. Swartz,¹⁵⁰ M. Xiao,¹⁵⁰ Y. Xin,¹⁵⁰ C. You,¹⁵⁰
A. Al-bataineh,¹⁵¹ P. Baringer,¹⁵¹ A. Bean,¹⁵¹ S. Boren,¹⁵¹ J. Bowen,¹⁵¹ C. Bruner,¹⁵¹ J. Castle,¹⁵¹ L. Forthomme,¹⁵¹
R. P. Kenny III,¹⁵¹ S. Khalil,¹⁵¹ A. Kropivnitskaya,¹⁵¹ D. Majumder,¹⁵¹ W. Mcbrayer,¹⁵¹ M. Murray,¹⁵¹ S. Sanders,¹⁵¹
R. Stringer,¹⁵¹ J. D. Tapia Takaki,¹⁵¹ Q. Wang,¹⁵¹ A. Ivanov,¹⁵² K. Kaadze,¹⁵² Y. Maravin,¹⁵² A. Mohammadi,¹⁵²
L. K. Saini,¹⁵² N. Skhirtladze,¹⁵² S. Toda,¹⁵² F. Rebassoo,¹⁵³ D. Wright,¹⁵³ C. Anelli,¹⁵⁴ A. Baden,¹⁵⁴ O. Baron,¹⁵⁴
A. Belloni,¹⁵⁴ B. Calvert,¹⁵⁴ S. C. Eno,¹⁵⁴ C. Ferraioli,¹⁵⁴ J. A. Gomez,¹⁵⁴ N. J. Hadley,¹⁵⁴ S. Jabeen,¹⁵⁴ R. G. Kellogg,¹⁵⁴
T. Kolberg,¹⁵⁴ J. Kunkle,¹⁵⁴ Y. Lu,¹⁵⁴ A. C. Mignerey,¹⁵⁴ F. Ricci-Tam,¹⁵⁴ Y. H. Shin,¹⁵⁴ A. Skuja,¹⁵⁴ M. B. Tonjes,¹⁵⁴
S. C. Tonwar,¹⁵⁴ D. Abercrombie,¹⁵⁵ B. Allen,¹⁵⁵ A. Apyan,¹⁵⁵ R. Barbieri,¹⁵⁵ A. Baty,¹⁵⁵ R. Bi,¹⁵⁵ K. Bierwagen,¹⁵⁵
S. Brandt,¹⁵⁵ W. Busza,¹⁵⁵ I. A. Cali,¹⁵⁵ Z. Demiragli,¹⁵⁵ L. Di Matteo,¹⁵⁵ G. Gomez Ceballos,¹⁵⁵ M. Goncharov,¹⁵⁵
D. Hsu,¹⁵⁵ Y. Iiyama,¹⁵⁵ G. M. Innocenti,¹⁵⁵ M. Klute,¹⁵⁵ D. Kovalskyi,¹⁵⁵ K. Krajczar,¹⁵⁵ Y. S. Lai,¹⁵⁵ Y.-J. Lee,¹⁵⁵
A. Levin,¹⁵⁵ P. D. Luckey,¹⁵⁵ B. Maier,¹⁵⁵ A. C. Marini,¹⁵⁵ C. Mcginn,¹⁵⁵ C. Mironov,¹⁵⁵ S. Narayanan,¹⁵⁵ X. Niu,¹⁵⁵

C. Paus,¹⁵⁵ C. Roland,¹⁵⁵ G. Roland,¹⁵⁵ J. Salfeld-Nebgen,¹⁵⁵ G. S. F. Stephans,¹⁵⁵ K. Sumorok,¹⁵⁵ K. Tatar,¹⁵⁵ M. Varma,¹⁵⁵ D. Velicanu,¹⁵⁵ J. Veverka,¹⁵⁵ J. Wang,¹⁵⁵ T. W. Wang,¹⁵⁵ B. Wyslouch,¹⁵⁵ M. Yang,¹⁵⁵ V. Zhukova,¹⁵⁵ A. C. Benvenuti,¹⁵⁶ R. M. Chatterjee,¹⁵⁶ A. Evans,¹⁵⁶ A. Finkel,¹⁵⁶ A. Gude,¹⁵⁶ P. Hansen,¹⁵⁶ S. Kalafut,¹⁵⁶ S. C. Kao,¹⁵⁶ Y. Kubota,¹⁵⁶ Z. Lesko,¹⁵⁶ J. Mans,¹⁵⁶ S. Nourbakhsh,¹⁵⁶ N. Ruckstuhl,¹⁵⁶ R. Rusack,¹⁵⁶ N. Tambe,¹⁵⁶ J. Turkewitz,¹⁵⁶ J. G. Acosta,¹⁵⁷ S. Oliveros,¹⁵⁷ E. Avdeeva,¹⁵⁸ R. Bartek,^{158,sss} K. Bloom,¹⁵⁸ D. R. Claes,¹⁵⁸ A. Dominguez,^{158,sss} C. Fangmeier,¹⁵⁸ R. Gonzalez Suarez,¹⁵⁸ R. Kamalieddin,¹⁵⁸ I. Kravchenko,¹⁵⁸ A. Malta Rodrigues,¹⁵⁸ F. Meier,¹⁵⁸ J. Monroy,¹⁵⁸ J. E. Siado,¹⁵⁸ G. R. Snow,¹⁵⁸ B. Stieger,¹⁵⁸ M. Alyari,¹⁵⁹ J. Dolen,¹⁵⁹ J. George,¹⁵⁹ A. Godshalk,¹⁵⁹ C. Harrington,¹⁵⁹ I. Iashvili,¹⁵⁹ J. Kaisen,¹⁵⁹ A. Kharchilava,¹⁵⁹ A. Kumar,¹⁵⁹ A. Parker,¹⁵⁹ S. Rappoccio,¹⁵⁹ B. Roozbahani,¹⁵⁹ G. Alverson,¹⁶⁰ E. Barberis,¹⁶⁰ A. Hortiangtham,¹⁶⁰ A. Massironi,¹⁶⁰ D. M. Morse,¹⁶⁰ D. Nash,¹⁶⁰ T. Orimoto,¹⁶⁰ R. Teixeira De Lima,¹⁶⁰ D. Trocino,¹⁶⁰ R.-J. Wang,¹⁶⁰ D. Wood,¹⁶⁰ S. Bhattacharya,¹⁶¹ O. Charaf,¹⁶¹ K. A. Hahn,¹⁶¹ A. Kubik,¹⁶¹ A. Kumar,¹⁶¹ N. Mucia,¹⁶¹ N. Odell,¹⁶¹ B. Pollack,¹⁶¹ M. H. Schmitt,¹⁶¹ K. Sung,¹⁶¹ M. Trovato,¹⁶¹ M. Velasco,¹⁶¹ N. Dev,¹⁶² M. Hildreth,¹⁶² K. Hurtado Anampa,¹⁶² C. Jessop,¹⁶² D. J. Karmgard,¹⁶² N. Kellams,¹⁶² K. Lannon,¹⁶² N. Marinelli,¹⁶² F. Meng,¹⁶² C. Mueller,¹⁶² Y. Musienko,^{162,ij} M. Planer,¹⁶² A. Reinsvold,¹⁶² R. Ruchti,¹⁶² G. Smith,¹⁶² S. Taroni,¹⁶² M. Wayne,¹⁶² M. Wolf,¹⁶² A. Woodard,¹⁶² J. Alimena,¹⁶³ L. Antonelli,¹⁶³ J. Brinson,¹⁶³ B. Bylisma,¹⁶³ L. S. Durkin,¹⁶³ S. Flowers,¹⁶³ B. Francis,¹⁶³ A. Hart,¹⁶³ C. Hill,¹⁶³ R. Hughes,¹⁶³ W. Ji,¹⁶³ B. Liu,¹⁶³ W. Luo,¹⁶³ D. Puigh,¹⁶³ B. L. Winer,¹⁶³ H. W. Wulsin,¹⁶³ S. Cooperstein,¹⁶⁴ O. Driga,¹⁶⁴ P. Elmer,¹⁶⁴ J. Hardenbrook,¹⁶⁴ P. Hebda,¹⁶⁴ D. Lange,¹⁶⁴ J. Luo,¹⁶⁴ D. Marlow,¹⁶⁴ J. Mc Donald,¹⁶⁴ T. Medvedeva,¹⁶⁴ K. Mei,¹⁶⁴ M. Mooney,¹⁶⁴ J. Olsen,¹⁶⁴ C. Palmer,¹⁶⁴ P. Piroué,¹⁶⁴ D. Stickland,¹⁶⁴ A. Svyatkovskiy,¹⁶⁴ C. Tully,¹⁶⁴ A. Zuranski,¹⁶⁴ S. Malik,¹⁶⁵ S. Norberg,¹⁶⁵ A. Barker,¹⁶⁶ V. E. Barnes,¹⁶⁶ S. Folgueras,¹⁶⁶ L. Gutay,¹⁶⁶ M. K. Jha,¹⁶⁶ M. Jones,¹⁶⁶ A. W. Jung,¹⁶⁶ D. H. Miller,¹⁶⁶ N. Neumeister,¹⁶⁶ J. F. Schulte,¹⁶⁶ X. Shi,¹⁶⁶ J. Sun,¹⁶⁶ F. Wang,¹⁶⁶ W. Xie,¹⁶⁶ N. Parashar,¹⁶⁷ J. Stupak,¹⁶⁷ A. Adair,¹⁶⁸ B. Akgun,¹⁶⁸ Z. Chen,¹⁶⁸ K. M. Ecklund,¹⁶⁸ F. J. M. Geurts,¹⁶⁸ M. Guilbaud,¹⁶⁸ W. Li,¹⁶⁸ B. Michlin,¹⁶⁸ M. Northup,¹⁶⁸ B. P. Padley,¹⁶⁸ R. Redjimi,¹⁶⁸ J. Roberts,¹⁶⁸ J. Rorie,¹⁶⁸ Z. Tu,¹⁶⁸ J. Zabel,¹⁶⁸ B. Betchart,¹⁶⁹ A. Bodek,¹⁶⁹ P. de Barbaro,¹⁶⁹ R. Demina,¹⁶⁹ Y. t. Duh,¹⁶⁹ T. Ferbel,¹⁶⁹ M. Galanti,¹⁶⁹ A. Garcia-Bellido,¹⁶⁹ J. Han,¹⁶⁹ O. Hindrichs,¹⁶⁹ A. Khukhunaishvili,¹⁶⁹ K. H. Lo,¹⁶⁹ P. Tan,¹⁶⁹ M. Verzetti,¹⁶⁹ A. Agapitos,¹⁷⁰ J. P. Chou,¹⁷⁰ E. Contreras-Campana,¹⁷⁰ Y. Gershtein,¹⁷⁰ T. A. Gómez Espinosa,¹⁷⁰ E. Halkiadakis,¹⁷⁰ M. Heindl,¹⁷⁰ D. Hidas,¹⁷⁰ E. Hughes,¹⁷⁰ S. Kaplan,¹⁷⁰ R. Kunnawalkam Elayavalli,¹⁷⁰ S. Kyriacou,¹⁷⁰ A. Lath,¹⁷⁰ K. Nash,¹⁷⁰ H. Saka,¹⁷⁰ S. Salur,¹⁷⁰ S. Schnetzer,¹⁷⁰ D. Sheffield,¹⁷⁰ S. Somalwar,¹⁷⁰ R. Stone,¹⁷⁰ S. Thomas,¹⁷⁰ P. Thomassen,¹⁷⁰ M. Walker,¹⁷⁰ A. G. Delannoy,¹⁷¹ M. Foerster,¹⁷¹ J. Heideman,¹⁷¹ G. Riley,¹⁷¹ K. Rose,¹⁷¹ S. Spanier,¹⁷¹ K. Thapa,¹⁷¹ O. Bouhali,^{172,ttt} A. Celik,¹⁷² M. Dalchenko,¹⁷² M. De Mattia,¹⁷² A. Delgado,¹⁷² S. Dildick,¹⁷² R. Eusebi,¹⁷² J. Gilmore,¹⁷² T. Huang,¹⁷² E. Juska,¹⁷² T. Kamon,^{172,uuu} R. Mueller,¹⁷² Y. Pakhotin,¹⁷² R. Patel,¹⁷² A. Perloff,¹⁷² L. Perniè,¹⁷² D. Rathjens,¹⁷² A. Rose,¹⁷² A. Safonov,¹⁷² A. Tatarinov,¹⁷² K. A. Ulmer,¹⁷² N. Akchurin,¹⁷³ C. Cowden,¹⁷³ J. Damgov,¹⁷³ F. De Guio,¹⁷³ C. Dragoiu,¹⁷³ P. R. Duderø,¹⁷³ J. Faulkner,¹⁷³ E. Garpinar,¹⁷³ S. Kunori,¹⁷³ K. Lamichhane,¹⁷³ S. W. Lee,¹⁷³ T. Libeiro,¹⁷³ T. Peltola,¹⁷³ S. Undleeb,¹⁷³ I. Volobouev,¹⁷³ Z. Wang,¹⁷³ S. Greene,¹⁷⁴ A. Gurrola,¹⁷⁴ R. Janjam,¹⁷⁴ W. Johns,¹⁷⁴ C. Maguire,¹⁷⁴ A. Melo,¹⁷⁴ H. Ni,¹⁷⁴ P. Sheldon,¹⁷⁴ S. Tuo,¹⁷⁴ J. Velkovska,¹⁷⁴ Q. Xu,¹⁷⁴ M. W. Arenton,¹⁷⁵ P. Barria,¹⁷⁵ B. Cox,¹⁷⁵ J. Goodell,¹⁷⁵ R. Hirosky,¹⁷⁵ A. Ledovskoy,¹⁷⁵ H. Li,¹⁷⁵ C. Neu,¹⁷⁵ T. Sinthuprasith,¹⁷⁵ X. Sun,¹⁷⁵ Y. Wang,¹⁷⁵ E. Wolfe,¹⁷⁵ F. Xia,¹⁷⁵ C. Clarke,¹⁷⁶ R. Harr,¹⁷⁶ P. E. Karchin,¹⁷⁶ J. Sturdy,¹⁷⁶ D. A. Belknap,¹⁷⁷ J. Buchanan,¹⁷⁷ C. Caillol,¹⁷⁷ S. Dasu,¹⁷⁷ L. Dodd,¹⁷⁷ S. Duric,¹⁷⁷ B. Gomer,¹⁷⁷ M. Grothe,¹⁷⁷ M. Herndon,¹⁷⁷ A. Hervé,¹⁷⁷ P. Klabbers,¹⁷⁷ A. Lanaro,¹⁷⁷ A. Levine,¹⁷⁷ K. Long,¹⁷⁷ R. Loveless,¹⁷⁷ I. Ojalvo,¹⁷⁷ T. Perry,¹⁷⁷ G. A. Pierro,¹⁷⁷ G. Polese,¹⁷⁷ T. Ruggles,¹⁷⁷ A. Savin,¹⁷⁷ N. Smith,¹⁷⁷ W. H. Smith,¹⁷⁷ D. Taylor,¹⁷⁷ and N. Woods¹⁷⁷

(CMS Collaboration)

¹*Yerevan Physics Institute, Yerevan, Armenia*²*Institut für Hochenergiephysik, Wien, Austria*³*Institute for Nuclear Problems, Minsk, Belarus*⁴*National Centre for Particle and High Energy Physics, Minsk, Belarus*⁵*Universiteit Antwerpen, Antwerpen, Belgium*⁶*Vrije Universiteit Brussel, Brussel, Belgium*⁷*Université Libre de Bruxelles, Bruxelles, Belgium*⁸*Ghent University, Ghent, Belgium*⁹*Université Catholique de Louvain, Louvain-la-Neuve, Belgium*

- ¹⁰*Université de Mons, Mons, Belgium*
- ¹¹*Centro Brasileiro de Pesquisas Físicas, Rio de Janeiro, Brazil*
- ¹²*Universidade do Estado do Rio de Janeiro, Rio de Janeiro, Brazil*
- ^{13a}*Universidade Estadual Paulista, São Paulo, Brazil*
- ^{13b}*Universidade Federal do ABC, São Paulo, Brazil*
- ¹⁴*Institute for Nuclear Research and Nuclear Energy, Sofia, Bulgaria*
- ¹⁵*University of Sofia, Sofia, Bulgaria*
- ¹⁶*Beihang University, Beijing, China*
- ¹⁷*Institute of High Energy Physics, Beijing, China*
- ¹⁸*State Key Laboratory of Nuclear Physics and Technology, Peking University, Beijing, China*
- ¹⁹*Universidad de Los Andes, Bogota, Colombia*
- ²⁰*University of Split, Faculty of Electrical Engineering, Mechanical Engineering and Naval Architecture, Split, Croatia*
- ²¹*University of Split, Faculty of Science, Split, Croatia*
- ²²*Institute Rudjer Boskovic, Zagreb, Croatia*
- ²³*University of Cyprus, Nicosia, Cyprus*
- ²⁴*Charles University, Prague, Czech Republic*
- ²⁵*Universidad San Francisco de Quito, Quito, Ecuador*
- ²⁶*Academy of Scientific Research and Technology of the Arab Republic of Egypt, Egyptian Network of High Energy Physics, Cairo, Egypt*
- ²⁷*National Institute of Chemical Physics and Biophysics, Tallinn, Estonia*
- ²⁸*Department of Physics, University of Helsinki, Helsinki, Finland*
- ²⁹*Helsinki Institute of Physics, Helsinki, Finland*
- ³⁰*Lappeenranta University of Technology, Lappeenranta, Finland*
- ³¹*IRFU, CEA, Université Paris-Saclay, Gif-sur-Yvette, France*
- ³²*Laboratoire Leprince-Ringuet, Ecole Polytechnique, IN2P3-CNRS, Palaiseau, France*
- ³³*Institut Pluridisciplinaire Hubert Curien (IPHC), Université de Strasbourg, CNRS-IN2P3, France*
- ³⁴*Centre de Calcul de l'Institut National de Physique Nucleaire et de Physique des Particules, CNRS/IN2P3, Villeurbanne, France*
- ³⁵*Université de Lyon, Université Claude Bernard Lyon 1, CNRS-IN2P3, Institut de Physique Nucléaire de Lyon, Villeurbanne, France*
- ³⁶*Georgian Technical University, Tbilisi, Georgia*
- ³⁷*Tbilisi State University, Tbilisi, Georgia*
- ³⁸*RWTH Aachen University, I. Physikalisches Institut, Aachen, Germany*
- ³⁹*RWTH Aachen University, III. Physikalisches Institut A, Aachen, Germany*
- ⁴⁰*RWTH Aachen University, III. Physikalisches Institut B, Aachen, Germany*
- ⁴¹*Deutsches Elektronen-Synchrotron, Hamburg, Germany*
- ⁴²*University of Hamburg, Hamburg, Germany*
- ⁴³*Institut für Experimentelle Kernphysik, Karlsruhe, Germany*
- ⁴⁴*Institute of Nuclear and Particle Physics (INPP), NCSR Demokritos, Aghia Paraskevi, Greece*
- ⁴⁵*National and Kapodistrian University of Athens, Athens, Greece*
- ⁴⁶*University of Ioánnina, Ioánnina, Greece*
- ⁴⁷*MTA-ELTE Lendület CMS Particle and Nuclear Physics Group, Eötvös Loránd University, Budapest, Hungary*
- ⁴⁸*Wigner Research Centre for Physics, Budapest, Hungary*
- ⁴⁹*Institute of Nuclear Research ATOMKI, Debrecen, Hungary*
- ⁵⁰*Institute of Physics, University of Debrecen*
- ⁵¹*National Institute of Science Education and Research, Bhubaneswar, India*
- ⁵²*Panjab University, Chandigarh, India*
- ⁵³*University of Delhi, Delhi, India*
- ⁵⁴*Saha Institute of Nuclear Physics, Kolkata, India*
- ⁵⁵*Indian Institute of Technology Madras, Madras, India*
- ⁵⁶*Bhabha Atomic Research Centre, Mumbai, India*
- ⁵⁷*Tata Institute of Fundamental Research-A, Mumbai, India*
- ⁵⁸*Tata Institute of Fundamental Research-B, Mumbai, India*
- ⁵⁹*Indian Institute of Science Education and Research (IISER), Pune, India*
- ⁶⁰*Institute for Research in Fundamental Sciences (IPM), Tehran, Iran*
- ⁶¹*University College Dublin, Dublin, Ireland*
- ^{62a}*INFN Sezione di Bari, Bari, Italy*
- ^{62b}*Università di Bari, Bari, Italy*

- ^{62c}*Politecnico di Bari, Bari, Italy*
- ^{63a}*INFN Sezione di Bologna, Bologna, Italy*
- ^{63b}*Università di Bologna, Bologna, Italy*
- ^{64a}*INFN Sezione di Catania, Catania, Italy*
- ^{64b}*Università di Catania, Catania, Italy*
- ^{65a}*INFN Sezione di Firenze, Firenze, Italy*
- ^{65b}*Università di Firenze, Firenze, Italy*
- ⁶⁶*INFN Laboratori Nazionali di Frascati, Frascati, Italy*
- ^{67a}*INFN Sezione di Genova, Genova, Italy*
- ^{67b}*Università di Genova, Genova, Italy*
- ^{68a}*INFN Sezione di Milano-Bicocca, Milano, Italy*
- ^{68b}*Università di Milano-Bicocca, Milano, Italy*
- ^{69a}*INFN Sezione di Napoli, Roma, Italy*
- ^{69b}*Università di Napoli 'Federico II', Roma, Italy*
- ^{69c}*Università della Basilicata, Roma, Italy*
- ^{69c}*Università G. Marconi, Roma, Italy*
- ^{70a}*INFN Sezione di Padova, Trento, Italy*
- ^{70b}*Università di Padova, Trento, Italy*
- ^{70c}*Università di Trento, Trento, Italy*
- ^{71a}*INFN Sezione di Pavia, Pavia, Italy*
- ^{71b}*Università di Pavia, Pavia, Italy*
- ^{72a}*INFN Sezione di Perugia, Perugia, Italy*
- ^{72b}*Università di Perugia, Perugia, Italy*
- ^{73a}*INFN Sezione di Pisa, Pisa, Italy*
- ^{73b}*Università di Pisa, Pisa, Italy*
- ^{73c}*Scuola Normale Superiore di Pisa, Pisa, Italy*
- ^{74a}*INFN Sezione di Roma*
- ^{74b}*Università di Roma*
- ^{75a}*INFN Sezione di Torino, Novara, Italy*
- ^{75b}*Università di Torino, Novara, Italy*
- ^{75c}*Università del Piemonte Orientale, Novara, Italy*
- ^{76a}*INFN Sezione di Trieste, Trieste, Italy*
- ^{76b}*Università di Trieste, Trieste, Italy*
- ⁷⁷*Kyungpook National University, Daegu, Korea*
- ⁷⁸*Chonbuk National University, Jeonju, Korea*
- ⁷⁹*Chonnam National University, Institute for Universe and Elementary Particles, Kwangju, Korea*
- ⁸⁰*Hanyang University, Seoul, Korea*
- ⁸¹*Korea University, Seoul, Korea*
- ⁸²*Seoul National University, Seoul, Korea*
- ⁸³*University of Seoul, Seoul, Korea*
- ⁸⁴*Sungkyunkwan University, Suwon, Korea*
- ⁸⁵*Vilnius University, Vilnius, Lithuania*
- ⁸⁶*National Centre for Particle Physics, Universiti Malaya, Kuala Lumpur, Malaysia*
- ⁸⁷*Centro de Investigación y de Estudios Avanzados del IPN, Mexico City, Mexico*
- ⁸⁸*Universidad Iberoamericana, Mexico City, Mexico*
- ⁸⁹*Benemerita Universidad Autónoma de Puebla, Puebla, Mexico*
- ⁹⁰*Universidad Autónoma de San Luis Potosí, San Luis Potosí, Mexico*
- ⁹¹*University of Auckland, Auckland, New Zealand*
- ⁹²*University of Canterbury, Christchurch, New Zealand*
- ⁹³*National Centre for Physics, Quaid-I-Azam University, Islamabad, Pakistan*
- ⁹⁴*National Centre for Nuclear Research, Swierk, Poland*
- ⁹⁵*Institute of Experimental Physics, Faculty of Physics, University of Warsaw, Warsaw, Poland*
- ⁹⁶*Laboratório de Instrumentação e Física Experimental de Partículas, Lisboa, Portugal*
- ⁹⁷*Joint Institute for Nuclear Research, Dubna, Russia*
- ⁹⁸*Petersburg Nuclear Physics Institute, Gatchina (St. Petersburg), Russia*
- ⁹⁹*Institute for Nuclear Research, Moscow, Russia*
- ¹⁰⁰*Institute for Theoretical and Experimental Physics, Moscow, Russia*
- ¹⁰¹*Moscow Institute of Physics and Technology, Moscow, Russia*
- ¹⁰²*National Research Nuclear University 'Moscow Engineering Physics Institute' (MEPhI), Moscow, Russia*

- ¹⁰³*P. N. Lebedev Physical Institute, Moscow, Russia*
- ¹⁰⁴*Skobeltsyn Institute of Nuclear Physics, Lomonosov Moscow State University, Moscow, Russia*
- ¹⁰⁵*Novosibirsk State University (NSU), Novosibirsk, Russia*
- ¹⁰⁶*State Research Center of Russian Federation, Institute for High Energy Physics, Protvino, Russia*
- ¹⁰⁷*University of Belgrade, Faculty of Physics and Vinca Institute of Nuclear Sciences, Belgrade, Serbia*
- ¹⁰⁸*Centro de Investigaciones Energéticas Medioambientales y Tecnológicas (CIEMAT), Madrid, Spain*
- ¹⁰⁹*Universidad Autónoma de Madrid, Madrid, Spain*
- ¹¹⁰*Universidad de Oviedo, Oviedo, Spain*
- ¹¹¹*Instituto de Física de Cantabria (IFCA), CSIC-Universidad de Cantabria, Santander, Spain*
- ¹¹²*CERN, European Organization for Nuclear Research, Geneva, Switzerland*
- ¹¹³*Paul Scherrer Institut, Villigen, Switzerland*
- ¹¹⁴*Institute for Particle Physics, ETH Zurich, Zurich, Switzerland*
- ¹¹⁵*Universität Zürich, Zurich, Switzerland*
- ¹¹⁶*National Central University, Chung-Li, Taiwan*
- ¹¹⁷*National Taiwan University (NTU), Taipei, Taiwan*
- ¹¹⁸*Chulalongkorn University, Faculty of Science, Department of Physics, Bangkok, Thailand*
- ¹¹⁹*Cukurova University—Physics Department, Science and Art Faculty*
- ¹²⁰*Middle East Technical University, Physics Department, Ankara, Turkey*
- ¹²¹*Bogazici University, Istanbul, Turkey*
- ¹²²*Istanbul Technical University, Istanbul, Turkey*
- ¹²³*Institute for Scintillation Materials of National Academy of Science of Ukraine, Kharkov, Ukraine*
- ¹²⁴*National Scientific Center, Kharkov Institute of Physics and Technology, Kharkov, Ukraine*
- ¹²⁵*University of Bristol, Bristol, United Kingdom*
- ¹²⁶*Rutherford Appleton Laboratory, Didcot, United Kingdom*
- ¹²⁷*Imperial College, London, United Kingdom*
- ¹²⁸*Brunel University, Uxbridge, United Kingdom*
- ¹²⁹*Baylor University, Waco, USA*
- ¹³⁰*The University of Alabama, Tuscaloosa, USA*
- ¹³¹*Boston University, Boston, USA*
- ¹³²*Brown University, Providence, USA*
- ¹³³*University of California, Davis, Davis, USA*
- ¹³⁴*University of California, Los Angeles, USA*
- ¹³⁵*University of California, Riverside, Riverside, USA*
- ¹³⁶*University of California, San Diego, La Jolla, USA*
- ¹³⁷*University of California, Santa Barbara—Department of Physics, Santa Barbara, USA*
- ¹³⁸*California Institute of Technology, Pasadena, USA*
- ¹³⁹*Carnegie Mellon University, Pittsburgh, USA*
- ¹⁴⁰*University of Colorado Boulder, Boulder, USA*
- ¹⁴¹*Cornell University, Ithaca, USA*
- ¹⁴²*Fairfield University, Fairfield, USA*
- ¹⁴³*Fermi National Accelerator Laboratory, Batavia, USA*
- ¹⁴⁴*University of Florida, Gainesville, USA*
- ¹⁴⁵*Florida International University, Miami, USA*
- ¹⁴⁶*Florida State University, Tallahassee, USA*
- ¹⁴⁷*Florida Institute of Technology, Melbourne, USA*
- ¹⁴⁸*University of Illinois at Chicago (UIC), Chicago, USA*
- ¹⁴⁹*The University of Iowa, Iowa City, USA*
- ¹⁵⁰*Johns Hopkins University, Baltimore, USA*
- ¹⁵¹*The University of Kansas, Lawrence, USA*
- ¹⁵²*Kansas State University, Manhattan, USA*
- ¹⁵³*Lawrence Livermore National Laboratory, Livermore, USA*
- ¹⁵⁴*University of Maryland, College Park, USA*
- ¹⁵⁵*Massachusetts Institute of Technology, Cambridge, USA*
- ¹⁵⁶*University of Minnesota, Minneapolis, USA*
- ¹⁵⁷*University of Mississippi, Oxford, USA*
- ¹⁵⁸*University of Nebraska-Lincoln, Lincoln, USA*
- ¹⁵⁹*State University of New York at Buffalo, Buffalo, USA*
- ¹⁶⁰*Northeastern University, Boston, USA*
- ¹⁶¹*Northwestern University, Evanston, USA*
- ¹⁶²*University of Notre Dame, Notre Dame, USA*

- ¹⁶³*The Ohio State University, Columbus, USA*
¹⁶⁴*Princeton University, Princeton, USA*
¹⁶⁵*University of Puerto Rico, Mayaguez, USA*
¹⁶⁶*Purdue University, West Lafayette, USA*
¹⁶⁷*Purdue University Calumet, Hammond, USA*
¹⁶⁸*Rice University, Houston, USA*
¹⁶⁹*University of Rochester, Rochester, USA*
¹⁷⁰*Rutgers, The State University of New Jersey, Piscataway, USA*
¹⁷¹*University of Tennessee, Knoxville, USA*
¹⁷²*Texas A&M University, College Station, USA*
¹⁷³*Texas Tech University, Lubbock, USA*
¹⁷⁴*Vanderbilt University, Nashville, USA*
¹⁷⁵*University of Virginia, Charlottesville, USA*
¹⁷⁶*Wayne State University, Detroit, USA*
¹⁷⁷*University of Wisconsin—Madison, Madison, Wisconsin, USA*

^aDeceased.

^bAlso at Vienna University of Technology, Vienna, Austria.

^cAlso at State Key Laboratory of Nuclear Physics and Technology, Peking University, Beijing, China.

^dAlso at Institut Pluridisciplinaire Hubert Curien (IPHC), Université de Strasbourg, CNRS-IN2P3.

^eAlso at Universidade Estadual de Campinas, Campinas, Brazil.

^fAlso at Universidade Federal de Pelotas, Pelotas, Brazil.

^gAlso at Université Libre de Bruxelles, Bruxelles, Belgium.

^hAlso at Deutsches Elektronen-Synchrotron, Hamburg, Germany.

ⁱAlso at Joint Institute for Nuclear Research, Dubna, Russia.

^jAlso at Ain Shams University, Cairo, Egypt.

^kAlso at British University in Egypt, Cairo, Egypt.

^lAlso at Zewail City of Science and Technology, Zewail, Egypt.

^mAlso at Université de Haute Alsace, Mulhouse, France.

ⁿAlso at Skobeltsyn Institute of Nuclear Physics, Lomonosov Moscow State University, Moscow, Russia.

^oAlso at CERN, European Organization for Nuclear Research, Geneva, Switzerland.

^pAlso at RWTH Aachen University, III. Physikalisches Institut A, Aachen, Germany.

^qAlso at University of Hamburg, Hamburg, Germany.

^rAlso at Brandenburg University of Technology, Cottbus, Germany.

^sAlso at Institute of Nuclear Research ATOMKI, Debrecen, Hungary.

^tAlso at MTA-ELTE Lendület CMS Particle and Nuclear Physics Group, Eötvös Loránd University, Budapest, Hungary.

^uAlso at Institute of Physics, University of Debrecen.

^vAlso at Indian Institute of Science Education and Research, Bhopal, India.

^wAlso at Institute of Physics, Bhubaneswar, India.

^xAlso at University of Visva-Bharati, Santiniketan, India.

^yAlso at University of Ruhuna, Matara, Sri Lanka.

^zAlso at Isfahan University of Technology, Isfahan, Iran.

^{aa}Also at University of Tehran, Department of Engineering Science, Tehran, Iran.

^{bb}Also at Yazd University, Yazd, Iran.

^{cc}Also at Plasma Physics Research Center, Science and Research Branch, Islamic Azad University, Tehran, Iran.

^{dd}Also at Università degli Studi di Siena, Siena, Italy.

^{ee}Also at Purdue University, West Lafayette, USA.

^{ff}Also at International Islamic University of Malaysia, Kuala Lumpur, Malaysia.

^{gg}Also at Malaysian Nuclear Agency, MOSTI, Kajang, Malaysia.

^{hh}Also at Consejo Nacional de Ciencia y Tecnología, Mexico city, Mexico.

ⁱⁱAlso at Warsaw University of Technology, Institute of Electronic Systems, Warsaw, Poland.

^{jj}Also at Institute for Nuclear Research, Moscow, Russia.

^{kk}Also at National Research Nuclear University 'Moscow Engineering Physics Institute' (MEPhI), Moscow, Russia.

^{ll}Also at St. Petersburg State Polytechnical University, St. Petersburg, Russia.

^{mm}Also at University of Florida, Gainesville, USA.

ⁿⁿAlso at P. N. Lebedev Physical Institute, Moscow, Russia.

^{oo}Also at California Institute of Technology, Pasadena, USA.

^{pp}Also at Budker Institute of Nuclear Physics, Novosibirsk, Russia.

^{qq}Also at Faculty of Physics, University of Belgrade, Belgrade, Serbia.

^{rr}Also at INFN Sezione di Roma, Università di Roma, Roma, Italy.

- ^{ss} Also at University of Belgrade, Faculty of Physics and Vinca Institute of Nuclear Sciences, Belgrade, Serbia.
- ^{tt} Also at Scuola Normale e Sezione dell'INFN, Pisa, Italy.
- ^{uu} Also at National and Kapodistrian University of Athens, Athens, Greece.
- ^{vv} Also at Riga Technical University, Riga, Latvia.
- ^{ww} Also at Institute for Theoretical and Experimental Physics, Moscow, Russia.
- ^{xx} Also at Albert Einstein Center for Fundamental Physics, Bern, Switzerland.
- ^{yy} Also at Gaziosmanpasa University, Tokat, Turkey.
- ^{zz} Also at Adiyaman University, Adiyaman, Turkey.
- ^{aaa} Also at Istanbul Aydin University, Istanbul, Turkey.
- ^{bbb} Also at Mersin University, Mersin, Turkey.
- ^{ccc} Also at Cag University, Mersin, Turkey.
- ^{ddd} Also at Piri Reis University, Istanbul, Turkey.
- ^{eee} Also at Ozyegin University, Istanbul, Turkey.
- ^{fff} Also at Izmir Institute of Technology, Izmir, Turkey.
- ^{ggg} Also at Marmara University, Istanbul, Turkey.
- ^{hhh} Also at Kafkas University, Kars, Turkey.
- ⁱⁱⁱ Also at Istanbul Bilgi University, Istanbul, Turkey.
- ^{jjj} Also at Yildiz Technical University, Istanbul, Turkey.
- ^{kkk} Also at Hacettepe University, Ankara, Turkey.
- ^{lll} Also at Rutherford Appleton Laboratory, Didcot, United Kingdom.
- ^{mmm} Also at School of Physics and Astronomy, University of Southampton, Southampton, United Kingdom.
- ⁿⁿⁿ Also at Instituto de Astrofísica de Canarias, La Laguna, Spain.
- ^{ooo} Also at Utah Valley University, Orem, USA.
- ^{ppp} Also at Argonne National Laboratory, Argonne, USA.
- ^{qqq} Also at Erzincan University, Erzincan, Turkey.
- ^{rrr} Also at Mimar Sinan University, Istanbul, Istanbul, Turkey.
- ^{sss} Also at Catholic University of America.
- ^{ttt} Also at Texas A&M University at Qatar, Doha, Qatar.
- ^{uuu} Also at Kyungpook National University, Daegu, Korea.