

Pion structure function from leading neutron electroproduction and SU(2) flavor asymmetry

J. R. McKenney,^{1,2,3} Nobuo Sato,² W. Melnitchouk,² and Chueng-Ryong Ji¹

¹*North Carolina State University, Raleigh, North Carolina 27695, USA*

²*Jefferson Lab, Newport News, Virginia 23606, USA*

³*University of North Carolina, Chapel Hill, North Carolina 27599, USA*

(Received 15 December 2015; published 7 March 2016)

We examine the efficacy of pion exchange models to simultaneously describe leading neutron electroproduction at HERA and the $\bar{d} - \bar{u}$ flavor asymmetry in the proton. A detailed χ^2 analysis of the ZEUS and H1 cross sections, when combined with constraints on the pion flux from Drell-Yan data, allows regions of applicability of one-pion exchange to be delineated. The analysis disfavors several models of the pion flux used in the literature and yields an improved extraction of the pion structure function and its uncertainties at parton momentum fractions in the pion of $4 \times 10^{-4} \lesssim x_\pi \lesssim 0.05$ at a scale of $Q^2 = 10 \text{ GeV}^2$. Based on the fit results, we provide estimates for leading proton structure functions in upcoming tagged deep-inelastic scattering experiments at Jefferson Lab on the deuteron with forward protons.

DOI: [10.1103/PhysRevD.93.054011](https://doi.org/10.1103/PhysRevD.93.054011)

I. INTRODUCTION

The importance of pions in the structure and interactions of nucleons has been known since the discoveries of the neutron in the 1930s [1] and of the pion itself in the 1940s [2,3]. Long recognized to be the bosonic mediators of the long-range part of the nucleon-nucleon force, the role of pions in nuclear interactions has in recent decades been codified in the form of chiral effective theory, exploiting the approximate chiral symmetry properties of the fundamental QCD Lagrangian.

Despite the tremendous progress made in understanding the consequences of chiral symmetry breaking for nuclear and hadron phenomenology [4–6], many aspects of pion physics still remain elusive. Indeed, the pion presents itself as a dichotomy, with its simultaneous existence as the pseudo-Goldstone boson associated with chiral symmetry breaking in QCD, and as the lightest QCD bound state composed of quark and gluon (or parton) constituents [7]. The partonic nature of the pion is revealed most clearly in high-energy processes, which are most efficiently formulated on the light front; on the other hand, the description of low-energy chiral physics on the light front has historically been challenging and remains an important area of modern research [8,9].

From the purely phenomenological perspective, the study of the consequences of chiral symmetry breaking and the role of the pion has provided much insight into the structure of the nucleon, from the electromagnetic charge distribution of the neutron to the nuclear EMC effect (modification of nucleon properties in the nuclear medium). One of the most dramatic consequences of the nucleon's pion cloud has been in the flavor structure of the proton sea, with the finding of a large excess of \bar{d} quarks in

the proton over \bar{u} . First anticipated by Thomas [10] in the 1980s on the basis of the scaling properties of one-pion exchange in deep-inelastic scattering (DIS) [11], the empirical observation of a large $\bar{d} - \bar{u}$ asymmetry by the New Muon Collaboration [12] at CERN, and later even more conclusively by the E866 Collaboration [13] at Fermilab, firmly established the relevance of pions for understanding the partonic structure of the nucleon [14,15].

In the subsequent years, much successful phenomenology has been developed in applying pion cloud models to the nucleon's nonperturbative structure, although the connection with the underlying QCD theory has not always been manifest. The difficulty reflects the question of how to apply effective chiral theory techniques, which are formally grounded in the symmetries of QCD, to observables accessible at high energies, where the degrees of freedom are not those of the effective theories. Recently, however, progress in linking pionic effects in partonic observables directly with QCD has been made by considering the nonanalytic structure of matrix elements expanded in terms of the pion mass, m_π . In particular, in analogy with low-energy observables such as masses and magnetic moments, it was found that moments of parton distribution functions (PDFs) could be systematically expanded in powers of m_π^2 , with the coefficients of the leading nonanalytic terms given in terms of model-independent constants [16–20]. This enabled an unambiguous connection to be established between chiral symmetry breaking in QCD and the existence of an SU(2) flavor asymmetry in the proton [16].

Building on these earlier observations, more recent studies have sought to develop the phenomenology of nonperturbative parton distributions in the context of chiral effective theory, not just in terms of moments but also as a function of the parton momentum fraction x [21,22]. While

much of the attention has been focused on exploring the consequences of chiral symmetry breaking for the $\bar{d} - \bar{u}$ asymmetry in the proton, widely seen as the “smoking gun” signal of the pion cloud, a complementary effort to reveal the dynamics of pion exchange in high-energy processes has been the study of leading neutron production in semi-inclusive DIS on the proton. Here a forward moving neutron is produced in coincidence with the scattered lepton in the high-energy reaction $ep \rightarrow enX$, and several dedicated experiments at the ep collider HERA [23–25] have collected high-precision data on the spectrum of leading neutrons carrying a large fraction of the proton’s energy.

As well as identifying the characteristic features of pion exchange in the leading neutron production cross sections, the HERA data have also been analyzed in view of extracting the structure function of the exchanged pion in the small- x_π region [23,24,26–29]. Previous determinations of the PDFs in the pion based on fits to Drell-Yan and prompt photon production data from πN scattering experiments at CERN [30,31] and Fermilab [32] have typically been restricted to the high- x_π region ($x_\pi \gtrsim 0.2$). Analyses of the HERA leading neutron data have generally been able to extract the shape of the pion structure function F_2^π but have been unable to fix the normalization because of large uncertainties in the pion flux (or pion light-cone momentum distribution in the nucleon). Since the pionic contributions to the leading neutron cross sections depend on both the pion structure function and the pion probability in the proton, the HERA data by themselves have been insufficient to disentangle information on F_2^π independently of assumptions about the pion flux.

On the other hand, a systematic study of the assumptions about the pion distribution function has not yet been performed. The ZEUS analysis of its data [23] used as a baseline a Regge theory inspired model of the pion flux [33] but found a factor 2 difference in the normalization of F_2^π when compared with an additive quark model. Earlier, D’Alesio and Pirner [27] considered models of the pion distribution function in pp scattering using a traditional t -dependent πNN form factor, as well as a light-cone inspired form, with parameters fixed from inclusive neutron production data. Because the absorptive corrections in pp vs γ^*p scattering are expected to be different, however, it was argued [27] that this jeopardized the possibility of a reliable extraction of F_2^π to be made.

More recently, Kopeliovich *et al.* [28] used a Reggeized pion exchange model, supplemented by vector and axial vector mesons and absorption corrections, to study leading neutron spectra within a dipole approach. Assuming the ratio of the pion to proton structure functions to be proportional to the ratio of the number of quarks in the respective hadrons, N_q^π/N_q^p , the comparison with the HERA data suggested the extracted F_2^π would be somewhat sensitive to the precise value of N_q^π/N_q^p , as well as to the

coherence length parametrizing the absorptive corrections. The color dipole model for the virtual photon-pion cross section was also used recently by Carvalho *et al.* [29] to study gluon saturation effects at small x , using a range of πNN form factor models from the literature. In an alternative approach, de Florian and Sassot [34] formulated the one-pion exchange contributions to the leading neutron cross section in terms of fracture functions. While the fracture functions are more general constructs, in the pion model they can be computed as products of the pion flux and pion structure function.

In the present analysis, we wish to address the question of whether one can reduce the model dependence of F_2^π extracted from the HERA leading neutron data by using additional constraints from other observables that are sensitive to the pion flux. In particular, the data on the SU(2) flavor asymmetry $\bar{d} - \bar{u}$, particularly those from the E866 Drell-Yan experiment [13], provide the strongest indication of significant pion cloud effects in the nucleon. Because the E866 data are at relatively high x values compared with the HERA measurements, within the pion exchange framework they are sensitive to the pion PDFs at large x_π , where the PDFs are well determined from pion-nucleon Drell-Yan data [30–32]. The main variable in describing the $\bar{d} - \bar{u}$ asymmetry is therefore the pion distribution function in the nucleon.

In contrast, the HERA data are taken at very low x , $10^{-4} \lesssim x \lesssim 10^{-2}$, outside of the region where the pion PDFs have been constrained. Within the pion exchange framework, the same pion flux should be applicable for both observables, which should then reduce the uncertainty in the extracted F_2^π at small x . Surprisingly, a quantitative analysis of this type has never been performed. In this study we use methodology adopted from global PDF analysis [35,36] to simultaneously fit both the HERA leading neutron and E866 $\bar{d} - \bar{u}$ asymmetry data.

In Sec. II we begin by reviewing pion exchange models, summarizing the main results for pion distribution functions in the nucleon derived from chiral effective theory and discussing various regularization prescriptions that have been used in the literature for the hadronic πNN form factors. The regularization procedure constitutes the main model dependence in the calculation of the pion flux. In Sec. III we ask what constraints on the pion flux models can be obtained from the SU(2) flavor asymmetry of the sea observed in the E866 experiment. To this end we perform a χ^2 analysis for various pion distribution models and analyze whether any of the models can be excluded by the data. Since the flavor asymmetry is an inclusive observable, we consider also Δ isobar contributions in the pion-baryon dissociations, along with the nucleon.

The HERA leading neutron data are analyzed in Sec. IV. Rather than attempting to fit over the entire range of kinematics, we restrict the analysis to the small pion momentum region where one-pion exchange is expected

to be the dominant contribution. Since the calculations of the background processes are considerably more model dependent, the precise delineation of the pion dominated region is *a priori* unknown. Instead of introducing additional model dependence into the analysis, we will allow the data to select the kinematics where pion exchange is the relevant process. The main part of the analysis is the combined fit to the HERA and E866 data, over a large range of x and Q^2 values covered in the experiments. We discuss the impact of the E866 data on constraining models of the pion flux and the resulting model dependence of the extracted pion structure function at small x_π . Further constraints on F_2^π from upcoming tagged DIS experiments at Jefferson Lab at intermediate x_π values are discussed in Sec. V, where we illustrate how the new data may resolve some of the differences between our fits and extrapolations of existing pion PDFs into the low- x_π region. Finally, in Sec. VI we summarize our findings and suggest possible improvements in pion structure function analyses in the future.

II. PION EXCHANGE MODELS

In this section we review the computation of the pion light-cone momentum distributions in the nucleon (sometimes also referred to as the pion splitting functions), for both πN and $\pi\Delta$ fluctuations of the proton. After outlining the derivation of the distributions for the case of point particles within the framework of chiral effective theory, we then discuss various regularization prescriptions that have been used in the literature to regulate the ultraviolet divergences for the more realistic case when hadron structure is taken into account.

A. Pion light-cone momentum distributions

For the fluctuation of a proton (with four momentum p) to a positively charged pion (momentum k) and a neutron ($p - k$), illustrated by the “rainbow” diagram in Fig. 1(a), the $p \rightarrow n\pi^+$ splitting function derived from chiral effective theory is expressed as a sum of on-shell and δ -function pieces [21,22],

$$f_{\pi^+n}(y) = 2[f_N^{(\text{on})}(y) + f_N^{(\delta)}(y)], \quad (1)$$

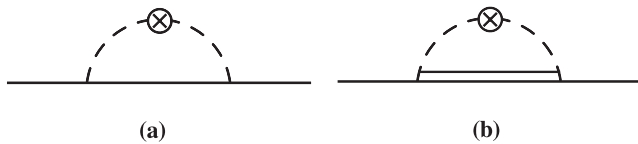


FIG. 1. Contributions to the pion distributions in the proton from the rainbow diagrams involving (a) a nucleon (solid lines) and (b) a Δ isobar (double solid line) in the intermediate state. The external operators couple to the virtual pions (dashed lines).

where $y = k^+/p^+$ is the fraction of the proton’s light-cone momentum carried by the pion and the “+” component of the four-vector is defined as $k^+ \equiv k^0 + k^z$. The on-shell contribution $f_N^{(\text{on})}$ corresponds to the region $y > 0$ and can be written as [10,37]

$$f_N^{(\text{on})}(y) = \frac{g_A^2 M^2}{(4\pi f_\pi)^2} \int dk_\perp^2 \frac{y(k_\perp^2 + y^2 M^2)}{(1-y)^2 D_{\pi N}^2}, \quad (2)$$

where M is the nucleon mass, $g_A = 1.267$ is the axial charge, $f_\pi = 93$ MeV is the pion decay constant, and

$$D_{\pi N} \equiv t - m_\pi^2 = -\frac{1}{1-y} [k_\perp^2 + y^2 M^2 + (1-y)m_\pi^2] \quad (3)$$

for an on-shell nucleon intermediate state, with the pion virtuality $t \equiv k^2 = -(k_\perp^2 + y^2 M^2)/(1-y)$. The second term in Eq. (1), $f_N^{(\delta)}$, arises from off-shell nucleon contributions and is proportional to $\delta(y)$. The significance of this term has been discussed [38] with respect to the model-independent nonanalytic structure of the vertex renormalization constant as a function of the pion mass. One may regard this nonanalytic function of m_π^2 as the first principles constraint on the infrared behavior of the chiral effective theory consistent with the chiral symmetry of QCD. In scattering processes this term contributes only at $x = 0$ and is therefore relevant only for the lowest moment of the parton distribution. In this work we will be analyzing data at nonzero values of x , at which $f_N^{(\delta)}$ will play no direct role.

Note that the factor 2 in Eq. (1) is an isospin factor specific to the $p \rightarrow n\pi^+$ fluctuation; the distribution for the fluctuation $p \rightarrow p\pi^0$ is related to that in Eq. (1) by $f_{\pi^+n}(y) = 2f_{\pi^0 p}(y)$. In writing the coefficient in front of the integration in Eq. (2), we have assumed the Goldberger-Treiman relation, $g_A/f_\pi = g_{\pi NN}/M$, where $g_{\pi NN}^2/4\pi \approx 13.7$ gives the strength of the πNN coupling [39].

In addition to the nucleon intermediate states, contributions from Δ baryons in Fig. 1(b) are known to play an important role in hadron structure. Within the same chiral effective theory framework, using an effective $\pi N\Delta$ interaction [22], the $p \rightarrow \Delta^0\pi^+$ splitting function can be written as a sum of three terms,

$$f_{\pi^+\Delta^0}(y) = f_\Delta^{(\text{on})}(y) + f_\Delta^{(\delta)}(y) + f_\Delta^{(\text{end-pt})}(y). \quad (4)$$

The on-shell piece $f_\Delta^{(\text{on})}$, corresponding to the Δ pole, is given for $0 < y < 1$ by

$$f_\Delta^{(\text{on})}(y) = C_\Delta \int dk_\perp^2 \frac{y(\overline{M}^2 - m_\pi^2)}{(1-y)D_{\pi\Delta}^2} [(\overline{M}^2 - m_\pi^2)(\Delta^2 - m_\pi^2) - [3(\Delta^2 - m_\pi^2) + 4MM_\Delta]D_{\pi\Delta}], \quad (5)$$

where

$$D_{\pi\Delta} \equiv t - m_\pi^2 = -\frac{1}{1-y} [k_\perp^2 - y(1-y)M^2 + yM_\Delta^2 + (1-y)m_\pi^2] \quad (6)$$

for an on-shell Δ intermediate state of mass M_Δ , with $\bar{M} \equiv M_\Delta + M$ and $\Delta \equiv M_\Delta - M$. The pion virtuality here is given by $t \equiv k^2 = -(k_\perp^2 - y(1-y)M^2 + yM_\Delta^2)/(1-y)$. The coefficient $C_\Delta = g_{\pi N\Delta}^2/[(4\pi)^2 18M_\Delta^2]$ contains the $\pi N\Delta$ coupling constant, which is given from SU(6) symmetry by $g_{\pi N\Delta} = (3\sqrt{2}/5)g_A/f_\pi \approx 11.8 \text{ GeV}^{-1}$ [40]. For the other charge channels in the $p \rightarrow \Delta\pi$ dissociation, the splitting functions are related by $2f_{\pi^-\Delta^{++}} = 3f_{\pi^0\Delta^+} = 6f_{\pi^+\Delta^0}$.

Note that the on-shell contribution in Eq. (5) differs from the ‘‘Sullivan’’ form often used in the literature [14,16,40,41], which is obtained by taking the Δ -pole contribution, $D_{\pi\Delta} \rightarrow M_\Delta^2$. In particular, it has a higher power of k_\perp [k_\perp^6 compared with k_\perp^2 in Eq. (5)], which arises from the neglect of the end point contributions in the Sullivan process.

The other two terms in Eq. (4), $f_\Delta^{(\delta)}$ and $f_\Delta^{(\text{end-pt})}$, correspond to a δ -function contribution at $y = 0$ and an end point contribution proportional to a δ -function at $y = 1$, respectively. Typically the latter term will be suppressed in the presence of a form factor regulator, which we discuss in the next section.

Finally, for reference we also define the average multiplicities of pions for the πN and $\pi\Delta$ dissociations, summed over all charge states,

$$\langle n \rangle_{\pi N} = 3 \int_0^1 dy f_N^{(\text{on})}(y), \quad (7a)$$

$$\langle n \rangle_{\pi\Delta} = 6 \int_0^1 dy f_\Delta^{(\text{on})}(y). \quad (7b)$$

These will be useful for comparing the relative magnitudes of the various models with respect to the shape of the respective form factor regulators.

B. Regularization prescriptions

From the on-shell nucleon and Δ splitting functions in Eqs. (2) and (5), it is evident that integration over contributions from large k_\perp will introduce logarithmic divergences in the pointlike theory, which must be regularized in order to obtain finite results. Since the nucleon is not pointlike but has a finite spatial extent of $\mathcal{O}(1 \text{ fm})$, this introduces an additional scale into the effective theory, along with the chiral symmetry breaking scale [42]. The precise way that the finite range of the nucleon is implemented in order to regularize the ultraviolet divergences depends on the prescription adopted [42,43], although any prescription must correctly incorporate the infrared behavior of pion loops which is model

independent. In practice the model dependence amounts to a choice of form factor $F(y, k_\perp^2)$ multiplying the integrands of Eqs. (2) and (5) which suppresses the large- k_\perp contributions.

The simplest way to regularize the integrals in the πN and $\pi\Delta$ splitting functions is to introduce an ultraviolet cutoff on the k_\perp integrations,

$$F = \Theta(\Lambda^2 - k_\perp^2) [k_\perp \text{cutoff}], \quad (8)$$

with Λ the cutoff parameter. Of course, a k_\perp cutoff breaks Lorentz invariance and in practice is used mainly for illustration purposes rather than as a realistic model for describing the momentum dependence at $k_\perp \gg 0$. Nevertheless, as the simplest regularization prescription, it can serve as a useful reference point with which to compare other calculations.

Regularization prescriptions that do satisfy Lorentz invariance, as well as chiral symmetry, include dimensional regularization and Pauli-Villars (PV) subtraction. For the latter, the divergence of the amplitude is removed by subtracting from the original integrand an amplitude with the physical pion mass replaced by a PV mass parameter [44]. Motivated by the PV regularization, we subtract from the pion propagator $1/D_{\pi N}$ in Eq. (2) a similar term with the pion mass replaced by a cutoff mass Λ , namely $1/D_{\pi N}^2 - 1/(t - \Lambda^2)^2$, and similarly for the $1/D_{\pi\Delta}^2$ term in Eq. (5). This regularization method differs from the usual prescription of introducing a form factor F to each of the meson-baryon vertices, resulting in multiplying the integrands in $f_N^{(\text{on})}$ and $f_\Delta^{(\text{on})}$ by $|F|^2$. In terms of the usual prescription with form factors, our PV-motivated regularization corresponds to introducing an effective form factor

$$F = \left[1 - \frac{(t - m_\pi^2)^2}{(t - \Lambda^2)^2} \right]^{1/2} [\text{Pauli-Villars}]. \quad (9)$$

Note, however, that the application of the Pauli-Villars regularization here is not unique, and other subtraction prescriptions are possible. For the $\pi\Delta$ case, an alternative procedure would be to write the second term in Eq. (5) as an overall $1/D_{\pi\Delta}$ and apply the subtraction on $1/D_{\pi\Delta}$ rather than on $1/D_{\pi\Delta}^2$. However, since our phenomenological analysis will involve fitting the Λ parameter to the data, it will make little difference which we employ, and in practice we choose the latter prescription as in Eq. (9).

A similar regularization prescription that is often adopted in the literature is to use a form factor that is a monopole in t ,

$$F = \left(\frac{\Lambda^2 - m_\pi^2}{\Lambda^2 - t} \right) [t\text{-dependent monopole}]. \quad (10)$$

Alternatively, a dipole form is sometimes also used, in which the form factor is given by the square of the expression in Eq. (10). A generalization of the monopole or dipole is an exponential form,

$$F = \exp[(t - m_\pi^2)/\Lambda^2] \quad [t\text{-dependent exponential}], \quad (11)$$

which is an effective sum over infinitely many multipoles. In practice, results for the dipole form factor are typically intermediate between those for the monopole and exponential, so using the latter two is sufficient to cover the range of possible behaviors.

As an alternative to the t -dependent form factors (9)–(11), a form that naturally arises in infinite momentum frame or light-front approaches is one in which the form factors are functions of the invariant mass squared of the intermediate πN system, $s \equiv (p + k)^2 = (k_\perp^2 + m_\pi^2)/y + (k_\perp^2 + M^2)/(1 - y)$, and similarly for the $\pi\Delta$ system with $M \rightarrow M_\Delta$. In this case a common form is an exponential function in s [45,46],

$$F = \exp[(M^2 - s)/\Lambda^2] \quad [s\text{-dependent exponential}], \quad (12)$$

although other s -dependent functional forms have also been used in the literature [40,47].

In addition to the s -dependent and t -dependent form factors, one may also consider u -dependent form factors [46] with $u \equiv (p - k)^2 = -(k_\perp^2 - y(1 - y)M^2 + ym_\pi^2)/y$ by crossing the pion virtuality to the intermediate baryon virtuality. However, the u -dependent form factors are not accessible to the on-shell contributions, $f_N^{(\text{on})}$ and $f_\Delta^{(\text{on})}$, in which the four-momentum of the intermediate baryon is fixed by the on-mass-shell condition.

In studies of inclusive neutron production in hadronic charge exchange reactions, such as $hp \rightarrow nX$ ($h = \pi$ or p), it was found that the exchange of Regge trajectories with pion quantum numbers played an important role at very

small values of y and finite t . Within Regge theory the pion trajectory is incorporated through an additional effective form factor [33]

$$F = y^{-\alpha_\pi(t)} \quad [\text{Bishari}], \quad (13)$$

where $\alpha_\pi(t) \approx \alpha'_\pi t$, with the Regge intercept $\alpha'_\pi \approx 1 \text{ GeV}^{-2}$. Once the intercept is fixed, there are no additional parameters in this model to be varied.

A generalization of the Regge model to include additional suppression at large t was considered by Kopeliovich *et al.* [28] in the guise of an exponential form factor $\sim \exp(R^2 t)$, with $R \approx 0.1 \text{ fm}$. This can be recast in a form that combines the Regge factor in Eq. (13) with the exponential form factor in Eq. (11),

$$F = y^{-\alpha_\pi(t)} \exp[(t - m_\pi^2)/\Lambda^2] \quad [\text{Regge exponential}], \quad (14)$$

with Λ a free parameter. We note again that in the application of each of these regularization prescriptions in the splitting functions, it is the square of the form factor, $|F(y, k_\perp^2)|^2$, that multiplies the integrands in $f_N^{(\text{on})}$ and $f_\Delta^{(\text{on})}$.

In Fig. 2 we illustrate the various on-shell splitting functions $f_N^{(\text{on})}$ for the models (8)–(14). For reference, each of the πN splitting functions is normalized to 0.1 when integrated over y from 0 to 1, which for the various models corresponds to Λ parameters of 0.68 [t monopole (10)], 0.86 [t exponential (11)], 1.48 [s exponential (12)], 0.26 [Pauli-Villars (9)], 1.61 [Regge exponential (14)], and 0.23 GeV [k_\perp^2 cutoff (8)]. For the Bishari model (13), which has no form factor parameter beyond the Regge intercept α'_π , the integrated value of $f_N^{(\text{on})}$ is ≈ 0.19 . To compare the shape of this distribution with other models, we normalize the splitting function to the 0.1 value for the other functions.

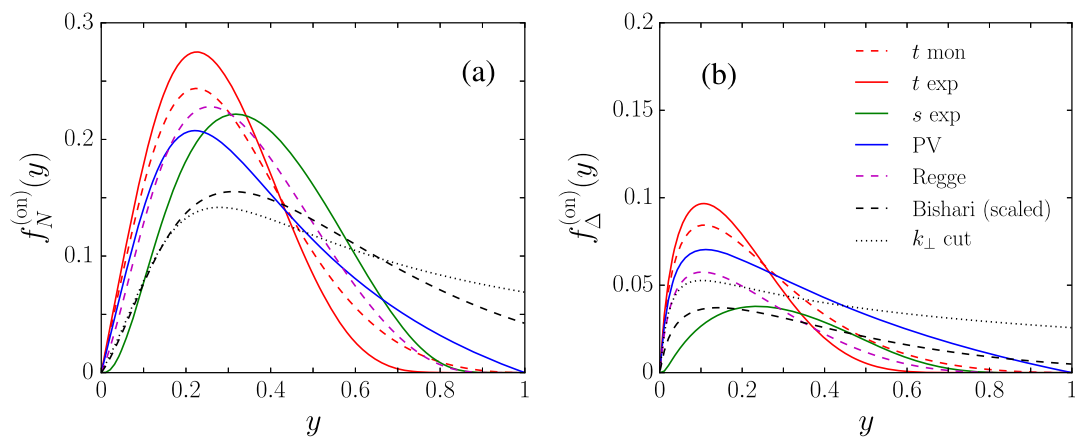


FIG. 2. On-shell πN and $\pi\Delta$ splitting functions (a) $f_N^{(\text{on})}(y)$ and (b) $f_\Delta^{(\text{on})}(y)$ for various regularization prescriptions. The πN functions are normalized arbitrarily to 0.1. The distribution with the Bishari form factor is scaled down by a factor 1.9 to coincide with the same normalization, and the $\pi\Delta$ distributions are computed for the same Λ values as the πN .

The πN splitting functions in most of the models typically have a similar shape, increasing from $y = 0$ to peak at $y \approx 0.2-0.3$. Generally, the distributions computed with the t -dependent form factors (monopole, exponential, Pauli-Villars, and Regge exponential) are peaked at the lower y values ($y \approx 0.2$), while the additional suppression at small y from the s -dependent form in Eq. (12) shifts the peak in the s -dependent exponential model to larger y ($y \approx 0.3$). Without a t - or s -dependent form factor suppression at large k_{\perp}^2 , the splitting function for the Bishari and k_{\perp} cutoff models remains finite at $y = 1$.

Similar features characterize the splitting functions for the Δ intermediate states. Because of the larger mass of the Δ baryon compared to the nucleon, the peaks in the $f_{\Delta}^{(\text{on})}$ functions are shifted to slightly smaller y values ($y \approx 0.1-0.2$). The biggest difference, however, is in the magnitude of the functions, which are $\approx 2-3$ times smaller than the nucleon $f_N^{(\text{on})}$ for the same values of the cutoff parameters.

In the remaining part of the paper, we will examine the efficacy of the pion exchange models described in this section in fitting the HERA leading neutron production data [23,24], and the compatibility of the results with the $\bar{d} - \bar{u}$ asymmetry extracted from the E866 Drell-Yan measurement [13].

III. CONSTRAINTS FROM SU(2) FLAVOR ASYMMETRY OF THE SEA

One of the most suggestive indirect indications of the important role played by the pion cloud of the nucleon is the nonzero SU(2) flavor asymmetry $\bar{d} - \bar{u}$ in the proton sea. The first evidence for a nonzero flavor asymmetry came from the observation by the New Muon Collaboration (NMC) of a violation of the Gottfried sum rule [12], which was extracted from the difference of proton and neutron F_2 structure functions over a large range of x . However, while the NMC result was the first accurate determination of the integrated value of $\bar{d} - \bar{u}$, extraction of its x dependence required assumptions about the shape of the valence quark PDFs which also contribute to F_2 . A direct determination of the x dependence of $\bar{d} - \bar{u}$ was achieved through measurement of proton-proton and proton-deuteron dimuon production cross sections in the Drell-Yan process $pp(d) \rightarrow \mu^+ \mu^- X$ at large values of the dimuon mass [48].

The E866 experiment at Fermilab measured the ratio σ^{pd}/σ^{pp} at high (projectile) proton momentum fractions x_1 and low target momentum fraction x_2 , where at leading order in the strong coupling constant α_s it is approximately given by [13]

$$\frac{\sigma^{pd}}{\sigma^{pp}} \approx \frac{1}{2} \left(1 + \frac{\bar{d}(x_2)}{\bar{u}(x_2)} \right), \quad [x_1 \gg x_2]. \quad (15)$$

The cross sections were measured for x_2 between 0.015 and 0.35, at an average dimuon mass squared of $Q^2 = 54 \text{ GeV}^2$, and the extracted \bar{d}/\bar{u} ratio was found to exceed 1.5 for $x_2 \approx 0.1 - 0.2$.

In this section we examine the constraints on the models of the pion cloud of the nucleon that can be inferred from a detailed analysis of the $\bar{d} - \bar{u}$ asymmetry in the proton. Within the effective chiral framework described in Sec. II, the contributions to the $\bar{d} - \bar{u}$ difference from the pion loop diagrams in Fig. 1 can be written as [22]

$$\bar{d} - \bar{u} = \left(f_{\pi^+ n} - \frac{2}{3} f_{\pi^- \Delta^{++}} \right) \otimes \bar{q}_v^{\pi}, \quad (16)$$

where $\bar{q}_v^{\pi} \equiv \bar{d}^{\pi^+} - d^{\pi^+} = \bar{u}^{\pi^-} - u^{\pi^-}$ is the valence quark PDF in the pion and the symbol “ \otimes ” denotes the convolution integral $f \otimes q = \int_0^1 dy \int_0^1 dz f(y) q(z) \delta(x - yz)$. The convolution in Eq. (16) follows from the crossing symmetry properties of the splitting functions $f(-y) = f(y)$ [49], and isospin symmetry relations have been assumed for the $\pi\Delta$ distributions. The contributions from neutral pions cancel in the asymmetry.

Note that, while the convolution expression in Eq. (16) includes only incoherent contributions from the exchange of pions, in phenomenological meson cloud models it can be extended to include also contributions from the exchange of heavier mesons, such as the ρ meson [28,46,47], and coherent effects. Such effects are expected to be relatively more important for large meson momenta, or equivalently shorter distances. On the other hand, the chiral effective theory formalism adopted here is strictly speaking applicable only to the lightest mesons appearing in the chiral theory and does not attempt to describe the exchange of heavier bosons. We therefore expect the incoherent exchange of pions to be mostly applicable at low pion light-cone momenta [50–52], such as at the low y values to which our analysis is restricted. Indeed, as we observe in Sec. IV below (see Figs. 6 and 7), the description of the data at larger y values within the one-pion exchange approximation deteriorates, providing *a posteriori* justification for confining the application of the convolution approach with incoherent addition of pions to the low momentum region.

Performing a χ^2 fit to the E866 data, the results for the various regularization prescriptions are compared in Fig. 3(a), with the best fit cutoff parameters and χ_{dof}^2 values summarized in Table I. For reference, we also list in Table I the values of the average multiplicities of pions for the πN and $\pi\Delta$ dissociations from Eqs. (7). The uncertainty bands around the central values for each of the models have been computed using standard Hessian error analysis, as described in Appendix A. For the valence antiquark distribution in the pion, we use the Sutton *et al.* (SMRS) parametrization [53] of the world’s data from πN Drell-Yan and prompt photon production, evaluated at the E866 average Q^2 of 54 GeV^2 . In all the fits the same cutoff

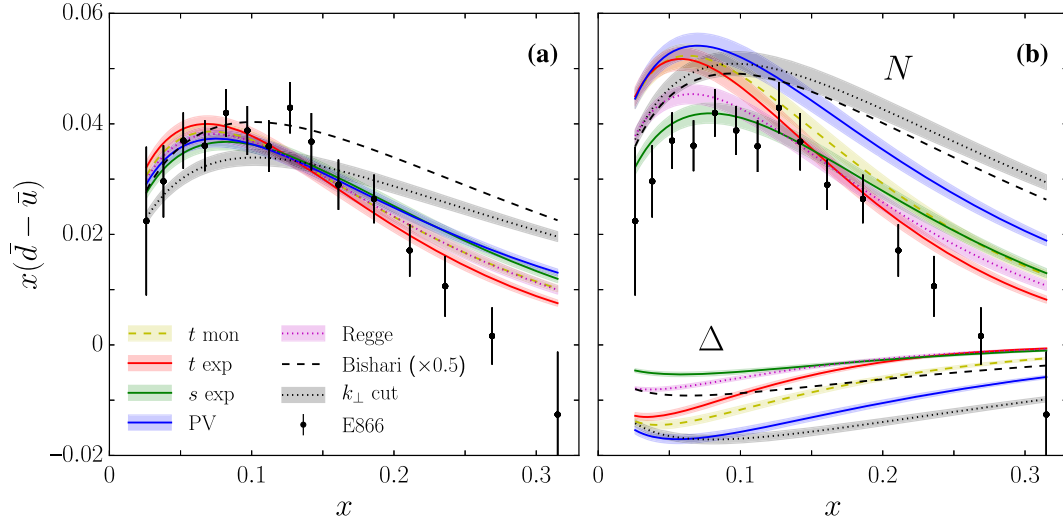


FIG. 3. Comparison of the flavor asymmetry $x(\bar{d} - \bar{u})$ for (a) pion model fits for various regularization prescriptions with the empirical asymmetry extracted from the E866 Drell-Yan experiment [13] and (b) the individual (positive) nucleon and (negative) Δ contributions to the asymmetry. The envelopes indicate the 68% confidence limits.

parameters have been taken for the πN and $\pi\Delta$ splitting functions, and the individual (positive) N and (negative) Δ contributions are shown in Fig. 3(b). Since the πN and $\pi\Delta$ dissociations contribute to the asymmetry with opposite signs, allowing these to vary independently leads to very large correlations, as different combinations of πN and $\pi\Delta$ cutoffs give essentially the same $\bar{d} - \bar{u}$ asymmetry. On the other hand, because the shapes of the $f_N^{(\text{on})}$ and $f_{\Delta}^{(\text{on})}$ functions are different (see Fig. 2), more precise data on $\bar{d} - \bar{u}$ as a function of x could in the future allow the N and Δ contributions to be constrained independently.

In the present fits, the values of $\langle n \rangle_{\pi N}$ range from 0.23 for the s -dependent form factor [Eq. (12)] to 0.31 for the Pauli-Villars regularization [Eq. (9)]. For the same values of the $\pi\Delta$ and πN cutoffs, the corresponding $\pi\Delta$ multiplicities $\langle n \rangle_{\pi\Delta}$ range from 0.06 to 0.21. The fits with the lowest χ^2_{dof} values are obtained with the t -dependent exponential regulator [Eq. (11)], although, with the exception of the Bishari [Eq. (13)] and k_{\perp} cutoff [Eq. (8)] regulators, each of

the models gives a reasonable overall description of the E866 data.

For the Bishari model, in which there is no form factor parameter other than the Regge intercept α'_{π} , the result in Fig. 3 represents a prediction rather than a fit. The predicted asymmetry is therefore about two times larger than the $\bar{d} - \bar{u}$ data (the calculation is scaled down in Fig. 3 by a factor 2 for clarity). Since the Bishari model was constructed to describe neutron production in hadronic reactions at low $|t|$, it is not surprising that when applied to a t -integrated quantity such as $\bar{d} - \bar{u}$, it would not give a good fit ($\chi^2_{\text{dof}} \approx 76$). Similarly, the χ^2 values for the sharp k_{\perp} cutoff regularization are significantly larger than those for all other fitted results ($\chi^2_{\text{dof}} > 3$). However, since this model has been used recently in the literature to study the chiral properties of pion loops [22,38], it is useful to include it here for reference.

Note that the biggest contributions to the χ^2 arise from the high- x data points, which have a steeper falloff than

TABLE I. Best fit values for the form factor cutoffs in the πN splitting function and the corresponding χ^2_{dof} determined from the comparison with the $\bar{d} - \bar{u}$ asymmetry extracted from the E866 Drell-Yan data [13]. The associated average multiplicities of pions for the πN and $\pi\Delta$ dissociations, summed over all charge states, are also given. For the pion PDFs the SMRS parametrization [53] is used (the results with the ASV parametrization [54] are listed in parentheses). For the Bishari model, the quantities with asterisks (*) are not fitted. The degree of compatibility is computed relative to the t -dependent exponential model (11)[†].

Model	Λ (GeV)	$\langle n \rangle_{\pi N}$	$\langle n \rangle_{\pi\Delta}$	χ^2_{dof}	DOC
t mon	0.68 (0.70)	0.30 (0.32)	0.18 (0.23)	1.4 (1.2)	60% (55%)
t exp	0.85 (0.88)	0.29 (0.31)	0.16 (0.17)	1.2 (1.1)	100% (100%) [†]
s exp	1.33 (1.36)	0.23 (0.24)	0.06 (0.07)	1.8 (1.3)	24% (19%)
Pauli-Villars	0.27 (0.27)	0.31 (0.33)	0.21 (0.23)	1.9 (1.5)	30% (23%)
Regge exp	1.32 (1.41)	0.25 (0.27)	0.10 (0.11)	1.4 (1.1)	54% (47%)
k_{\perp} cutoff	0.23 (0.24)	0.29 (0.31)	0.22 (0.23)	3.7 (3.2)	1% (0.5%)
Bishari	...	0.56*	0.23*	76 (67)	...

can be accommodated in any of the models. In fact, the models that are closer to the E866 data at large x ($x \gtrsim 0.2$) tend to be more on the high side compared with the data at lower x ($x \lesssim 0.05$), although all of the models are consistent with the low- x data to within 1σ . (The new SeaQuest experiment at Fermilab [55] will in the near future check the high- x behavior by measuring the \bar{d}/\bar{u} ratio up to $x \approx 0.45$.) If one were to fit only the points below $x \approx 0.2$, all of the models (apart from Bishari and k_{\perp} cutoff) would be essentially indistinguishable, with $\chi^2_{\text{dof}} < 1$ for each.

On the other hand, it is evident from Fig. 3(a) that in some cases, in both the small- x and large- x regions, the error bands on the model curves do not overlap. To quantify the extent to which the models are compatible among themselves, we employ a hypothesis test using standard t -statistics, as described in Appendix B. For the null hypothesis we take the t -dependent exponential model (best fit to the E866 data) and the k_{\perp} cutoff model as the alternative hypothesis (worst fit). The t -distributions of the pseudodata generated from several of the models (t -dependent exponential, PV, and k_{\perp} cutoff) are shown in Fig. 4 for illustration. The degree of compatibility (DOC) of each model with respect to the best fit model (t -dependent exponential) is shown in Table I. From the definition, the DOC for the t -dependent exponential model is 100%. The DOC values for the t -dependent monopole and Regge exponential models are $> 50\%$, while, not surprisingly, for the k_{\perp} cutoff (worst fit) model the DOC is 1%.

In the preceding analysis we have examined the sensitivity of the calculated $\bar{d} - \bar{u}$ asymmetry to the choice of model for the hadronic pion-nucleon form factor in the pion splitting functions $f_N^{(\text{on})}$ and $f_{\Delta}^{(\text{on})}$. While the pion PDFs at small x values have never been directly measured, in the valence quark region the πN Drell-Yan data [30–32] provide strong constraints on the x dependence of \bar{q}_v^{π} for $x \gtrsim 0.1$. Interestingly, the distributions at $x \rightarrow 1$ were

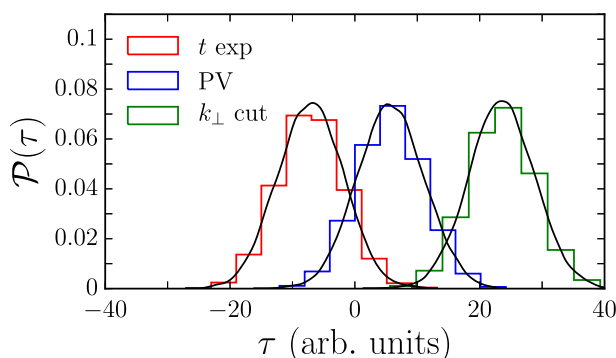


FIG. 4. Probability distributions $\mathcal{P}(\tau)$ for the t -statistic τ in Eq. (B1) for the t -dependent exponential (best fit, red), PV (blue), and k_{\perp} cutoff (worst fit, green) models. The units along the abscissa are arbitrary. The overlap between any two distributions defines the degree of compatibility between the models.

observed [32] to be more consistent with a $\sim(1-x)$ behavior [7,56,57] than with the $\sim(1-x)^2$ expectation from perturbative QCD [58] or model calculations using the Dyson-Schwinger equations (see Ref. [59]). The large- x behavior in the SMRS parametrization [53] was consistent with the $\sim(1-x)$ form indicated by the data.

Later, an analysis including next-to-leading order (NLO) corrections [60] found that the higher order effects soften the distributions, leading to a behavior that was intermediate between $(1-x)$ and $(1-x)^2$. More recently, Aicher *et al.* (ASV) [54] found that inclusion of threshold resummation at next-to-leading log accuracy produces valence distributions that behave approximately as $(1-x)^2$ at a low energy scale $Q_0 = 0.63$ GeV.

In order to assess the possible impact of the different $x \rightarrow 1$ behaviors of the valence pion PDF on the $\bar{d} - \bar{u}$ asymmetry, we repeat our analysis using the ASV parametrization [54], evolved from the low energy scale Q_0 to $Q^2 = 54$ GeV². The best fit results for the various models are listed in Table I and compared in Fig. 5 for the t -dependent exponential form factor (11) with the result using the SMRS parametrization. As expected, the result with the ASV distribution leads to a softer asymmetry, with slightly better agreement at large x but marginally worse at $x \lesssim 0.1$. The overall χ^2_{dof} values are slightly better for the ASV fit, mostly because the softer distribution allows a smaller asymmetry at $x \gtrsim 0.2$, as preferred by the E866 data, although the differences are not significant. (The correlation between the smaller distributions at high x and the larger values at low x simply reflects the normalization constraints on the valence pion PDF in the convolution in Eq. (16) that link its $x \rightarrow 0$ and $x \rightarrow 1$ behaviors). The new results for the flavor asymmetry from the SeaQuest experiment [55] at large x may provide further insights into these comparisons.

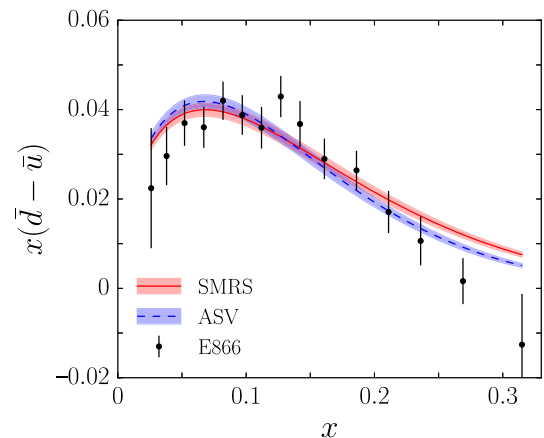


FIG. 5. Comparison of the pion model fits to the $\bar{d} - \bar{u}$ data from the E866 experiment [13] with the t -dependent exponential form factor (11) for the valence pion PDFs from the SMRS [53] and ASV [54] parametrizations.

IV. LEADING NEUTRON PRODUCTION AT HERA

Recently, the ZEUS [23] and H1 [24] collaborations at HERA measured the production of neutrons in the semi-inclusive process $ep \rightarrow enX$, with the leading neutron carrying a large fraction of the proton beam's momentum. Within the one-pion exchange framework, the data were analyzed with the aim of extracting the pion structure function F_2^π at small values of the pion's momentum fraction x_π ($x_\pi \gtrsim 10^{-4}$). The previous πN Drell-Yan measurements [32] of the pion PDFs extended down to $x_\pi \approx 0.2$, so that the sea quark PDFs in the pion were essentially unconstrained.

Of course, since the leading neutron cross section in pion-exchange models is a product of the pion structure function and the pion flux, the extracted F_2^π must depend to some extent on the input used for the latter [27,28]. The ZEUS analysis [23] indeed suggested strong dependence (up to a factor ~ 2) of F_2^π on the model of the pion flux adopted. Motivated by the Regge model descriptions of inclusive neutron spectra in $hp \rightarrow nX$ reactions, the ZEUS study [23] used the Bishari model (13) as a baseline for the analysis of the ep leading neutron data and contrasted this with a simple additive quark model based on constituent quark counting. In the more recent analysis by Kopeliovich *et al.* [28], the Regge theory-inspired exponential vertex function in Eq. (14) was employed, while the earlier work of D'Alesio and Pirner [27] considered the t -dependent exponential (11) and s -dependent (12) forms, as well as a nontraditional form factor extracted from Skyrme models of the NN force [61,62].

In the present analysis we build upon these earlier studies by systematically investigating the dependence of the fitted pion structure function on the models of the pion splitting function and whether the dependence can be reduced by imposing additional constraints from the E866 data. The combined analysis may provide insights into the applicability of specific functional forms, some of which may be more attuned to describing the disparate reactions than others. It is also known from previous studies [27,28,63,64] that rescattering and absorptive effects can play an important role in inclusive hadron production reactions. The effects of absorption are generally found to be stronger in pp scattering than in photon-induced reactions and decrease in magnitude with increasing photon virtualities. The absorptive corrections are smaller in DIS kinematics, contributing $\sim 10\%$ at low values of y . Furthermore, background contributions from other processes, such as the exchange of heavier mesons, become increasingly more important at larger y ($y \gg 0.1$) [28,46,47].

A. Leading neutron cross sections

At tree level the differential cross section for the production of leading neutrons (LN) in semi-inclusive ep scattering is given by

$$\frac{d^3\sigma^{\text{LN}}}{dx dQ^2 dy} = \mathcal{K} F_2^{\text{LN}(3)}(x, Q^2, y), \quad (17)$$

where the kinematic factor

$$\mathcal{K} = \frac{4\pi\alpha^2}{xQ^4} \left(1 - y_e + \frac{y_e^2}{2} \right), \quad (18)$$

and $y_e = q \cdot p / l \cdot p \approx Q^2 / xs$ is the lepton inelasticity. Here l and q are the incident lepton and virtual photon momenta, respectively, α is the electromagnetic fine structure constant, and $\sqrt{s} \sim 300$ GeV is the total ep HERA center of mass energy. In writing Eq. (17) we have also neglected possible contributions from rescattering and absorption. Because in the HERA experiments the scattering angle of the forward neutron is not measured, its transverse momentum $p_\perp^n \approx x_L E_p \theta_n$ must be integrated over, where E_p is the energy of the incident proton beam and $x_L = 1 - y$ is the light-cone momentum fraction of the proton carried by the neutron. The tagged neutron structure function $F_2^{\text{LN}(3)}$ is then given by the p_\perp^n -integrated differential structure function

$$F_2^{\text{LN}(3)}(x, Q^2, y) = \int dp_\perp^n F_2^{\text{LN}(4)}(x, Q^2, y, p_\perp^n). \quad (19)$$

In the pion-exchange model the magnitude of the transverse momentum of the leading neutron is equivalent to that of the exchanged pion, $p_\perp^n = k_\perp$, and the fully differential structure function $F_2^{\text{LN}(4)}$ can be written in the factorized form

$$F_2^{\text{LN}(4)}(x, Q^2, y, k_\perp) = 2f_N^{(\text{on})}(y, k_\perp) F_2^\pi(x_\pi, Q^2), \quad (20)$$

where $x_\pi = x/y$ is the fraction of momentum of the pion carried by the interacting parton, and the pion structure function has been assumed to be independent of k_\perp . The latter assumption allows the k_\perp -unintegrated pion flux to be related to the on-shell ($y > 0$) part of the splitting function in Eq. (2),

$$f_N^{(\text{on})}(y) = \int dk_\perp f_N^{(\text{on})}(y, k_\perp), \quad (21)$$

so that the tagged neutron structure function $F_2^{\text{LN}(3)}$ can be written

$$F_2^{\text{LN}(3)}(x, Q^2, y) = 2f_N^{(\text{on})}(y) F_2^\pi(x_\pi, Q^2). \quad (22)$$

The H1 experiment [24] measured $F_2^{\text{LN}(3)}$ over a large range of kinematics covering $1.5 \times 10^{-4} \leq x \leq 3 \times 10^{-2}$ and $6 \leq Q^2 \leq 100$ GeV² for average y values between

0.05 and 0.68, and $p_{\perp}^n < 0.2$ GeV. A similarly extensive range of kinematics was covered by the ZEUS data [23], for $1.1 \times 10^{-4} \leq x \leq 3.2 \times 10^{-2}$ from photoproduction up to $Q^2 \sim 10^3$ GeV², with $0 < y < 0.8$ and neutron scattering angle $\theta_n < 0.8$ mrad. The latter corresponds to a transverse momentum acceptance of $p_{\perp}^n < 0.656(1 - y)$ GeV. To reduce many of the correlated systematic errors, the ZEUS experiment measured the ratio r of leading neutron to inclusive cross sections in bins of width Δy ,

$$r(x, Q^2, y) = \frac{d^3 \sigma^{\text{LN}}/dx dQ^2 dy}{d^2 \sigma^{\text{inc}}/dx dQ^2} \Delta y, \quad (23)$$

where the corresponding inclusive cross section,

$$\frac{d^2 \sigma^{\text{inc}}}{dx dQ^2} = \mathcal{K} F_2^p(x, Q^2), \quad (24)$$

is expressed in terms of the proton structure function F_2^p . In the pion exchange model, r is then proportional to the ratio of the pion to proton structure functions, evaluated at x_{π} and x , respectively,

$$r(x, Q^2, y) = 2f_N^{(\text{on})}(y) \frac{F_2^{\pi}(x_{\pi}, Q^2)}{F_2^p(x, Q^2)} \Delta y. \quad (25)$$

Multiplying the r ratios by a fit to the inclusive F_2^p data, the ZEUS Collaboration was also able to reconstruct $F_2^{\text{LN}(3)}$ values for various bins of x , Q^2 , and y .

B. Optimizing sensitivity to one-pion exchange

While some dedicated analyses [28] have attempted to describe the HERA leading neutron spectra at all kinematics, our aim here will instead be to maximize the sensitivity to the basic one-pion exchange contribution, which has the most direct connection to the chiral effective theory. This can be achieved by restricting the analysis to regions where one-pion exchange is expected to be the dominant process, and contributions from other backgrounds are minimal. In practice, since the calculation of the backgrounds is significantly more model dependent, the exact choice of kinematics may be somewhat subjective. To determine in a more objective way the region of kinematics where the one-pion exchange is applicable, we perform a χ^2 analysis of the data as a function of the maximum value of y up to which the data are fitted. Although this reduces the total number of data points in the fit, the analysis of the more restrictive kinematic range should allow for a cleaner interpretation and extraction of the pion exchange parameters.

In performing the χ^2 fits to the ZEUS [23] and H1 [24] data, for each of the models of the pion flux discussed in Sec. II B we vary the cutoff parameter Λ in the form factor (with the exception of the Bishari model, which does not have a cutoff), as well as the pion structure function. For the

pion structure function parametrization at the input scale Q_0^2 , we use the form

$$F_2^{\pi}(x_{\pi}, Q_0^2) = N x_{\pi}^a (1 - x_{\pi})^b, \quad (26)$$

which should be sufficiently flexible for describing the small- x_{π} region. Since the HERA data are insensitive to the large- x_{π} behavior of F_2^{π} , we fix the parameter $b = 1$ [53]; the exact value of b does not affect the determination of the more relevant small- x_{π} parameters, namely, the exponent a and the normalization N . To allow for the Q^2 dependence of a , we use the simple *ansatz* [65]

$$a = a_0 + a_1 \eta, \quad (27)$$

where the Q^2 dependence is parametrized through the variable [65]

$$\eta = \log \left(\frac{\log Q^2 / \Lambda_{\text{QCD}}^2}{\log Q_0^2 / \Lambda_{\text{QCD}}^2} \right), \quad (28)$$

with $Q_0^2 = 1$ GeV² and $\Lambda_{\text{QCD}} = 0.4$ GeV. The η dependence of a effectively mocks up the Q^2 evolution of the sea quark distributions in the pion. The fits then involve a total of four parameters for each model of the pion flux. In principle one could also decompose F_2^{π} in a partonic representation and fit the individual valence and sea quark PDFs in the pion, in the context of a global QCD fit [53,66,67]. Although this is a worthwhile future pursuit, it is somewhat outside of the scope of the present analysis.

To illustrate the effects on the fits to the HERA data of the y cut, we show in Fig. 6 the ZEUS cross section ratio $r/\Delta y$ and the H1 $F_2^{\text{LN}(3)}$ structure function in two representative bins at fixed x and Q^2 values. For the ZEUS ratio r , we divide the calculated model $F_2^{\text{LN}(3)}$ by the proton structure function F_2^p computed from the NLO PDFs parametrized in the HERAPDF1.5 set [68]. Since the model with the t -dependent exponential form factor gave the best results for the E866 data comparison in Sec. III, we use this model here to illustrate the y_{cut} dependence. Other models give qualitatively similar results. While the low- y data can be described within the model reasonably well, fitting the cross sections at higher y values becomes increasingly difficult. This is not surprising, since contributions from processes other than one-pion exchange are known to become progressively more important with increasing y . Similar behavior is seen for the y -dependent spectra in other x and Q^2 bins. Note also that the ratio r for the ZEUS data decreases beyond $y \approx 0.3$, while $F_2^{\text{LN}(3)}$ from H1 keeps increasing with y (the relative factor of F_2^p between them is independent of y). The different behavior of these spectra reflects the different detector acceptances in the two experiments with relation to the neutron transverse momentum p_{\perp}^n . While H1 applied a y -independent cut on

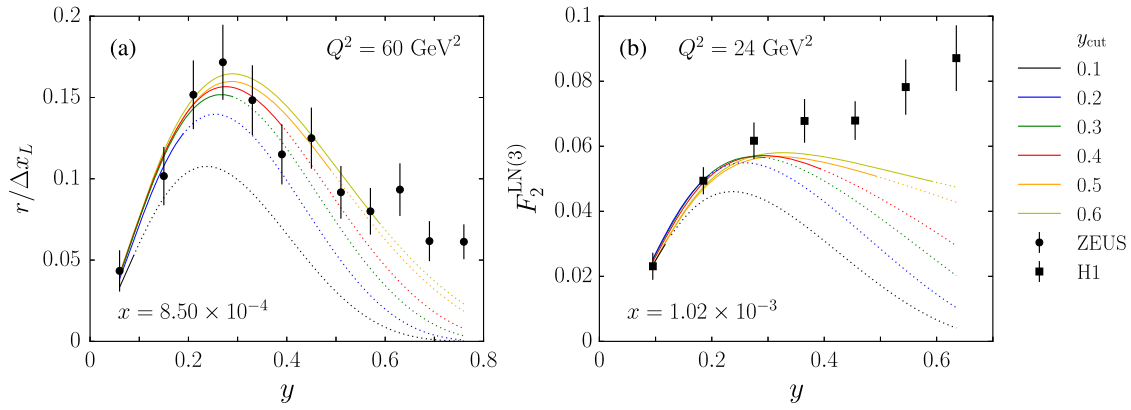


FIG. 6. Examples of y -dependent spectra of leading neutrons from (a) ZEUS $r/\Delta x_L$ data at $x = 8.5 \times 10^{-4}$ and $Q^2 = 60 \text{ GeV}^2$ and (b) H1 $F_2^{\text{LN}(3)}$ data at $x = 1.02 \times 10^{-3}$ and $Q^2 = 24 \text{ GeV}^2$. The curves represent simultaneous fits to ZEUS and H1 data at all available x and Q^2 values, for fixed maximum values of y from $y_{\text{cut}} = 0.1$ to 0.6 , using the t -dependent exponential form factor model (11). The dotted curves are extrapolations of the respective fits into the unconstrained regions above y_{cut} .

p_{\perp}^n , the ZEUS cut proportional to $1 - y$ suppresses contributions from larger y values.

Of course, in general we would like to maximize the y coverage included in the analysis in order to increase the statistics of the fit. For the smallest y cut, for instance, $y_{\text{cut}} = 0.1$, there is a total of 54 data points (25 from ZEUS and 29 from H1), while for $y_{\text{cut}} = 0.2$ the number of points doubles to 108. For $y_{\text{cut}} = 0.3$ the number of points increases to 187 (100 from ZEUS and 87 from H1), and at $y_{\text{cut}} = 0.4$ it reaches 266. Furthermore, increasing the value of y_{cut} allows one to maximize the range of x_{π} over which the pion structure function is constrained. At fixed x a smaller value of y_{cut} will restrict the sensitivity of the fit to small x_{π} values. For example, for the ZEUS data the lowest x bin extends to $x = 1.1 \times 10^{-4}$, so that a y_{cut} of ≈ 0.1 or 0.3 will allow one to reach down to $x_{\pi}^{\text{min}} \approx 1 \times 10^{-3}$ or 4×10^{-4} , respectively. In the case of the H1 data, for which the smallest x value is 2.24×10^{-4} , sensitivity to the pion structure function can be extended down to $x_{\pi}^{\text{min}} \approx 2 \times 10^{-3}$ and 7×10^{-4} for the same respective y_{cut} values.

To determine the sensitivity of the fit to different y cuts, we compute the χ^2 values for each of the models by fitting the ZEUS and H1 data over the respective ranges from $y = 0$ to y_{cut} . The χ_{dof}^2 profiles in Fig. 7(a) for the HERA fit indicate generally good fits for all models, with $\chi_{\text{dof}}^2 \lesssim 1$ up to $y_{\text{cut}} \approx 0.3$. In fact, all the models other than the Bishari (13) and Regge exponential (14) model give good χ_{dof}^2 values up to $y_{\text{cut}} \approx 0.5$, above which the fits rapidly deteriorate.

A closer inspection of the fitted parameters, however, reveals rather large correlations between the Λ values and the pion structure function parameters, especially for low y_{cut} . For example, there is a 36% correlation between Λ and the normalization N for $y_{\text{cut}} = 0.3$ and an even larger, 51% correlation for $y_{\text{cut}} = 0.2$. This suggests that, while

reasonable fits to the leading neutron cross sections can be obtained within most of the pion exchange models, meaningful extraction of pion structure function parameters from the HERA data alone is problematic. To determine the pion parameters unambiguously requires additional constraints beyond the leading neutron cross sections. An obvious candidate for an independent constraint is the $\bar{d} - \bar{u}$ asymmetry extracted from the E866 Drell-Yan data, discussed in Sec. III, which are sensitive to the Λ parameters in the pion distribution functions but insensitive to the pion structure function at low x . In the rest of this paper, we focus on the analysis of the combined set of ZEUS, H1, and E866 data.

C. Combined HERA and E866 analysis

With the inclusion of the E866 $\bar{d} - \bar{u}$ asymmetry data in the fits together with the HERA leading neutron cross sections, the correlations between the pion flux and pion structure function parameters decrease dramatically for all cutoff models. For the t -dependent exponential model (11), for instance, the correlations between the Λ and N parameters are reduced to between -8% to -16% over the range of cutoffs between $y_{\text{cut}} = 0.1$ and 0.4 . The resulting χ_{dof}^2 profiles for all the models are displayed in Fig. 7(b). In this case there is significantly greater discriminating power between the form factor models, with much stronger dependence of the fit results to the value of y_{cut} .

In particular, the s -dependent exponential (12), k_{\perp} cutoff (8), and Bishari (13) models all yield large $\chi_{\text{dof}}^2 \gtrsim 2$ for the entire range of y_{cut} values spanned. In fact, for the Bishari model the χ_{dof}^2 values are extremely large and off the vertical scale shown in Fig. 7. This merely reflects the absence of any Λ dependence in the pion flux and is consistent with the findings in Sec. III. For the k_{\perp} cutoff model, the large χ_{dof}^2 values are related to the fact that a

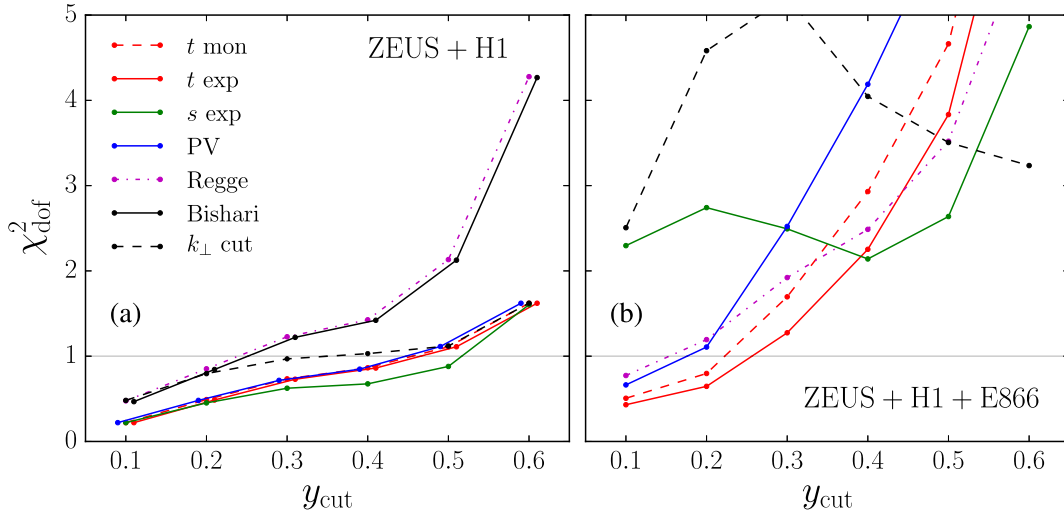


FIG. 7. Variation of χ^2_{dof} in various models with the maximum value y_{cut} used in the fit to the HERA leading neutron data, for (a) ZEUS [23] and H1 [24] data only and (b) the combined ZEUS, H1, and E866 [13] fit. The Bishari model in the latter is off the vertical scale.

sharp cutoff does not provide a realistic description of the data at $k_{\perp} \gg 0$.

Interestingly, the s -dependent exponential model, which gave reasonably good χ^2 values for the HERA data, has difficulty in describing the $\bar{d} - \bar{u}$ asymmetry, as was evident in Sec. III where a $\chi^2_{\text{dof}} \sim 2$ was also found for the fit to the E866 data alone (see Table I). The poor fit to the small- y HERA and E866 data can be attributed to the functional form of the s -dependent form factor in Eq. (12). In particular, at small values of y the πN invariant mass $s \sim k_{\perp}^2/y$ becomes increasingly large, rendering the form factor zero in the $y \rightarrow 0$ limit even for finite k_{\perp} . This gives rise to much stronger suppression at low y , which is already visible in the shapes of the splitting functions $f_N^{(\text{on})}$ in Fig. 2(a). A similar suppression would arise for u -dependent form factors (see Sec. II B), since $u \sim k_{\perp}^2/y$ at low y , if these were applied to splitting functions beyond the on-shell contributions discussed in this work. This suppression does not occur for the t -dependent form factors, on the other hand, which depend on the variable $t \sim -k_{\perp}^2/(1-y)$ at small y . Through the convolution formula (16), less strength at small y also translates into suppression of the calculated PDFs at small x values, which is also visible in Fig. 3 for the s -dependent model.

For the other models (namely, t -dependent exponential and monopole, Pauli-Villars, and Regge exponential), reasonable fits with $\chi^2_{\text{dof}} \lesssim 1$ are obtained for y_{cut} up to 0.2 and for the t -dependent exponential (11) [and to a lesser extent the t -dependent monopole (10)] model also at $y_{\text{cut}} = 0.3$. For larger y_{cut} values the χ^2_{dof} increases rapidly, and no model is able to give an adequate description of the combined data sets for $y_{\text{cut}} \gtrsim 0.4$.

The larger χ^2_{dof} values are in fact associated with increasing cutoffs Λ and correspondingly larger values of the pion multiplicities $\langle n \rangle_{\pi N}$, as Fig. 8 illustrates. For all

the models other than Bishari (for which the pion flux is independent of Λ and hence of y_{cut}), the pion multiplicities for $y_{\text{cut}} \lesssim 0.2$ are similar to the values $\langle n \rangle_{\pi N} \sim 0.3$ obtained in Sec. III from the $\bar{d} - \bar{u}$ constraints alone. For reference, the dotted horizontal lines in Fig. 8 at low y_{cut} represent the values of the cutoffs and pion multiplicities from the E866-only fits, as in Table I. Recall that for too large cutoffs, or multiplicities $\langle n \rangle_{\pi N} \gtrsim 0.5$, the probability of multipion exchanges becomes non-negligible, and the justification for restricting the calculation to one-pion exchange is more questionable [4,14].

Reasonable values of $\langle n \rangle_{\pi N}$ are still obtained, however, for $y_{\text{cut}} = 0.3$ for the t -dependent exponential and monopole, s -dependent, and Regge exponential models, although with the exception of the t -dependent exponential model all of these give somewhat larger $\chi^2_{\text{dof}} \gtrsim 2$. Taken together, the results for the χ^2_{dof} , Λ , and $\langle n \rangle_{\pi N}$ profiles point to the t -dependent exponential model (11) as the one best able to account for the combined ZEUS and H1 leading neutron data and the E866 $\bar{d} - \bar{u}$ asymmetry over the largest range of y .

Taking the t -dependent exponential model with $y_{\text{cut}} = 0.3$ as the optimal result of our fits, in Figs. 9 and 10 we show the spectra of leading neutrons from the ZEUS [23] and H1 [24] experiments, respectively. For the ZEUS data we convert the measured ratios r in Eq. (23) to an absolute cross section by multiplying the ratio by the inclusive proton F_2^p structure function, Eq. (25). The resulting structure function $F_2^{\text{LN}(3)}$ in Fig. 9 is plotted as a function of x at fixed Q^2 values from $Q^2 = 7$ to 1000 GeV^2 , for individual y bins at average values of $y = 0.06, 0.15, 0.21$, and 0.27 . Because the highest two Q^2 bins at $Q^2 = 480$ and 1000 GeV^2 contain only one x value, $x = 3.2 \times 10^{-4}$, we combine these data to show the structure function as a function of y . The comparison in Fig. 9 between the data

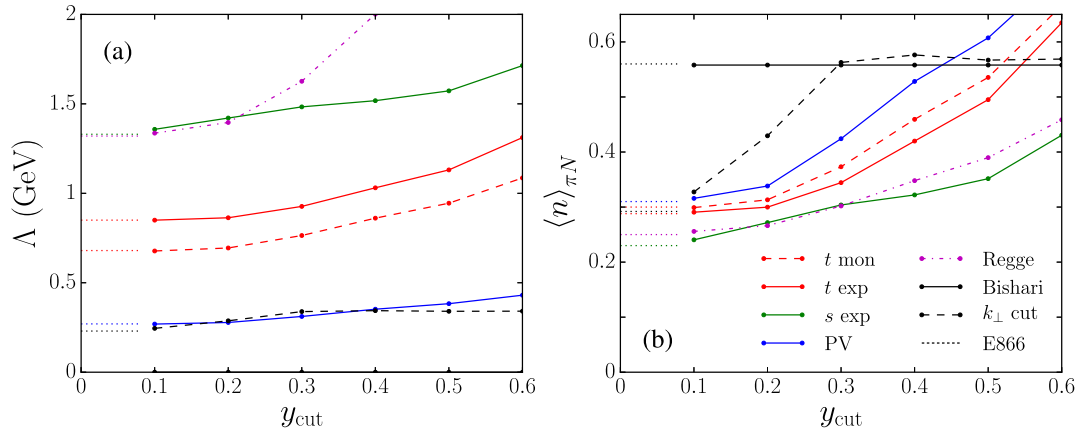


FIG. 8. Dependence on y_{cut} in the HERA data of the fitted values of (a) the form factor cutoffs Λ and (b) the pion multiplicities $\langle n \rangle_{\pi N}$ for various cutoff models, for the combined HERA and E866 fit. The dotted horizontal extensions at small y_{cut} denote the results from fits to the E866 data only.

and the fitted results shows very good agreement across all kinematics, with the slopes in x and y well reproduced. The errors on the data points shown include statistical and systematic uncertainties added in quadrature, including an

acceptance uncertainty of $\sim 5\%$ and a normalization error of 4% . For the lowest- y data points at $y = 0.06$, there is a large, $\sim 25\%$ systematic uncertainty from the energy scale uncertainty, which inflates the overall error at these points

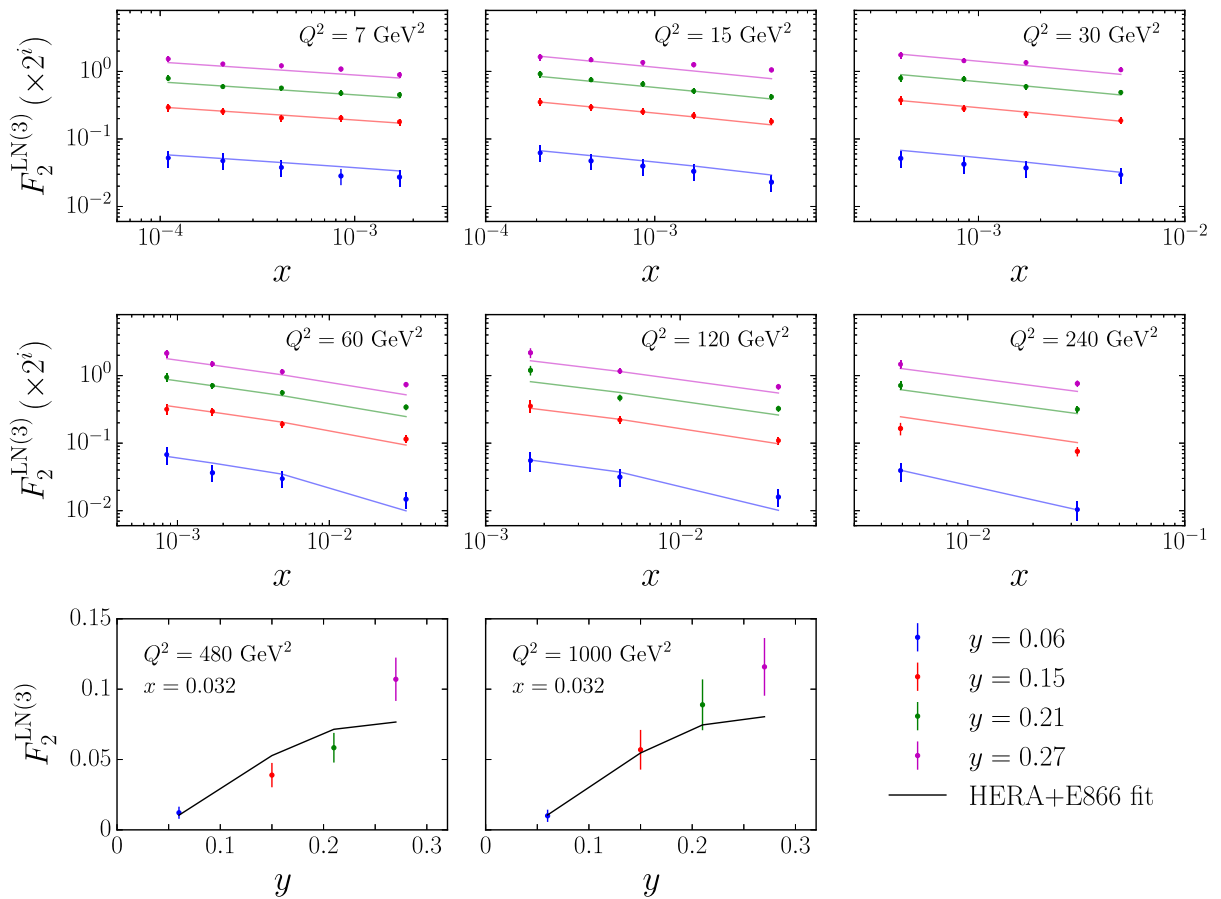


FIG. 9. Leading neutron structure function $F_2^{\text{LN}(3)}$ from ZEUS [23] as a function of x at fixed values of Q^2 and y . The panels at $Q^2 = 480$ and 1000 GeV^2 are shown as a function of y for fixed $x = 3.2 \times 10^{-2}$. The fitted results have been computed for the t -dependent exponential model (11) with $y_{\text{cut}} = 0.3$. For clarity, the values of $F_2^{\text{LN}(3)}$ in the first six panels (for $Q^2 \leq 240 \text{ GeV}^2$) have been offset by multiplying by a factor 2^i for $i = 0$ (for $y = 0.06$) to $i = 3$ (for $y = 0.27$).

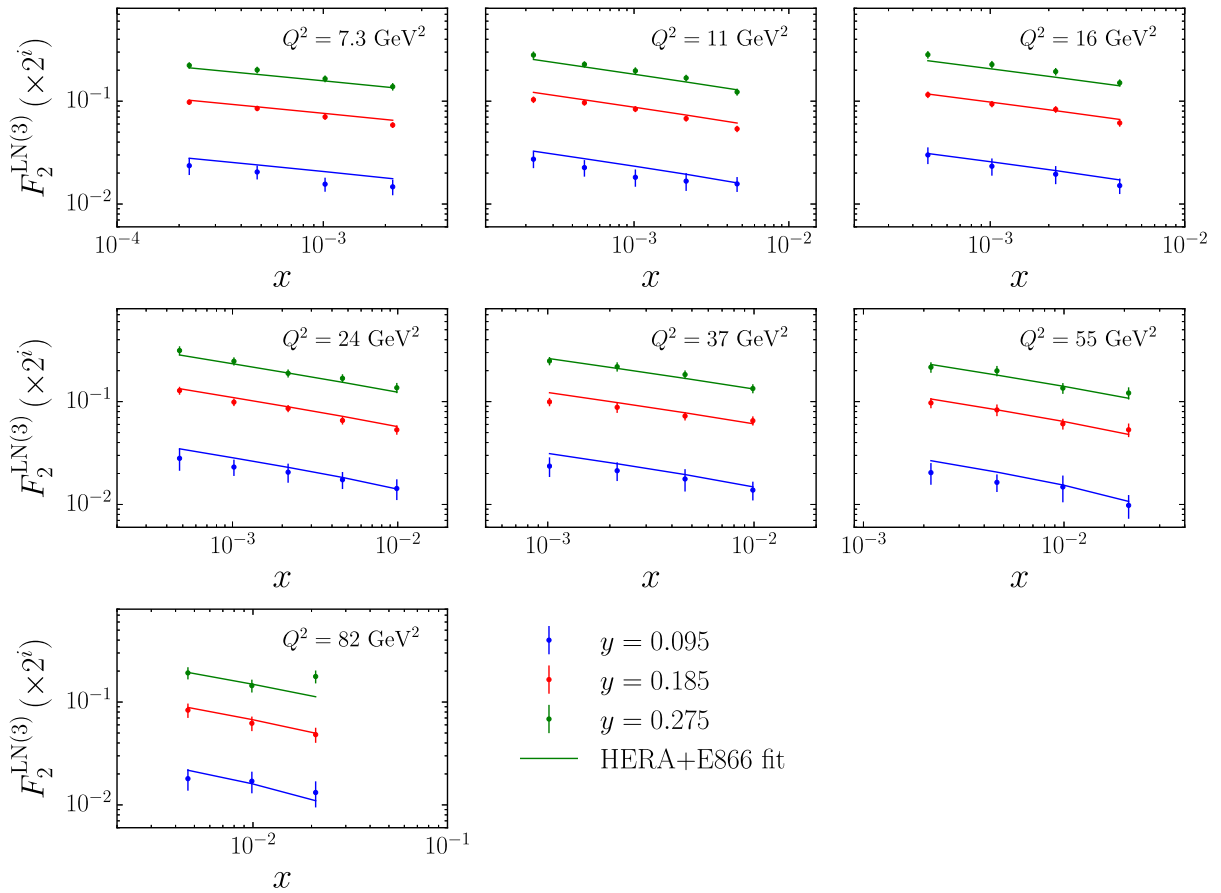


FIG. 10. Leading neutron structure function $F_2^{\text{LN}(3)}$ from H1 [24] as a function of x at fixed values of Q^2 and y . The fitted results have been computed for the t -dependent exponential model (11) of the pion flux with $y_{\text{cut}} = 0.3$. For clarity, the values of $F_2^{\text{LN}(3)}$ have been offset by multiplying by a factor 2^i for $i = 0$ (for $y = 0.095$) to $i = 3$ (for $y = 0.275$).

relative to the data at larger y . Uncertainties from the parametrization of the inclusive F_2^p structure function are smaller than the experimental errors on r and are not included.

Similarly good agreement with the measured leading neutron spectra is obtained for the H1 data [24] at average $y = 0.095$, 0.185 , and 0.275 in Fig. 10, in which the absolute $F_2^{\text{LN}(3)}$ structure function was obtained directly over a range of Q^2 between 7.3 and 82 GeV^2 . The H1 leading neutron data were collected during the 2006–2007 run and represent an integrated luminosity of 122 pb^{-1} , or about three times that of the ZEUS data in the DIS region. Consequently, the statistical uncertainties of the H1 data are smaller than those for the ZEUS leading neutron spectra. Note that in the calculations of the leading neutron structure functions the appropriate transverse momentum acceptance cuts of $k_{\perp}^2 < 0.43(1-y)^2$ GeV^2 and $k_{\perp}^2 < 0.04$ GeV^2 were applied for the ZEUS and H1 data, respectively.

We list in Table II the parameters fitted in the combined analysis, namely, the cutoffs Λ and F_2^{π} parameters N , a_0 , and a_1 , for our optimal fit, the t -dependent exponential model of the pion flux with $y_{\text{cut}} = 0.3$. For comparison we

also list the parameters for two comparable fits, for the t -dependent exponential and t -dependent monopole models with $y_{\text{cut}} = 0.2$. Also listed for reference are the pion multiplicities corresponding to the Λ values and the χ^2_{dof} for the fits.

For our optimal model from the fit to the combined HERA + E866 data sets, as a consistency check we show in Fig. 11 the resulting $\bar{d} - \bar{u}$ asymmetry compared with the E866 data. The quality of the fit is similar to the fit to the E866 data alone in Sec. III, as is also indicated by the similar values for the cutoffs Λ in Tables I and II, although the data at the largest x values ($x \gtrsim 0.2$) and at low x ($x \lesssim 0.05$) are slightly overestimated. For comparison we also plot the results of the fit with the t -dependent exponential model for $y_{\text{cut}} = 0.2$, which gives a similar cutoff to that in the E866-only fit in Table I ($\Lambda = 0.85$ GeV) and hence a slightly better fit to the E866 data. Overall, the comparison in Fig. 11 clearly demonstrates the consistency of the one-pion exchange description, and in particular the model of the pion flux with the t -dependent exponential form factor (11), of both the HERA leading neutron cross sections and the $\bar{d} - \bar{u}$ asymmetry.

TABLE II. Fit parameters from the combined ZEUS, H1, and E866 fit for the cutoff Λ and pion structure function parameters N , a_0 , and a_1 for several fits: our optimal fit for the t -dependent exponential model (11) with $y_{\text{cut}} = 0.3$ (shown in boldface) and comparable fits with $y_{\text{cut}} = 0.2$ for the t -dependent exponential and monopole models. For reference the corresponding values of the pion multiplicities $\langle n \rangle_{\pi N}$ are also given, as are the number of fitted points and χ^2_{dof} .

Model	t exp ($y_{\text{cut}} = 0.3$)	t exp ($y_{\text{cut}} = 0.2$)	t mon ($y_{\text{cut}} = 0.2$)
Λ (GeV)	0.927 ± 0.003	0.863 ± 0.004	0.694 ± 0.005
$\langle n \rangle_{\pi N}$	0.34	0.30	0.31
N	0.084 ± 0.009	0.083 ± 0.016	0.091 ± 0.016
a_0	-0.0033 ± 0.0123	-0.0074 ± 0.0207	-0.0047 ± 0.0208
a_1	-0.257 ± 0.015	-0.247 ± 0.016	-0.253 ± 0.014
χ^2_{dof}	1.27	0.65	0.80
# data points	202	123	123

D. Pion structure function at small x

Having systematically quantified the efficacy of the various pion exchange models in describing the HERA leading neutron and E866 $\bar{d} - \bar{u}$ asymmetry data, we can now assess whether and to what extent the combined analysis is able to unambiguously determine the x_π dependence of the pion structure function. Choosing the t -dependent exponential model for the πNN form factor (11) as the one best capable of giving a consistent description of the data over the largest range of kinematics, in Fig. 12(a) we illustrate the stability of the results for F_2^π with respect to the value of y_{cut} , at a fixed $Q^2 = 10 \text{ GeV}^2$. With the exception of the $y_{\text{cut}} = 0.1$ fit, the extracted F_2^π shows remarkable stability across all cuts up to the optimal $y_{\text{cut}} = 0.3$ and even beyond, over the entire range of $x_\pi \gtrsim 4 \times 10^{-4}$ constrained by the ZEUS and H1 data. Note that each of the curves is plotted for x_π down to different values of $x_\pi^{\text{min}} = x_{\text{min}}/y_{\text{cut}}$ because of the varying y_{cut} values in each fit.

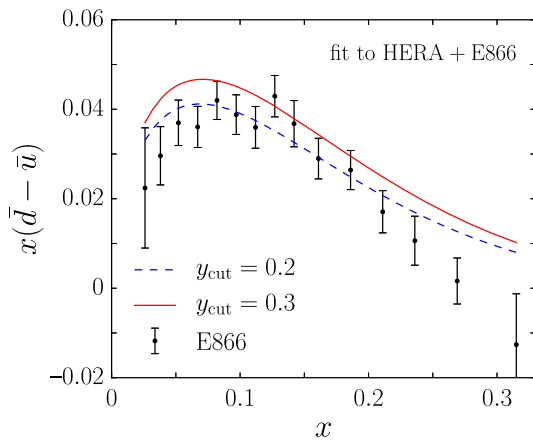


FIG. 11. Flavor asymmetry $x(\bar{d} - \bar{u})$ from the combined fit to the HERA leading neutron [23,24] and E866 Drell-Yan [13] data, for cuts on the HERA data of $y_{\text{cut}} = 0.2$ (blue dashed curve) and 0.3 (solid red curve).

Although the t -dependent exponential model gave the smallest χ^2_{dof} of all models in the combined fit, up to $y_{\text{cut}} = 0.4$ [see Fig. 7(b)], the dependence of the fitted F_2^π on the functional form of the πNN form factor is rather weak, as Fig. 12(b) illustrates for $y_{\text{cut}} = 0.3$. Interestingly, the best fit model gives the smallest F_2^π result, with the largest magnitude (some 20%–25% larger) found for the s -dependent exponential model (which also has a $\chi^2_{\text{dof}} \approx 2.5$).

On the other hand, for a given model the propagated fit errors from the analysis are rather small, as indicated by the band around the extracted F_2^π in Fig. 12(c) for the t -dependent exponential model with $y_{\text{cut}} = 0.3$. The PDF error is also generally substantially smaller than the difference between our fitted result for F_2^π and the values from the SMRS [53] and Glück *et al.* (GRS) [67] global PDF analyses, extrapolated to the small- x region of HERA kinematics. In particular, while our fitted F_2^π has a similar shape to the GRS parametrization, its magnitude is $\approx 30\%$ – 40% smaller at $x_\pi \approx 10^{-3} - 10^{-2}$. The magnitude is closer to the result from the SMRS parametrization at similar x_π values, but the latter shows considerably less variation with x_π .

Since prior to the HERA leading neutron experiment there were no data with any sensitivity to the small- x_π region, the SMRS fit to the πN Drell-Yan and prompt photon data considered three cases for the (unconstrained) pion sea, with 10%, 15%, and 20% of the pion's momentum carried by sea quarks and gluons at a scale of $Q^2 = 4 \text{ GeV}^2$. Comparing with the pion structure function constructed from the SMRS PDFs with the three different sea momentum fractions in Fig. 12(c), our results for the extracted F_2^π favor the 20% scenario for the sea at $x_\pi \approx 10^{-3}$ but are closer to the 10% scenario at $x_\pi \approx 10^{-2}$. At larger values of $x_\pi \gtrsim 10^{-2}$, our fit is less reliable, as it does not include the πN Drell-Yan and prompt photon constraints on the large- x_π region, at which our simple parametrization of F_2^π in Eq. (26) is no longer expected to be adequate. A more complete QCD-based analysis in terms of the pion valence, sea, and gluon PDFs, fitting all available data including the

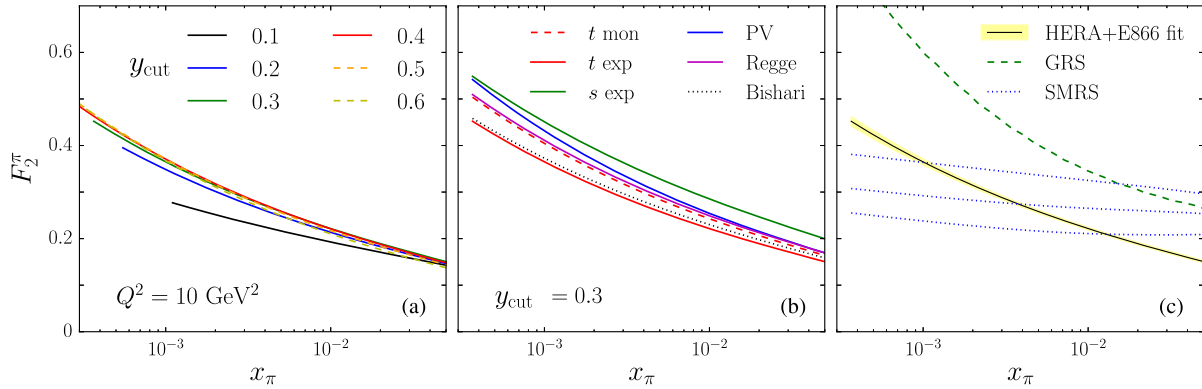


FIG. 12. Pion structure function F_2^π as a function of x_π at $Q^2 = 10 \text{ GeV}^2$, extracted from a simultaneous fit to the ZEUS and H1 leading neutron data and the E866 $\bar{d} - \bar{u}$ asymmetry for (a) the t -dependent exponential model with different y_{cut} values, (b) various models at fixed y_{cut} , and (c) the best fit t -dependent exponential model with $y_{\text{cut}} = 0.3$, compared with the GRS [67] and SMRS [53] parametrizations, with the latter shown for a 10% (lowest), 15% (central), and 20% (highest) pion sea.

HERA leading neutron spectra, would be necessary in order to describe F_2^π over the entire x_π region.

V. CONSTRAINTS FROM FUTURE TAGGED DIS EXPERIMENTS

The analysis in the previous sections enabled us to establish the models and parameters which are best able to describe the existing data sensitive to pionic degrees of freedom in the nucleon. While the flavor asymmetry from the E866 Drell-Yan data is sensitive to the pion distribution function in the nucleon and the pion PDFs at large parton momentum fractions x_π of the pion, the HERA leading neutron data provide information on the pion PDFs at small x_π , once constraints on the pion flux are included from the $\bar{d} - \bar{u}$ asymmetry. Clearly it would be helpful to have data at complementary kinematics to those of HERA and E866, which could enable further constraints to be placed on the pion flux and pion structure function parameters independently.

The upcoming tagged DIS (TDIS) experiment at Jefferson Lab [69] plans to take data on the production of leading protons from an effective neutron target in the reaction $en \rightarrow epX$, which, in analogy with the HERA leading neutron leptonproduction, can be described at small y through the exchange of a π^- . In the proposed experiment, the effective neutron target will be prepared by tagging spectator protons with momenta between 60 and 400 MeV at backward kinematics in the DIS of the electron from a deuteron nucleus, using the same technique that was developed for the measurement of the neutron structure function in the BONuS experiment at Jefferson Lab [70]. In this section we use the fit results from the analysis of the HERA and E866 data in Sec. IV to estimate the leading proton (LP) structure function at kinematics relevant for the TDIS experiment. In analogy with the neutron structure function $F_2^{\text{LN}(3)}$ in Eq. (22), we define the LP structure function as

$$F_2^{\text{LP}(3)}(x, Q^2, y) = f_{\pi^- p}(y) F_2^\pi(x_\pi, Q^2), \quad (29)$$

where we have used isospin symmetry to equate the π^+ and π^- structure functions. Isospin symmetry also implies equivalence between the $p \rightarrow \pi^+ n$ and $n \rightarrow \pi^- p$ splitting functions, $f_{\pi^- p}(y) = f_{\pi^+ n}(y)$ from Eq. (1).

The TDIS experiment will measure the semi-inclusive $ed \rightarrow eppX$ cross section over the kinematic range corresponding to the parton momentum fraction in the neutron of $0.05 \lesssim x \lesssim 0.1$, and for $0.05 \lesssim y \lesssim 0.3$, at an average $Q^2 = 2 \text{ GeV}^2$. In Fig. 13(a) the leading proton structure function is shown as a function of x for typical TDIS kinematics, for fixed values of $y = 0.1$ and 0.2 . To illustrate the model dependence of the results, the structure function calculated using the parameters from the t -dependent exponential form factor with $y_{\text{cut}} = 0.3$ is compared with those using the t -dependent exponential and monopole models with $y_{\text{cut}} = 0.2$. The differences between the models are relatively small over the entire range of kinematics considered. Note, however, that the fitted results have been extrapolated from the region where they are constrained by the HERA data, for which the largest x is 3.2×10^{-2} , to the TDIS kinematics where $x \gtrsim 0.05$. Furthermore, since the lowest Q^2 for the HERA data is 7 GeV^2 , the fitted pion structure function is extrapolated to the $Q^2 = 2 \text{ GeV}^2$ value relevant for the TDIS experiment using the functional form in Eqs. (26)–(28). Comparing with the NLO evolution of phenomenological PDFs, the uncertainty from our approximate Q^2 evolution is of the order 20% between $Q^2 \approx 2$ and 10 GeV^2 . This does not affect, however, the observation that the dependence of $F_2^{\text{LP}(3)}$ on the pion flux model is weak at Jefferson Lab kinematics.

Plotted as a function of x_π , the leading proton structure function $F_2^{\text{LP}(3)}$ for the best fit t -dependent exponential model with $y_{\text{cut}} = 0.3$ is shown in Fig. 13(b) for a fixed $y = 0.2$. While the results are constrained by the HERA

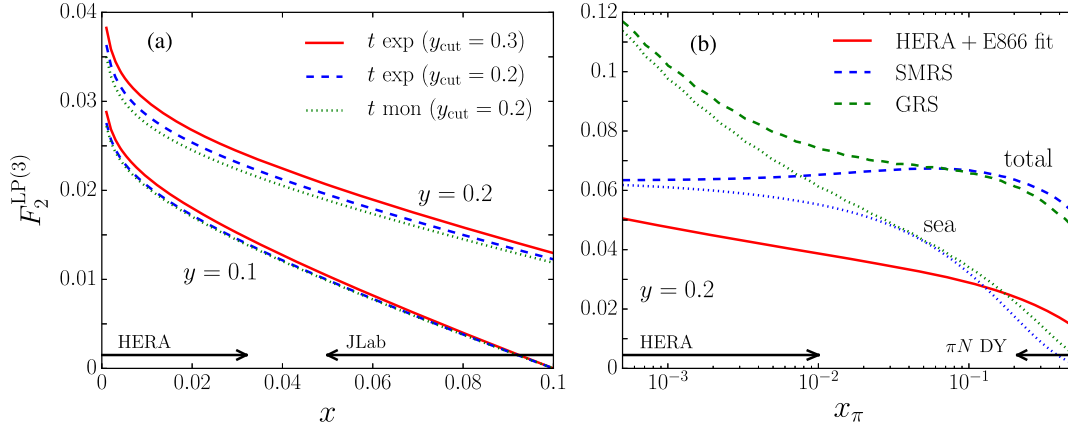


FIG. 13. Leading proton structure function $F_2^{LP(3)}$ in TDIS kinematics [69] at $Q^2 = 2 \text{ GeV}^2$ (a) as a function of x at fixed $y = 0.1$ and 0.2 , for the t -dependent exponential model with $y_{\text{cut}} = 0.3$ (red solid curves), and the t -dependent exponential (blue dashed curves) and monopole (green dotted curves) models with $y_{\text{cut}} = 0.2$, and (b) as a function of x_π at fixed $y = 0.2$ for the t -dependent exponential model with $y_{\text{cut}} = 0.3$ (red solid curves), compared with the SMRS [53] (blue) and GRS [67] (green) parametrizations for the total (dashed) and sea only (dotted) contributions. The horizontal arrows at the bottom of the panels indicate the reach of the HERA data at low x , the projected TDIS at Jefferson Lab data coverage at high x , and the region at large x_π where the pion PDFs are constrained by the πN Drell-Yan data [32].

data at small x_π , because of the simple choice of parametrization for F_2^π in Eq. (26) our calculation is effectively an extrapolation for $x_\pi \gtrsim 10^{-2}$. Comparing with the $F_2^{LP(3)}$ computed from pion PDF parametrizations evolved to $Q^2 = 2 \text{ GeV}^2$, our results are smaller than those using both the SMRS [53] and GRS [67] fits, with the differences similar to those observed in Fig. 12(c) for F_2^π . On the other hand, the phenomenological pion PDFs [53,67] are fitted to the πN Drell-Yan data [32] only down to $x_\pi \approx 0.2$, and for smaller $x_\pi \lesssim 0.1$ the parametrizations are unconstrained. It is interesting, however, to observe that the differences between the $F_2^{LP(3)}$ calculated using only the sea part of the pion structure function parametrizations and our fit are significantly reduced at $x_\pi \gtrsim 10^{-2}$. This may reflect the restricted form (26) used for our F_2^π parametrization, which, while suited for describing the small- x_π region where the sea dominates, may not be optimal for all x_π . A more systematic approach in the future would be to perform a combined global PDF analysis of leading neutron and πN Drell-Yan data in terms of pion PDFs, separating the pion structure function into its valence and sea components.

With the TDIS data expected to cover the region $x_\pi \gtrsim 0.1$ [69], this experiment offers an important opportunity to bridge the gap between the HERA data which can constrain the pion PDFs at low x_π and the πN Drell-Yan data that have been used to determine the pion's valence quark content at $x_\pi \rightarrow 1$. Together with the constraints from the E866 $\bar{d} - \bar{u}$ asymmetry, the combined data sets should be able to more precisely pin down the partonic structure of the pion over a much more extended range of x_π .

VI. CONCLUSION

Our analysis has sought to determine whether a consistent description of the HERA leading neutron cross sections [23–25] can be obtained within a pion exchange framework, while simultaneously also accounting for the $\bar{d} - \bar{u}$ asymmetry in the proton extracted from the E866 Drell-Yan data [13]. Previous analyses of the HERA data alone have generally drawn somewhat negative conclusions about whether one can reliably extract information on the pion structure function F_2^π at small x_π , that was not subject to large uncertainties associated with the choice of the pion flux. Rather than relying on assumptions about specific forms for the pion light-cone distributions in the nucleon, we have addressed the model dependence empirically, by performing the first comprehensive statistical analysis of the combined HERA leading neutron and E866 data sets, for a wide range of prescriptions adopted in the literature for regularizing the pion-nucleon amplitudes.

Our findings suggest that we can indeed describe both HERA and E866 data within a one-pion exchange framework, if the cutoff parameters in the πNN form factors are fitted simultaneously with the pion structure function. For the E866 data, we find that almost all the models that have adjustable cutoffs are able to provide reasonable descriptions of the $\bar{d} - \bar{u}$ asymmetry. The exceptions are the Bishari model [33], which has parameters fixed by hadron production data in inclusive pp scattering, and the sharp k_\perp cutoff model, which we consider mostly for illustration purposes. The E866 data are also not very sensitive to the precise large- x_π behavior of the pion PDFs.

For the HERA leading neutron data, since background processes other than one-pion exchange, such as the exchange of other mesons and absorption corrections, are known to play an increasingly important role at large pion momentum fractions y , we do not attempt to model the data over the entire range of kinematics. Instead we perform χ^2 fits to determine the relevant region where one-pion exchange is applicable empirically. Most of the models considered are able to give reasonable χ^2 values for $y_{\text{cut}} \lesssim 0.5$. However, fitting only the HERA data we find large correlations between the fitted pion flux and pion structure function parameters, suggesting that it is not possible to unambiguously extract these independently of one another.

On the other hand, the combined fits to both the HERA and E866 data are significantly more restrictive, with models with t -dependent form factors, such as the exponential or monopole, giving the best descriptions of the combined data sets over the largest range of kinematics, up to $y_{\text{cut}} \approx 0.3$ [14,40,41]. Models with s -dependent form factors give poor fits, with $\chi_{\text{dof}}^2 \sim 2$ irrespective of the y_{cut} value. For $y_{\text{cut}} = 0.2$ all the models with t -dependent form factor and adjustable cutoffs (exponential, monopole, Pauli-Villars, and Regge exponential) give good descriptions of the combined data sets, with reasonable values of the average pion multiplicity, $\langle n \rangle_{\pi N} \approx 0.3$. A slight preference is found for the t -dependent exponential model, owing to the good description ($\chi_{\text{dof}}^2 \sim 1$) obtained over the largest y range, up to $y_{\text{cut}} = 0.3$. While the restricted y regions reduce the number of data points available for the fit, cuts of $y_{\text{cut}} = 0.2$ and 0.3 still provide 123 and 202 HERA data points, respectively.

For the preferred models, excellent descriptions of the ZEUS and H1 leading neutron spectra are obtained over the entire range $10^{-4} \lesssim x \lesssim 0.03$ and $7 \leq Q^2 \leq 1000 \text{ GeV}^2$ covered by the data. For parton momentum fractions in the pion of $4 \times 10^{-4} \lesssim x_\pi \lesssim 0.1$, the extracted pion structure function F_2^π for these models is rather weakly dependent on the choice of y_{cut} , and indeed on the form factor model. Compared with existing parametrizations of pion PDFs, which are well constrained at large x_π , the extrapolation of the GRS fit [67] into the HERA region overestimates our fitted results by a factor ~ 2 , but has a similar shape, while the SMRS fit [53] is closer to our fit in magnitude, but has a shallower x_π dependence. Our fitted result is somewhat smaller than both the phenomenological parametrizations at $x_\pi \approx 0.1$, which may be due to the limitations of our simple parametric form for F_2^π , which is constructed for the sea region, or because our fit is not constrained at large x_π by the πN Drell-Yan data.

In the near future, the SeaQuest Drell-Yan experiment [55] at Fermilab will measure the $\bar{d} - \bar{u}$ difference up to larger values of x , $x \approx 0.45$, which should allow improved constraints on the models of the pion distribution function in the nucleon. Beyond that, the tagged DIS experiment

[69] at Jefferson Lab will provide precise information on pion exchange in leading proton production from an effective neutron target at kinematics complementary to the range covered by the HERA and Drell-Yan measurements. This should reduce the uncertainty in F_2^π in the intermediate x_π region, $x_\pi \sim 0.1$.

One may also examine in more detail the k_\perp dependence of leading neutron (or proton) cross sections, which was studied in some of the HERA measurements [25] and will be explored in the TDIS experiment. Comparison of the unintegrated pion flux with the empirical transverse momentum distributions could provide a more incisive test of the momentum dependence of the πNN form factor. In the longer term, a necessary goal would be to perform a global PDF fit, in terms of both sea and valence quark PDFs, to the πN Drell-Yan data at moderate and high values of x_π , together with HERA leading neutron data at small x_π , and the new TDIS data on leading proton production in the intermediate x_π region. We look forward to these endeavors revealing much more concisely and completely the partonic structure of the pion and the role of the pion cloud in the structure of the nucleon.

ACKNOWLEDGMENTS

We are grateful to T.J. Hobbs for discussions and collaboration on portions of this work. This work was supported by the DOE Contract No. DE-AC05-06OR23177, under which Jefferson Science Associates, LLC, operates Jefferson Lab; DOE Contract No. DE-FG02-03ER41260; the DOE Science Undergraduate Laboratory Internship Program; and the JSA Initiatives Fund.

APPENDIX A: HESSIAN ERROR ANALYSIS

The fits to the experimental data in our analysis are performed using standard χ^2 minimization to find the optimal set of fit parameters. To estimate the uncertainties in the parameters, or in various derived quantities from the model, we employ the Hessian error technique. The method is valid for any number of parameters in a given model (including for the case of only one parameter).

The essential idea of the method is to find a set of directions in parameter space around the best fit values (\mathbf{p}_0) which can be treated as statistically independent. These are found by diagonalizing the Hessian matrix H , the elements of which are defined as

$$H_{ij} = \left. \frac{1}{2} \frac{\partial^2 \chi^2(\mathbf{p})}{\partial p_i \partial p_j} \right|_{\mathbf{p}=\mathbf{p}_0}, \quad (\text{A1})$$

with i ranging from 1 to the number of parameters. The statistically independent directions (or eigendirections) of the Hessian H are labeled by $\hat{\mathbf{e}}_i$ and parametrize the shifts in the parameter space,

$$\Delta \mathbf{p} = \mathbf{p} - \mathbf{p}_0 = \sum_i \xi_i \hat{\mathbf{e}}_i. \quad (\text{A2})$$

The basic assumption in the Hessian analysis is that the probability distribution \mathcal{P} of the parameters \mathbf{p} factorizes along each eigendirection,

$$\mathcal{P}(\Delta \mathbf{p}) \cong \prod_i \mathcal{P}(\xi_i \hat{\mathbf{e}}_i), \quad (\text{A3})$$

where

$$\mathcal{P}(\xi_i \hat{\mathbf{e}}_i) = \mathcal{N} \exp \left[-\frac{1}{2} \chi^2(\mathbf{p}_0 + \xi_i \hat{\mathbf{e}}_i) \right], \quad (\text{A4})$$

and \mathcal{N} is a normalization constant. One can then perform the error propagation for a given observable \mathcal{O} along each eigendirection and add the independent errors in quadrature. The errors along each individual eigendirection are given by

$$\delta_i \mathcal{O} = \mathcal{O}(\mathbf{p} + \xi_i^{\text{CL}} \hat{\mathbf{e}}_i) - \mathcal{O}(\mathbf{p}_0), \quad (\text{A5})$$

where, for a given C.L., ξ_i^{CL} is the boundary such that the region $-\xi_i^{\text{CL}} \leq \xi_i \leq \xi_i^{\text{CL}}$ is the corresponding C.L. region for the probability distribution $\mathcal{P}(\xi_i \hat{\mathbf{e}}_i)$. The total combined uncertainty for the observable is given by

$$\delta \mathcal{O} = \sqrt{\sum_i (\delta_i \mathcal{O})^2}. \quad (\text{A6})$$

If the χ^2 along each eigendirection behaves quadratically as a function of ξ_i , then setting $\xi_i^{\text{CL}} = 1$ induces a change in the χ^2 by one unit. This occurs, for example, if the model is linear in the parameters, for which Gaussian behavior holds. However, for parameters that are weakly constrained by the data, one does not observe Gaussian behavior.

This method avoids the use of a $\Delta \chi^2$ criterion, which is sometimes used in the literature for inflating errors when fitting to incompatible data sets. Moreover, the χ^2 can be treated as an observable, and its shift for a given C.L. can be quantified using Eq. (A6). In particular, by setting the C.L. equal to 1σ we can assess whether the errors satisfy Gaussian statistics.

APPENDIX B: LIKELIHOOD ANALYSIS

In this section we describe our statistical method for comparing the DOC among models. The method is based on hypothesis testing using the standard t-statistic, τ , defined as the log-likelihood ratio

$$\tau_{AB}^D = 2 \ln \frac{\mathcal{L}(D|\mathcal{M}_B)}{\mathcal{L}(D|\mathcal{M}_A)}, \quad (\text{B1})$$

where \mathcal{L} is the likelihood function, D represents the data, and the models \mathcal{M}_A and \mathcal{M}_B are the null and alternative hypotheses, respectively. For a given model \mathcal{M} , the likelihood function is proportional to

$$\mathcal{L}(D|\mathcal{M}) \propto \prod_i \exp \left[-\frac{1}{2} \left(\frac{D_i - T_i(\mathcal{M})}{\delta D_i} \right)^2 \right], \quad (\text{B2})$$

where $T_i(\mathcal{M})$ are theory predictions for the observable D_i with uncertainty δD_i in a given kinematic bin i . Using this definition, one can construct the probability distribution $\mathcal{P}_\chi(\tau)$ from a sample of τ values computed from Eq. (B1) using pseudodata sets $\{D\}_\chi$ generated from a given model \mathcal{M}_χ . This is achieved by drawing each data point in the data set from a normal distribution $\mathcal{N}(\mu, \sigma)$, with $\mu = T_i(\mathcal{M}_\chi)$ and σ equal to the experimental uncertainties δD_i .

The DOC between any two models can then be expressed in terms of the overlapping area between their corresponding t-distributions. In particular the DOC between the models \mathcal{M}_A and \mathcal{M}_B is given by

$$\text{DOC}(A, B) = \int_{-\infty}^{\infty} d\tau \min[\mathcal{P}_A(\tau), \mathcal{P}_B(\tau)]. \quad (\text{B3})$$

A compatibility of 100% indicates that the models cannot be distinguished by the data.

In our current analysis we select the null and alternative hypotheses to be the models that have the best and worst descriptions of the data (using the minimum χ^2 as a criterion), respectively, and the DOC is computed with respect to the best model.

-
- [1] J. Chadwick, *Proc. R. Soc. A* **136**, 692 (1932).
 [2] C. M. G. Lattes, G. P. S. Occhialini, and C. F. Powell, *Nature (London)* **160**, 453 (1947).
 [3] H. Yukawa, *Proc. Phys. Math. Soc. Jpn.* **17**, 48 (1935).
 [4] A. W. Thomas, *Adv. Nucl. Phys.* **13**, 1 (1984).
 [5] R. Machleidt and I. Slaus, *J. Phys. G* **27**, R69 (2001).

- [6] U. G. Meissner, *arXiv:1011.1343*.
 [7] W. Melnitchouk, *Eur. Phys. J. A* **17**, 223 (2003); *Phys. Rev. D* **67**, 077502 (2003).
 [8] S. R. Beane, *Ann. Phys. (Amsterdam)* **337**, 111 (2013).
 [9] C. Granados and C. Weiss, *J. High Energy Phys.* **07** (2015) 170.

- [10] A. W. Thomas, *Phys. Lett.* **126B**, 97 (1983).
- [11] J. D. Sullivan, *Phys. Rev. D* **5**, 1732 (1972).
- [12] P. Amaudruz *et al.*, *Phys. Rev. Lett.* **66**, 2712 (1991); M. Arneodo *et al.*, *Phys. Rev. D* **50**, R1 (1994).
- [13] R. S. Towell *et al.*, *Phys. Rev. D* **64**, 052002 (2001).
- [14] J. Speth and A. W. Thomas, *Adv. Nucl. Phys.* **24**, 83 (1998).
- [15] G. T. Garvey and J. C. Peng, *Prog. Part. Nucl. Phys.* **47**, 203 (2001).
- [16] A. W. Thomas, W. Melnitchouk, and F. M. Steffens, *Phys. Rev. Lett.* **85**, 2892 (2000).
- [17] W. Detmold, W. Melnitchouk, J. W. Negele, D. B. Renner, and A. W. Thomas, *Phys. Rev. Lett.* **87**, 172001 (2001).
- [18] J.-W. Chen and X. Ji, *Phys. Lett. B* **523**, 107 (2001).
- [19] D. Arndt and M. J. Savage, *Nucl. Phys.* **A697**, 429 (2002).
- [20] M. Dorati, T. A. Gail, and T. R. Hemmert, *Nucl. Phys.* **A798**, 96 (2008).
- [21] M. Burkardt, K. S. Hendricks, C.-R. Ji, W. Melnitchouk, and A. W. Thomas, *Phys. Rev. D* **87**, 056009 (2013).
- [22] Y. Salamu, C.-R. Ji, W. Melnitchouk, and P. Wang, *Phys. Rev. Lett.* **114**, 122001 (2015).
- [23] S. Chekanov *et al.*, *Nucl. Phys.* **B637**, 3 (2002).
- [24] F. D. Aaron *et al.*, *Eur. Phys. J. C* **68**, 381 (2010).
- [25] S. Chekanov *et al.*, *Nucl. Phys.* **B776**, 1 (2007).
- [26] H. Holtmann, G. Levman, N. N. Nikolaev, A. Szczurek, and J. Speth, *Phys. Lett. B* **338**, 363 (1994).
- [27] U. D'Alesio and H. J. Pirner, *Eur. Phys. J. A* **7**, 109 (2000).
- [28] B. Z. Kopeliovich, I. K. Potashnikova, B. Povh, and I. Schmidt, *Phys. Rev. D* **85**, 114025 (2012).
- [29] F. Carvalho, V. P. Goncalves, D. Spiering, and F. S. Navarra, *Phys. Lett. B* **752**, 76 (2016).
- [30] J. Badier *et al.*, *Z. Phys. C* **18**, 281 (1983).
- [31] B. Betev *et al.*, *Z. Phys. C* **28**, 15 (1985).
- [32] J. S. Conway *et al.*, *Phys. Rev. D* **39**, 92 (1989).
- [33] M. Bishari, *Phys. Lett.* **38B**, 7 (1972).
- [34] D. de Florian and R. Sassot, *Phys. Rev. D* **56**, 426 (1997).
- [35] P. Jimenez-Delgado, W. Melnitchouk, and J. F. Owens, *J. Phys. G* **40**, 093102 (2013).
- [36] S. Forte and G. Watt, *Annu. Rev. Nucl. Part. Sci.* **63**, 291 (2013).
- [37] S. D. Drell, D. J. Levy, and T. M. Yan, *Phys. Rev.* **187**, 2159 (1969).
- [38] C.-R. Ji, W. Melnitchouk, and A. W. Thomas, *Phys. Rev. D* **88**, 076005 (2013).
- [39] D. V. Bugg, *Eur. Phys. J. C* **33**, 505 (2004).
- [40] W. Melnitchouk, J. Speth, and A. W. Thomas, *Phys. Rev. D* **59**, 014033 (1998).
- [41] S. Kumano, *Phys. Rep.* **303**, 183 (1998).
- [42] J. F. Donoghue, B. R. Holstein, and B. Borasoy, *Phys. Rev. D* **59**, 036002 (1999).
- [43] R. D. Young, D. B. Leinweber, and A. W. Thomas, *Phys. Rev. D* **71**, 014001 (2005); R. D. Young, J. M. M. Hall, and D. B. Leinweber, [arXiv:0907.0408](https://arxiv.org/abs/0907.0408).
- [44] W. Pauli and F. Villars, *Rev. Mod. Phys.* **21**, 434 (1949).
- [45] V. R. Zoller, *Z. Phys. C* **53**, 443 (1992).
- [46] H. Holtmann, A. Szczurek, and J. Speth, *Nucl. Phys.* **596**, 631 (1996).
- [47] W. Melnitchouk and A. W. Thomas, *Phys. Rev. D* **47**, 3794 (1993).
- [48] S. D. Ellis and W. J. Stirling, *Phys. Lett. B* **256**, 258 (1991).
- [49] J.-W. Chen and X. Ji, *Phys. Rev. Lett.* **87**, 152002 (2001); **88**, 249901(E) (2002).
- [50] R. L. Jaffe, in *Los Alamos School on Relativistic Dynamics and Quark-Nuclear Physics*, edited by M. B. Jackson and A. Picklesimer (Wiley, New York, 1985).
- [51] C. H. Llewellyn Smith, *Nucl. Phys.* **A434**, 35c (1985).
- [52] W. Melnitchouk, A. W. Schreiber, and A. W. Thomas, *Phys. Rev. D* **49**, 1183 (1994).
- [53] P. J. Sutton, A. D. Martin, R. G. Roberts, and W. J. Stirling, *Phys. Rev. D* **45**, 2349 (1992).
- [54] M. Aicher, A. Schafer, and W. Vogelsang, *Phys. Rev. Lett.* **105**, 252003 (2010).
- [55] D. F. Geesaman and P. E. Reimer (spokespersons), Fermilab E906 experiment (SeaQuest), <http://www.phy.anl.gov/mep/SeaQuest/>.
- [56] T. Shigetani, K. Suzuki, and H. Toki, *Phys. Lett. B* **308**, 383 (1993).
- [57] A. Szczepaniak, C.-R. Ji, and S. R. Cotanch, *Phys. Rev. D* **49**, 3466 (1994).
- [58] G. R. Farrar and D. R. Jackson, *Phys. Rev. Lett.* **43**, 246 (1979).
- [59] R. J. Holt and C. D. Roberts, *Rev. Mod. Phys.* **82**, 2991 (2010).
- [60] K. Wijesooriya, P. E. Reimer, and R. J. Holt, *Phys. Rev. C* **72**, 065203 (2005).
- [61] G. Holzwarth and R. Machleidt, *Phys. Rev. C* **55**, 1088 (1997).
- [62] R. J. Fries and A. Schafer, *Phys. Rev. C* **57**, 3470 (1998).
- [63] N. N. Nikolaev, J. Speth, and B. G. Zakharov, [arXiv:hep-ph/9708290](https://arxiv.org/abs/hep-ph/9708290).
- [64] C. Adloff *et al.*, *Nucl. Phys.* **B619**, 3 (2001).
- [65] D. W. Duke and J. F. Owens, *Phys. Rev. D* **30**, 49 (1984).
- [66] M. Glück, E. Reya, and A. Vogt, *Z. Phys. C* **53**, 651 (1992).
- [67] M. Glück, E. Reya, and M. Stratmann, *Eur. Phys. J. C* **2**, 159 (1998).
- [68] V. Radescu, [arXiv:1308.0374](https://arxiv.org/abs/1308.0374).
- [69] J. Annand, D. Dutta, C. Keppel, P. King, and B. Wojtsekhowski (spokespersons), Jefferson Lab experiment PR12-15-006.
- [70] N. Baillie *et al.*, *Phys. Rev. Lett.* **108**, 142001 (2012); S. Tkachenko *et al.*, *Phys. Rev. C* **89**, 045206 (2014).