

Determination of strange sea quark distributions from fixed-target and collider data

S. Alekhin,^{1,2} J. Blümlein,¹ L. Caminada,³ K. Lipka,⁴ K. Lohwasser,¹ S. Moch,^{1,5} R. Petti,⁶ and R. Plačákytė⁴

¹*Deutsches Elektronensynchrotron DESY, Platanenallee 6, D-15738 Zeuthen, Germany*

²*Institute for High Energy Physics, 142281 Protvino, Moscow region, Russia*

³*Physik Institut, Universität Zürich, Winterthurerstraße 190, CH-8057 Zürich, Switzerland*

⁴*Deutsches Elektronensynchrotron DESY, Notkestraße 85, D-22607 Hamburg, Germany*

⁵*II. Institut für Theoretische Physik, Universität Hamburg, Luruper Chaussee 149,
D-22761 Hamburg, Germany*

⁶*Department of Physics and Astronomy, University of South Carolina,
712 Main Street, Columbia, South Carolina 29208, USA*

(Received 5 May 2014; published 4 May 2015)

We present an improved determination of the strange sea distribution in the nucleon with constraints coming from the recent charm production data in neutrino-nucleon deep-inelastic scattering by the NOMAD and CHORUS experiments and from charged current inclusive deep-inelastic scattering at HERA. We demonstrate that the results are consistent with the data from the ATLAS and the CMS experiments on the associated production of W^\pm -bosons with c -quarks. We also discuss issues related to the recent strange sea determination by the ATLAS experiment using LHC collider data.

DOI: [10.1103/PhysRevD.91.094002](https://doi.org/10.1103/PhysRevD.91.094002)

PACS numbers: 12.38.Qk, 12.38.Bx

I. INTRODUCTION

The accurate knowledge of the flavor decomposition of the quark distributions in the proton is an important prerequisite in quantum chromodynamics (QCD) for precision phenomenology at current colliders. While the individual valence and sea parts of the u - and d -quark parton distribution functions (PDFs) are relatively well constrained by existing data, the strange sea in the proton is only poorly known. Nevertheless, the s -quark PDF affects predictions for the cross-sections of a significant number of hadron processes. These include in particular the processes involving the exchange of a W -boson with space- or time-like kinematics, such as charm production in the charged-current (CC) deep-inelastic scattering (DIS) and W -boson production in association with charm quarks at proton-proton colliders. In particular, the knowledge of the strange and anti-strange sea quark PDFs, as well as of the related charm quark production in CC DIS interactions, are the dominant source of uncertainty in probing precision electroweak physics with (anti)neutrinos [1].

For a long time, the information on the strange sea quark content of the nucleon has almost entirely relied on the data from charm di-muon production in (anti)neutrino-iron DIS interactions by the NuTeV and CCFR experiments [2]. These data have a kinematic coverage in the parton momentum fraction x and the virtuality Q^2 limited by the fixed target kinematics and by the (anti)neutrino beam energy. It must be noted, however, that charm di-muon data from $\nu(\bar{\nu})$ -nucleon DIS interactions also depend on the knowledge of the semileptonic branching ratio B_μ for the inclusive decays of different charmed hadrons into muons.

The situation has significantly improved with the recent publication of new data samples from different experiments. The new precision measurement of charm di-muon production in neutrino-iron DIS interactions by NOMAD [3] has substantially reduced both experimental and model uncertainties with respect to the NuTeV and CCFR measurements. In addition, the CHORUS experiment [4] has released a new direct measurement of inclusive charm production in nuclear emulsions insensitive to B_μ . Furthermore, improved theoretical descriptions in perturbative QCD for some of the underlying hard scattering reactions have become available. Specifically, the perturbative QCD corrections at next-to-next-to-leading order (NNLO) in QCD for charm quark production in CC DIS can be applied, which describe the heavy-quark coefficient functions at asymptotic values of $Q^2 \gg m_h^2$ [5–7], where m_h is the mass of heavy quark, c or b . With the Wilson coefficients in this asymptotic regime it becomes possible to include consistently HERA cross-section measurements for CC inclusive DIS [8] at NNLO QCD into the analysis. Those data provide additional constraints on the s -quark PDF in a much wider kinematical range for Q^2 . The HERMES data on semi-inclusive DIS kaon production [9] can also potentially constrain the strange sea, however the strange sea extracted from those data still suffer from substantial uncertainty due to the modeling of low- Q^2 kaon production [10] therefore they are not included into our analysis.

At the Large Hadron Collider (LHC) measurements of W^\pm -boson production, either inclusive or associated with a c -quark jet or D^* -meson allow for tests of those strange sea determinations from DIS data. The LHC measurements of

inclusive W^\pm and Z-boson production can be used in a QCD analysis at NNLO with the theory predictions available fully differentially in the gauge-boson kinematics. Analyzing inclusive data ATLAS has obtained an enhancement of the s -quark distribution [11] with respect to other measurements. For the exclusive process $pp \rightarrow W^\pm + c$ the QCD corrections are only known to next-to-leading order (NLO), which implies larger theoretical uncertainties. Nevertheless, the available $W + c$ data by CMS [12] and ATLAS [13] offer valuable insight and allow for cross checks, both of the above mentioned $epWZ$ -fit by ATLAS [11] based on electron-proton DIS and inclusive W/Z -boson data as well as of strange sea determinations from global PDF fits. It is worth noting that $W + c$ production in the nucleon-nucleon collisions was observed at the Tevatron collider [14,15], however reduced sensitivity of the Tevatron data to the nucleon strangeness and bigger experimental errors as compared to the case of LHC do not allow further improvement in the strange sea determination using those data.

This paper is organized as follows. Section II introduces the framework of the analysis, which is based on a global fit of PDFs by ABM [16–18] using the world DIS data and the measurements of gauge-boson production from fixed targets and the LHC. Section II also summarizes briefly the new improvements in QCD theory for CC DIS charm quark production with a running c -quark mass. Section III gives a brief description of the new data sets from CHORUS, NOMAD [2–4] and the LHC $W + c$ data [12,13]. Section IV contains the results of the analysis including a new study of the energy dependence of the semileptonic branching ratio B_μ of charmed hadrons. Starting from a fit to the combined data of NuTeV, CCFR, CHORUS and NOMAD [2–4] the impact of individual data sets is quantified and the resulting shifts in the strange quark distributions are documented. Particular care is also taken to control potential correlations with the u - and d -quark sea distributions. In Sec. V we compare the results with earlier determinations of the s -quark PDF. In particular, we comment on issues in the ATLAS determination of the strange sea in the $epWZ$ -fit [11] as well as in the s -quark PDF of NNPDF (version 2.3) obtained with a fit to the LHC data [19]. We conclude in Sec. VI.

II. ANALYSIS FRAMEWORK

A. Description of the global fit

The present study is an extension of the ABM PDF fit which is based on the combination of the world DIS data and data for the Drell-Yan process obtained at fixed-target and collider experiments (cf. [18] and references therein). The flavor separation of the u - and d -quark distributions in the nucleon is obtained with a good accuracy from the combination of proton and deuteron fixed-target data with

the LHC data on W - and Z-boson production. However, this approach can only provide a rather poor determination of the s -quark distribution, mainly due to the correlations with the d -quark distribution. Therefore, in the ABM fit the strange sea distribution is basically constrained by the data on charm di-muon production from neutrino-nucleus DIS, which constitutes a direct probe of the strangeness content of the nucleon [20]. An additional, though minor, constraint comes from the CC data obtained at HERA [8]. In line with the ABM12 fit, the s -quark sea distribution can be parametrized in a rather simple form at the initial scale for the PDF evolution $\mu_0 = 3 \text{ GeV}$:

$$xs(x, \mu_0) = A_s x^{a_s} (1-x)^{b_s}. \quad (1)$$

where A_s , a_s and b_s are fitted parameters. This parametrization is sufficient to achieve a good description of the data.

To a good approximation the present analysis is performed at the NNLO accuracy in QCD, i.e., by taking into account the NNLO corrections to the PDF evolution and to the Wilson coefficients of the hard scattering processes. The description of the DIS data employs the three-flavor factorization scheme with the heavy c - and b -quarks appearing in the final state only. This approach provides a good agreement with the existing inclusive neutral-current (NC) DIS data up to the highest momentum transfer Q^2 covered by HERA [18]. In particular, such an agreement is related to the use of the massive NNLO corrections for the NC heavy-quark production, along with the $\overline{\text{MS}}$ definition of the heavy-quark masses [21,22]. Instead, the CC DIS heavy-quark production has been described in the ABM12 fit with account of the NLO corrections [23–25] only. As a matter of fact, this approximation is adequate for the description of existing CC HERA data, in view of their relatively poor accuracy. However, for consistency, in the present analysis we also consider those NNLO QCD corrections which are applicable to CC DIS in the asymptotic region of $Q^2 \gg m_c^2$.

B. Improved treatment of the massive charged-current NNLO corrections

For CC DIS heavy-quark (charm) production at parton level proceeds in Born approximation in a $2 \rightarrow 1$ reaction as

$$s(p) + W^*(q) \rightarrow c, \quad (2)$$

where p and q denote the momenta of the incoming s -quark and the off-shell W -boson and define the well-known kinematical variables, Bjorken x and Q^2 , as $Q^2 = -q^2 > 0$ and $x = Q^2/(2p \cdot q)$.¹ The mass of the s -quark is neglected, the final state c -quark is heavy and the coupling

¹At higher orders also $c\bar{c}$ pair production contributes [5,7].

to the W -boson involves the usual parameters of the Cabibbo-Kobayashi-Maskawa (CKM) matrix.

The cross section is usually parametrized in terms of the heavy-quark DIS structure functions F_k , $k = 1, 2, 3$, which depend on x , Q^2 and the heavy-quark mass m_c , and which can be written in the standard factorization approach to perturbative QCD as

$$F_k(x, Q^2, m^2) = \sum_{i=q,\bar{q},g} \int_{\chi}^1 \frac{dz}{z} f_i\left(\frac{x}{z}, \mu_f^2\right) C_{k,i}(z, \xi, \mu_r^2, \mu_f^2), \quad (3)$$

i.e., as a convolution of PDFs f_i and coefficient functions $C_{k,i}$. The scales for renormalization and factorization are μ_r and μ_f and the integration range over the parton momentum fraction z is bounded by $\chi = x/\lambda$. The kinematical variables ξ in Eq. (3) and λ are given as $\xi = Q^2/m_c^2$ and $\lambda = 1/(1 + m_c^2/Q^2) = \xi/(1 + \xi)$, respectively.

The coefficient functions $C_{k,i}$ of the hard parton scattering process in Eq. (3) can be computed in a perturbative expansion in the strong coupling constant $\alpha_s = \alpha_s(\mu_r)$,

$$C_{k,i}(z, \xi, \mu_r^2, \mu_f^2) = C_{k,i}^{(0)} + \alpha_s C_{k,i}^{(1)} + \alpha_s^2 C_{k,i}^{(2)}, \quad (4)$$

where $C_{k,q}^{(0)} = \delta(1-z)$ (up to the CKM parameters) and $C_{k,g}^{(0)} = 0$ for $k = 1, 2, 3$ due to Eq. (2). For $C_{k,i}^{(1)}$ the exact expressions are given in Refs. [23–25] whereas for $C_{k,i}^{(2)}$ results at asymptotic values of $Q^2 \gg m_c^2$ have been derived in Refs. [5–7]. The former results have been derived for heavy-quark masses in the on-shell renormalization.² For consistency with the setup of the ABM fit [17,18] which uses the $\overline{\text{MS}}$ definition for heavy-quark masses in DIS [21,22] for an improved convergence and better stability under scale variation, we briefly summarize below those changes from the pole mass scheme to the $\overline{\text{MS}}$ scheme which are necessary if the NNLO Wilson coefficients $C_{k,i}^{(2)}$ at asymptotically large values $\xi = Q^2/m_c^2$ are included.

The conversion uses the well-known relation between the pole mass m_c and the running mass $m(\mu_r)$ in the $\overline{\text{MS}}$ scheme

$$m_c = m(\mu_r) (1 + \alpha_s(\mu_r) d^{(1)}(\mu_r) + \alpha_s(\mu_r)^2 d^{(2)}(\mu_r) + \dots), \quad (5)$$

where the coefficients $d^{(l)}$ are actually known to three-loop order [27–29].

We will derive explicit formulas through NNLO for the dependence of the structure functions on the $\overline{\text{MS}}$ mass

²The analytic relations for change in the asymptotic Wilson coefficients and massive operator matrix elements from the on-shell mass scheme to the $\overline{\text{MS}}$ scheme to $O(\alpha_s^3)$ were given in Ref. [26].

$m_c(m_c)$. In doing so, we extend the approach of Ref. [21] to NNLO for CC DIS (see also [30,31] for the hadro-production of top-quarks pairs). For the pole mass m we have (suppressing all other arguments),

$$F_k(m) = \alpha_s F_k^{(0)}(m) + \alpha_s^2 F_k^{(1)}(m) + \alpha_s^3 F_k^{(2)}(m), \quad (6)$$

which is converted with the help of Eq. (5) to the $\overline{\text{MS}}$ mass $m_c(m_c)$ (for simplicity abbreviated as \bar{m}) according to

$$\begin{aligned} F_k(\bar{m}) &= \alpha_s F_k^{(0)}(\bar{m}) + \alpha_s^2 (F_k^{(1)}(\bar{m}) + \bar{m} d^{(1)} \partial_m F_k^{(0)}(m)|_{m=\bar{m}}) \\ &\quad + \alpha_s^3 (F_k^{(2)}(\bar{m}) + \bar{m} d^{(2)} \partial_m F_k^{(0)}(m)|_{m=\bar{m}} \\ &\quad + \bar{m} d^{(1)} \partial_m F_k^{(1)}(m)|_{m=\bar{m}} \\ &\quad + \frac{1}{2} (\bar{m} d^{(1)})^2 \partial_m^2 F_k^{(0)}(m)|_{m=\bar{m}}), \end{aligned} \quad (7)$$

where the coefficients $d^{(l)}$ have to be evaluated for $\mu_r = \bar{m}$ (corresponding to the scale of α_s). Up to NLO, the necessary term, $\partial_m F_k^{(0)}(m)$, is given in Ref. [21] and the additional contributions at NNLO can be obtained along the same lines. As the current analysis is restricted to asymptotically large values $\xi = Q^2/m_c^2$ at NNLO, the changes of the NNLO Wilson coefficients $C_{k,i}^{(2)}$ from the pole mass scheme to the $\overline{\text{MS}}$ scheme need to be accounted for only to logarithmic accuracy in ξ . To that end, it suffices to note that at order α_s^3 in Eq. (7) the second and the fourth term vanish for large ξ as

$$\bar{m} d^{(2)} \partial_m F_k^{(0)}(m)|_{m=\bar{m}} \sim (\bar{m} d^{(1)})^2 \partial_m^2 F_k^{(0)}(m)|_{m=\bar{m}} \sim \mathcal{O}(\xi^{-1}), \quad (8)$$

and, therefore can be neglected in the current approximation.

In the third term at order α_s^3 in Eq. (7), i.e., in $\bar{m} d^{(1)} \partial_m F_k^{(1)}(m)$, only the Wilson coefficient for the gluon channel $C_{k,g}^{(1)}$ contributes, since asymptotically the collinear singularity in $C_{k,g}^{(1)} \sim \pm P_{qg}^{(0)} \ln(Q^2/m^2)$ is proportional to the one-loop splitting function $P_{qg}^{(0)}$. Therefore, for large ξ the following replacement in the asymptotics at order α_s^2 suffices,

$$\begin{aligned} \alpha_s^2 \ln^k(\xi) &\rightarrow \alpha_s^2 \ln^k\left(\frac{Q^2}{\bar{m}^2(1 + \alpha_s d^{(1)})}\right) \\ &\simeq \alpha_s^2 \ln^k\left(\frac{Q^2}{\bar{m}^2}\right) - \alpha_s^3 k d^{(1)} \ln^{k-1}\left(\frac{Q^2}{\bar{m}^2}\right) + \dots, \end{aligned} \quad (9)$$

in order to generate the order α_s^3 contribution in Eq. (7) to the required accuracy. All other contributions, in particular, the boundary terms from $\partial_m \chi$ in Eq. (3) vanish as $\mathcal{O}(\xi^{-1})$.

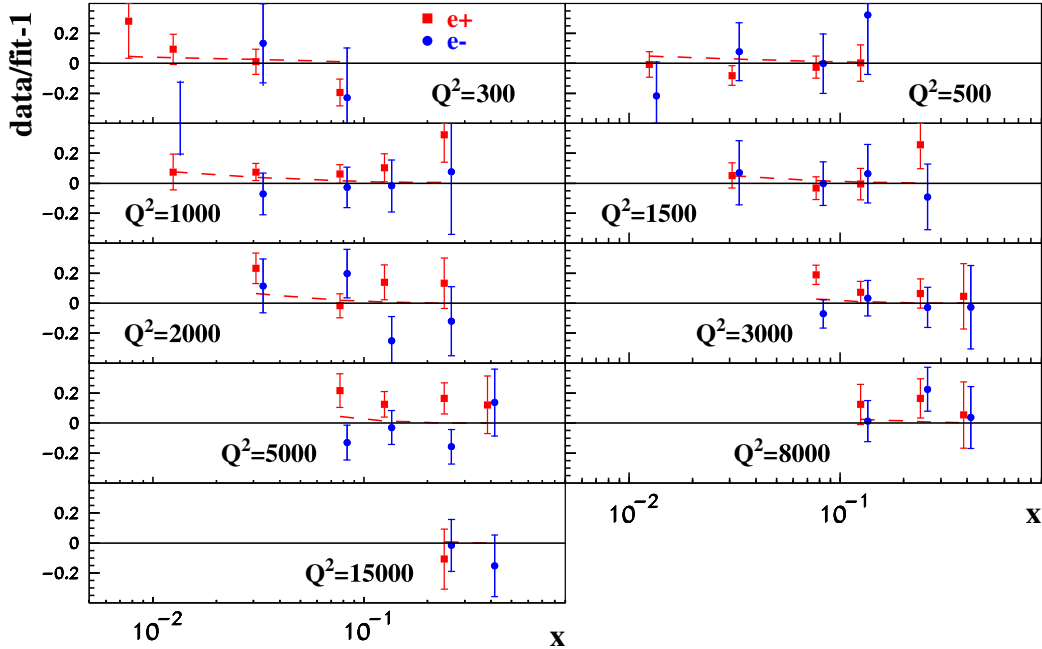


FIG. 1 (color online). Pulls with respect to the ABM12 PDF fit [18] for the HERA CC inclusive DIS cross section data of Ref. [8] in different bins of the momentum transfer Q^2 (squares: positron beam; circles: electron beam). The dashes display the impact of the NNLO corrections to the CC massive Wilson coefficients [5–7] derived with the $\overline{\text{MS}}$ c -quark mass definition on the e^+ -initiated CC cross sections.

Experience from the case of NC DIS shows that the asymptotic expansion in powers of $\ln^k(\xi)$ agrees well with the exact result for the full mass dependence already at moderate values of $\xi \gtrsim 10$. For the CC DIS case, the validity can be checked at NLO with the respective expressions for the known Wilson coefficients, i.e., by comparing exact versus asymptotic. Such comparison reveals that starting from values of $\xi \gtrsim 50$ (depending on the x -values not being too large) the asymptotic expressions for the individual channels ($\mathcal{C}_{k,g}^{(1)}$ and $\mathcal{C}_{k,q}^{(1)}$) reproduce the exact results to better than $\mathcal{O}(10\dots 20\%)$, but mostly to much better accuracy. Asymptotically, for ξ very large, agreement within a few percent is reached. For larger x -values, $x \geq 0.1$, the onset of the asymptotic behavior is generally delayed due to the numerical dominance of threshold Sudakov logarithms, which can be resummed to all orders in perturbation theory, see [32]. By combining those result on threshold logarithms with the asymptotic expressions one could, in principle, arrive at further refinements of the NNLO approximation for the CC DIS Wilson coefficients along the lines of Ref. [33] for NC DIS. Given the overall small numerical size of the higher order CC DIS QCD corrections, as well as the accuracy and kinematical coverage of the existing experimental data, we leave this task for future studies.

Figure 1 displays the comparison of the inclusive CC DIS cross section data from HERA [8] with the NNLO QCD corrections as discussed here in the text and using the $\overline{\text{MS}}$ c -quark mass definition with $m_c(m_c) = 1.24$ GeV

(see the ABM12 PDF fit [18]). The absolute magnitude of the NNLO corrections [taken at the nominal scale $\mu^2 = Q^2 + m_c(m_c)^2$] is small, so that the main virtue of NNLO accuracy lies in an overall reduction of the scale uncertainty.³

III. NEW DATA SETS RELEVANT FOR THE STRANGE SEA DETERMINATION

A. Charm di-muon production in ν -iron DIS

Charm production in $\nu(\bar{\nu})N$ DIS interactions offers ideally the most direct probe of strange sea quark distributions. The most common experimental technique is to detect inclusive semileptonic decays of charmed hadrons into muons, resulting in a clean signature with two muons of opposite charge in the final state. The di-muon production cross section depends on the inclusive semileptonic branching ratio B_μ , which reads

$$B_\mu = \sum_h B_\mu^h f_h(E_\nu), \quad (10)$$

where B_μ^h are the semileptonic branching ratios of the individual charmed hadrons, $h = D^0, D^+, D_s, \Lambda_c$ produced

³Main heavy-quark CC DIS corrections to NNLO [5–7] used in our analysis are included into version 2.0 of the OPEN-QCDRAD code and are publicly available online [34]. The code of Ref. [7] including all Wilson coefficients is available on request to Johannes.Bluemlein@desy.de.

in the neutrino-nucleon collisions (where the Λ_c notation includes heavier charmed baryons), $f_h(E_\nu)$ are the corresponding production fractions, and E_ν is the neutrino beam energy. In general, the charmed fractions f_h depend on the incoming neutrino energy. This fact can be explained by the contributions from quasielastic Λ_c and diffractive D_s^\pm production. These two contributions are significant mainly at low energies and they do not affect the value of B_μ at $E_\nu \gtrsim 50$ GeV, where the spectrum flattens out, cf. Fig. 2.

Typically, a minimal energy threshold is required for the muons to be identified experimentally, in order to suppress the background from π, K muonic decays. This experimental requirement results in an acceptance correction for the undetected phase space, which enhance the sensitivity of the charm di-muon measurements to the charm quark fragmentation into hadrons. A second potential source of uncertainty is related to the use of heavy nuclei as (anti) neutrino target, resulting in nuclear modifications on the measured cross-sections. In this paper we consider three charm di-muon data sets obtained on Fe-targets by the NuTeV, CCFR [2] and NOMAD [3] experiments.

The NuTeV and CCFR data samples [2]—corresponding to 5102 (1458) and 5030 (1060) $\nu(\bar{\nu})$ -induced di-muon events, respectively—have been the only charm di-muon data used in earlier fits [17,20], providing most of the information on the strange sea quark distributions. Both experiments have measured the absolute differential cross-section for charm di-muon production on iron, $d\sigma_{\mu\mu}^2/dx dy$. The minimal energy threshold for the muon detection was 5 GeV. It is worth noting that neglecting the dependence of B_μ on E_ν has been a good approximation in the analysis of the high energy NuTeV/CCFR di-muon data [20].

The new measurement of charm di-muon production in ν -Fe interactions by the NOMAD experiment [3] is characterized by an increase by a factor of three in the statistics (15344 events), as well as by an improved understanding of the uncertainties discussed above. The minimal energy threshold for the muon detection was lowered to 3 GeV, allowing for a substantial increase of the detected phase space, thus reducing the sensitivity to the charm quark fragmentation. The NOMAD data extends down to $E_\nu = 6$ GeV, providing a better sensitivity to charm production parameters close to the c -quark production threshold. The NOMAD experiment measured the ratio $\mathcal{R}_{\mu\mu} \equiv \sigma_{\mu\mu}/\sigma_{CC}$ between the charm di-muon cross-section and the inclusive charged current cross-section (two muons versus a single muon) as a function of the three independent variables E_ν , x , and the partonic center-of-mass energy $\sqrt{\hat{s}}$, for $Q^2 > 1$ GeV². This ratio offers a large cancellation of both experimental and theoretical uncertainties, including the nuclear corrections related to the Fe-target estimated employing the Kulagin-Petti (KP) model [37–39]. Indeed, a detailed calculation for the NOMAD kinematics taking into account the flavor dependence of the

different PDFs [40] shows that the overall nuclear correction on the ratio $\mathcal{R}_{\mu\mu}$ is $< 1\%$, which is much smaller than the corresponding experimental uncertainties in data, cf. Fig. 3.

Alternatively, the nuclear correction to the processes initiated by the strange quarks reported in Ref. [41] are enhanced as compared to the nonstrange ones. While the KP model is based on microscopical description of the nucleon, the nuclear effects in the CTEQ analysis of Ref. [41] are taken into account by introducing nuclear PDFs, which depend on the global nuclei characteristics, the charge and atomic number. Note, that the DIS data for light nuclear targets can discriminate these two approaches. Indeed, the JLAB data for ³He, ⁴He, and ⁹Be are well described by the KP model, in contrast to the ones based on the global properties of nuclei [39,42]. Furthermore, the number of fitted parameters describing the nuclear PDFs should be essentially the same as for the ordinary PDFs. However, the CTEQ analysis of Ref. [41] is based on the NuTeV data [2,43] only, which do not have the power to constrain all of the PDF components. Therefore, additional external constraints have to be imposed on the CTEQ nuclear PDFs of Ref. [41], in particular an assumption on the ratio d/u at large x , to ensure meaningful results. Meanwhile, a study of possible bias due to these assumptions is missing therefore a statistical significance of the observations of Ref. [41] is not fully quantified. Finally, an internal inconsistency of the inclusive NuTeV data [43] playing a central role in the CTEQ analysis has been recently revealed [44]. As a possible consequence of this inconsistency the CTEQ nPDFs extracted from the NC and CC DIS data are significantly different [45], i.e. they do not obey the QCD factorization. All these aspects of the analysis [41] should be clarified to allow a conclusive comparisons with the KP model.

In the energy region covered by the NOMAD data the inclusive semileptonic branching ratio B_μ demonstrates a clear dependence on E_ν . To account for this dependence we parameterize B_μ following Ref. [3] in the form

$$B_\mu(E_\nu) = \frac{B_\mu^{(0)}}{1 + B_\mu^{(1)}/E_\nu}, \quad (11)$$

which results in a rise of B_μ with E_ν at small E_ν and a saturation at large E_ν .

Since the fixed-target kinematics and the available beam energies do not allow for a coverage of the asymptotic region $\xi \gtrsim 50$ (Sec. II B), we use only the NLO approximation in the QCD analysis of the charm di-muon data in (anti)neutrino CC DIS. In all our fits to NuTeV, CCFR and NOMAD data we use the nuclear corrections for the Fe target following Refs. [37–39]. In order to reduce the computational time in our fits we do not apply electroweak corrections [46] to the NOMAD data, after verifying that they largely cancel out in the $\mathcal{R}_{\mu\mu}$ ratio.

B. Inclusive charm production in ν -emulsion interactions

Experiments using nuclear emulsions can directly detect the individual charmed hadrons D^0, D^+, D_s, Λ_c (and heavier charmed baryons) produced in (anti)neutrino interactions, through the location of the corresponding decay vertex. The information provided by emulsion experiments has the advantage that it does not rely upon semileptonic decays and it is therefore independent from B_μ . The limitations of this type of measurement are mainly related to the low statistics available due to the small mass of nuclear emulsions usable in practice. The average nuclear target for (anti)neutrinos in nuclear emulsions is $A = 81$ and $Z = 36$. Only two data samples are currently available. The E531 experiment [35] collected 120 ν -induced inclusive charm events and measured the complete decay and event kinematics, allowing for a determination of the charm production fractions, $f_h(E_\nu)$. The recent measurement by the CHORUS experiment [4] collected a total of 2013 inclusive charm events, although only the visible neutrino energy and the charm decay length were measured. The CHORUS experiment has also measured separately the yields of neutral (D^0) and charged charmed hadrons as a function of the neutrino energy.

In this paper we focus on the ratio $\mathcal{R}_c \equiv \sigma_c/\sigma_{CC}$ between the total charm cross-section and the inclusive CC cross-section as a function of the neutrino energy, which was published by the CHORUS experiment [4]. This ratio has the advantage of largely canceling out nuclear corrections related to the heavy nuclei in emulsions [37–39], cf. Fig. 3. It is worth noting that the direct charm detection in emulsions is potentially less sensitive to the details of the charm quark fragmentation than charm di-muon production. Since there is no exclusive selection of one particular decay mode and no fixed threshold on the momenta of the decay products, a larger phase space is detectable. The energy resolution achievable is, however, lower compared to electronic detectors like NOMAD. In order to be consistent with the measurement of $\mathcal{R}_{\mu\mu}$ from NOMAD and to have a reliable calculation of inclusive CC structure functions, we restrict our analysis to the kinematic region with $Q^2 > 1 \text{ GeV}^2$. To this end, we directly evaluate the acceptance of this cut as a function of E_ν with the high resolution NOMAD data and apply the corresponding correction to the CHORUS measurement of $\mathcal{R}_c(E_\nu)$. We note that this acceptance correction is small (typically a few percent) and quickly vanishes with the increase of E_ν .

Since the typical momentum transfer is not too large compared to m_c , we use only the NLO approximation in the QCD analysis of CHORUS charm data. In all our fits to CHORUS data we use the nuclear corrections for the average emulsion target following Refs. [37–39]. Similarly to the case of NOMAD data discussed in Sec. III A, we do not apply electroweak corrections [46] to the CHORUS data, after verifying that they largely cancel out in the \mathcal{R}_c ratio.

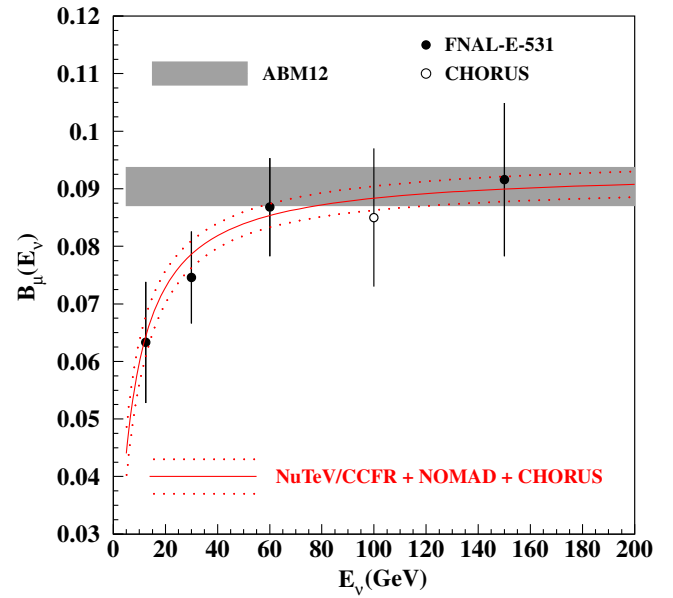


FIG. 2 (color online). Value of the semileptonic branching ratio $B_\mu(E_\nu)$ obtained in the variant of the present analysis with the combination of the NOMAD [3] and CHORUS [4] data added (solid line: central value, dots: 1σ error band), compared with the corresponding 1σ band obtained in the ABM12 fit [18] (shaded area). The measurements of B_μ by the emulsion experiments FNAL-E-531 [35] (full circles) and CHORUS [36] (hollow circles) are given for comparison.

Following the approach of Ref. [20], in all fits including charm di-muon data we constrain the inclusive semileptonic branching ratio B_μ with the measurement of charm production fractions $f_h(E_\mu)$ from the E531 experiment. These latter are convoluted with the recent values of exclusive branching ratios for charmed hadrons to determine B_μ at different neutrino energies, as shown in Fig. 2. In addition, we use the recent direct measurement of B_μ in nuclear emulsions by the CHORUS experiment [36]. As seen in Fig. 2, the emulsion data from E531 and CHORUS are in agreement with a rising B_μ according to Eq. (11).

C. Associated W + charm production at the LHC

The associated production of W -bosons and charm quarks in proton-(anti)proton collisions at the LHC is directly sensitive to the strange parton distributions through the Born-level scattering off a gluon,

$$g + s \rightarrow W + c, \quad (12)$$

and was proposed for a study of the strange distribution and asymmetry earlier [47–49]. The LHC measurements of associated production of W -bosons and charm quarks probe the strange quark distribution in the kinematic region of $x \approx 0.012$ at the scale $Q^2 = M_W^2$. The cross section of the associated W + charm production in proton-proton collisions at the LHC at a center-of mass of $\sqrt{s} = 7 \text{ TeV}$

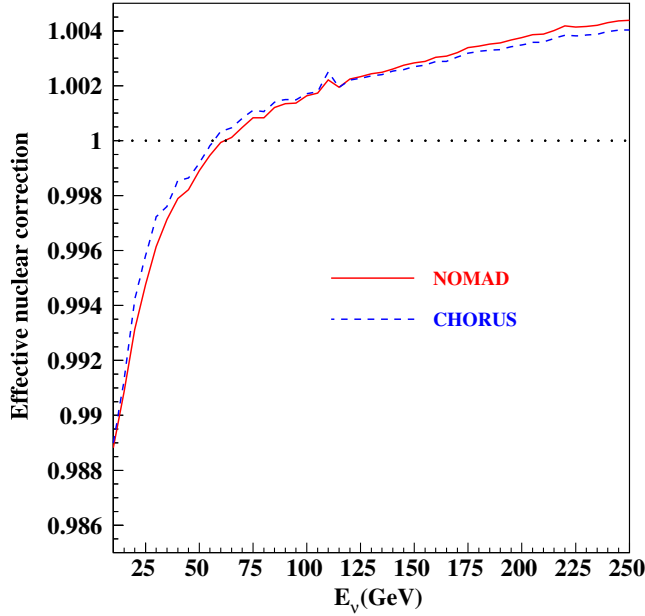


FIG. 3 (color online). Effective overall nuclear correction on the ratios $\mathcal{R}_{\mu\mu}$ in iron (solid line) and \mathcal{R}_c in emulsion (dashes) calculated as the double ratio of the charm and inclusive DIS cross-sections on the given nucleus and on the equivalent average free nucleon. The total cross-section as a function of the neutrino energy E_ν is integrated over the phase space probed by the NOMAD and CHORUS experiments, respectively.

has been measured recently by the CMS [12] and ATLAS [13] collaborations. Both data sets correspond to the integrated luminosity of 5 fb^{-1} . The W -boson candidates are identified by their decays into a charged lepton (muon or electron) and a neutrino, while the charm quark is tagged using hadronic and inclusive semileptonic decays of charm hadrons. The W -boson and the charm quark are required to have opposite charges. The same-charge combinations are subtracted to suppress potential contributions of the gluon splitting into a heavy-quark pair. The cross sections and cross-section ratios of W + charm production are measured differentially as a function of the pseudorapidity of the electron or muon originating from the W -boson decay and are provided together with the correlations of the systematic uncertainties for both measurements. The results of the QCD analysis presented here use the absolute differential cross sections of W + charm production, measured in bins of the pseudorapidity of the lepton from the W -decay.

The CMS measurements [12] of W + charm used in the present analysis are obtained for the transverse momenta of the lepton from W -decay larger than 35 GeV. The cross sections of W + charm production at CMS are determined at the parton level and the theory predictions for the CMS measurements used in the present analysis are calculated at NLO by using the MCFM program [50,51] interfaced to APPLGRID [52]. The ATLAS measurement [13] of associated W + charm production is performed at the hadron

level taking the transverse momentum of the W -decay lepton greater than 20 GeV. The theoretical predictions for the ATLAS data are obtained using the aMC@NLO simulation, which combines an NLO QCD matrix-element calculation with a parton-shower framework [53]. At the parton-level results of aMC@NLO were found to be in a good agreement with the MCFM predictions [54]. In either case the theoretical calculations cannot be performed interactively in the PDF fit, since they are quite time consuming. Instead, for the ATLAS and CMS W + charm measurements, we employ the same approach implemented in the ABM12 fit [18] to the LHC data on the Drell-Yan process. The time-consuming theoretical predictions are computed only once for all members of a given PDF set, which encodes the PDF uncertainties. The resulting grid is later used in the fit so that the predictions corresponding to the values of the fitted PDF parameters are estimated by an interpolation among the grid entries. Thus, lengthy computations are only necessary during the fit preparation stage, while the fit itself runs quite fast.

IV. DETERMINATION OF THE STRANGE SEA QUARK DISTRIBUTIONS

In the earlier ABM12 fit [18] the strange sea has basically been constrained by the NuTeV/CCFR data on charm di-muon production in (anti)neutrino CC DIS [2]. Meanwhile, the recent NOMAD charm di-muon data [3] and the CHORUS inclusive charm data [4] in neutrino CC interactions allow an improved strange sea determination. Additional constraints on the strange sea can be obtained from the first CMS and ATLAS data on the associated W -boson and c -quark production [12,13]. In the present paper we consider several variants of the ABM12 fit [18] with different combinations of the new data sets together with the NuTeV/CCFR data [2]:

NuTeV/CCFR + NOMAD aimed to check the impact of the NOMAD data [3]

NuTeV/CCFR + CHORUS—the same for the CHORUS data [4]

NuTeV/CCFR + CMS—the same for the CMS data [12].

We also consider the following variants of the fit:

NuTeV/CCFR + CMS + ATLAS—to allow comparison of the W + charm data obtained by ATLAS [13] with the CMS measurements [12]

NuTeV/CCFR + NOMAD + CHORUS to check the cumulative impact of the (anti)neutrino-induced charm production data [2–4]

CHORUS + CMS + ATLAS to check the cumulative impact of the data sets [4,12,13] independent from the semileptonic branching ratio B_μ .

These fits have been upgraded as compared to the ABM12 one in the following respects:

- (i) The NNLO corrections to the massive Wilson coefficients of Sec. II B are taken into account when

computing the c -quark contribution to the inclusive CC DIS structure function for the HERA data kinematics [8]. These data cover the range of $Q^2 = 300\text{--}15000\text{ GeV}^2$ and therefore the asymptotic corrections can be safely applied. The numerical impact of the NNLO terms is about 5% at the smallest values of $x \sim 0.01$ covered by the HERA CC DIS data and it falls off to negligible values at $x = O(0.1)$, cf. Fig. 1. The new NNLO correction leads to an improved description of the data, with a value of χ^2 reduced by 6 units for 114 data points in the HERA CC DIS subset used in our analysis. In contrast, the charm di-muon data from (anti)neutrino CC DIS populate only the region of $Q^2 \lesssim 100\text{ GeV}^2$. Therefore, the asymptotic NNLO corrections cannot be applied to most of this kinematical range. Furthermore, due to the relatively small beam energy the highest values of Q^2 covered by (anti)neutrino data correspond to the values of $x = O(0.1)$, where the NNLO corrections can be neglected.

- (ii) The inclusive semileptonic branching ratio B_μ for charmed hadrons is parametrized according to Eq. (11) to take into account the dependence on the neutrino energy E_ν , rather than using a constant B_μ as in the earlier ABM fits. The parameters $B_\mu^{(0,1)}$ are fitted to the data simultaneously with the PDFs, high twist terms, strong coupling constant, mass of the charm quark etc. (cf. Ref. [17] for the full list of

fitted parameters). The large- E_ν asymptotic coefficient $B_\mu^{(0)}$ is partly constrained by the combination of neutrino- and antineutrino-induced charm di-muon data from NuTeV/CCFR like in the earlier ABM fits (cf. Ref. [20] for details), while the coefficient $B_\mu^{(1)}$ is basically determined by the E-531 data [35] on B_μ and by the NOMAD charm di-muon data at small E_ν as in Ref. [3]. Our best estimate for $B_\mu(E_\nu)$ obtained in the variant of our analysis with the NuTeV/CCFR, NOMAD, and CHORUS data included is displayed in Fig. 2. At large E_ν the shape of B_μ is comparable to the behavior taken for the ABM12 fit. The value of the coefficient $B_\mu^{(0)} = 0.0933(25)$ obtained in the present analysis is consistent with the E_ν -independent determination $B_\mu = 0.0904(33)$ in ABM12 [17]. At small E_ν the value of B_μ falls off significantly and the coefficient controlling this behavior is determined in our analysis as $B_\mu^{(1)} = 5.6 \pm 1.1\text{ GeV}$.

- (iii) As a minor improvement we also have corrected the absolute normalization of the ATLAS data on W - and Z -boson production [55], in line with the findings of Ref. [56]. However, this correction causes only little improvement in the value of χ^2 for the ATLAS data and practically does not affect the PDFs extracted (cf. *Note added in proof* in Ref. [18]).

The NOMAD data pull the strange distribution somewhat down as compared to the NuTeV/CCFR determination, as seen in Fig. 4. The effect is particularly significant

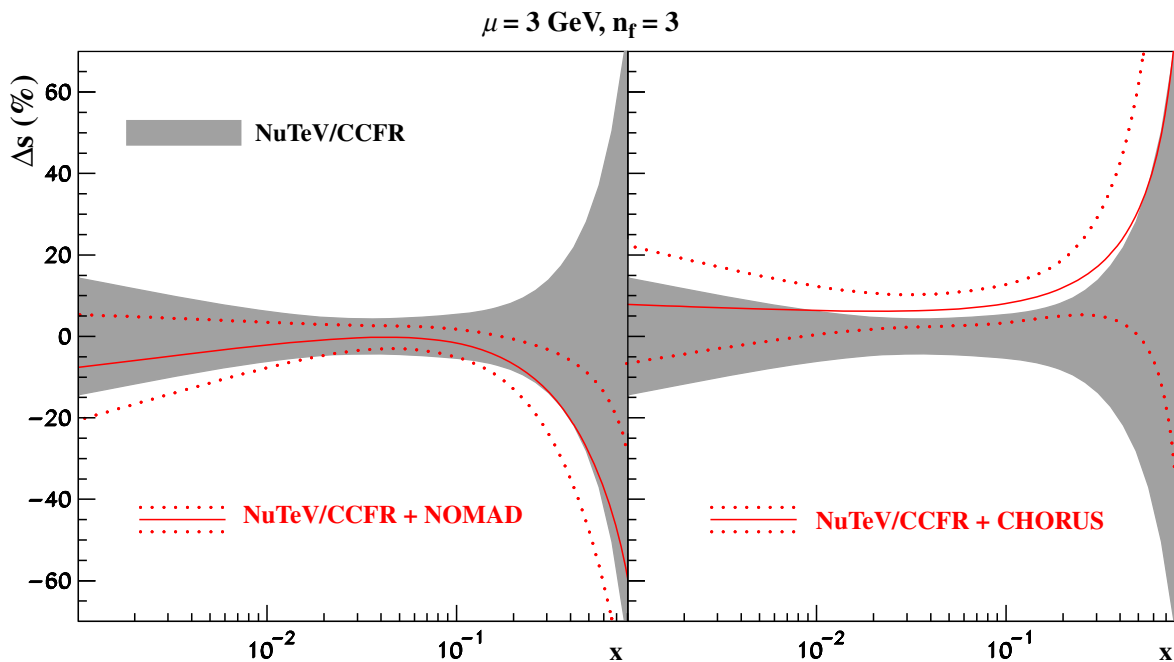


FIG. 4 (color online). Relative strange sea uncertainty obtained from different variants of the present analysis: the grey area represents the result with only the NuTeV and CCFR data [2] employed to constrain the strange sea, the solid lines show the relative change in the strange sea due to the NOMAD [3] (left panel) and CHORUS [4] (right panel) data sets, respectively. The dotted lines correspond to the 1σ strange sea uncertainty after the inclusion of the new data sets.

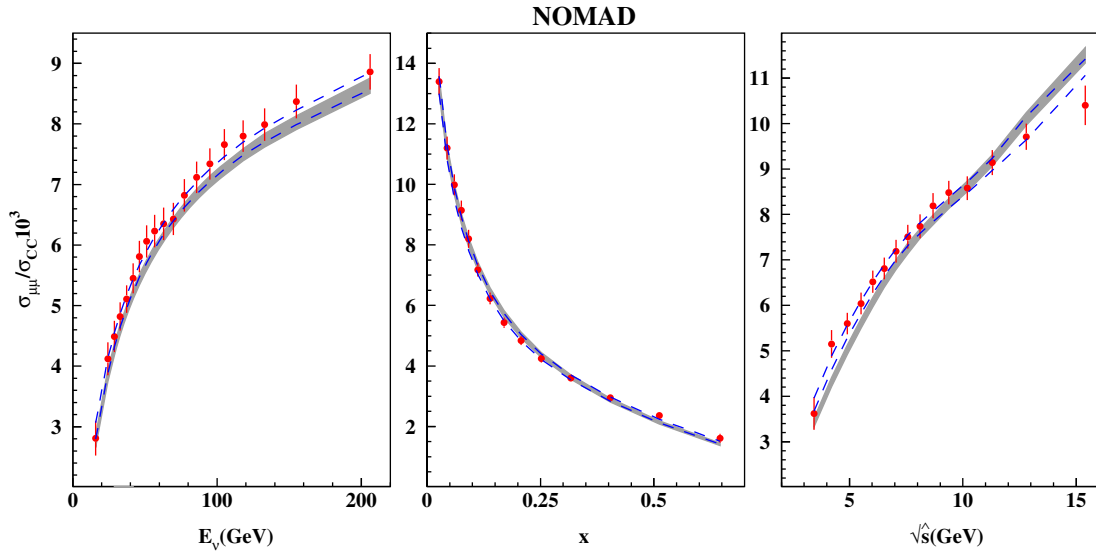


FIG. 5 (color online). Ratio $\mathcal{R}_{\mu\mu}$ between the cross-sections for charm di-muon production and the inclusive CC neutrino-nucleon measured by the NOMAD collaboration [3] as a function of the beam energy E_ν (left), the Bjorken x (central), and the partonic center-of-mass energy $\sqrt{\hat{s}}$ (right) compared with the 1σ band obtained from the variant of our fit with the NOMAD data included (shaded area). The dashed lines display the 1σ band for the variants of the fit based only on the respective NOMAD distributions.

at large x due to a better coverage of the low- E_ν region in the NOMAD data sample. Correspondingly, the uncertainty in the large- x strange sea is reduced. The quality of the overall description of the NOMAD data is rather good, with a value of $\chi^2/NDP = 49/48$, where NDP is the number of data points. However, the $\mathcal{R}_{\mu\mu}$ distributions as a function of E_ν and the partonic center-of-mass energy $\sqrt{\hat{s}}$

show a worse agreement with the fit, cf. Fig. 5. Furthermore, the variants of the fit based on the individual E_ν - and $\sqrt{\hat{s}}$ -distributions only exhibit some deviations from the fit in which all NOMAD data are included. In any case, the deviations observed are within the fit uncertainty and the PDFs obtained using the different NOMAD data subsets are consistent.

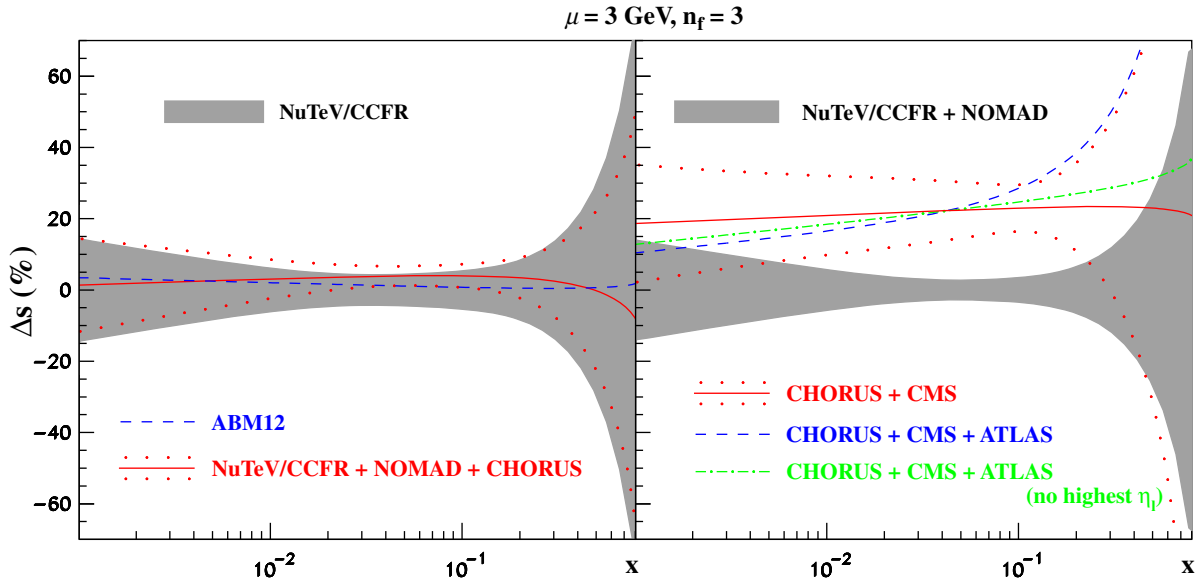


FIG. 6 (color online). Left panel: Same as Fig. 4 for the variant of the present analysis with only the NuTeV/CCFR [2] data (grey area) in comparison with the one including also the NOMAD [3] and CHORUS [4] data; the dashed line displays the relative difference with respect to the ABM12 fit [18]. Right panel: Same as the left panel for the variant of the present analysis with the NuTeV/CCFR and NOMAD data in comparison with the one including only the CHORUS and CMS [12] data; the relative changes in the strange sea due to the addition of the complete set of the ATLAS W + charm data [13] and the reduced set with the highest lepton pseudo-rapidity η_l removed are also displayed as dashed and dotted-dashed lines, respectively.

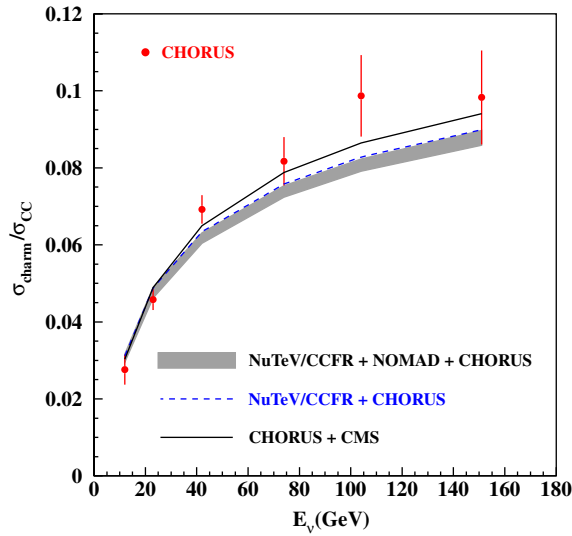


FIG. 7 (color online). Ratio \mathcal{R}_c between the cross-sections for inclusive charmed hadron production and the inclusive CC neutrino-nucleon DIS measured by the CHORUS collaboration [4] as a function of the beam energy E_ν compared to the 1σ band obtained from the variant of the present analysis with the NuTeV/CCFR [2], NOMAD [3], and CHORUS data included (shaded area). The central values corresponding to the variants with other combinations of the data sets used to constrain the strange sea (solid line: CHORUS with CMS [12], dashed line: NuTeV/CCFR with CHORUS) are also shown.

The CHORUS data pull the strange distribution somewhat up in the entire range of x , as visible in Fig. 4. This is in contrast with the impact of the NOMAD sample. However, both results are consistent within the uncertainties. In the variant of the fit including both NOMAD and

CHORUS data these opposite trends compensate each other so that the central value of the resulting strange sea distribution is close to the one preferred by the NuTeV and CCFR data, cf. Fig. 6. At the same time the error in the strange sea is improved, in particular at $x = O(0.1)$. The CHORUS data somewhat overshoot the fit, especially if the NOMAD data are included, cf. Fig. 7, however, in all variants of the fit the value of χ^2 for the CHORUS data is within the range of 5–9 for $NDP = 6$, which is statistically acceptable.

The CMS data on the associated $W +$ charm production also prefer a somewhat enhanced strange sea, cf. Fig. 6. The absolute cross section measurements are much more sensitive to the strange sea than the ratio of the individual $W^+\bar{c}$ and W^-c channels, which is basically driven by the $s - \bar{s}$ PDF asymmetry. However, in both cases the experimental errors are much bigger than the PDF uncertainties in the predictions based on the NuTeV/CCFR data. As a result, the variant of the fit with the NuTeV/CCFR and CMS data included does not deviate much from the ABM12 one, as shown in Fig. 8. Moreover, in this case the relative change in the strange sea due to the CMS data is only at the level of few percent, due to the constraint coming from the NuTeV/CCFR sample, cf. Fig. 9. If we release the constraint from the NuTeV/CCFR data, we can obtain a somewhat enhanced strange sea distribution. In particular, this trend is observed in the variant of fit based on the combination of the CMS and CHORUS data only, cf. Fig. 8. In this case the low- x asymptotic behavior of the strange sea is poorly determined. In order to improve the stability of the fit we impose an additional constraint on the low- x strangeness exponent

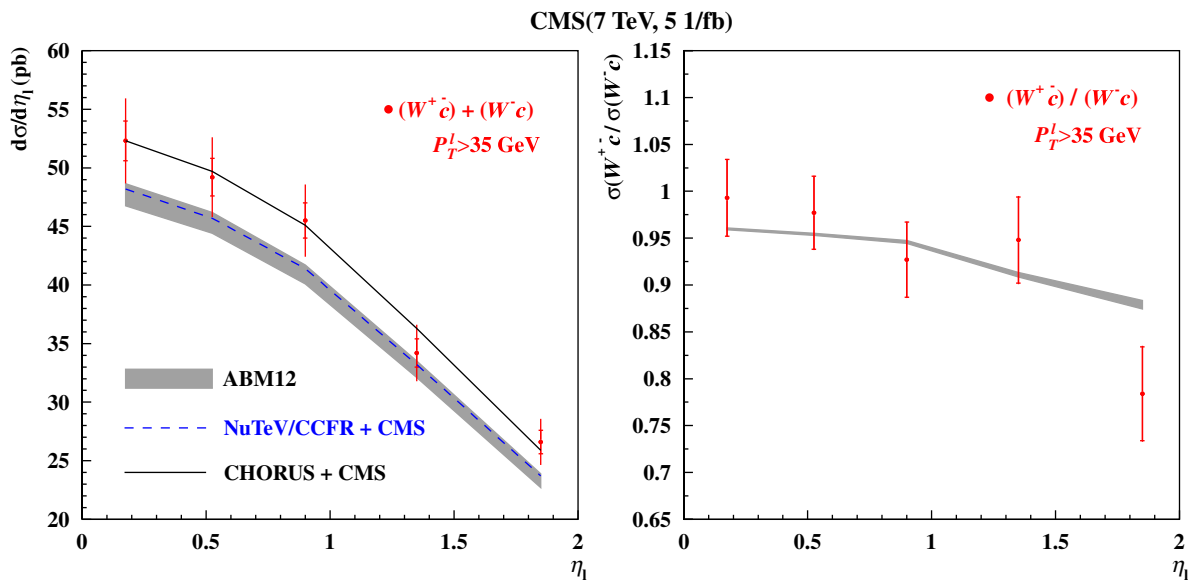


FIG. 8 (color online). Same as Fig. 7 for the CMS cross-section data on the $W +$ charm production [12] with a transverse momentum of the lepton from W -decay $P_T^l > 35$ GeV as a function of the lepton pseudo-rapidity η_l (left panel: sum of the absolute cross sections for the W^+c and $W^-\bar{c}$ channels, right panel: the ratio of these two). The shaded area represents the 1σ PDF uncertainty band from the ABM12 predictions.

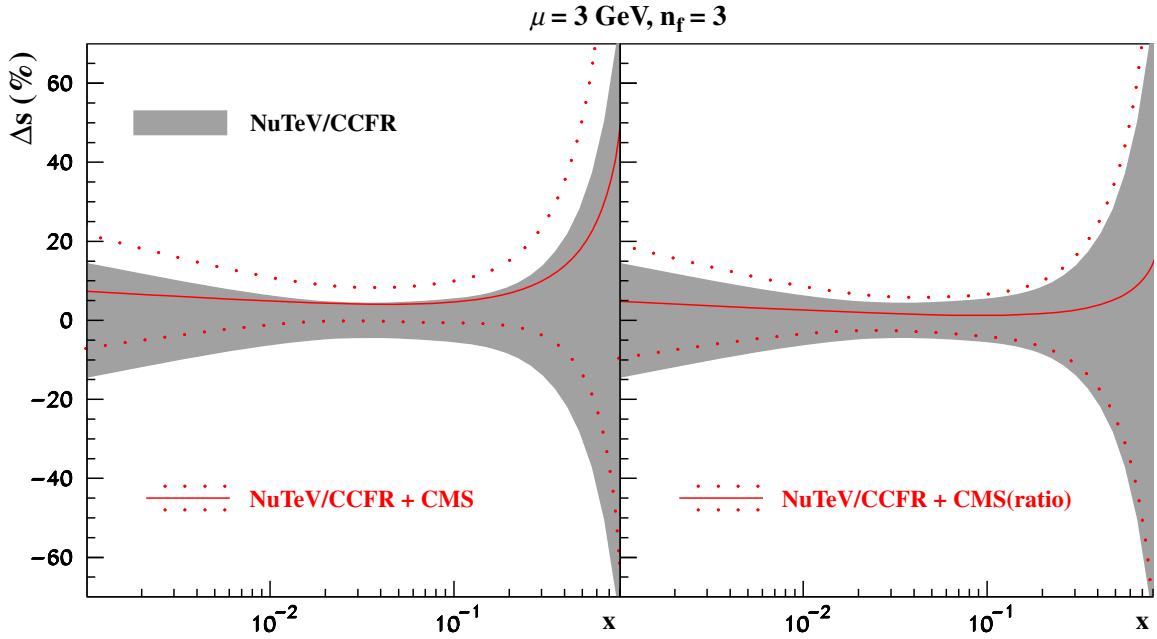


FIG. 9 (color online). Same as Fig. 4 for the CMS data [12] on the sum of the W^-c and $W^+\bar{c}$ production cross sections (left panel) and the ratio of these two (right panel).

$$a_s = -0.234 \pm 0.036, \quad (13)$$

resulting from the fit based on the combination of all (anti) neutrino data from NuTeV/CCFR, NOMAD, and CHORUS. The strange sea distribution obtained in this way is somewhat enhanced as compared to the ABM12 one, while the theory curve goes essentially through the

CMS data points. The ATLAS data on W + charm production [13] are also in good agreement with this variant of the fit, cf. Figs. 10–12. This fact demonstrates a good consistency between the CMS and ATLAS measurements. A certain discrepancy is observed for the ATLAS data points with the largest pseudorapidity of the W -decay leptons, although it is not statistically significant. Indeed,

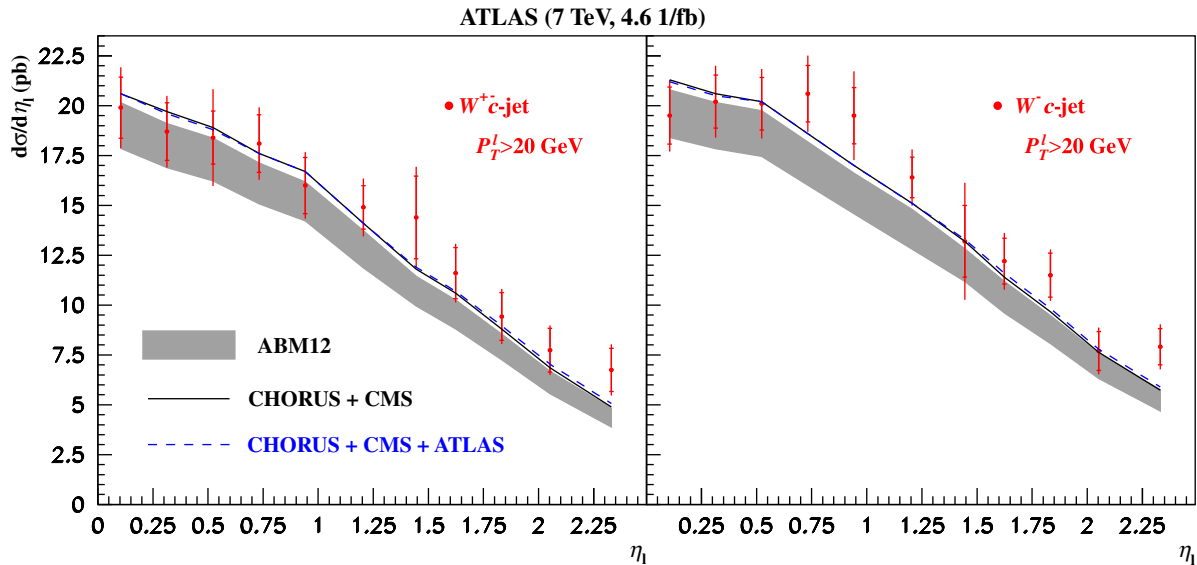


FIG. 10 (color online). Same as Fig. 8 for the ATLAS data on the cross section of the associated W -boson and the charm jet production [13] with a transverse momentum of the lepton from W -decay $P_T^l > 20 \text{ GeV}$ as a function of the lepton pseudorapidity η_1 (left panel: W^+c -jet, right panel: W^-c -jet). The dashed line gives the central value of the present analysis with the CHORUS [4], CMS [12], and ATLAS [13] data used to constrain the strange sea. The theoretical uncertainties related to the modeling of the initial- and final-state radiation are included into the ABM12 error band.

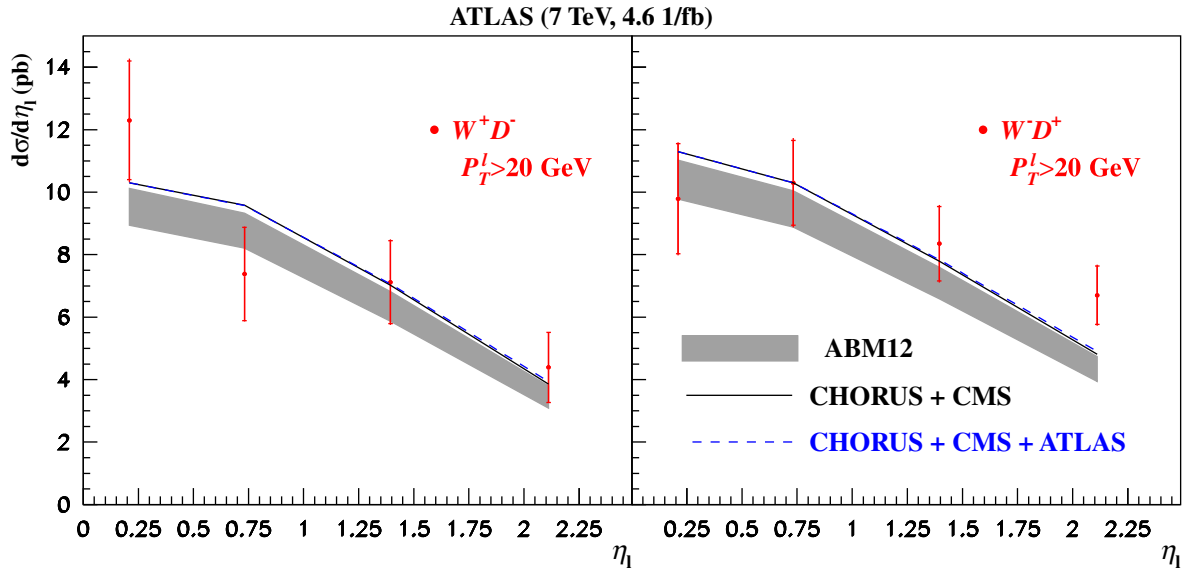


FIG. 11 (color online). Same as Fig. 10 for the ATLAS data on the cross section of the associated W -boson and the D -meson production [13] (left panel: W^+D^- , right panel: W^-D^+).

in the variant of fit including also the CHORUS and CMS data a value of $\chi^2/NDP = 33/38$ is obtained for the full ATLAS $W +$ charm sample, taking into account both the experimental correlated uncertainties and the theoretical error related to the modeling of the initial- and final-state radiation. For comparison, a value of $\chi^2/NDP = 17/32$ is obtained if the ATLAS data with the largest pseudorapidity of the W -decay are rejected. In the former variant the strange sea is enhanced within 1σ at $x \gtrsim 0.1$, in line with the tension observed, as shown in Fig. 6. At the same time the strange sea distribution obtained in the variant with the points at the largest pseudorapidity removed is in very good

agreement with the determination based on the CHORUS and CMS data only.

A combination of the CMS and ATLAS $W +$ charm data with the CHORUS measurement defines the upper limit for the strange sea distribution which can be obtained in our analysis, since these three samples prefer an enhanced strange sea compared to the one obtained in the ABM12 fit. We obtained this upper limit by including a combination of the CMS, ATLAS, and CHORUS data into the fit, without the charm di-muon data from NuTeV/CCFR and NOMAD, which are sensitive to the semileptonic branching ratio B_μ . By imposing the low- x strange sea exponent constraint

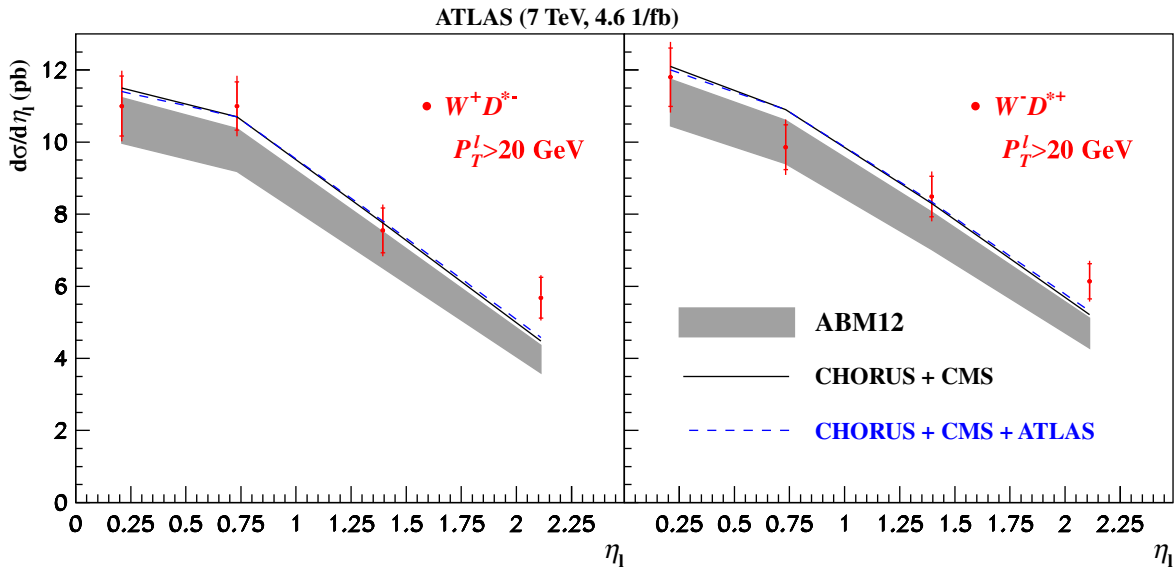


FIG. 12 (color online). Same as Fig. 10 for the ATLAS data on the cross section of the associated W -boson and the D^* -meson production [13] (left panel: W^+D^{*-} , right panel: W^-D^{*+}).

from Eq. (13) in this fit, the small- x strange sea distribution is determined as well as in the ABM12 fit, cf. Fig. 6. In general, the resulting strange sea distribution is shifted upwards by some 20% as compared to the fit based on the combination of the charm di-muon data from NuTeV/CCFR and NOMAD. At large x this shift is statistically insignificant due to the large uncertainties, however at $x \sim 0.1$ it amounts to up to 2–3 standard deviations. These numbers provide a bound on the outermost discrepancy in the strange sea determination preferred by different data sets considered since the NuTeV/CCFR and NOMAD pull the strange sea somewhat down as compared to ATLAS, CMS, and CHORUS. It is also worth noting that the impact of the combination of the NOMAD and CHORUS data is much smaller and does not exceed the strange sea uncertainties, cf. Fig. 6. We do not consider to add the ATLAS and CMS data to our final reference fit in view of the missing NNLO QCD corrections to the hadro-production of W + charm. This choice does not lead to any essential change in the strange sea distribution because of the rather big uncertainties in those data.

V. COMPARISON WITH EARLIER DETERMINATIONS

The strange sea obtained in the variant of our analysis based on the (anti)neutrino induced charm production data from NuTeV/CCFR, NOMAD, and CHORUS is in agreement with the ABM12 one within the errors, cf. Fig. 6. At the same time, the errors at $x \gtrsim 0.01$ are largely improved, particularly at $x = \mathcal{O}(0.1)$, where the improvement in the error amounts to a factor of two. Conventionally, the magnitude of the strange sea is often presented in terms of an integral strangeness suppression factor

$$\kappa_s(\mu^2) = \frac{\int_0^1 x[s(x, \mu^2) + \bar{s}(x, \mu^2)]dx}{\int_0^1 x[\bar{u}(x, \mu^2) + \bar{d}(x, \mu^2)]dx}, \quad (14)$$

where s , \bar{s} , \bar{u} , and \bar{d} are the strange, antistrange, anti-up, and anti-down quark distributions, respectively. The value of κ_s obtained in the variant of the present analysis including the NuTeV/CCFR, NOMAD, and CHORUS data is comparable to the NOMAD [3] and CMS [57] determinations, cf. Table I. However, the error in κ_s obtained by CMS is quite large due to the PDF parametrization uncertainty.

TABLE I. The integral strangeness suppression factor Eq. (14) obtained in the present analysis in comparison with the earlier determinations.

	Present analysis (NuTeV/CCFR +NOMAD +CHORUS)	NOMAD [3]	CMS [57]
$\kappa_s(20 \text{ GeV}^2)$	0.654 ± 0.030	0.591 ± 0.019	0.52 ± 0.17

At the same time the error in κ_s obtained by NOMAD is smaller than ours. This fact can be explained by the constraints imposed in the NOMAD analysis on the low- x strange sea behavior, which is poorly determined by those data alone. It is also worth noting that the normalization of κ_s in Eq. (14), i.e. the second Mellin moment of $\bar{u} + \bar{d}$, is not fixed by any sum rule, and is therefore itself subject to variations in any given analysis.

The x -dependence of the strange sea distribution is not much different from the nonstrange ones. In particular, the shape of the x -dependent strange sea suppression factor

$$r_s(x, \mu^2) = \frac{s(x, \mu^2) + \bar{s}(x, \mu^2)}{2\bar{d}(x, \mu^2)}, \quad (15)$$

preferred by the combination of the NuTeV/CCFR, CHORUS, and NOMAD data, assumes roughly a constant value over the entire x -range, cf. Fig. 13. This is in line with the earlier analysis [20] and other global PDF fits [19,58,59]. The value of r_s as obtained from the combination of the CHORUS and CMS data is somewhat enhanced at $x = \mathcal{O}(0.01)$, although it suffers from large uncertainties. As discussed above, this combination of data gives an upper limit for the size of the strange sea distribution determined in our analysis. This determination is consistent with the results obtained by CMS [57] from the analysis of their own measurements of the muon

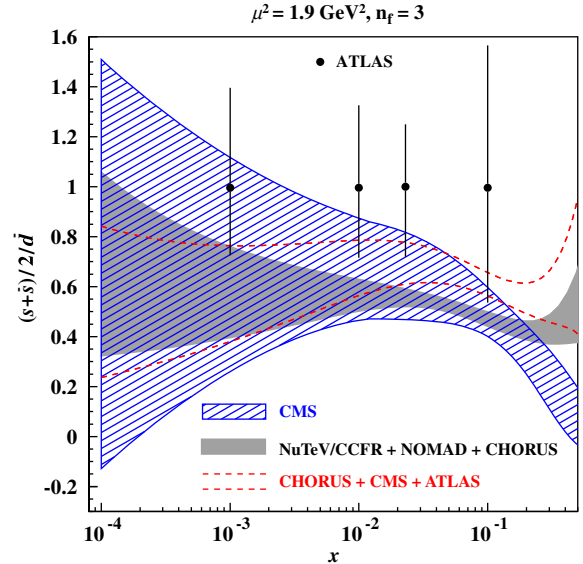


FIG. 13 (color online). The 1σ band for the strange sea suppression factor $r_s = (s + \bar{s})/2/\bar{d}$ as a function of the Bjorken x obtained in the variants of present analysis based on the combination of the data by NuTeV/CCFR [2], CHORUS [4], and NOMAD [3] (shaded area) and CHORUS [4], CMS [12], and ATLAS [13] (dashed lines), in comparison with the results obtained by the CMS analysis [57] (hatched area) and by the ATLAS $epWZ$ -fit [11,13] at different values of x (full circles). All quantities refer to the factorization scale $\mu^2 = 1.9 \text{ GeV}^2$.

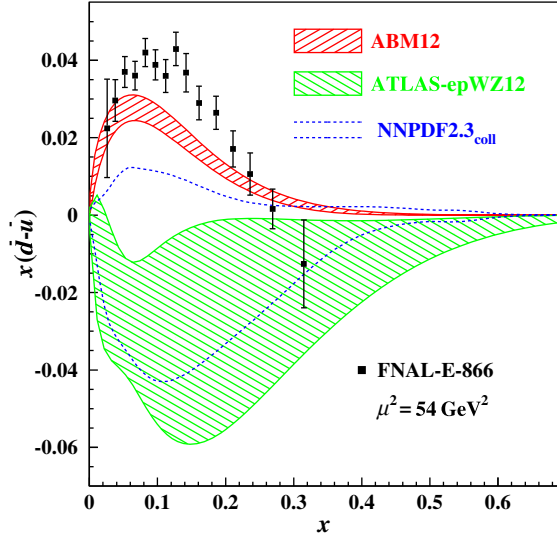


FIG. 14 (color online). The 1σ band for the isospin asymmetry of the sea $x(\bar{d} - \bar{u})$ at the scale of $\mu^2 = 54 \text{ GeV}^2$ as a function of the Bjorken x obtained in the ABM12 fit (right-tilted hatch), in comparison with the corresponding ones obtained by the ATLAS [11] (left-tilted hatch) and the NNPDF [19] (dashed lines) analyses using only the LHC and HERA collider data. The values of $x(\bar{d} - \bar{u})$ extracted from the FNAL-E-866 data [60] within the Born approximation are also shown as full circles with error bars.

asymmetry in W decays and $W + \text{charm}$ production in combination with the HERA DIS data [8]. However, a much higher value of $r_s = 1.00_{-0.28}^{+0.25}$ was obtained at $x = 0.023$ and $\mu^2 = 1.9 \text{ GeV}^2$ in the ATLAS $epWZ$ -fit [11] to a combination of the ATLAS data on the W - and Z -production [55] together with the HERA DIS data. The nonstrange sea obtained in Ref. [11] also differs from ours in several aspects. In particular, we obtain a positive isospin asymmetry of the sea $x(\bar{d} - \bar{u})$, as preferred by the FNAL-E-866 Drell-Yan data [60] included into our analysis, cf. Fig. 14. Instead, the value of $x(\bar{d} - \bar{u})$ obtained in Ref. [11] is negative, implying that the strange sea enhancement is achieved at the expense of a suppression of the d -quark distribution. We note that the same picture is actually observed in the analysis by the NNPDF collaboration (version 2.3) based on collider data only [19]. Since the HERA inclusive DIS data do not allow us to disentangle the flavor species of the PDFs, these peculiarities may be attributed to the impact of the ATLAS data.

Our fit is in good agreement with the ATLAS data sample despite the fact that the strange sea is suppressed by a factor of roughly two in the region of the ATLAS kinematics. Indeed, we obtain a value of $\chi^2/NDP = 34.5/30$ for the ATLAS data in the variant including the NuTeV/CCFR, NOMAD, and CHORUS data. This is well comparable to the value of $\chi^2/NDP = 33.9/30$ obtained in the analysis of Ref. [11]. Furthermore, our value of $r_s = 0.56 \pm 0.04$ at $x = 0.023$ and $\mu^2 = 1.9 \text{ GeV}^2$ is, in fact, in

agreement with the ones of Refs. [11,19] considering the large uncertainties of the latter. Therefore, in principle the difference between the central values may be explained by a limited potential of the existing collider data for the flavor separation of the quark PDFs. We also point out that additional discrepancies with respect to the analyses of Refs. [11,19] may appear due to the different factorization scheme employed to describe the DIS c -quark production. However, this topic deserves a separate study.

The $\overline{\text{MS}}$ value of the charm quark mass $m_c(m_c)$ obtained with the NuTeV/CCFR, NOMAD, and CHORUS data included into the fit,

$$m_c(m_c) = 1.222 \pm 0.024 \text{ (exp) GeV}, \quad (16)$$

is consistent with the one of the ABM12 fit [18]. However, the experimental uncertainty is slightly improved due to the impact of the newly added NOMAD and CHORUS data. The value in Eq. (16) is also in agreement with the earlier determinations based on the DIS data [3,22,61–63] and the world average [64], which has a comparable accuracy.

VI. SUMMARY

A detailed flavor separation of PDFs in the nucleon has become an important ingredient to achieve precise QCD predictions for current collider experiments, as well as for precision studies of electroweak physics in (anti)neutrino interactions. Of the light quark flavor PDFs the strange quark has been subject to the least number of constraints by experimental data. Using new data sets from the CHORUS and NOMAD experiments on charm quark production in neutrino DIS interactions, as well as LHC data on exclusive $W + \text{charm}$ production, a significant reduction of the uncertainties in the determination of the strange quark PDF has been achieved with the present study.

The ABM fit of PDFs and of the strong coupling constant α_s has so far used mainly NuTeV/CCFR data on charm di-muon production in neutrino-nucleus DIS to constrain s and \bar{s} in the proton. The study described in the present paper is based upon the ABM framework and has considered the impact of new recent data sets relevant for the determination of the strange sea distribution. As a base line, the fit to the combined data of NuTeV, CCFR, NOMAD and CHORUS has been shown to lead to small upwards shifts in the strange sea distributions $\mathcal{O}(5\%)$, while the extreme case using only a combination of CMS, ATLAS and CHORUS data leads to an upwards shift $\mathcal{O}(20\%)$. This latter result can be considered as an upper limit allowed by existing data. As an additional benefit, the energy dependence of the semileptonic branching ratio B_μ of the charmed hadrons, relevant for all (anti)neutrino induced charm di-muon data, has been determined with the help of the new NOMAD data. The resulting strange quark PDF has been employed to obtain predictions for the exclusive $W + \text{charm}$ production at the LHC. Comparisons

with the available data from CMS and ATLAS demonstrated a good consistency.

The results of the present analysis on the strange quark PDF do not support the ATLAS claim of an enhanced strange sea obtained in the $epWZ$ -fit. Similar conclusions can be drawn with respect to the findings of the NNPDF (version 2.3) PDF fit including only collider data and disregarding any fixed-target data. In scrutinizing those analyses we have shown that, effectively, the strange sea enhancement observed by both the NNPDF (version 2.3) fit and the ATLAS $epWZ$ -fit is the result of a suppression of the d -quark distribution. Such a suppression leads to an additional discrepancy for the isospin asymmetry of the sea $\bar{d} - \bar{u}$ with respect to the E-866 Drell-Yan data. Apparently, a separation of the individual quark flavor PDFs in the proton based entirely on collider data has strong limitations given the current experimental and theoretical uncertainties.

Future developments in both theory and experimental measurements are needed to improve the determination of the strangeness content of the proton. On the theory side, the complete NNLO QCD correction for heavy-quark CC DIS, i.e. not just in the asymptotic regime of large Q^2/m_h^2 , will minimize residual uncertainties in the analysis of the charm production data in (anti)neutrino DIS interactions. Likewise, for the process $pp \rightarrow W + c$ at the LHC some gain in accuracy is to be expected from a complete computation of the NNLO QCD corrections, e.g., for the differential distribution $d\sigma(W^+ + c)/d\eta_l$. On the experimental side, a measurement of $d\sigma(W^+ + c)/d\eta_l$ needs an $\mathcal{O}(3\%)$ accuracy in order to improve upon the current status

in the strangeness determination. For the ratio $\sigma(W^+ + c)/\sigma(W^- + c)$ an $\mathcal{O}(1\%)$ measurement is needed. If such an improvement in precision is feasible, a determination of the $s - \bar{s}$ asymmetry could be possible. The existing charm production data in (anti)neutrino-nucleus interactions are limited by the available statistics and by the knowledge of the semileptonic branching ratio B_μ . The next generation neutrino scattering measurements [65,66] can address both issues, allowing for a substantial improvement in the precision of both s and \bar{s} .

ACKNOWLEDGMENTS

We would like to thank Andrea Vargas Treviño for providing ABM12 predictions for the CMS data and Alexander Hasselhuhn for discussions. S. A., J. B., and S. M. are grateful to the Mainz Institute for Theoretical Physics (MITP) for its hospitality and its partial support during the completion of this work, J. B. also acknowledges support from Technische Universität Dortmund. This work was realized within the scope of the PROSA collaboration. This work has been supported in part by Helmholtz Association under contracts VH-HA-101 (*Alliance Physics at the Terascale*) and SO-072, by Deutsche Forschungsgemeinschaft in Sonderforschungsbereich/Transregio 9, by Bundesministerium für Bildung und Forschung through contract (05H12GU8), by the European Commission through contract PITN-GA-2010-264564 (*LHCPhenoNet*), and PITN-GA-2012-316704 (*Higgstools*).

-
- [1] G. Zeller *et al.* (NuTeV Collaboration), *Phys. Rev. Lett.* **88**, 091802 (2002).
 - [2] M. Goncharov *et al.* (NuTeV Collaboration), *Phys. Rev. D* **64**, 112006 (2001).
 - [3] O. Samoylov *et al.* (NOMAD), *Nucl. Phys.* **B876**, 339 (2013).
 - [4] A. Kayis-Topaksu, G. Onengut, R. van Dantzig, M. de Jong, R. Oldeman *et al.*, *New J. Phys.* **13**, 093002 (2011).
 - [5] M. Buza and W. van Neerven, *Nucl. Phys.* **B500**, 301 (1997).
 - [6] S. Moch (to be published).
 - [7] J. Blümlein, A. Hasselhuhn, and T. Pfoh, *Nucl. Phys.* **B881**, 1 (2014).
 - [8] F. Aaron *et al.* (H1 and ZEUS Collaborations), *J. High Energy Phys.* **01** (2010) 109.
 - [9] A. Airapetian *et al.* (HERMES Collaboration), *Phys. Lett. B* **666**, 446 (2008).
 - [10] A. Airapetian *et al.* (HERMES Collaboration), *Phys. Rev. D* **89**, 097101 (2014).
 - [11] G. Aad *et al.* (ATLAS Collaboration), *Phys. Rev. Lett.* **109**, 012001 (2012).
 - [12] S. Chatrchyan *et al.* (CMS Collaboration), *J. High Energy Phys.* **02** (2014) 013.
 - [13] G. Aad *et al.* (ATLAS Collaboration), *J. High Energy Phys.* **05** (2014) 068.
 - [14] T. Aaltonen *et al.* (CDF Collaboration), *Phys. Rev. Lett.* **100**, 091803 (2008).
 - [15] V. M. Abazov *et al.* (D0 Collaboration), *Phys. Lett. B* **666**, 23 (2008).
 - [16] S. Alekhin, J. Blümlein, S. Klein, and S. Moch, *Phys. Rev. D* **81**, 014032 (2010).
 - [17] S. Alekhin, J. Blümlein, and S. Moch, *Phys. Rev. D* **86**, 054009 (2012).
 - [18] S. Alekhin, J. Blümlein, and S. Moch, *Phys. Rev. D* **89**, 054028 (2014).
 - [19] R. D. Ball, V. Bertone, S. Carrazza, C. S. Deans, L. Del Debbio *et al.*, *Nucl. Phys.* **B867**, 244 (2013).
 - [20] S. Alekhin, S. A. Kulagin, and R. Petti, *Phys. Lett. B* **675**, 433 (2009).
 - [21] S. Alekhin and S. Moch, *Phys. Lett. B* **699**, 345 (2011).
 - [22] S. Alekhin, K. Daum, K. Lipka, and S. Moch, *Phys. Lett. B* **718**, 550 (2012).

- [23] T. Gottschalk, *Phys. Rev. D* **23**, 56 (1981).
- [24] M. Glück, S. Kretzer, and E. Reya, *Phys. Lett. B* **380**, 171 (1996); **405**, 392(E) (1997).
- [25] J. Blümlein, A. Hasselhuhn, P. Kovacikova, and S. Moch, *Phys. Lett. B* **700**, 294 (2011).
- [26] I. Bierenbaum, J. Blümlein, and S. Klein, *Nucl. Phys.* **B820**, 417 (2009).
- [27] N. Gray, D. J. Broadhurst, W. Gräfe, and K. Schilcher, *Z. Phys. C* **48**, 673 (1990).
- [28] K. Chetyrkin and M. Steinhauser, *Nucl. Phys.* **B573**, 617 (2000).
- [29] K. Melnikov and T. v. Ritbergen, *Phys. Lett. B* **482**, 99 (2000).
- [30] U. Langenfeld, S. Moch, and P. Uwer, *Phys. Rev. D* **80**, 054009 (2009).
- [31] M. Aliev, H. Lacker, U. Langenfeld, S. Moch, P. Uwer, and M. Wiedermann, *Comput. Phys. Commun.* **182**, 1034 (2011).
- [32] G. Corcella and A. D. Mitov, *Nucl. Phys.* **B676**, 346 (2004).
- [33] H. Kawamura, N. Lo Presti, S. Moch, and A. Vogt, *Nucl. Phys.* **B864**, 399 (2012).
- [34] OPENQCDRAD (version 2.0), <http://www-zeuthen.desy.de/~alekhin/OPENQCDRAD/>.
- [35] N. Ushida *et al.* (Fermilab E531 Collaboration), *Phys. Lett. B* **206**, 375 (1988).
- [36] A. Kayis-Topaksu *et al.* (CHORUS Collaboration), *Phys. Lett. B* **626**, 24 (2005).
- [37] S. A. Kulagin and R. Petti, *Nucl. Phys.* **A765**, 126 (2006).
- [38] S. A. Kulagin and R. Petti, *Phys. Rev. D* **76**, 094023 (2007).
- [39] S. A. Kulagin and R. Petti, *Phys. Rev. C* **82**, 054614 (2010).
- [40] S. A. Kulagin and R. Petti, *Phys. Rev. C* **90**, 045204 (2014).
- [41] I. Schienbein, J. Y. Yu, C. Keppel, J. G. Morfin, F. Olness, and J. F. Owens, *Phys. Rev. D* **77**, 054013 (2008).
- [42] J. Seely, A. Daniel, D. Gaskell, J. Arrington, N. Fomin, P. Solvignon, R. Asaturyan, F. Benmokhtar *et al.*, *Phys. Rev. Lett.* **103**, 202301 (2009).
- [43] M. Tzanov *et al.* (NuTeV Collaboration), *Phys. Rev. D* **74**, 012008 (2006).
- [44] H. Paukkunen and C. A. Salgado, *Proc. Sci.*, DIS2013 (2013) 273 [arXiv:1306.2432].
- [45] I. Schienbein, J. Y. Yu, K. Kovarik, C. Keppel, J. G. Morfin, F. Olness, and J. F. Owens, *Phys. Rev. D* **80**, 094004 (2009).
- [46] A. Arbuzov, D. Y. Bardin, and L. Kalinovskaya, *J. High Energy Phys.* **06** (2005) 078.
- [47] E. L. Berger, F. Halzen, C. S. Kim, and S. Willenbrock, *Phys. Rev. D* **40**, 83 (1989).
- [48] U. Baur, F. Halzen, S. Keller, M. L. Mangano, and K. Riesselmann, *Phys. Lett. B* **318**, 544 (1993).
- [49] H. Lai, P. M. Nadolsky, J. Pumplin, D. Stump, W. Tung, and C. P. Yuan, *J. High Energy Phys.* **04** (2007) 089.
- [50] J. M. Campbell and R. K. Ellis, *Phys. Rev. D* **60**, 113006 (1999).
- [51] J. M. Campbell and R. K. Ellis, *Nucl. Phys. B, Proc. Suppl.* **205-206**, 10 (2010).
- [52] T. Carli, D. Clements, A. Cooper-Sarkar, C. Gwenlan, G. P. Salam, F. Siegert, P. Starovoitov, and M. Sutton, *Eur. Phys. J. C* **66**, 503 (2010).
- [53] R. Frederix, S. Frixione, V. Hirschi, F. Maltoni, R. Pittau, and P. Torrielli, *Phys. Lett. B* **701**, 427 (2011).
- [54] J. M. Campbell and F. Tramontano, *Nucl. Phys.* **B726**, 109 (2005).
- [55] G. Aad *et al.* (ATLAS Collaboration), *Phys. Rev. D* **85**, 072004 (2012).
- [56] G. Aad *et al.* (ATLAS), *Eur. Phys. J. C* **73**, 2518 (2013).
- [57] S. Chatrchyan *et al.* (CMS Collaboration), *Phys. Rev. D* **90**, 032004 (2014).
- [58] J. Gao, M. Guzzi, J. Huston, H.-L. Lai, Z. Li, P. Nadolsky, J. Pumplin, D. Stump, and C.-P. Yuan, *Phys. Rev. D* **89**, 033009 (2014).
- [59] A. Martin, W. Stirling, R. Thorne, and G. Watt, *Eur. Phys. J. C* **63**, 189 (2009).
- [60] R. Towell *et al.* (NuSea Collaboration), *Phys. Rev. D* **64**, 052002 (2001).
- [61] J. Gao, M. Guzzi, and P. M. Nadolsky, *Eur. Phys. J. C* **73**, 2541 (2013).
- [62] S. Alekhin, J. Blümlein, K. Daum, K. Lipka, and S. Moch, *Phys. Lett. B* **720**, 172 (2013).
- [63] H. Abramowicz *et al.* (H1 Collaboration, ZEUS Collaboration), *Eur. Phys. J. C* **73**, 2311 (2013).
- [64] J. Beringer *et al.* (Particle Data Group), *Phys. Rev. D* **86**, 010001 (2012).
- [65] S. Mishra, R. Petti, and C. Rosenfeld, *Proc. Sci.*, NUFAC08 (2008) 069 [arXiv:0812.4527].
- [66] C. Adams *et al.* (LBNE Collaboration), arXiv:1307.7335.