

Cosmic PeV neutrinos and the sources of ultrahigh energy protons

Matthew D. Kistler,^{1,2} Todor Stanev,³ and Hasan Yüksel^{4,5}

¹*Lawrence Berkeley National Laboratory and Department of Physics, University of California, Berkeley, California 94720, USA*

²*Kavli Institute for Particle Astrophysics and Cosmology, Stanford University, SLAC National Accelerator Laboratory, Menlo Park, California 94025, USA*

³*Bartol Research Institute, Department of Physics and Astronomy, University of Delaware, Newark, Delaware 19716, USA*

⁴*Theoretical Division, Los Alamos National Laboratory, Los Alamos, New Mexico 87544, USA*

⁵*Department of Physics, Mimar Sinan Fine Arts University, Bomonti 34380, Istanbul, Turkey*

(Received 15 October 2014; published 16 December 2014)

The IceCube experiment recently detected the first flux of high-energy neutrinos in excess of atmospheric backgrounds. We examine whether these neutrinos originate from within the same extragalactic sources as ultrahigh energy cosmic rays. Starting from rather general assumptions about spectra and flavors, we find that producing a neutrino flux at the requisite level through pion photoproduction leads to a flux of protons well below the cosmic-ray data at $\sim 10^{18}$ eV, where the composition is light, unless pions/muons cool before decaying. This suggests a dominant class of accelerator that allows for cosmic rays to escape without significant neutrino yields.

DOI: 10.1103/PhysRevD.90.123006

PACS numbers: 98.70.-f, 95.85.Ry, 98.70.Rz, 98.70.Sa

I. INTRODUCTION

High-energy astrophysical neutrinos have much to tell us about the most extreme environments in the Universe; however, finding them is a difficult endeavor [1–4]. Colossal detectors are required [5–7], such as IceCube [8], that can observe the tracks of muons produced in ν_μ charged-current scattering or showers (cascades) arising from a variety of channels (as we discuss later). The first observation of two PeV-energy shower events [9] and numerous ~ 100 TeV events [10,11] by IceCube from 2010–2013 may represent the discovery of such neutrinos, as atmospheric PeV neutrino fluxes are low [12,13].

A likely astrophysical mechanism is pion photoproduction by protons on a photon background, $p\gamma \rightarrow N\pi$, leading to neutrinos via the pion decay chain. An example of this process is the well-known suppression of ultrahigh-energy cosmic-ray (UHECR) proton fluxes at $\gtrsim 10^{19.5}$ eV due to the cosmic microwave background (CMB), the GZK effect [14,15]. The measured UHECR spectrum displays a marked downturn near this energy [16–19]. However, the resulting $\gtrsim 10^{18}$ eV neutrinos [20–25] are far too energetic to explain the IceCube events (see Fig. 1).

The proton energy threshold for pion photoproduction on the cosmic infrared/optical background is lower, leading to lower energy neutrinos [26–28]. However, *Fermi* measurements of gamma-ray absorption now indicate a low level of the $\lesssim 10$ eV diffuse photons [29] needed to scatter off $\lesssim 10^{17}$ eV protons to yield $\sim 10^{15}$ eV neutrinos. Producing such a cosmogenic neutrino flux at the required level in the 0.1–1.0 PeV range would generally overproduce the isotropic gamma-ray background [30]. This

suggests that the PeV neutrinos arose from within some population of sources. The lack of correlation with the Galactic plane favors an extragalactic origin [10,11], with IceCube limits disfavoring gamma-ray bursts [31–35].

A long-standing hope is to determine the UHECR sources and ascertain the acceleration mechanism [36]. Our goal is to discern what the IceCube neutrinos reveal about the sources of UHECR protons, in particular, whether the neutrinos share a common origin with UHECR in the $\sim 10^{18}$ eV range where the composition is inferred to be

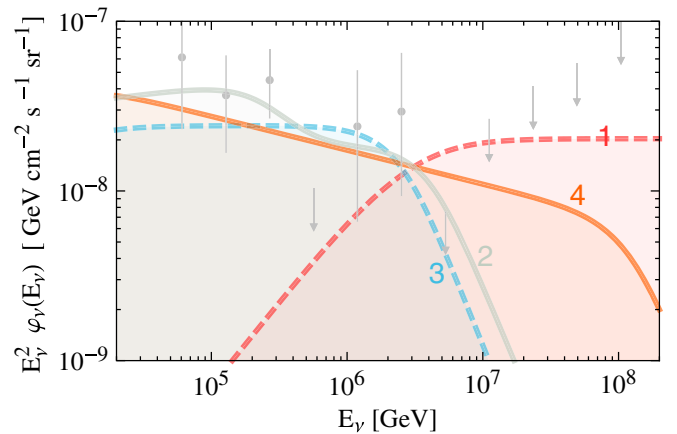


FIG. 1 (color online). Total $\nu + \bar{\nu}$ fluxes of our four fiducial models. Normalizations are fixed to yield three $\gtrsim 1$ PeV events in IceCube for model 1 or ten $\gtrsim 100$ TeV events for models 2, 3, and 4, following the methods in the text. To rescale for the flux of any ν or $\bar{\nu}$ flavor i multiply by the corresponding postoscillation N_i divided by $N_{\nu+\bar{\nu}}$ for each model in Table I. The IceCube data (circles) assume a 1:1:1 flavor ratio and $\nu = \bar{\nu}$ [11].

light [37–41]. Of special interest are scenarios in which the magnetic fields required to contain protons during their acceleration do not allow for escape prior to energy loss. Along with pions, photohadronic interactions produce neutrons that may freely leave and later decay into protons. We use the level of neutrinos implied by IceCube data along with basic suppositions about the means of neutrino production to construct models to illustrate necessary properties of these sources, including whether the neutron mechanism is responsible for releasing a sufficient proton flux.

II. NEUTRINO EVENTS IN ICECUBE

The rate of neutrino interactions within a detector directly depends upon the impinging flux along with the odds of a given neutrino interacting, which is based upon the number of target particles and the various scattering cross sections. In IceCube, at the energies of interest here, the relevant targets are nucleons (protons or neutrons) and electrons. The wide variety of interactions break down into two broad event classes: those producing a long-ranging muon and those that do not.

When no muon is produced, the energy loss lengths of the products are relatively short, yielding quasispherical objects referred to as showers. While the angular resolution of such events is modest ($\sim 10^\circ$ [10]) the rapid energy deposition can be nearly calorimetric. On the other hand, muons with multi-TeV energies lose energy over km-scale distances, so they can be detected via Cherenkov radiation even when originating well beyond the instrumented detector volume. Long tracks within the detector allow angular resolutions of $\sim 1^\circ$, although the lower energy-loss rates tend to obscure the initial energy, especially for muons beginning outside the detector.

The great recent advance in this field has been the observation by IceCube first of two \sim PeV-energy shower events [9], followed by searches including lower energies yielding 37 total events with deposited energy exceeding 30 TeV, 9 of which display outgoing muon tracks [10,11]. The background expectation is $6.6^{+5.9}_{-1.6}$ events from conventional atmospheric neutrinos and 8.4 ± 4.2 due to atmospheric muons [11]. The atmospheric neutrino flux from the decays of charmed mesons falls less steeply with energy but also appears insufficient [11], thus allowing a variety of new astrophysical diagnostics [42–57].

We present an analytical method useful for examining the extent to which the neutrinos giving rise to these excess events may have originated from the sources of ultrahigh energy cosmic-ray protons. In Sec. III, we describe four models used to characterize the neutrino fluxes originating at the source and arriving at Earth. Section IV covers our means of keeping account of the variety of interaction channels giving rise to showers and muons. These are combined in Sec. V to yield event spectra that are then normalized to the IceCube count rate. These normalizations

are ultimately applied to calculating the expected flux of cosmic-ray protons for each model and compared to UHECR data in Sec. VI.

III. COSMIC NEUTRINO FLUXES

We consider four representative models for the shape and flavor composition of arriving neutrino spectra, with normalizations later obtained by matching the IceCube event rate, to describe processes that generate neutrinos in different types of sources. One or more spectral breaks will typically be necessary, so we make use of a general smoothly broken power law form to describe the spectra arising from sources with breaks at E_1 and E_2 ,

$$\frac{dN}{dE} = f_i \left[\left(\frac{E}{E_1} \right)^{\alpha\eta} + \left(\frac{E}{E_1} \right)^{\beta\eta} + \left(\frac{E_2}{E_1} \right)^{\beta\eta} \left(\frac{E}{E_2} \right)^{\gamma\eta} \right]^{1/\eta}, \quad (1)$$

with α , β , and γ the slopes, $\eta = -2$ giving smooth breaks (approximating variation between individual sources), and f_i absorbing a factor of E_1^α . A break might arise due to an intrinsic cutoff in the accelerated proton spectrum or in other ways described below.

We obtain the neutrino fluxes at Earth, $\varphi_\nu(E_\nu)$, by integrating each source spectrum up to $z_{\max} = 8$ as

$$\varphi_\nu(E_\nu) = \frac{c}{4\pi} \int_0^{z_{\max}} \frac{dN_\nu}{dE'_\nu} \frac{dE'_\nu}{dE_\nu} \frac{\mathcal{W}(z)}{dz/dt} dz, \quad (2)$$

where $dz/dt = H_0(1+z)[\Omega_m(1+z)^3 + \Omega_\Lambda]^{1/2}$, ($\Omega_m = 0.3$, $\Omega_\Lambda = 0.7$ and $H_0 = 70$ km/s/Mpc), and $dE'_\nu/dE_\nu = (1+z)$ accounts for redshift. We set the rate evolution, $\mathcal{W}(z) = 1$, which conservatively bounds the required neutrino emissivity and discuss alternatives later.

Model 1 is motivated by the AGN model in [58] for an E^{-2} accelerated proton spectrum with an E^{-2} target photon background, producing neutrons and pions via $p\gamma \rightarrow N\pi$. Throughout, we assume $E_\nu \sim 1/20E_n \sim 10^{-1.3}E_n$, with pions and muons yielding identical average neutrino energies (and are not reaccelerated [59]).

The initial slope of the neutrino spectrum is $\alpha = -1$, steepening to $\beta = -2$ at $E_1 = 10^{6.7}$ GeV due to the photoproduction opacity growing to $\gtrsim 1$ at $E_n = 10^8$ GeV. We assume here that equal numbers of π^+ and π^- are produced, appropriate for interactions well above the photoproduction threshold, and that $E_2 > 10^8$ GeV. The decays $\pi^+ \rightarrow \mu^+\nu_\mu$, $\mu^+ \rightarrow e^+\bar{\nu}_\mu\nu_e$ and $\pi^- \rightarrow \mu^-\bar{\nu}_\mu$, $\mu^- \rightarrow e^-\nu_\mu\bar{\nu}_e$ initially give $\nu_e:\nu_\mu:\nu_\tau = 1:2:0$ and $\bar{\nu}_e:\bar{\nu}_\mu:\bar{\nu}_\tau = 1:2:0$. In all models, we neglect the $\bar{\nu}_e$ flux from $n \rightarrow pe^-\bar{\nu}_e$, which carries much less energy and peaks at energies lower by about 2 orders of magnitude.

Model 2 considers the limit where only π^+ are produced, as with predominantly near-threshold photoproduction (i.e., of Δ^+). It also incorporates the possibility that the

TABLE I. Number of neutrinos and antineutrinos in our four models: total $N_{\nu+\bar{\nu}}$ or by flavor N_i at birth (after oscillations).

Model	$N_{\nu+\bar{\nu}}$	N_{ν_e}	N_{ν_μ}	N_{ν_τ}	$N_{\bar{\nu}_e}$	$N_{\bar{\nu}_\mu}$	$N_{\bar{\nu}_\tau}$
1	6	1 (1.01)	2 (1.04)	0 (0.95)	1 (1.01)	2 (1.04)	0 (0.95)
2 (π)	1	0 (0.23)	1 (0.40)	0 (0.37)	0 (0)	0 (0)	0 (0)
2 (μ)	2	1 (0.55)	0 (0.23)	0 (0.22)	0 (0.23)	1 (0.40)	0 (0.37)
3	6	1 (1.01)	2 (1.04)	0 (0.95)	1 (1.01)	2 (1.04)	0 (0.95)
4	3	1 (0.78)	1 (0.64)	0 (0.58)	0 (0.23)	1 (0.40)	0 (0.37)

magnetic fields within the sources are strong enough to cause pions and muons to lose appreciable energy due to synchrotron radiation prior to decaying [60,61]. For each particle, the spectrum breaks where the energy-dependent loss rate exceeds the decay rate. We consider each separately. For pions, we assume a softer spectrum with $\alpha = -1.9$, with a cooling break at $E_1 = 10^{6.7}$ GeV to $\beta = -3.9$ corresponding to $B \sim 5$ kG (and that $E_2 > 10^8$ GeV) with $\nu_e:\nu_\mu:\nu_\tau = 0:1:0$ and no $\bar{\nu}$.

Cooling is more severe for muons due to their longer lifetime. The flux from muon decay has the same shape, but breaks at the lower energy of $E_1 = 10^{5.5}$ GeV with $\nu_e:\nu_\mu:\nu_\tau = 1:0:0$ and $\bar{\nu}_e:\bar{\nu}_\mu:\bar{\nu}_\tau = 0:1:0$. Thus, at high energies in model 2 there are practically no antineutrinos.

Model 3 takes $\alpha = -1$ with a low break to $\beta = -2$ at $E_1 = 10^4$ GeV. A break to $\gamma = -4$ is put in at $E_2 = 10^{6.5}$ GeV (similar to the spectrum discussed by IceCube in [11]). Equal π^+ and π^- numbers are assumed, so this model can also approximate fluxes from pp scattering.

Model 4 also takes $\alpha = -1$ and $E_1 = 10^4$ GeV, only with a steeper $\beta = -2.2$ that extends to $E_2 = 10^{8.2}$ GeV after which $\gamma = -4$. This model shows the effects of producing only π^+ without synchrotron cooling.

Figure 1 displays the shapes of the total arriving fluxes of $\nu + \bar{\nu}$ for all four models (using normalizations obtained in Sec. V). For models 1, 3, and 4, the flux of a particular neutrino (or $\bar{\nu}$) flavor i can be found by simply dividing each model curve by $N_{\nu+\bar{\nu}}$ then multiplying by the corresponding N_i value in parentheses in Table I, which accounts for neutrino oscillation using mixing parameters from [62]. Note that the model 2 curve instead results from summing two spectra with either π^+ or μ^+ flavor ratios (as separately denoted in Table I).

IV. NEUTRINO INTERACTIONS

The most relevant quantity for interactions in IceCube is the amount of visible radiation produced, which depends upon the interaction channel. We work in terms of the electromagnetic-equivalent energy, E_{em} , defined such that for an electron $E_{\text{em}} = E_e$. For neutrino-nucleon, $\sigma_{\nu N}$ and $\sigma_{\bar{\nu} N}$, interactions, we use the total deep-inelastic scattering cross sections from [63] for charged-current (CC) and neutral-current (NC) scattering and approximate the average inelasticity $\langle y(E_\nu) \rangle$ [64] as 0.25.

A. Showers

In CC ν_e events ($\nu_e N \rightarrow eX$), we assume that the electron deposits its entire energy, $E_e = \langle 1 - y \rangle E_\nu$, into an electromagnetic shower. The recoiling nucleon receives a fraction $\langle y \rangle E_\nu$ of the energy, resulting in a hadronic shower that yields less light than an equivalent-energy electromagnetic shower by a factor that is a function of energy [65,66] assumed to be $f_{\text{had}} \approx 0.9$. We add these together to get a total effective visible energy per interaction as $E_{\text{em},e} = \langle 1 - y \rangle E_\nu + f_{\text{had}} \langle y \rangle E_\nu = q_e E_\nu$, with $q_e \approx 0.95$ (and similarly for $\bar{\nu}_e$).

For NC events ($\nu N \rightarrow \nu X$), σ_{NC} is identical for all flavors (although the cross section for ν is somewhat larger than for $\bar{\nu}$). The only visible energy in this case is due to the hadronic shower from the recoiling nucleon. For $E_{\text{em,NC}} = q_{\text{NC}} E_\nu$, we take $q_{\text{NC}} \approx 0.2$.

The properties of tau neutrino CC events ($\nu_\tau N \rightarrow \tau X$) depend upon the subsequent decay of the τ . Of the decays, $\sim 17\%$ go directly to muons ($\tau \rightarrow \mu \nu_\mu \nu_\tau$), with the other channels [62] resulting in a shower. In each, a ν_τ leaves with a fraction of the total energy. The $\tau \rightarrow e \nu_e \nu_\tau$ channel yields an electromagnetic cascade with an additional outgoing ν . Other decays involve multiple mesons, which result in a hadronic shower. This heterogeneity leads to a broad range of light output. We assume all such decays to give cascades intermediate between CC ν_e and NC events, with $E_{\text{em},\tau} = q_\tau E_\nu$, where $q_\tau \approx 0.5$. While the τ can potentially distinctively travel a measurable distance between the initial hadronic cascade and its decay (~ 50 m at 1 PeV) [67], we take the initial and decay bangs to be indistinguishable.

While scattering on electron targets is usually negligible, a unique spectral feature can arise from the interactions of $\bar{\nu}_e$. This is due to the Glashow resonance, $\bar{\nu}_e e \rightarrow W^- \rightarrow X$, which results in a sharply enhanced $\sigma_{\bar{\nu}_e e}$ near $E_{\bar{\nu}_e} \approx 6.3$ PeV. W decay channels yielding quarks are purely hadronic ($q_{G,q} \approx 0.9$). The e/τ channels result in a neutrino that carries away most of the energy ($\langle y \rangle \approx 0.25$ [64]).

The spectrum of events from each channel is given in terms of the electromagnetic-equivalent energy as [68–70]

$$\frac{dN_{\text{sh}}}{dE_{\text{em}}} = N_{A\rho} T V_{\text{eff}} \Delta\Omega_{\text{eff}} \sigma(E_\nu) \varphi_\nu(E_\nu) / q, \quad (3)$$

where $N_{A\rho}$ is the molar density of ice. The effective volume of IceCube for showers is $V_{\text{eff}} \approx 0.4$ km³ after reaching full

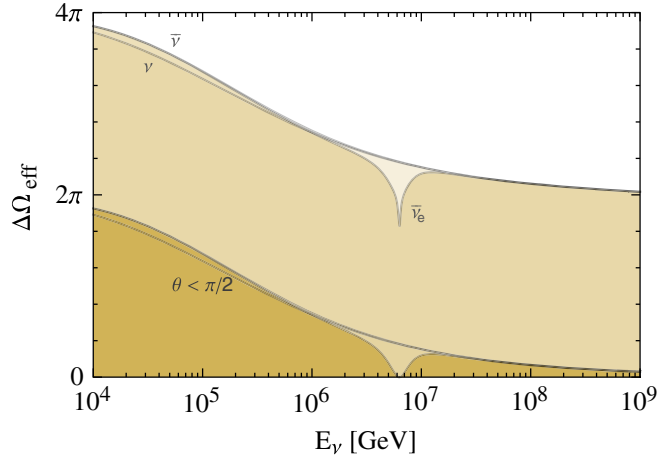


FIG. 2 (color online). Effective solid angle $\Delta\Omega_{\text{eff}}$ for ν_e, ν_μ , and ν_τ (“ ν ”); $\bar{\nu}_\mu$ and $\bar{\nu}_\tau$ (“ $\bar{\nu}$ ”); and $\bar{\nu}_e$ as a function of E_ν . The upper set of lines average over the full sky, while the bottom set shows the contribution only from angles below the horizon.

efficiency at $E_{\text{em}} \gtrsim 100$ TeV [10] and we use $T = 988$ days [11]. For $\bar{\nu}_e e$ events, it is important to have a better handle on the spectral features from the Glashow resonance, so we instead use the full differential cross section [64]. Note that the relevant target density in this channel is that of electrons, which is lower by a factor of 10/18. Our estimates using the $d\sigma/dy$ distributions in [64] for other channels agree at the $\sim 10\%$ level.

The scattering of neutrinos within the Earth leads to an effective solid angle $\Delta\Omega_{\text{eff}} = 4\pi \langle e^{-\tau_\oplus} \rangle < 4\pi$, with $\tau_\oplus = N_A \lambda_\oplus \sigma_{\text{tot}}(E_\nu)$. For ν_e, ν_μ , and ν_τ , $\sigma_{\text{tot}} = \sigma_{\nu N}$. For $\bar{\nu}_\mu$ and $\bar{\nu}_\tau$, $\sigma_{\text{tot}} = \sigma_{\bar{\nu} N}$, although for $\bar{\nu}_e$ the Glashow resonance contribution is also included. The variation as a function of E_ν for each neutrino species, using the column depth from the Preliminary Reference Earth Model [71] and averaging over the full sky, is shown in Fig. 2. While NC interactions result in loss of energy without removing the actual neutrino from the beam (similarly with ν_τ), we do not attempt to account for this here since the typical neutrino spectrum is declining.

B. Muons

Muon neutrino CC scatterings ($\nu_\mu N \rightarrow \mu X$) also produce an initial hadronic shower, with a defining characteristic of such events being a resulting outwardly directed muon track. The $\sim 17\%$ of tau decays that result in a muon possess similar characteristics, although the muon carries less energy than that resulting from a CC ν_μ event with a shower of equivalent energy. We take $E_\mu^{i \rightarrow \mu} = \langle 1 - y \rangle / 3 E_\nu = q_{\tau\mu} E_\nu$, with $q_{\tau\mu} \approx 0.25$.

While one can calculate the expected energy spectrum of muons that is produced, a more relevant quantity to compare to measurable quantities in IceCube is the deposited energy, which will include contributions from both the birth shower and muon energy losses. To approximate the

energy lost by the muon during propagation within the detector, we first consider an average continuous energy loss of [62,72]

$$\frac{dE}{dX} = -\alpha_\mu - \beta_\mu E_\mu. \quad (4)$$

Integrating over a given range R_μ in ice, where $\alpha_\mu = 2.0 \times 10^{-6} \text{ TeV cm}^2 \text{ g}^{-1}$ and $\beta_\mu = 4.2 \times 10^{-6} \text{ cm}^2 \text{ g}^{-1}$, and adding the hadronic shower, give a total electromagnetic (EM) equivalent energy deposited of

$$\begin{aligned} E_{\text{em}}^\mu &= f_{\text{had}} \langle y \rangle E_\nu + E_\mu^i - E_\mu^f \\ &\approx E_\nu - \{ \text{Exp}[\ln(\alpha_\mu + \beta_\mu E_\mu^i) - \beta R_\mu] - \alpha_\mu \} / \beta_\mu, \end{aligned} \quad (5)$$

where $E_\mu^i = \langle 1 - y \rangle E_\nu$ is the initial energy of the muon and E_μ^f is its energy as it exits the detector. For $E_\nu \gtrsim 10$ TeV, losses due to ionization (the α_μ term) are subdominant (these generally do not lead to observable energy deposition anyway in IceCube). Using a typical range of $R_\mu \sim 0.5$ km and treating losses due to pair production, bremsstrahlung, and photohadronic interactions as purely electromagnetic would lead to $E_{\text{em}}^\mu \approx 0.4 E_\nu$. This probably overestimates the light yield, and we find that $E_{\text{em}}^\mu \approx 0.25 E_\nu$ better agrees with IceCube.

Muons arising from a Glashow resonance event lack an initial hadronic shower. For this case, we take $E_{\text{em}}^\mu \approx 0.2 E_\mu^i$. The proportionality of the energy loss rate to the muon energy, the high average initial muon energy of ~ 1.5 PeV, and the stochasticity of radiative losses could conspire to result in a large energy deposition near the start of the track, although more sophisticated techniques may have adequate discriminating power [66]. We also assume that hadronic cascades will not themselves yield an energetic muon track.

V. NEUTRINO EVENT SPECTRA

Using the above method along with our four neutrino spectral models, we calculate the event spectra of each interaction channel in IceCube. We consider only events with > 100 TeV EM-equivalent energy deposition in the detector, where the effective volume is nearly constant and backgrounds are low. These total 12 IceCube events, one of which has an upgoing muon track ($E_{\text{em}} \sim 250$ TeV), with three shower events at > 1 PeV [11]. The estimated background is $\sim 1 - 3$ events [11]. Saturating a previous 90% C.L. upper limit on the prompt atmospheric neutrino flux from charmed mesons [73] would only yield ~ 3.5 events, although the best model fit obtained by IceCube contains no prompt component [11]. At > 1 PeV, no backgrounds yield $\gg 0.01$ events [11].

Figures 3 and 4 show the resulting spectrum for each νN , $\bar{\nu} N$, and $\bar{\nu}_e e$ shower and muon channel in the detector. Model 1 peaks at ~ 1 PeV by design, so we obtained the

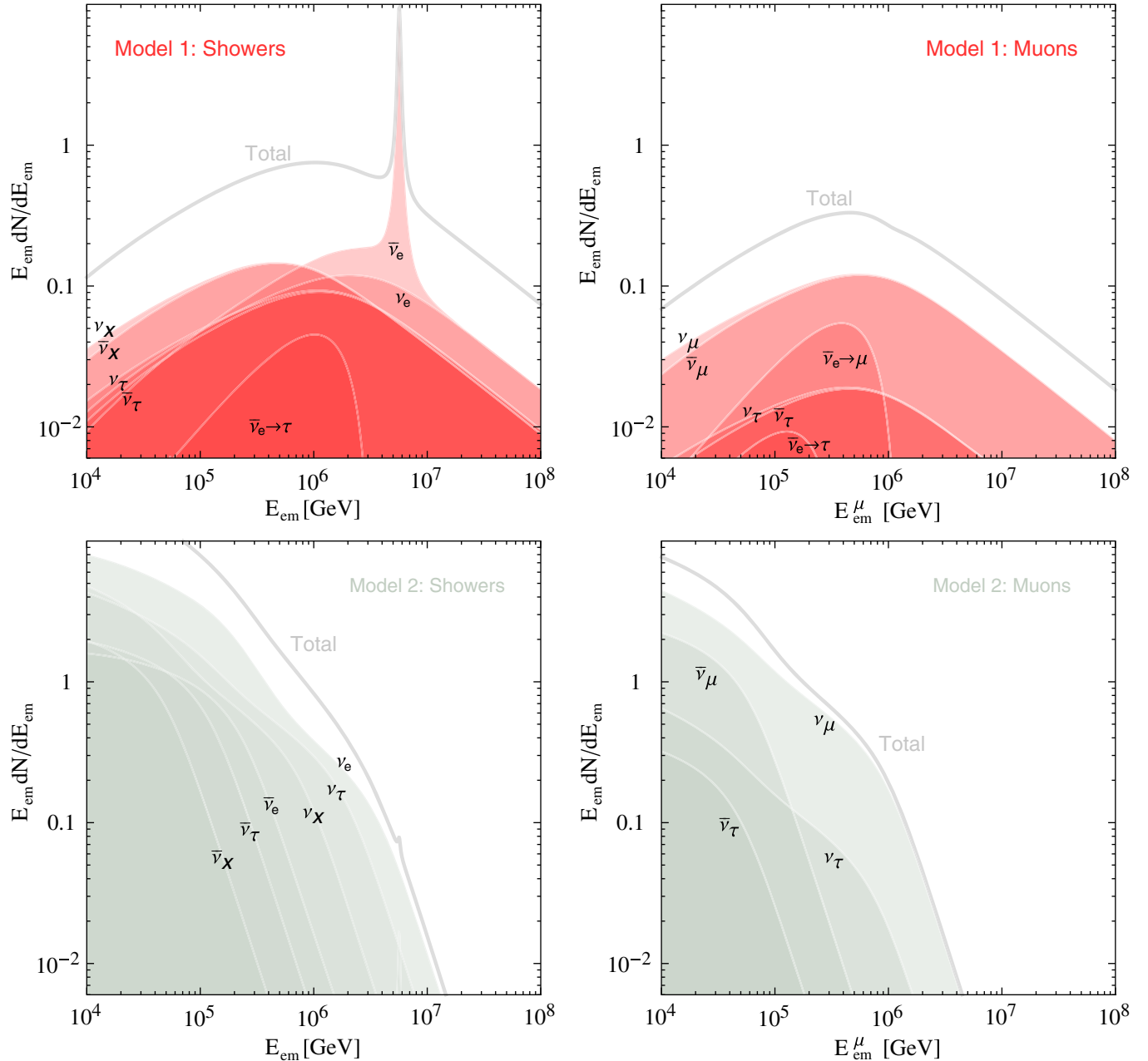


FIG. 3 (color online). Neutrino event spectra for models 1 and 2 versus the electromagnetic-equivalent E_{em} for showers (left panels) and E_{em}^μ for contained-vertex muons (right panels). Shower components (as labeled) include ν_e , $\bar{\nu}_e$, ν_τ , and $\bar{\nu}_\tau$ charged current (CC); all flavor (ν_X , $\bar{\nu}_X$) neutral current (NC); and $\bar{\nu}_e e$ Glashow resonance channels yielding e and hadrons (included in $\bar{\nu}_e$ line) and τ . Muon components include ν_μ and $\bar{\nu}_\mu$ CC, ν_τ and $\bar{\nu}_\tau$ CC decaying to muons, and $\bar{\nu}_e e$ channels yielding a μ or τ . The total neutrino fluxes are shown in Fig. 1, normalized to three total > 1 PeV events in IceCube for model 1 and ten > 100 TeV events for model 2. Note that the curves would decrease somewhat below $\sim 10^5$ GeV if energy dependence in V_{eff} [10] was incorporated rather than $V_{\text{eff}} = 0.4 \text{ km}^{-3}$.

normalization by integrating the total shower and muon curves above 1 PeV, summing them, and equating to three events, implicitly assuming that the lower energy events arise from another distinct flux (although choosing a lower cutoff would not change much). This results in $f_1 \approx 1.5 \times 10^{-48} \text{ GeV}^{-1} \text{ cm}^{-3} \text{ s}^{-1}$ when using Eq. (1).

For the other models, we integrate and sum both totals above 100 TeV and equate to ten counts, not attempting a

detailed spectral fit. We break model 2 into π and μ decay components, with $f_{2,\pi} \approx 1.3 \times 10^{-48} \text{ GeV}^{-1} \text{ cm}^{-3} \text{ s}^{-1}$ and $f_{2,\mu} \approx 4.8 \times 10^{-46} \text{ GeV}^{-1} \text{ cm}^{-3} \text{ s}^{-1}$. In model 3, $f_3 \approx 4.4 \times 10^{-43} \text{ GeV}^{-1} \text{ cm}^{-3} \text{ s}^{-1}$. For model 4, $f_4 \approx 8.6 \times 10^{-43} \text{ GeV}^{-1} \text{ cm}^{-3} \text{ s}^{-1}$. Note the differing overall scaling related to varying the E_1^α values in Eq. (1).

IceCube's fit assuming an E_ν^{-2} spectrum up to 3 PeV, a 1:1:1 flavor ratio, and equal numbers of ν and $\bar{\nu}$ yielded

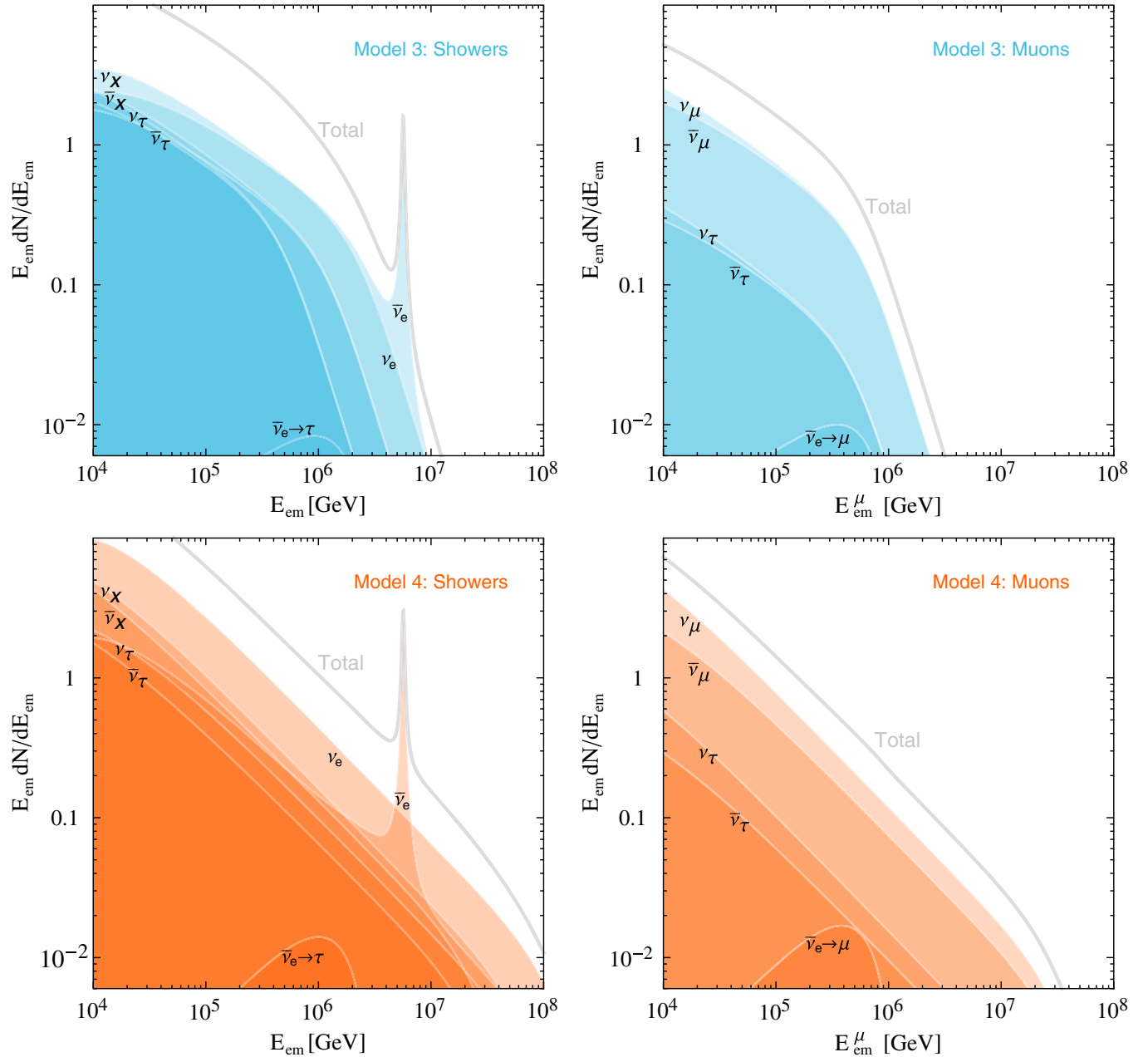


FIG. 4 (color online). Neutrino event spectra for models 3 and 4 versus the electromagnetic-equivalent E_{em} for showers (left panels) and E_{em}^{μ} for contained-vertex muons (right panels). Shower components (as labeled) are the same as in Fig. 3. The total neutrino fluxes from both models are also shown in Fig. 1, normalized to ten total > 100 TeV events.

a per-flavor ($\nu + \bar{\nu}$) flux of $E_{\nu}^{-2} \phi_{\nu} = 0.95 \pm 0.3 \times 10^{-8} \text{ GeV cm}^{-2} \text{ s}^{-1} \text{ sr}^{-1}$ [11]. Multiplying by three, we see that the normalization agrees well with our model 3. Using an energy-dependent V_{eff} such as shown in [10] would result in relatively fewer expected events at $E_{\text{em}} \lesssim 200$ TeV and raise our required normalization by $\sim 10\%$.

Examining the importance of the Glashow resonance (see also [74–78]), we see that the distinct peak at ~ 6 PeV due to the quark decay channel is most prominent in model 1, while completely absent in model 2. The $d\sigma/dy$ distribution significantly broadens the other decay

channels. The W width to hadrons is a factor of ~ 3 larger than the sum of e/τ , so 6 PeV showers are the most likely. The larger attenuation of the $\bar{\nu}_e$ flux within the Earth (as seen in Fig. 2) results in a minor suppression. In model 4, $\bar{\nu}_e$ only arise from oscillations and resonance events are thus relatively lower by a factor of ~ 2 – 3 .

Figure 1 also shows the IceCube flux model based on a piecewise parametrization with approximate 68% confidence ranges (points and upper limits) from [11]. Note that this also assumes a 1:1:1 flavor ratio and equal numbers of ν and $\bar{\nu}$, and thus cannot be directly compared with model 2

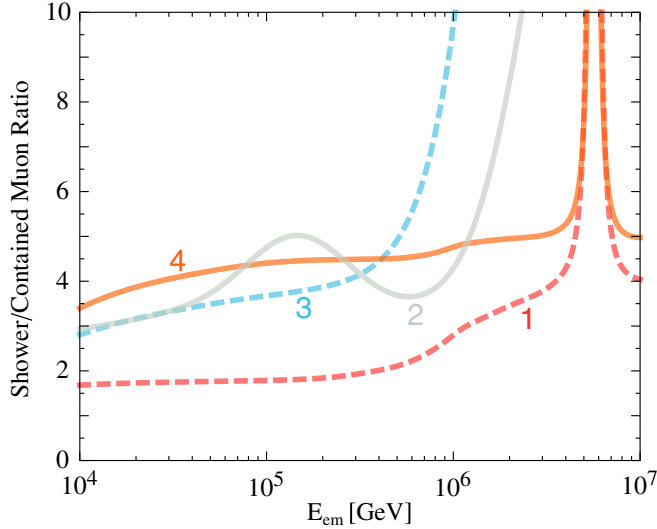


FIG. 5 (color online). Ratio of neutrino shower to contained-vertex muon events versus deposited energy for models 1, 2, 3, and 4.

or model 4 since, e.g., their relatively lower $\bar{\nu}_e$ fluxes should ease the strong upper limit at $\sim 5\text{--}6$ PeV due to the lack of obvious Glashow resonance events.

In Fig. 5, we show the ratio of shower-type events to contained muons as a function of energy deposited. We see that models 3 and 4 both are consistent with the single ~ 250 TeV IceCube muon event observed in the $E_{\text{em}}^\mu > 100$ TeV range [11] thus far.

VI. THE COSMIC-RAY SPECTRUM

With a few simplifying assumptions, we relate our neutrino spectra to a proton flux with a normalization that is thus fixed by IceCube. Since the highest deposited energy seen is presently ~ 2 PeV [11], if the neutrino came from $z \sim 1$, the source proton must have had $E_p \gtrsim 10^{17}$ eV, so we are indeed already in the UHECR ballpark.

As stated earlier, we assume that $E_n \sim 20E_\nu$, with the number of neutrinos associated with each neutron decaying to a proton with $E_p \approx E_n$ varying between models. In model 1, we have assumed that one pair of π^\pm is produced so that six total neutrinos result from the $\pi^\pm \mu^\pm$ decays. The conversion to a proton flux is easiest to interpret at energies below the first break. Here, we simply write

$$E_p \frac{dN}{dE_p} = \frac{1}{6} E_\nu \frac{dN}{dE_\nu} \quad (6)$$

with neutron decay giving a source proton spectrum in the form of Eq. (1) with $\alpha = -1$. Above $E_{1p} \approx 10^8$ GeV, the spectrum steepens by 1, as is reflected in the corresponding neutrino spectrum; however, neutron interactions cause another steepening at a slightly higher energy [58] so that we simply assume $\beta = -3$. We insert a high-energy cutoff by choosing $\gamma = -4$ above $E_{2p} \approx 10^{9.5}$ GeV. Integrating this spectrum over $10^{13} < E_p < 10^{20}$ eV, we find an

emissivity $\mathcal{E}_{p1} \sim 3.3 \times 10^{44}$ erg Mpc $^{-3}$ yr $^{-1}$, which is not greatly affected by the higher energy break.

The proton flux associated with model 2 is taken to have the same spectral slope as the pion component, $\alpha = -1.9$, but allowed to continue to higher energies since, while the neutrino flux is steepened by pion synchrotron losses, the neutron decay length $\gamma_n c \tau_n \sim 10$ kpc for $E_n \sim 10^{18}$ eV is supposed sufficient to allow escape from the magnetized loss region. In this case, it is easiest to think in terms of the pionic spectrum (with the muon component modulating the overall normalization) and again begin at low energies. Now each proton is associated with a single neutrino species, rather than six as in model 1, giving a factor of 6 relative increase. We include only an exponential cutoff at $E_p \sim 10^{18.5}$ eV, where synchrotron losses by protons in the magnetic field needed for this case would be relevant (see [50,79]). In total $\mathcal{E}_{p2} \sim 8.9 \times 10^{45}$ erg Mpc $^{-3}$ yr $^{-1}$.

The proton fluxes for models 3 and 4 are more straightforward. Model 3 takes $\alpha = -1$, $\beta = -2$, and $\gamma = -4$, with $E_{1p} \approx 10^{5.3}$ GeV and $E_{2p} \approx 10^{7.8}$ GeV, with six neutrinos per proton. Here $\mathcal{E}_{p3} \sim 1.4 \times 10^{45}$ erg Mpc $^{-3}$ yr $^{-1}$. Model 4 uses $\alpha = -1$, $\beta = -2.2$, and $\gamma = -4$, with $E_{1p} \approx 10^{5.3}$ GeV and $E_{2p} \approx 10^{9.5}$ GeV. There are three neutrinos per proton and $\mathcal{E}_{p4} \sim 4.2 \times 10^{45}$ erg Mpc $^{-3}$ yr $^{-1}$.

Calculating the expected proton fluxes at Earth from these spectra in order to compare with cosmic-ray data (shown in Figs. 6 and 7) is somewhat more involved than for neutrinos from Eq. (2), since more means of losing energy are open to protons. Three types of energy loss are accounted for in propagation. At energies where pion photoproduction on the CMB occurs ($\gtrsim 10^{19.5}$ eV), $p\gamma \rightarrow N\pi$ is the dominant loss channel [80]. For $E_p \gtrsim 10^{18}$ eV and below the CMB photopion threshold, resonant pair production on background photons, $p\gamma \rightarrow pe^+e^-$, dominates [81]. This process has a large cross section, although each interaction removes only a small amount of energy. Finally, there is an adiabatic redshift loss term.

These can be combined via characteristic loss times [82] as $\tau_T^{-1}(E_p, z) = \tau_\pi^{-1}(E_p, z) + \tau_{\text{pair}}^{-1}(E_p, z) + \tau_a^{-1}(z)$, giving an energy loss rate of $d \ln E_p / dt = \tau_T^{-1}(E_p, z)$. We can thus relate the injection energy at redshift z , $E'_p = E'_p(E_p, z)$, to the detected energy, E_p , with

$$\frac{1}{E_p} \frac{dE_p}{dz} = \frac{1}{\tau_T(E_p, z)} \frac{1}{dz/dt}. \quad (7)$$

The constraints imposed by this relation can be seen in Fig. 3 of Ref. [83]. Using the same $\mathcal{W}(z)$ as above, we calculate the spectrum of the arriving proton flux as

$$\varphi_p(E_p) = \frac{c}{4\pi} \int_0^{z_{\text{max}}} \frac{dN_p}{dE'_p} \frac{\partial E'_p}{\partial E_p} \frac{\mathcal{W}(z)}{\partial z / dt} dz, \quad (8)$$

with $\partial E'_p(E, z) / \partial E_p$ calculated numerically from Eq. (7).

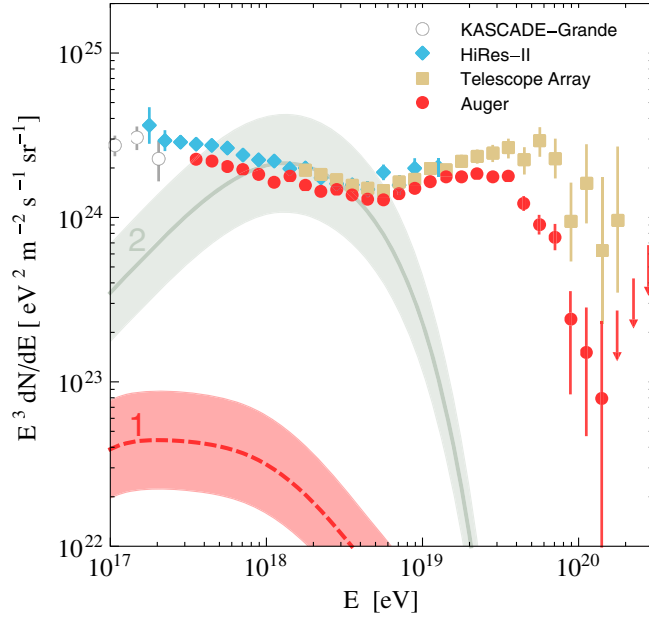


FIG. 6 (color online). The ultrahigh energy cosmic-ray spectrum. Shown are the proton fluxes associated with neutrino models 1 (dashed) and 2 (solid). Normalizations are obtained from IceCube neutrino data (as described in the text) with 50% uncertainty bands. These are compared to KASCADE-Grande [40], HiRes-II [16], Auger [18], and Telescope Array [19] data.

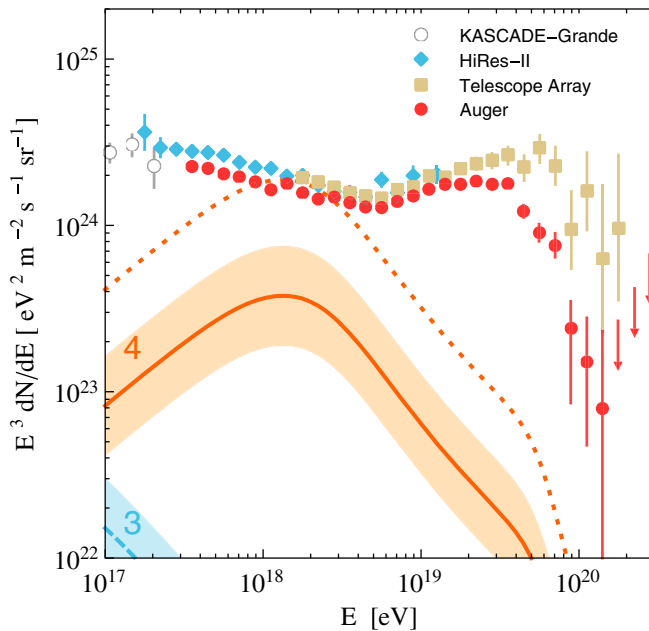


FIG. 7 (color online). Proton fluxes associated with neutrino models 3 (dashed) and 4 (solid), in the same fashion as described in Fig. 6 and compared to the same UHECR data. Boosting the flux of model 4 by a factor of 5 results in the dotted curve.

In Figs. 6 and 7, we present the expected cosmic-ray proton spectra that result from our four models normalized to IceCube, which we discuss below, with 50% uncertainty bands comparable to the Poisson uncertainties on the neutrino counts [84]. We have also checked, using CRPropa [85], that the cosmogenic gamma-ray fluxes are safely below the Fermi isotropic background [86] and associated constraints [87–91]. For $E_p \lesssim 10^{17}$ eV, these can be interpreted as upper limits since $\gamma_n c \tau_n \lesssim 1$ kpc does not necessarily imply freedom from the host galaxy.

VII. DISCUSSION AND CONCLUSIONS

If cosmic rays in the 10^{18} eV range are truly extragalactic protons, the steepness of the UHECR spectrum ($\sim E^{-3}$) implies that their cosmic energy density is much larger than those at the highest measured energies. If their escapes from acceleration regions were facilitated by photoproduction of neutrons, then there must also be a substantial flux of neutrinos from pion decays. The simplified models that we have examined capture the general flavor of the neutrino flux needed to explain the IceCube PeV events and serve as a basis for comparison with cosmic-ray protons.

Figure 6 displays the cosmic-ray proton flux associated with the AGN-motivated neutrino fluxes. We see that model 1 is significantly lower than the data (and the ν/p ratio could be larger [58,92] pushing this even lower). This model also does not well reproduce the broadband IceCube neutrino counts or the shower/muon ratio. Attempts to adjust the model parameters, e.g., choosing an initial cutoff at a lower energy, tend to decrease the 10^{18} eV proton flux.

Model 2 appears to be a better match to measurements in the 10^{18} eV range. The restrictions on this scenario result in this larger flux when the neutrinos are normalized to IceCube. These include a need for near-threshold photoproduction to only produce π^+ . The low-energy spectrum is also softer than model 1, requiring softer proton and/or harder photon spectra in the source. A magnetic field of $B \sim 1\text{--}10$ kG cools pions and muons prior to decay, although such fields may occur near jet launching regions [93] or the inner accretion disk, where AGN core models operate [94–96]. Removing the no- $\bar{\nu}$ requirement would reduce the proton flux by $\gtrsim 3$ since the Glashow resonance channel reappears, although this can be somewhat compensated for by varying the spectrum. If the emission is beamed (so that $\Gamma > 1$), the characteristic breaks would move to lower energies in the frame of the accelerator, requiring a larger B (as perhaps in gamma-ray bursts [97,98]). Spectra in hadronic blazar models thus tend to be hard (e.g., [99–102]). The shower/muon ratio leads to unique features, with a lack of Glashow resonance events.

Figure 7 shows the fluxes from the neutrino models with parameters chosen to more directly fit the wider IceCube data. Model 3 was chosen to have an intrinsic break in the spectrum in order to suppress the neutrino event rate above

~ 2 PeV. Obviously, if this is directly associated with a decline in the proton flux, there is no way to produce appreciable 10^{18} eV cosmic rays.

Model 4 appears more promising. The steeper spectrum leads to relatively fewer high-energy neutrino events, with the lower $\bar{\nu}_e$ flux making the Glashow resonance less prominent, although it is allowed to continue to higher energies. Even in this case, though, the proton flux does not match up with the UHECR data.

Interpreting our neutrino fluxes as the result of the photopion process, we see that the resulting protons are typically insufficient to explain the cosmic-ray measurements unless the neutrino output is suppressed. The first important implication is that, if the source conditions do not include a mechanism for effective pion/muon cooling, the dominant class of accelerator should allow for proton escape without significant neutrino production. This might also imply the benefit of allowing for efficient escape of nuclei, which tend to be more fragile due to the lower thresholds for photodisintegration.

For instance, increasing the model 4 proton flux by a factor of 5 brings good agreement near 10^{18} eV. At lower energies, the UHECR spectrum is presumably due to Galactic nuclei (see, e.g., [103]). At $\gtrsim 10^{19}$ eV, the origin of the received flux is unclear, with a heavy-nuclear composition inferred by Auger [39], in contrast to HiRes [38], and the possible influence of Cen A as a local source (see [104]). If we take the Auger results at face value and assume that nuclei make up the difference, similar to the model of [105], a transition in composition at $\sim 10^{18.5}$ eV results, although we have not addressed this in detail.

Dividing our inferred neutrino emissivity for models 3 and 4 into sources with space density n yields an average of $\sim 10^{37}$ erg s $^{-1}$ (Mpc $^{-3}/n$). This simple energetics requirement can be met by galaxies or a variety of AGN classes, although more exotic scenarios may be considered [106–114]. The neutrino flux is accompanied by roughly two to four times this energy in gamma rays, which will quickly cascade in or near the source. Model 2 also implies synchrotron gamma rays from charged pions and muons. Since neutral pions are not cooled, their spectrum would thus extend to a higher energy. These should be discussed in terms of concrete source models.

Our use of constant cosmic evolution is similar to that of intermediate-luminosity quasars (e.g., [115]). Stronger

source evolution, such as from bright quasars [115], gamma-ray bursts [116], the cosmic star formation history [117], or black hole production [118], would result in relatively more neutrinos. Using the SFR fit from [119] would decrease the required per-source neutrino emissivity by a factor of ~ 4 , with the spectral peaks shifting to slightly lower energies. While cosmic rays at the lower end of the energy range would roughly have a corresponding upward shift, at higher energies loss rates are more severe and the spectrum is relatively steepened due to a lack of compensation from more distant sources. This works in the same direction of our main conclusion relating the sources of cosmic-ray protons and neutrinos.

If a fraction of the IceCube events turns out to be from the Milky Way, the inferred extragalactic neutrino flux would decrease. This would only strengthen our conclusion that considering photohadronic interactions in isolation is not sufficient to account for freeing cosmic-ray protons from their birthplaces and that neutrino production should be relatively inefficient wherever the cosmic rays arise. It is also possible that neutrinos are being produced where cosmic rays cannot escape at all (e.g., [58,94]). IceCube may thus be peering into the workings of a class of accelerator distinct from those yielding protons, deepening the mystery of the origin of cosmic rays, while informing us of an aspect of the extreme universe that would not otherwise be evident.

ACKNOWLEDGMENTS

We thank John Learned, Sandip Pakvasa, Doug Cowen, Ty DeYoung, and especially Carsten Rott for useful discussions and the authors of CRPropa for making their code available. M. D. K. acknowledges support provided by NASA through the Einstein Fellowship Program, Grant No. PF0-110074, by Department of Energy Contract No. DE-AC02-76SF00515, and the KIPAC Kavli Fellowship made possible by The Kavli Foundation; T. S. by Department of Energy Grant No. DE-FG02-91ER40626; and H. Y. by the LANL LDRD program during a visit to Berkeley by U.S. Department of Energy Contract No. DE-SC00046548 and by The Scientific and Technological Research Council of Turkey (TUBITAK), cofunded by Marie Curie Actions under FP7. M. D. K. is a Einstein Fellow.

[1] T. K. Gaisser, F. Halzen, and T. Stanev, *Phys. Rep.* **258**, 173 (1995).

[2] J. G. Learned and K. Mannheim, *Annu. Rev. Nucl. Part. Sci.* **50**, 679 (2000).

[3] F. Halzen and D. Hooper, *Rep. Prog. Phys.* **65**, 1025 (2002).

[4] J. K. Becker, *Phys. Rep.* **458**, 173 (2008).

[5] A. Roberts, *Rev. Mod. Phys.* **64**, 259 (1992).

- [6] F. Halzen and J. G. Learned, <http://inspirehep.net/record/262563?ln=en>, 1988.
- [7] S. Barwick, F. Halzen, D. Lowder, T. Miller, R. Morse, P. B. Price, and A. Westphal, *J. Phys. G* **18**, 225 (1992).
- [8] J. Ahrens *et al.* (IceCube Collaboration), *Nucl. Phys. B, Proc. Suppl.* **118**, 388 (2003).
- [9] M. G. Aartsen *et al.* (IceCube Collaboration), *Phys. Rev. Lett.* **111**, 021103 (2013).
- [10] M. G. Aartsen *et al.* (IceCube Collaboration), *Science* **342**, 1242856 (2013).
- [11] M. G. Aartsen *et al.* (IceCube Collaboration), *Phys. Rev. Lett.* **113**, 101101 (2014).
- [12] T. K. Gaisser and M. Honda, *Annu. Rev. Nucl. Part. Sci.* **52**, 153 (2002).
- [13] R. Enberg, M. H. Reno, and I. Sarcevic, *Phys. Rev. D* **78**, 043005 (2008).
- [14] K. Greisen, *Phys. Rev. Lett.* **16**, 748 (1966).
- [15] G. T. Zatsepin and V. A. Kuzmin, *Pis'ma Zh. Eksp. Teor. Fiz.* **4**, 114 (1966) [*JETP Lett.* **4**, 78 (1966)].
- [16] R. U. Abbasi *et al.*, *Phys. Rev. Lett.* **100**, 101101 (2008).
- [17] J. Abraham *et al.*, *Phys. Rev. Lett.* **101**, 061101 (2008).
- [18] P. Abreu *et al.*, [arXiv:1307.5059](https://arxiv.org/abs/1307.5059).
- [19] T. Abu-Zayyad *et al.*, *Astrophys. J.* **768**, L1 (2013); D. Bergman (TA Collaboration), in *Proceedings of the 33rd International Cosmic Ray Conference, Rio de Janeiro, 2013*, Vol. 1, p. 0221.
- [20] V. S. Berezinsky and G. T. Zatsepin, *Phys. Lett.* **28B**, 423 (1969).
- [21] F. W. Stecker, *Astrophys. J.* **228**, 919 (1979).
- [22] C. T. Hill and D. N. Schramm, *Phys. Rev. D* **31**, 564 (1985).
- [23] S. Yoshida and M. Teshima, *Prog. Theor. Phys.* **89**, 833 (1993).
- [24] E. Waxman and J. N. Bahcall, *Phys. Rev. D* **59**, 023002 (1998).
- [25] R. Engel, D. Seckel, and T. Stanev, *Phys. Rev. D* **64**, 093010 (2001).
- [26] T. Stanev, *Phys. Lett. B* **595**, 50 (2004).
- [27] E. V. Bugaev, A. Misaki, and K. Mitsui, *Astropart. Phys.* **24**, 345 (2005).
- [28] T. Stanev, D. De Marco, M. A. Malkan, and F. W. Stecker, *Phys. Rev. D* **73**, 043003 (2006).
- [29] M. Ackermann *et al.*, *Science* **338**, 1190 (2012).
- [30] E. Roulet, G. Sigl, A. van Vliet, and S. Mollerach, *J. Cosmol. Astropart. Phys.* **01** (2013) 028.
- [31] R. Abbasi *et al.* (IceCube Collaboration), *Nature (London)* **484**, 351 (2012).
- [32] S. Hummer, P. Baerwald, and W. Winter, *Phys. Rev. Lett.* **108**, 231101 (2012).
- [33] I. Cholis and D. Hooper, *J. Cosmol. Astropart. Phys.* **06** (2013) 030.
- [34] R.-Y. Liu and X.-Y. Wang, *Astrophys. J.* **766**, 73 (2013).
- [35] P. Baerwald, M. Bustamante, and W. Winter, *Astropart. Phys.* **62**, 66 (2015).
- [36] A. M. Hillas, *Annu. Rev. Astron. Astrophys.* **22**, 425 (1984).
- [37] R. U. Abbasi *et al.*, *Astrophys. J.* **622**, 910 (2005).
- [38] R. U. Abbasi *et al.*, *Phys. Rev. Lett.* **104**, 161101 (2010).
- [39] J. Abraham *et al.*, *Phys. Rev. Lett.* **104**, 091101 (2010).
- [40] W. D. Apel, J. C. Arteaga-Velzquez, K. Bekk *et al.*, *Astropart. Phys.* **47**, 54 (2013).
- [41] E. Barcikowski *et al.*, *EPJ Web Conf.* **53**, 01006 (2013).
- [42] S. Pakvasa, A. Joshipura, and S. Mohanty, *Phys. Rev. Lett.* **110**, 171802 (2013).
- [43] O. E. Kalashev, A. Kusenko, and W. Essey, *Phys. Rev. Lett.* **111**, 041103 (2013).
- [44] N. Arsene, X. Calmet, L. I. Caramete, and O. Micu, *Astropart. Phys.* **54**, 132 (2014).
- [45] D. B. Fox, K. Kashiyama, and P. Meszaros, *Astrophys. J.* **774**, 74 (2013).
- [46] F. Vissani, G. Pagliaroli, and F. L. Villante, *J. Cosmol. Astropart. Phys.* **09** (2013) 017.
- [47] R. Laha, J. F. Beacom, B. Dasgupta, S. Horiuchi, and K. Murase, *Phys. Rev. D* **88**, 043009 (2013).
- [48] K. Murase, M. Ahlers, and B. C. Lacki, *Phys. Rev. D* **88**, 121301 (2013).
- [49] L. A. Anchordoqui, H. Goldberg, M. H. Lynch, A. V. Olinto, T. C. Paul, and T. J. Weiler, *Phys. Rev. D* **89**, 083003 (2014).
- [50] W. Winter, *Phys. Rev. D* **88**, 083007 (2013).
- [51] M. Ahlers and K. Murase, *Phys. Rev. D* **90**, 023010 (2014).
- [52] F. Halzen, *Astron. Nachr.* **335**, 507 (2014).
- [53] L. A. Anchordoqui, V. Barger, I. Cholis, H. Goldberg, D. Hooper, A. Kusenko, J. G. Learned, D. Marfatia, S. Pakvasa, T. C. Paul, and T. J. Weiler, *J. High Energy Astrophys.*, **1–2**, 1 (2014).
- [54] K. Fang, T. Fujii, T. Linden, and A. V. Olinto, [arXiv:1404.6237](https://arxiv.org/abs/1404.6237).
- [55] M. Kachelriess and S. Ostapchenko, *Phys. Rev. D* **90**, 083002 (2014).
- [56] J. G. Learned and T. J. Weiler, [arXiv:1407.0739](https://arxiv.org/abs/1407.0739).
- [57] W. Winter, [arXiv:1407.7536](https://arxiv.org/abs/1407.7536).
- [58] K. Mannheim, R. J. Protheroe, and J. P. Rachen, *Phys. Rev. D* **63**, 023003 (2000).
- [59] S. R. Klein, R. Mikkelsen, and J. K. B. Tjus, *Astrophys. J.* **779**, 106 (2013).
- [60] J. P. Rachen and P. Meszaros, *Phys. Rev. D* **58**, 123005 (1998).
- [61] W. Winter, *Adv. High Energy Phys.* **2012**, 586413 (2012).
- [62] J. Beringer *et al.* (Particle Data Group Collaboration), *Phys. Rev. D* **86**, 010001 (2012).
- [63] R. Gandhi, C. Quigg, M. H. Reno, and I. Sarcevic, *Phys. Rev. D* **58**, 093009 (1998).
- [64] R. Gandhi, C. Quigg, M. H. Reno, and I. Sarcevic, *Astropart. Phys.* **5**, 81 (1996).
- [65] M. P. Kowalski, Ph.D. thesis, Humboldt-Universität zu Berlin, 2004.
- [66] M. G. Aartsen *et al.* (IceCube Collaboration), *JINST* **9**, P03009 (2014).
- [67] J. G. Learned and S. Pakvasa, *Astropart. Phys.* **3**, 267 (1995).
- [68] T. K. Gaisser, *Cosmic Rays and Particle Physics* (Cambridge University Press, Cambridge, 1990).
- [69] M. D. Kistler and J. F. Beacom, *Phys. Rev. D* **74**, 063007 (2006).
- [70] J. F. Beacom and M. D. Kistler, *Phys. Rev. D* **75**, 083001 (2007).

- [71] A. M. Dziewonski and D. L. Anderson, *Phys. Earth Planet. Inter.* **25**, 297 (1981).
- [72] P. Lipari and T. Stanev, *Phys. Rev. D* **44**, 3543 (1991).
- [73] M. G. Aartsen *et al.* (IceCube Collaboration), *Phys. Rev. D* **89**, 062007 (2014).
- [74] J. F. Beacom, N. F. Bell, D. Hooper, S. Pakvasa, and T. J. Weiler, *Phys. Rev. D* **68**, 093005 (2003).
- [75] L. A. Anchordoqui, H. Goldberg, F. Halzen, and T. J. Weiler, *Phys. Lett. B* **621**, 18 (2005).
- [76] V. Barger, J. Learned, and S. Pakvasa, *Phys. Rev. D* **87**, 037302 (2013).
- [77] A. Bhattacharya, R. Gandhi, W. Rodejohann, and A. Watanabe, [arXiv:1209.2422](https://arxiv.org/abs/1209.2422).
- [78] V. Barger, L. Fu, J. G. Learned, D. Marfatia, S. Pakvasa, and T. J. Weiler, [arXiv:1407.3255](https://arxiv.org/abs/1407.3255).
- [79] F. A. Aharonian, *New Astron.* **5**, 377 (2000).
- [80] A. Mucke, J. P. Rachen, R. Engel, R. J. Protheroe, and T. Stanev, *Pub. Astron. Soc. Aust.* **16**, 160 (1999).
- [81] G. R. Blumenthal, *Phys. Rev. D* **1**, 1596 (1970).
- [82] V. Berezhinsky, A. Z. Gazizov, and S. I. Grigorieva, *Phys. Rev. D* **74**, 043005 (2006).
- [83] H. Yuksel and M. D. Kistler, *Phys. Rev. D* **75**, 083004 (2007).
- [84] N. Gehrels, *Astrophys. J.* **303**, 336 (1986).
- [85] K.-H. Kampert, J. Kulbartz, L. Maccione, N. Nierstenhoefer, P. Schiffer, G. Sigl, and A. R. van Vliet, *Astropart. Phys.* **42**, 41 (2013).
- [86] A. A. Abdo *et al.*, *Phys. Rev. Lett.* **104**, 101101 (2010).
- [87] V. Berezhinsky, A. Gazizov, M. Kachelriess, and S. Ostapchenko, *Phys. Lett. B* **695**, 13 (2011).
- [88] M. Ahlers, L. A. Anchordoqui, M. C. Gonzalez-Garcia, F. Halzen, and S. Sarkar, *Astropart. Phys.* **34**, 106 (2010).
- [89] G. Decerprit and D. Allard, *Astron. Astrophys.* **535**, A66 (2011).
- [90] G. B. Gelmini, O. Kalashev, and D. V. Semikoz, *J. Cosmol. Astropart. Phys.* **01** (2012) 044.
- [91] K. Murase, J. F. Beacom, and H. Takami, *J. Cosmol. Astropart. Phys.* **08** (2012) 030.
- [92] M. Ahlers, L. A. Anchordoqui, and S. Sarkar, *Phys. Rev. D* **79**, 083009 (2009).
- [93] S. P. O'Sullivan and D. C. Gabuzda, *Mon. Not. R. Astron. Soc.* **400**, 26 (2009).
- [94] F. W. Stecker, C. Done, M. H. Salamon, and P. Sommers, *Phys. Rev. Lett.* **66**, 2697 (1991).
- [95] F. W. Stecker, *Phys. Rev. D* **72**, 107301 (2005).
- [96] F. W. Stecker, *Phys. Rev. D* **88**, 047301 (2013).
- [97] P. Baerwald, M. Bustamante, and W. Winter, *Astrophys. J.* **768**, 186 (2013).
- [98] M. Petropoulou, D. Giannios, and S. Dimitrakoudis, *Mon. Not. R. Astron. Soc.* **445**, 570 (2014).
- [99] A. Muecke, R. J. Protheroe, R. Engel, J. P. Rachen, and T. Stanev, *Astropart. Phys.* **18**, 593 (2003).
- [100] A. M. Atoyan and C. D. Dermer, *Astrophys. J.* **586**, 79 (2003).
- [101] S. Dimitrakoudis, A. Mastichiadis, R. J. Protheroe, and A. Reimer, *Astron. Astrophys.* **546**, A120 (2012).
- [102] S. Dimitrakoudis, M. Petropoulou, and A. Mastichiadis, *Astropart. Phys.* **54**, 61 (2014).
- [103] T. K. Gaisser, T. Stanev, and S. Tilav, *Front. Phys.* **8**, 748 (2013).
- [104] H. Yuksel, T. Stanev, M. D. Kistler, and P. P. Kronberg, *Astrophys. J.* **758**, 16 (2012).
- [105] R. Aloisio, V. Berezhinsky, and A. Gazizov, *Astropart. Phys.* **34**, 620 (2011).
- [106] V. Barger and W.-Y. Keung, *Phys. Lett. B* **727**, 190 (2013).
- [107] E. Borriello, S. Chakraborty, A. Mirizzi, and P. D. Serpico, *Phys. Rev. D* **87**, 116009 (2013).
- [108] F. W. Stecker, *Astropart. Phys.* **56**, 16 (2014).
- [109] J. S. Diaz, A. Kostelecky, and M. Mewes, *Phys. Rev. D* **89**, 043005 (2014).
- [110] L. A. Anchordoqui, V. Barger, H. Goldberg, J. G. Learned, D. Marfatia, S. Pakvasa, T. C. Paul, and T. J. Weiler, *Phys. Lett. B* **739**, 99 (2014).
- [111] F. W. Stecker and S. T. Scully, *Phys. Rev. D* **90**, 043012 (2014).
- [112] C.-Y. Chen, P. S. B. Dev, and A. Soni, *Phys. Rev. D* **89**, 033012 (2014).
- [113] B. Feldstein, A. Kusenko, S. Matsumoto, and T. T. Yanagida, *Phys. Rev. D* **88**, 015004 (2013).
- [114] A. Esmaili and P. D. Serpico, *J. Cosmol. Astropart. Phys.* **11** (2013) 054.
- [115] R. J. Assef, C. S. Kochanek, M. L. N. Ashby *et al.*, *Astrophys. J.* **728**, 56 (2011).
- [116] M. D. Kistler, H. Yuksel, J. F. Beacom, A. M. Hopkins, and J. S. B. Wyithe, *Astrophys. J.* **705**, L104 (2009).
- [117] A. M. Hopkins and J. F. Beacom, *Astrophys. J.* **651**, 142 (2006).
- [118] H. Yuksel and M. D. Kistler, [arXiv:1212.4844](https://arxiv.org/abs/1212.4844).
- [119] M. D. Kistler, H. Yuksel, and A. M. Hopkins, [arXiv:1305.1630](https://arxiv.org/abs/1305.1630).