

Effectual template bank for the detection of gravitational waves from inspiralling compact binaries with generic spins

P. Ajith,^{1,2,3} N. Fotopoulos,² S. Privitera,² A. Neunzert,⁴ N. Mazumder,⁵ and A. J. Weinstein²

¹*International Centre for Theoretical Sciences, Tata Institute of Fundamental Research, Bangalore 560012, India*

²*LIGO Laboratory, California Institute of Technology, Pasadena, California 91125, USA*

³*Theoretical Astrophysics, California Institute of Technology, Pasadena, California 91125, USA*

⁴*Oregon State University, Corvallis, Oregon 97331, USA*

⁵*Indian Institute of Science Education and Research, Thiruvananthapuram 695016, India*

(Received 7 January 2014; published 8 April 2014)

We report the construction of a three-dimensional template bank for the search for gravitational waves from inspiralling binaries consisting of spinning compact objects. The parameter space consists of two dimensions describing the mass parameters and one “reduced-spin” parameter, which describes the secular (nonprecessing) spin effects in the waveform. The template placement is based on an efficient stochastic algorithm and makes use of the semianalytical computation of a metric in the parameter space. We demonstrate that for “low-mass” ($m_1 + m_2 \lesssim 12M_\odot$) binaries, this template bank achieves effective fitting factors ~ 0.92 – 0.99 towards signals from *generic spinning* binaries in the advanced detector era over the entire parameter space of interest (including binary neutron stars, binary black holes, and black-hole neutron-star binaries). This provides a powerful and viable method for searching for gravitational waves from generic spinning low-mass compact binaries. Under the assumption that spin magnitudes of black holes (neutron stars) are uniformly distributed between 0–0.98 [0–0.4] and spin angles are isotropically distributed, the expected improvement in the average detection volume (at a fixed signal-to-noise-ratio threshold) of a search using this reduced-spin bank is $\sim 20\%$ – 52% , as compared to a search using a nonspinning bank.

DOI: [10.1103/PhysRevD.89.084041](https://doi.org/10.1103/PhysRevD.89.084041)

PACS numbers: 04.30.-w, 04.25.dg, 29.85.Fj

I. INTRODUCTION

The quest for the first direct detection of gravitational waves (GWs) is entering a new era. The first generation interferometric GW detectors (LIGO, Virgo, GEO 600 and TAMA) have been decommissioned and are being upgraded to their advanced configurations. Although a detection of GWs is yet to be made, the nondetection is consistent with our expectation of the event rates of the astrophysical phenomena producing GWs of detectable strength (see, e.g. [1]). The second-generation detectors are expected to be operational in a few years and to reach their design sensitivities within this decade. With roughly an order of magnitude improved strain sensitivity as compared to their first generation counterparts (and hence 3 orders of magnitude increase in the volume of the local universe accessible to GW observations), the second-generation detectors are expected to make the first detections, opening up a new observational window to the Universe (see, e.g., [2]).

Among the most promising sources for the first detection of GWs are the coalescence of astrophysical compact binaries consisting of neutron stars and/or black holes. The rationale for this expectation is at least threefold: (1) Compact binaries are *efficient* sources of GWs. During the coalescence process about 1%–15% of the mass-energy

of the binary will be radiated as GWs, which means that such sources can be observed up to very large distances. (2) Radio observations of binary pulsars provide strong observational evidence supporting the existence of at least one class of such sources, i.e., binaries of two neutron stars. (3) These are remarkably “clean” sources—the expected GW signals can be accurately modeled and easily parametrized in terms of the component masses and spins. This last point means that the data analysis can benefit from powerful detection techniques such as the *matched filtering*, which is the optimal filter to detect known signals buried in noisy data.

Matched filtering involves cross correlating the data with theoretical templates of the expected signals. Theoretical signal templates can be calculated by employing perturbative or numerical techniques to solve the Einstein’s equations of general relativity.¹ During the early stages of the coalescence, called the *adiabatic inspiral*, the dynamics of the binary as well as the expected gravitational waveforms can be calculated using the post-Newtonian (PN) approximation to general relativity [3]. For the case of “low-mass”

¹Proper calculation of the GW signals from the last stages (merger) of the coalescence of binaries involving neutron stars also requires considering the effect of the nuclear matter, in addition to general relativity.

binaries (total mass $\lesssim 12M_{\odot}$), the signal in the frequency band of the ground-based interferometric detectors is dominated by the adiabatic inspiral. Hence it is sufficient to employ waveform templates modeling only the inspiral part of the coalescence, which is well described by the PN theory. On the other hand, for binaries with total mass $\gtrsim 12M_{\odot}$ the “post-inspiral” stages (such as the merger and ringdown) also contribute to the signal observed by the ground-based interferometers [4,5]. Thus, the templates have to model the complete inspiral, merger and ringdown. This requires inputs from the numerical-relativity simulations, apart from perturbative general relativity.

Although the expected waveforms can be computed as a function of the source parameters (such as the component masses and spins), the parameters of the signal that is buried in the data are generally not known. Thus, the data has to be cross-correlated with a “bank” of templates corresponding to a discrete set of parameters. The discretization of the parameter space is governed by two requirements: (1) The templates have to be placed with sufficient “resolution” in the parameter space such that the loss of signal-to-noise ratio (SNR) due to the mismatch of the closest template to a signal with arbitrary values of the parameters is minimal. (2) The computational cost of the search using the full template bank should be manageable. A geometrical formalism [6,7] has been developed to lay down templates in the parameter space corresponding to a given value of acceptable loss of SNR (or *mismatch*). This is based on defining a metric in the parameter space such that mismatch between two neighboring templates give the proper distance between them [6,7].

While a closed-form expression of the template-space metric can be computed for the case of binaries with negligible spins (or with spins aligned/antialigned with the orbital angular momentum), this is not possible for binaries with generic spins. This is due to the fact that, if the spins are misaligned with the orbital angular momentum of the binary, the spin-orbit and spin-spin interactions will cause the spins (and hence the orbit also) to precess. The resulting dynamics as well as the gravitational waveforms are rather complex, and the modeling requires solving a set of coupled ordinary differential equations. The template placement is further complicated by the large dimensionality of the parameter space (two mass parameters, five spin parameters, and two angles describing the orientation of the binary, in general).

Almost all searches for GWs from coalescing compact binaries using the data of first generation interferometers have used templates that neglect the spins of the compact objects [8–13]. This was primarily motivated by the expectation that, for the case of first generation detectors, the nonspinning templates are sufficient for the detection of spinning binaries over a significant fraction of the parameter space (loss of detection efficiency is acceptable). Another reason is the lack of a search strategy with

improved efficiency (for a given false-alarm probability) as compared to the nonspinning search and that is computationally viable [14].

The low-frequency sensitivity of the second-generation detectors is expected to be significantly better than that of the first generation detectors. For example, the Advanced LIGO detectors are expected to be sensitive to frequencies above 10–20 Hz, while the Initial LIGO detectors were only sensitive to frequencies above 40 Hz. Hence the second-generation detectors will be able to observe the inspiral from much larger orbital separations, and the observed GW signal will be significantly longer. As a result, neglecting the spin effects can cause a much larger dephasing of the template with the signal, and hence considerable loss of SNR [15,16]. Proper consideration of the spin effects is essential in the advanced detector era.

The fact that several different spin configurations are nearly degenerate has been recognized for quite some time. Different ideas for the construction of template banks for spinning binaries have been proposed in the past. All these proposals sought to reduce the effective dimensionality of the parameter space by making use of the near-degeneracies [17–26]; see Sec. I of [15] for a brief summary. However, a computationally viable spinning search that is more efficient than a nonspinning search was demonstrated for the first time only recently [27], which studied the efficiency (at a fixed false-alarm rate) of a search using nonprecessing-spin templates towards binaries with nonprecessing spins. Recently, it has been observed that nonprecessing templates are also effectual in detecting binaries with *generic* spins if the mass ratio is moderate ($m_2/m_1 \lesssim 10$) [15]. Furthermore, it was demonstrated that these spin effects can be described by a single *reduced-spin* parameter in an approximate fashion. This opened up the possibility of performing searches for generic spinning binaries using a template family described by just three parameters (two parameters describing the masses and one describing the spins).

In this paper, we extend the previous work presented in Ref. [15], which proposed a frequency domain, spinning PN template family described by three parameters. Here we construct a computationally efficient three-dimensional template bank for laying down templates in the parameter space. The template bank is based on an efficient stochastic template-placement algorithm and makes use of a fast, semianalytical computation of the template-space metric for the waveform family mentioned above. The template-placement algorithm and the computer code that is used for the construction of the template bank is quite generic and can be used for constructing template banks for other waveform families as well.

Finally, we note that other approaches are also being explored towards developing efficient and feasible searches for GWs from spinning compact binaries. Other ideas

include allowing the templates to take nonphysical values for the component masses, thus mimicking the effect of spins (see e.g., [26]), simplifying the waveforms and the metric by neglecting the spin effects of the smaller body [19–24], reducing the effective dimensionality of the parameter space by numerically identifying the principal components [28,29], etc. The number of templates in a bank can be further reduced by finding a near-orthonormal basis of the template space by employing either the reduced-basis approach [30] or by employing singular-value decomposition of the template bank [31].

The rest of the paper is organized as follows: Sec I A presents a compact summary of the paper. Section II describes the reduced-spin PN waveform family describing the GWs from binaries with nonprecessing spins. Computation of the template-space metric for this waveform family is described in Sec. III, where we also compare the analytical computation of the metric with exact numerical computations. Section IV discusses the construction of the template bank using a stochastic-placement algorithm and the template-space metric. The effectualness of the template bank in detecting generic spinning binaries is demonstrated in Sec. V, while Sec. VI contain some concluding remarks. We use geometrical units throughout the paper: $G = c = 1$.

A. Summary of the paper

A quick summary of this paper is as follows: We present a three-dimensional, stochastic template bank employing templates describing GW signals from compact binaries with nonprecessing spins. The parameter space consists of two dimensions describing the mass parameters and one dimension describing a “reduced-spin” parameter that describes secular effects of spin. This reduced-spin template bank achieves *effective fitting factor* (FF_{eff}) [see Eq. (5.1) for definition] ~ 0.98 towards binaries with nonprecessing spins. Under the assumption that spin magnitudes of black holes (neutron stars) are uniformly distributed between 0–0.98 (0–0.4) and spin angles are isotropically distributed, the effective fitting factor of the reduced-spin template bank is 0.92–0.99 towards *generic* spinning binaries with total mass $\lesssim 12M_{\odot}$ (see Fig. 4), while the corresponding fitting factor of a nonspinning template bank is 0.83–0.88. A search using the reduced-spin template bank is expected to bring about 20%–58% increase in the detection volume at a fixed SNR threshold compared to a search using only nonspinning templates (see Fig. 5).

The high effectualness of the reduced-spin template bank (which does not seek to model the modulational effects of precession) is due to the fact that, for the case of comparable-mass binaries ($m_1 \sim m_2$) the total angular momentum of the binary is dominated by the orbital angular momentum, and hence the modulational effects of spin precession on the orbit, and hence on the observed

signal, is small. This effect is further enhanced by the intrinsic selection bias towards binaries that are nearly “face on” with the detector (where the modulational effects of precession are weak while the signal is strong) as opposed to binaries that are nearly “edge on” (where the modulational effects are strong while the signal is weak).

The template placement is based on an efficient stochastic algorithm, and makes use of the semianalytical computation of a metric in the parameter space, which significantly reduces the computational cost. For the range of parameters that we have considered (see Table I) the reduced-spin template bank results in a factor of ~ 7.5 increase in the number of templates (as compared to a corresponding nonspinning bank). This number is indicative of the expected increase in the computational cost of the spinning search. We also emphasize that the template-placement algorithm and the computer code (called SBank) can be applied to arbitrary template waveforms with arbitrary dimensions and is available in the LALSuite GW data analysis software [32].

II. REDUCED-SPIN WAVEFORM TEMPLATES FOR INSPIRALLING COMPACT BINARIES

During the early stages of the coalescence of the compact binaries, there is a clean separation of time scales. The orbital time scale (the orbital period) is much shorter than the precession time scale (the time scale over which the spins/orbit precess around the total angular momentum axis), which is much shorter than the inspiral time scale (the time scale over which the orbital separation decreases). i.e.,

$$t_{\text{orbit}} \ll t_{\text{precession}} \ll t_{\text{inspiral}}. \quad (2.1)$$

This clean separation of time scales considerably simplifies the equations to be solved for computing the expected GW signals. The gravitational waveforms can be computed by solving the following set of coupled ordinary differential equations [33]:

$$\begin{aligned} \frac{dE(v)}{dt} &= -\frac{\mathcal{F}(v)}{m}, & (\text{energy balance}) \\ \frac{d\mathbf{S}_i}{dt} &= \boldsymbol{\Omega}_i \times \mathbf{S}_i, \quad i = 1, 2, & (\text{spin precession}) \\ \frac{d\hat{\mathbf{L}}_N}{dt} &= \frac{-1}{\|\mathbf{L}\|} \frac{d}{dt} (\mathbf{S}_1 + \mathbf{S}_2). & (\text{orbital precession}) \end{aligned} \quad (2.2)$$

The first equation above is the energy-balance argument, which relates the PN expansions of the *specific* binding energy $E(v)$ of the orbit with the GW luminosity $\mathcal{F}(v)$. The PN expansion parameter v is related to the orbital frequency ω by $v \equiv (m\omega)^{1/3}$, where $m \equiv m_1 + m_2$ is the total mass of the binary. The second equation represents the precession of the spin vectors \mathbf{S}_1 and \mathbf{S}_2 , where the

magnitudes of the vectors Ω_1 and Ω_2 are the spin precession frequencies. In the leading order, Ω_1 and Ω_2 are parallel to the Newtonian orbital angular momentum vector \mathbf{L}_N . The third equation represents the precession of the orbital plane (described by the unit vector $\hat{\mathbf{L}}_N$ along the Newtonian orbital angular momentum), which is derived from the conservation of the total angular momentum over the precession time scale. $\|\mathbf{L}\|$ is the magnitude of the orbital angular momentum \mathbf{L} . Due to the precession of the orbital plane, and since the GWs are predominately beamed along the direction of the orbital angular momentum, the GW signal observed by a fixed detector will contain complicated amplitude and phase modulations.

The essence of the reduced-spin templates proposed by [15] is the following: In the case of binaries with moderate mass ratios ($m_2 \sim m_1$), the total angular momentum of the binary is dominated by the orbital angular momentum. Hence the amount of orbital precession required to conserve the total angular momentum (by ‘‘compensating’’ for the spin precession) is rather small. As a result, the modulational effects of precession on the waveform are small; the spin effects are nearly secular. Consequently, the phase evolution is very similar to that of a *nonprecessing*

binary [spins aligned/antialigned to the orbital angular momentum, so that $d\mathbf{S}_i/dt = 0$ in Eq. (2.2) with a different value of the spins (see also [34–36]). This approximate mapping between precessing and nonprecessing spins suggest that we will be able to detect some of the precessing binaries employing just nonprecessing templates. This approximation (that the spins are nonprecessing) has two advantages: (1) This enables us to compute an explicit, closed-form expression of the Fourier transform of the template using the *stationary-phase approximation* [37,38]. (2) This enables us to describe the spin effects using a single reduced-spin parameter, in an approximate way [15].

The reduced-spin waveform templates are defined in the frequency domain as [15]

$$h(f) \equiv \mathcal{C} f^{-7/6} \exp\{-i[\Psi(f) - \pi/4]\}, \quad (2.3)$$

where \mathcal{C} is a constant that depends on the relative sky position and orientation of the binary with respect to the detector, and f is the Fourier frequency. Note that we have kept only the leading term in the frequency-domain amplitude. The phase of the GW signal is given by

$$\begin{aligned} \Psi(f) = & 2\pi f t_0 + \phi_0 + \frac{3}{128\eta v_f^5} \left\{ 1 + v_f^2 \left[\frac{55\eta}{9} + \frac{3715}{756} \right] + v_f^3 [4\beta - 16\pi] + v_f^4 \left[\frac{3085\eta^2}{72} + \frac{27145\eta}{504} + \frac{15293365}{508032} - 10\sigma_0 \right] \right. \\ & + v_f^5 \left[\frac{38645\pi}{756} - \frac{65\pi\eta}{9} - \gamma_0 \right] (3 \ln(v_f) + 1) + v_f^6 \left[-\frac{6848\gamma_E}{21} - \frac{127825\eta^3}{1296} + \frac{76055\eta^2}{1728} + \left(\frac{2255\pi^2}{12} - \frac{15737765635}{3048192} \right) \eta \right. \\ & \left. \left. - \frac{640\pi^2}{3} + \frac{11583231236531}{4694215680} - \frac{6848 \ln(4v_f)}{21} \right] + v_f^7 \left[-\frac{74045\pi\eta^2}{756} + \frac{378515\pi\eta}{1512} + \frac{77096675\pi}{254016} \right] \right\}, \quad (2.4) \end{aligned}$$

where t_0 is the time of arrival of the signal at the detector and ϕ_0 the corresponding phase, v_f is related to the Fourier frequency f by $v_f \equiv (\pi m f)^{1/3}$, $m \equiv m_1 + m_2$ is the total mass and $\eta \equiv m_1 m_2 / m^2$ is the symmetric mass ratio of the binary, and γ_E is the Euler gamma. The spin effects in the waveform are completely known up to 2.5PN order (v^5), and are described by the following parameters:

$$\begin{aligned} \beta &= 113\chi/12, \\ \sigma_0 &= \left(-\frac{12769(4\eta - 81)}{16(76\eta - 113)^2} \right) \chi^2, \\ \gamma_0 &= \left(\frac{565(17136\eta^2 + 135856\eta - 146597)}{2268(76\eta - 113)} \right) \chi, \quad (2.5) \end{aligned}$$

where χ is called the *reduced-spin parameter*, which is related to the individual spins of the binary by

$$\chi \equiv \chi_s + \delta\chi_a - \frac{76\eta}{113}\chi_s, \quad (2.6)$$

where $\delta \equiv (m_1 - m_2)/m$ is the asymmetric mass ratio, and the symmetric and antisymmetric combinations of the spins:

$$\begin{aligned} \chi_s &\equiv \frac{1}{2} \left(\frac{\mathbf{S}_1}{m_1^2} + \frac{\mathbf{S}_2}{m_2^2} \right) \cdot \hat{\mathbf{L}}_N, \\ \chi_a &\equiv \frac{1}{2} \left(\frac{\mathbf{S}_1}{m_1^2} - \frac{\mathbf{S}_2}{m_2^2} \right) \cdot \hat{\mathbf{L}}_N. \quad (2.7) \end{aligned}$$

III. COMPUTATION OF THE TEMPLATE-SPACE METRIC

A. Overview of the metric formalism

This section provides a brief overview of the metric formalism proposed by Owen [6] for laying down templates in the parameter space. The waveform template $h(f)$ defined in Eqs. (2.3)–(2.4) is parametrized by a set of parameters $\lambda \equiv \{\lambda_{\text{intr}}, \lambda_{\text{extr}}\}$ where λ_{intr} are the *intrinsic* parameters (such as m , η and χ) that are intrinsic to the binary, and λ_{extr} are the *extrinsic* parameters (such as t_0

and ϕ_0). The *match* between two neighboring templates in the parameter space is defined by

$$\mathcal{M}(\lambda, \Delta\lambda) \equiv \max_{\Delta\lambda_{\text{extr}}} \langle \hat{h}(f; \lambda), \hat{h}(f; \lambda + \Delta\lambda) \rangle, \quad (3.1)$$

where the angular brackets denote the inner product inversely weighted by the one-sided power spectral density $S_h(f)$ of the detector noise, called *overlap*:

$$\langle a, b \rangle = 2 \int_{f_0}^{f_{\text{cut}}} \frac{a(f)b^*(f) + a^*(f)b(f)}{S_h(f)} df. \quad (3.2)$$

Note that, in Eq. (3.1), the overlap is maximized only over the extrinsic parameters. The lower frequency cutoff f_0 is typically determined by the detector noise, which rises steeply below f_0 due to the seismic noise. The upper frequency cutoff f_{cut} is due to the PN approximation breaking down when the binary approaches close separations (typically taken as the frequency of the innermost stable circular orbit). Also, the ‘‘hats’’ denote normalized waveforms: $\hat{h}(f) \equiv h(f)/\sqrt{\langle h(f), h(f) \rangle}$. Note that, since the computation of the match (Eq. (3.1)) requires normalized templates, we can effectively set $\mathcal{C}=1$ in Eq. (2.3), and hence the extrinsic parameters describing the location and orientation of the binary do not appear in the problem.

We obtain a convenient approximate expression for the match between neighboring templates by Taylor expanding the match about $\Delta\lambda = 0$. Since the match function has its maximum value of unity at $\Delta\lambda = 0$, there are no linear terms in the expansion, and truncating the expansion at second order, we get

$$\mathcal{M}(\lambda, \Delta\lambda) \simeq 1 - g_{ij} \Delta\lambda^i \Delta\lambda^j, \quad (3.3)$$

where

$$g_{ij} \equiv -\frac{1}{2} \left(\frac{\partial^2 \mathcal{M}}{\partial \Delta\lambda^i \partial \Delta\lambda^j} \right)_{\Delta\lambda=0} \quad (3.4)$$

can be interpreted as a metric in the parameter space. Thus the *mismatch* between two neighboring templates has the interpretation of the proper distance in the parameter space [6]:

$$1 - \mathcal{M} = g_{ij} \Delta\lambda^i \Delta\lambda^j. \quad (3.5)$$

A convenient way of computing the template-space metric g_{ij} is by projecting the *Fisher information matrix* Γ_{ij} on to the subspace orthogonal to λ_{extr} [7]. The fisher information matrix (of normalized waveforms $\hat{h}(f)$) is defined as

$$\Gamma_{ab} = \langle \partial_a \hat{h}(f; \lambda), \partial_b \hat{h}(f; \lambda) \rangle, \quad (3.6)$$

where ∂_a denotes a partial derivative with respect to the parameter λ_a . The indices a and b take values from 1 to 5 (including both intrinsic and extrinsic parameters). The template-space metric g_{ij} can be computed by projecting Γ_{ab} on to the subspace orthogonal to λ_{extr} [39]. i.e.,

$$\mathbf{g} = \Gamma_1 - \Gamma_2 \Gamma_3^{-1} \Gamma_4. \quad (3.7)$$

Above \mathbf{g} is a matrix with elements g_{ij} , where i and j take values 1 to 3 (intrinsic parameters only). Similarly $\Gamma_1, \Gamma_2, \Gamma_3, \Gamma_4$ are the submatrices of the Fisher matrix:

$$\Gamma_1 \equiv \begin{bmatrix} \Gamma_{11} & \Gamma_{12} & \Gamma_{13} \\ \Gamma_{21} & \Gamma_{23} & \Gamma_{23} \\ \Gamma_{31} & \Gamma_{32} & \Gamma_{33} \end{bmatrix}, \quad \Gamma_2 \equiv \begin{bmatrix} \Gamma_{14} & \Gamma_{15} \\ \Gamma_{24} & \Gamma_{25} \\ \Gamma_{34} & \Gamma_{35} \end{bmatrix}, \quad (3.8)$$

$$\Gamma_4 \equiv \begin{bmatrix} \Gamma_{41} & \Gamma_{42} & \Gamma_{43} \\ \Gamma_{51} & \Gamma_{53} & \Gamma_{53} \end{bmatrix}, \quad \Gamma_3 \equiv \begin{bmatrix} \Gamma_{44} & \Gamma_{45} \\ \Gamma_{54} & \Gamma_{55} \end{bmatrix}. \quad (3.9)$$

B. Choice of coordinate system

It is convenient to compute the metric in terms of a new set of variables $\{\theta_0, \theta_3, \theta_{3S}\}$, which we call *dimensionless chirp times* [7,40]. The advantage is that, in this coordinate system, the metric components are slowly varying over the parameter space. The chirp mass ($M_c \equiv m\eta^{3/5}$), the symmetric mass ratio η and the reduced-spin parameter χ can be written in terms of θ_0, θ_3 and θ_{3S} as

$$\begin{aligned} M_c &= \frac{1}{16\pi f_0} \left(\frac{125}{2\theta_0^3} \right)^{1/5}, \\ \eta &= \left(\frac{16\pi^5 \theta_0^2}{25 \theta_3^5} \right)^{1/3}, \\ \chi &= \frac{48\pi\theta_{3S}}{113\theta_3}. \end{aligned} \quad (3.10)$$

The dimensionless parameters θ_0, θ_3 and θ_{3S} are related to the familiar chirp-time [40] parameters τ_0, τ_3 and τ_{3S} by

$$\theta_0 = 2\pi f_0 \tau_0, \quad \theta_3 = -2\pi f_0 \tau_3, \quad \theta_{3S} = 2\pi f_0 \tau_{3S}, \quad (3.11)$$

where τ_0 is the Newtonian chirp time, τ_3 and τ_{3S} are the spin-independent and spin-dependent terms of the 1.5 PN chirp time, and f_0 is a reference frequency, such as the low-frequency cutoff of the detector sensitivity.

Using the relations given by Eq. (3.10), the phase of the reduced-spin waveforms given in Eq. (2.4) can be expressed in terms of θ_0, θ_3 and θ_{3S} as

$$\Psi(f) = \sum_{k=0}^{k=8} \left[\psi_k + \psi_k^L \ln \left(\frac{f}{f_0} \right) \right] \left(\frac{f}{f_0} \right)^{\frac{k-5}{3}}, \quad (3.12)$$

where

$$\begin{aligned}
\psi_0 &= \frac{3\theta_0}{5}, & \psi_1 &= 0, & \psi_2 &= \frac{743}{2016} \left(\frac{25}{2\pi^2} \right)^{1/3} \theta_0^{1/3} \theta_3^{2/3} + \frac{11\pi\theta_0}{12\theta_3}, & \psi_3 &= -\frac{3}{2}(\theta_3 - \theta_{3S}), \\
\psi_4 &= \frac{675\theta_3\theta_{3S}^2(8 \times 10^{2/3}\pi^{7/3}\theta_0^{2/3} - 405\sqrt[3]{10}\pi^{2/3}\theta_3^{5/3})}{4\sqrt[3]{\theta_0}(152\sqrt[3]{10}\pi^{5/3}\theta_0^{2/3} - 565\theta_3^{5/3})^2} + \frac{15293365\sqrt[3]{5}\theta_3^{4/3}}{10838016 \times 2^{2/3}\pi^{4/3}\sqrt[3]{\theta_0}} + \frac{617\pi^2\theta_0}{384\theta_3^2} + \frac{5429}{5376} \left(\frac{25\pi\theta_0}{2\theta_3} \right)^{1/3}, \\
\psi_5 &= \frac{140311625\pi\theta_3^{2/3}\theta_{3S}}{180348(565\theta_3^{5/3} - 152\sqrt[3]{10}\pi^{5/3}\theta_0^{2/3})} + \frac{38645(\frac{5}{\pi})^{2/3}\theta_3^{5/3}}{64512\sqrt[3]{2}\theta_0^{2/3}} - \frac{7329855^{2/3}\theta_{3S}(\frac{\theta_3}{\theta_0})^{2/3}}{455616\sqrt[3]{2}\pi^{2/3}} - \frac{85\pi\theta_{3S}}{152\theta_3} - \frac{65\pi}{384} + \phi_0, \\
\psi_6 &= \frac{152115^{2/3}\pi^{4/3}\sqrt[3]{\theta_0}}{73728\sqrt[3]{2}\theta_3^{4/3}} - \frac{25565\pi^3\theta_0}{27648\theta_3^3} - \frac{535\gamma_E\theta_3^2}{112\pi^2\theta_0} + \left(\frac{11583231236531}{320458457088\pi^2} - \frac{25}{8} \right) \frac{\theta_3^2}{\theta_0} - \frac{535\theta_3^2}{336\pi^2\theta_0} \ln \left(\frac{10\theta_3}{\pi\theta_0} \right) \\
&\quad + \left(\frac{2255\sqrt[3]{5}\pi^{5/3}}{10242^{2/3}} - \frac{15737765635\sqrt[3]{\frac{5}{\pi}}}{2601123842^{2/3}} \right) \sqrt[3]{\frac{\theta_3}{\theta_0}}, \\
\psi_7 &= \frac{385483375\sqrt[3]{5}\theta_3^{7/3}}{1734082562^{2/3}\pi^{4/3}\theta_0^{4/3}} + \frac{3785155^{2/3}\sqrt[3]{\frac{\pi}{2}}}{516096} \left(\frac{\theta_3}{\theta_0} \right)^{2/3} - \frac{74045\pi^2}{129024\theta_3}, \\
\psi_8 &= 2\pi f_0 t_0, & \psi_5^L &= \psi_5 - \phi_0, & \psi_6^L &= -\frac{535\theta_3^2}{336\pi^2\theta_0}, & \psi_0^L &= \psi_1^L = \psi_2^L = \psi_4^L = \psi_6^L = \psi_7^L = \psi_8^L = 0. \tag{3.13}
\end{aligned}$$

The advantage of using this coordinate system to describe the waveform is that, at least the lowest order terms have near linear dependence on these parameters. This means that the derivative of the waveform with respect to these parameters, and hence the template-space metric is slowly varying over the parameter space (see, e.g., Fig. 2). This makes the template-placement problem considerably simpler.

C. Template-space metric for reduced-spin templates

Now we proceed to compute the template-space metric for the reduced-spin templates in the $\{\theta_0, \theta_3, \theta_{3S}\}$ coordinate system. For the efficient computation of the metric, it is useful to define the following noise moments:

$$\begin{aligned}
\mathcal{I}_p(f_{\text{cut}}) &= f_0^{-7/3} \int_{f_0}^{f_{\text{cut}}} \frac{df}{S_h(f)} \left(\frac{f}{f_0} \right)^{(p-17)/3}, \\
\mathcal{J}_p(f_{\text{cut}}) &= f_0^{-7/3} \int_{f_0}^{f_{\text{cut}}} \frac{df}{S_h(f)} \ln \left(\frac{f}{f_0} \right) \left(\frac{f}{f_0} \right)^{(p-17)/3}, \\
\mathcal{K}_p(f_{\text{cut}}) &= f_0^{-7/3} \int_{f_0}^{f_{\text{cut}}} \frac{df}{S_h(f)} \left[\ln \left(\frac{f}{f_0} \right) \right]^2 \left(\frac{f}{f_0} \right)^{(p-17)/3}, \tag{3.14}
\end{aligned}$$

where f_0 is the low-frequency cutoff of the detector, f_{cut} is the upper frequency cutoff of the template (typically the frequency of the innermost stable circular orbit, and hence depends on the masses) and $S_h(f)$ the one-sided power spectral density of the detector noise. The index p can take values between 0 and 16, for a total of 17 values.

These noise moments have to be computed only once during the construction of a template bank. Then the metric at different points in the parameter space can be

computed using these noise moments. Using Eqs. (3.6), (2.3), (3.12) and (3.13), the Fisher matrix can be computed as

$$\begin{aligned}
\Gamma_{ab} &= \frac{1}{2} \sum_{k=0}^8 \sum_{\ell=0}^8 \{ \partial_a \psi_k \partial_b \psi_\ell \mathcal{I}_{k+\ell}(f_{\text{cut}}) \\
&\quad + [\partial_a \psi_k^L \partial_b \psi_\ell + \partial_a \psi_k \partial_b \psi_\ell^L] \mathcal{J}_{k+\ell}(f_{\text{cut}}) \\
&\quad + \partial_a \psi_k^L \partial_b \psi_\ell^L \mathcal{K}_{k+\ell}(f_{\text{cut}}) \}, \tag{3.15}
\end{aligned}$$

where ψ_k and ψ_k^L are given by Eq. (3.13). From the Fisher matrix Γ_{ab} , the template-space metric g_{ij} can be computed using Eq. (3.7). In this paper, we choose f_{cut} as the frequency of innermost stable circular orbit of a test particle orbiting a Schwarzschild black hole: $f_{\text{cut}} = f_{\text{ISCO}} = 6^{-3/2}(\pi m)^{-1}$.

TABLE I. Parameters used in generating the low-mass, reduced-spin template bank. The spin limits for black holes and neutron stars are different, corresponding to the different astrophysical expectations for the spins of these bodies. We consider a neutron star to be a body with mass $m_i \leq 2M_\odot$ and a black hole to be a body with mass $m_i > 2M_\odot$.

Bank parameter	Value
Template waveform	TaylorF2ReducedSpin
Noise PSD model	aLIGOZeroDetHighPower
Low-frequency cutoff: f_0	20 Hz
Component mass: m_1, m_2	$[1, 20]M_\odot$
Total mass: m	$[2, 21]M_\odot$
NS spin: χ_i	$[-0.4, 0.4]$
BH spin χ_i	$[-0.98, 0.98]$
Minimum match: \mathcal{M}_{min}	0.95
Convergence criterion: k_{max}	1000

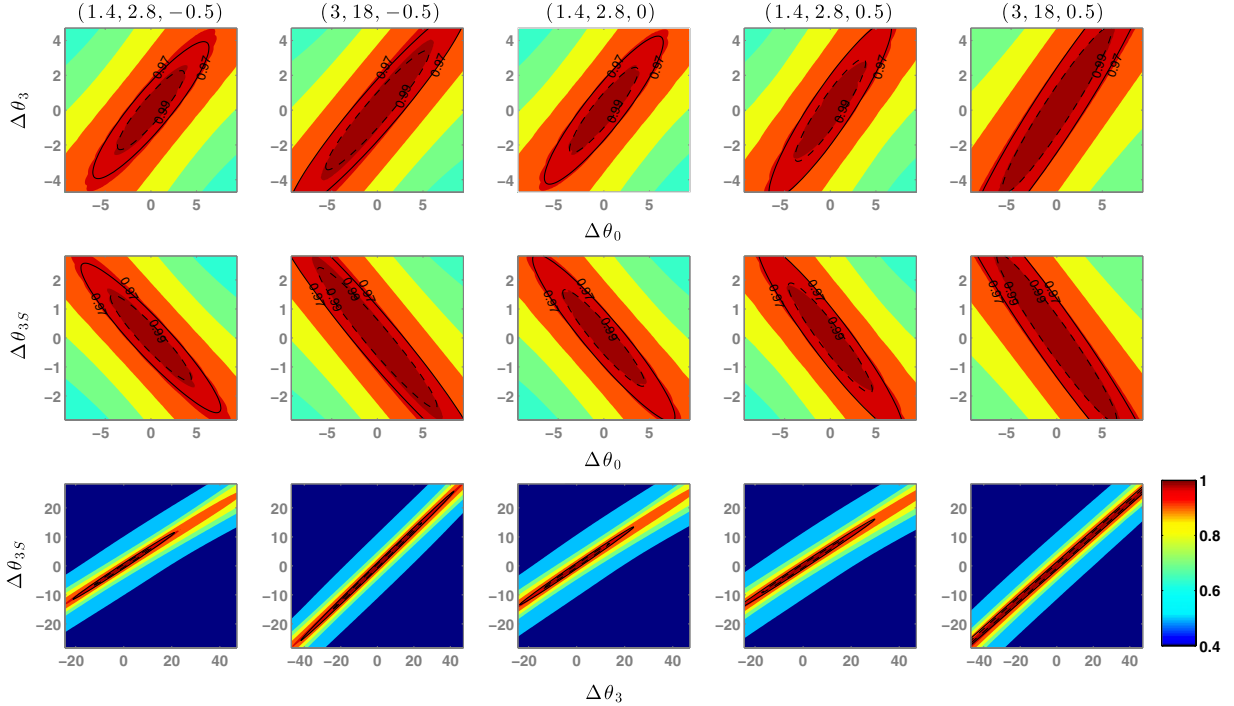


FIG. 1 (color online). Comparison of the match ellipses computed from the semianalytical calculation of the metric (black ellipses) with contours of the match function computed numerically (color contours). The component masses and reduced-spin parameter (m_1, m_2, χ) corresponding to point in the parameter space relative to which the match function is computed is shown on the top of each column (masses in units of M_\odot). The different rows correspond to two-dimensional slices of these contours in the $\Delta\theta_0 - \Delta\theta_3$ plane (top row), $\Delta\theta_0 - \Delta\theta_{3S}$ plane (middle row) and $\Delta\theta_3 - \Delta\theta_{3S}$ plane (bottom row). The solid black ellipses correspond to a match of 0.97 and dashed black ellipses correspond to a match of 0.99.

D. Comparison with numerical calculations

Equation (3.3) provides a very good approximation of the match $\mathcal{M}(\lambda, \Delta\lambda)$ between two neighboring templates $h(f; \lambda)$ and $h(f; \lambda + \Delta\lambda)$. But this approximation becomes inaccurate for the case of two templates placed at large distances in the parameter space (due to the inaccuracy of the truncated Taylor expansion). In this section, we compare the approximate match function computed using the metric with numerically exact computation of the match, as given by Eq. (3.1). In the numerical computation of the match, maximization of the overlap over the extrinsic parameters $\lambda_{\text{extr}} = \{t_0, \phi_0\}$ is performed using the standard techniques—maximization over t_0 is carried out by means of a fast fourier transform, and the maximization over ϕ_0 is carried out by employing two orthogonal templates [41].

Figure 1 shows the contours of the numerically computed match function (color-filled contours) along with the analytically computed match contours employing the metric (black ellipses). For each value of (m_1, m_2, χ) , the corresponding $\lambda \equiv (\theta_0, \theta_3, \theta_{3S})$ is computed by inverting Eq. (3.10). The numerically computed match values of the template $h(f; \lambda)$ with neighboring templates $h(f; \lambda + \Delta\lambda)$ are reported by color-filled contours. Similarly, we compute the metric $g_{ij}(\lambda)$ at the point λ corresponding to

(m_1, m_2, χ) . The contour in the $\Delta\lambda \equiv (\Delta\theta_0, \Delta\theta_3, \Delta\theta_{3S})$ parameter space corresponding to a match value of 0.97 can be found by inverting Eq. (3.3). This is an ellipsoid in this three-dimensional parameter space. The black ellipses in Fig. 1 are the two-dimensional slices of the ellipsoids.

It can be seen from Fig. 1 that the analytically computed match ellipses based on the metric agree quite well with the exact, numerical computation of the match function. The minor disagreement between the two calculations is likely due to the fact that we are truncating the Taylor expansion of the match at quadratic order. But the approximate match ellipses are generally found to be smaller than the corresponding numerical exact match contours (this is consistent with the previous observations [7]). This essentially means that the template bank constructed using the metric will slightly over-cover the parameter space.

Figure 1 also demonstrates the advantage of using the $(\theta_0, \theta_3, \theta_{3S})$ coordinate system for laying down templates: Since the metric \mathbf{g} is significantly flatter over the parameter space, the size and orientation of the match ellipses are very similar in all regions in the parameter space. In Fig. 2, we plot $\sqrt{|\mathbf{g}|}$, which is proportional to the local “density” of templates required to uniformly cover the parameter space. We see that $\sqrt{|\mathbf{g}|}$ varies by a factor of only ≈ 10 over

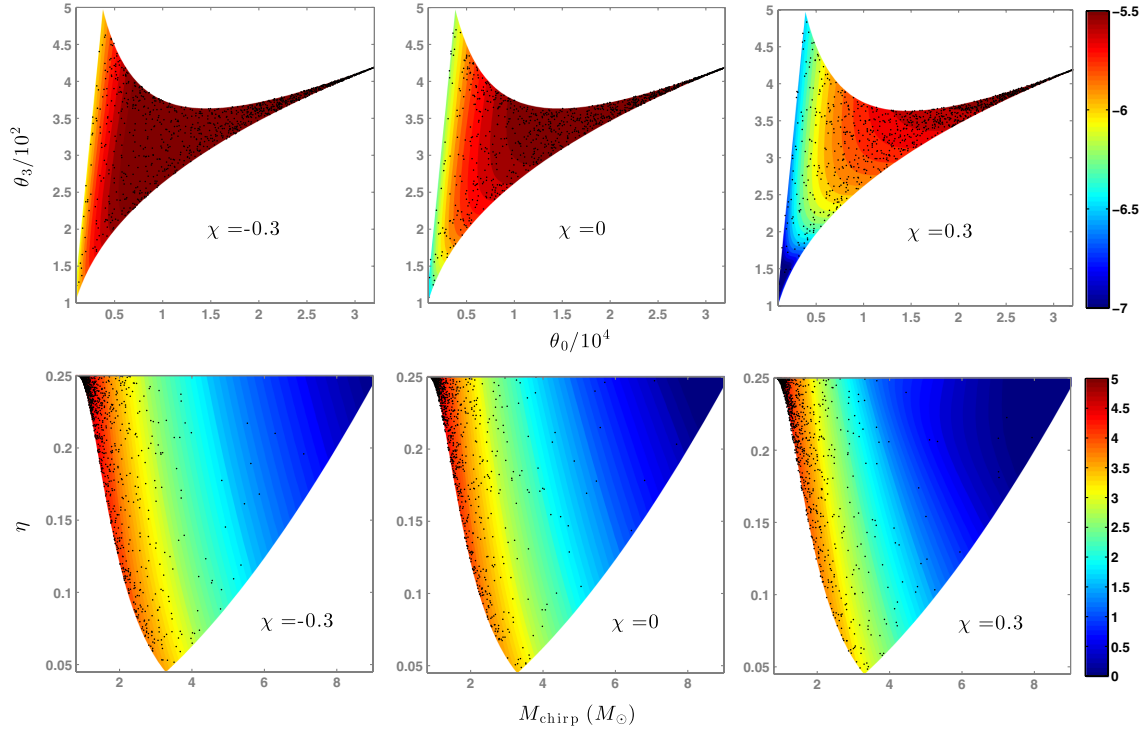


FIG. 2 (color online). The colored contours show the log of the square root of the determinant of the template-space metric ($\log \sqrt{|\mathbf{g}|}$) over the range of template bank parameters chosen in Table I. The number density of templates in each region of the bank is roughly determined by $\sqrt{|\mathbf{g}|}$. The top panel corresponds to the metric computed in the dimensionless chirp-time coordinate system $(\theta_0, \theta_3, \theta_{3S})$. The three subplots in the top row corresponds to three different slices in the three-dimensional template bank, corresponding to $\chi = -0.3, 0, 0.3$. The black dots correspond to the templates placed in each slice (of thickness $\Delta\chi = 10^{-3}$) by the stochastic algorithm described in Sec. IV. Notice that the template density in different regions generally agree with the expectation from the metric. In the $(\theta_0, \theta_3, \theta_{3S})$ coordinate system, the density has a maximum variation of ~ 10 over the entire template bank. In contrast, we show in the bottom panels the same quantity computed in the coordinate system described by (M_c, η, χ) . Notice that, in this coordinate system, the template density has considerable variation ($\sim 10^5$) over the parameter space. This illustrates the advantage of using the $(\theta_0, \theta_3, \theta_{3S})$ coordinate system.

$(\theta_0, \theta_3, \theta_{3S})$ space. In contrast, a metric computed in the (M_c, η, χ) coordinate system has a variation of $\approx 10^5$ over the same parameter space (see Fig. 2). The near uniformity of the chirp-time coordinates is a desirable property for the speed of the template-placement algorithm, which we discuss in the next section.

IV. CONSTRUCTION OF THE TEMPLATE BANK

We construct a template bank of the reduced-spin waveforms using an implementation of the stochastic-placement method proposed in [42,43]. The method begins with a seed bank of template parameters $B_0 = \{\lambda_{\text{intr}}^1, \lambda_{\text{intr}}^2, \dots, \lambda_{\text{intr}}^N\}$, which may be empty.² A set of template waveform parameters λ^{prop} is proposed randomly and the bank B_0 is checked to see whether it already

contains a template which sufficiently overlaps with the proposed template. We measure the coverage of the template bank via the *fitting factor* [44]. The fitting factor is computed by maximizing the overlap of the proposed template λ^{prop} over the entire template bank B_0 :

$$\text{FF} = \max_{\lambda \in B_0} \mathcal{M}(\lambda, \lambda - \lambda^{\text{prop}}), \quad (4.1)$$

where \mathcal{M} is the match function defined in Eq. (3.1). The fitting factor gives the fraction of optimal SNR that can be obtained towards the proposed template waveform λ^{prop} using the existing template bank without including the newly proposed template.

If the fitting factor for the proposed template is above a given *minimum match* threshold \mathcal{M}_{min} , then the proposed template is discarded to prevent over coverage and we repeat the process with the same bank seed B_0 . Otherwise, the proposed template is added to the bank and we repeat the process using $B_1 \equiv B_0 \cup \{\lambda^{\text{prop}}\}$ as the new bank seed. The process continues until some convergence

²Note that it is not necessary to provide discrete parameter values for the extrinsic parameters since the SNR of each template with the data is maximized over the extrinsic parameters using semianalytical methods.

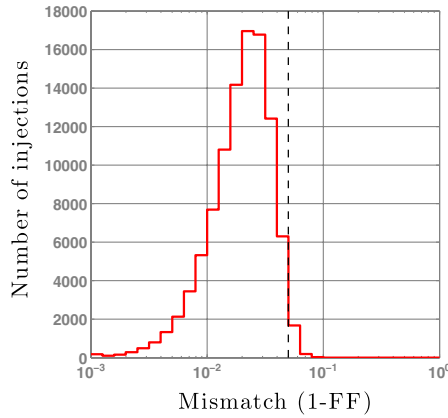


FIG. 3 (color online). Histogram of the achieved mismatch ($1 - \text{fitting factor}$) by the reduced-spin template bank in detecting reduced-spin injections. The plot is a demonstration of the achieved “coverage” of the bank. The vertical dashed line corresponds to a mismatch of 5%. Only $\sim 0.7\%$ of the $\sim 100,000$ injections have mismatch $> 5\%$. The effective fitting factor towards this population of injections is ≈ 0.98 .

criterion is satisfied. In our implementation, we terminate the bank construction when the mean number of discarded proposals per accepted proposal (averaged over the last ten accepted proposals) exceeds a specified critical value k_{max} .

The stochastic-placement algorithm just described is straightforward to implement and is completely generic, independent of many of the particular details of the waveform family one is using. For example, while it is useful to have a metric that is nearly constant over the parameter space, this is not a strict requirement for the stochastic-placement algorithm, as opposed to lattice-based approaches [45]. We have implemented this algorithm with the generality of its use in mind. Thus, while in this paper we apply the stochastic bank placement code to the reduced-spin inspiral waveforms, the same code works with any waveform family, with or without an analytic approximation to the metric. We call the code SBank and it is available for use in the LALSuite data analysis package [32]. SBank is implemented primarily in the Python programming language with speed-critical components in C.

For practical applications, we labored to make SBank fast using some techniques suggested in related work [42,43] and some novel.

- (i) We obtain algorithmic speedup by testing each proposal against not the whole bank, but only its neighborhood of templates, defined by some fractional difference in θ_0 , the coordinate that is best fractionally measured; any template far away from the proposal in θ_0 cannot have a high match.
- (ii) In the intermediate to late stages of bank construction, we will sift through thousands of highly matching proposals before finding one with small

enough match to accept it into our bank. Short circuiting this search early saves enormous computation. Thus we stop computing further matches immediately upon finding a match greater than the target minimum match. So that we find the high matches even sooner, we evaluate matches in the order of increasing θ_0 difference between the proposal and the bank seed.

- (iii) Another technique we use is to draw proposals uniformly in $(\theta_0, \theta_3, \theta_{3S})$ space. As the true template density is proportional to $\sqrt{|\mathbf{g}|}$ and \mathbf{g} is slowly varying in these coordinates, this reduces the number of proposals thrown at already overtested regions of parameter space and puts them in undertested regions.
- (iv) Finally, the availability of the metric gives an analytic approximation to the mismatch, which significantly speeds up each iteration of this algorithm, but it is not strictly necessary.

Using our stochastic template-placement code SBank, we produced a template bank with a reduced-spin dimension designed to capture astrophysically plausible spins with the Advanced LIGO zero-detuned, high-power configuration [46]. The template bank parameters are listed in Table I. The waveform and noise model names refer to their designations within the LALSimulation software library [32].

We subjected this bank to a verification bank simulation, where we draw simulation waveforms from the same reduced-spin waveform family discussed in Sec. II (called TaylorF2ReducedSpin in LALSimulation) with parameter ranges given in Table I and we record the fitting factor of the bank towards each simulation waveform. The simulation parameters are chosen uniformly in (m_1, m_2, χ) rather than $(\theta_0, \theta_3, \theta_{3S})$. The results are shown in Fig. 3. We see that in bulk, the algorithm has satisfied the minimum match criterion with only a very small leakage.

Finally, in Table II we compare our reduced-spin template bank’s size to nonspinning versions as generated by SBank. Comparing the SBank reduced-spin bank to the SBank nonspinning bank, we see that covering the spin space of interest requires ~ 7.5 times the number of templates, and approximately the same factor in matched filtering computational cost. In the next section, we will see how much detection volume this extra computation allows us to access.

TABLE II. Comparison of bank size between our reduced-spin bank produced by SBank with the parameters of Table I compared to the nonspinning SBank version.

Bank	Number of templates
SBank reduced spin	549194
SBank nonspinning	73275

V. EFFECTUALNESS OF THE TEMPLATE BANK IN DETECTING GENERIC SPINNING BINARIES

In this section we study the *effectualness* [47] (a measure of the ability of a suboptimal template bank in detecting a family of target signals) of the reduced-spin template bank in detecting generic spinning binaries. We evaluate the effectualness by simulating a large number of inspiral signals from generic spinning binaries drawn from an astrophysical motivated distribution. For a given target waveform $h^{\text{targ}}(f; \theta)$, we compute the fitting factor for this signal against the bank using Eq. (4.1). The calculation has to be repeated over different values of θ , which describes the masses, spins and other parameters describing the relative location and orientation of the “target binary” with respect to the detector.

The intrinsic luminosity of the target binary as well as the fitting factor of the templates depend not only on the masses and spins, but also on the parameters describing the location and orientation of the target binary. For example, the modulational effects of precession are the highest for binaries highly inclined with respect to the detector, while the intrinsic luminosity of such binaries is lower (as compared to binaries which are nearly face on). Thus, highly inclined binaries (which show the largest modulational effects of precession) are intrinsically less likely to be observed as compared to binaries that are face on.

In order to take into account such selection effects in evaluating the effectualness of the template bank, we perform a Monte-Carlo simulation of generic spinning binaries and average the fitting factor over the population. The waveforms are generated by solving the ordinary differential equations given by Eq. (2.2) in the “TaylorT5” approximation (see Sec. III of Ref. [15] for the full description).³ The target binaries (for a set of fixed values of component masses) are uniformly distributed in volume throughout the local universe. Spin magnitudes are distributed uniformly between zero and a maximum value (see Table III) and the spin angles are isotropically distributed. Cosine of the angle ι describing the relative orientation of the initial total angular momentum of the binary with respect to the line of sight is uniformly distributed in the interval $(0, 1)$, while the polarization angle ψ is uniformly distributed in $(0, \pi)$. A summary of the parameters of the Monte-Carlo simulations is given in Table III.

In order to evaluate the effectualness of the bank, we compute the effective fitting factor FF_{eff} [19], in the following way:

³This particular approximant is chosen so as to disentangle the effect precession from the effect of the difference between different PN approximants; see the Appendix for a discussion.

TABLE III. Parameters used for the Monte-Carlo simulations of precessing PN binaries. A binary component is deemed a neutron star (NS) if its mass is $\leq 2M_{\odot}$ and it is deemed a black hole (BH) if its mass is $> 2M_{\odot}$.

Simulation parameter	Value
Waveform approximant	SpinTaylorT5
BH spin magnitudes: $\ \chi_i\ $	uniform (0, 0.98)
NS spin magnitudes: $\ \chi_i\ $	uniform (0, 0.4)
Cosine of spin orientations: $\mathbf{L}_N^{\text{ini}} \cdot \chi_i^{\text{ini}}$	uniform $(-1, 1)$
Cosine of sky location (polar): $\cos \theta$	uniform $(-1, 1)$
Sky location (azimuth): ϕ	uniform $(0, 2\pi)$
Cosine of inclination angle: $\cos \iota$	uniform $(0, 1)$
Polarization angle : ψ	uniform $(0, 2\pi)$
Luminosity distance: d_L	1 Mpc
Noise PSD model	aLIGOZeroDetHighPower
Low-frequency cutoff: f_0	20 Hz

$$\text{FF}_{\text{eff}} = \left(\frac{\overline{\rho_{\text{bank}}^3}}{\overline{\rho^3}} \right)^{1/3}, \quad (5.1)$$

where $\rho \equiv \langle h^{\text{targ}}, h^{\text{targ}} \rangle$ is the *optimal* SNR in detecting the target binary, and $\rho_{\text{bank}} \equiv \rho \text{FF}$ is the *suboptimal* SNR extracted by the template bank. The bars indicate ensemble averages over the full parameter space (while keeping the component masses fixed). The effective fitting factor FF_{eff} describes average detection range by a suboptimal template bank as a fraction of the detection range using an optimal template bank. The corresponding fractional detection volume (and hence the fractional event rates assuming that the binaries are uniformly distributed throughout the universe) is given by the cube of FF_{eff} .

The estimated effective fitting factor FF_{eff} of the reduced-spin template bank is shown in the left panel of Fig. 4. The figure suggests that the bank is effectual towards detecting generic spinning binaries over almost all the relevant regions in the low-mass parameter space ($m_1 + m_2 < 12M_{\odot}$).⁴ The effective fitting factor is always greater than ~ 0.92 , and over a significant fraction of the low-mass parameter space the fitting factor is greater than 0.95 (note that the minimum match requirement \mathcal{M}_{min} on the template bank was chosen to be 0.95). Note that the region above the gray line in the figure is the region where the contribution from the post-inspiral stages are expected to be significant, and the inspiral template bank needs to be replaced by an inspiral-merger-ringdown bank.

The high effectualness of the reduced-spin template bank towards generic spinning binaries can be attributed to two reasons. Firstly, for binaries with comparable masses

⁴We conveniently define the low-mass range of the parameter space based on the previous studies using nonspinning inspiral waveforms, where it was shown that it is essential to include the effects of post-inspiral stages in the waveform for binaries with total mass $\gtrsim 12M_{\odot}$ [4,5].

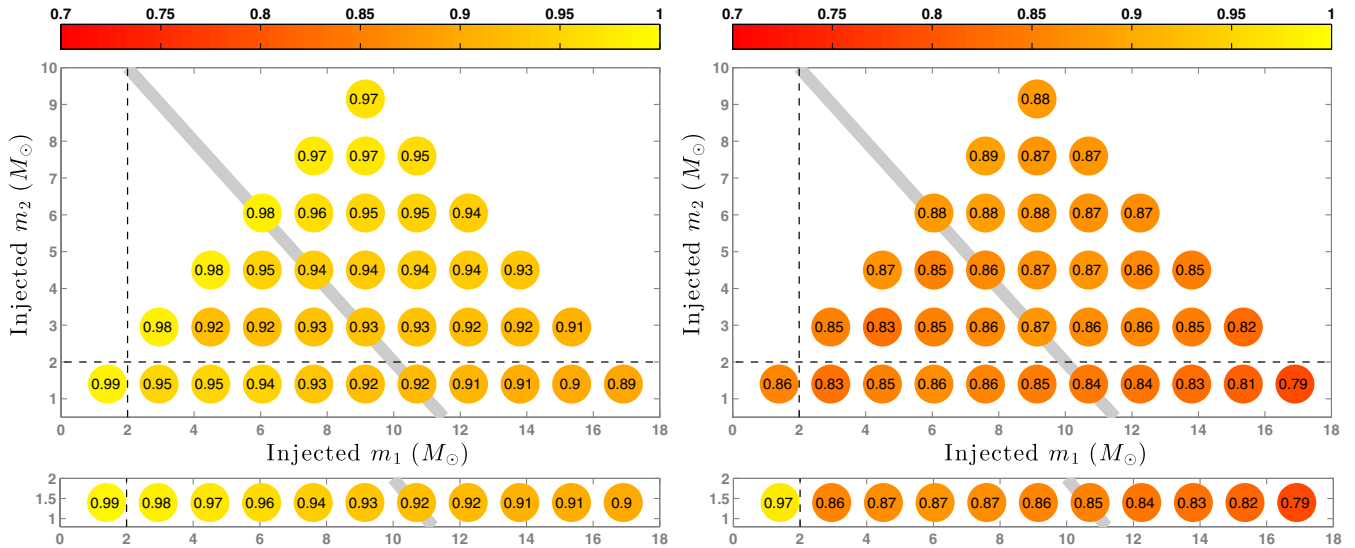


FIG. 4 (color online). The left plots show the effective fitting factor FF_{eff} of the reduced-spin template bank at different regions in the component mass plane. Each filled circle corresponds to 5000 injections (with fixed component masses, corresponding to the center of each circle) of generic spinning binaries with parameters reported in Table III. The gray line ($m_1 + m_2 = 12M_\odot$) shows the expected boundary above which the contribution of merger-ringdown becomes non-negligible, and where the inspiral template bank needs to be replaced by an inspiral-merger-ringdown template bank. The black dashed lines correspond to the assumed boundary between the neutron-star and black-hole mass. The top panel assumes that the maximum spin of neutron stars is 0.4, while the bottom panel assumes a maximum spin of 0.05 for neutron stars. The right plot shows the same for a nonspinning template bank.

($m_1 \sim m_2$) the total angular momentum is dominated by the orbital angular momentum, and hence the modulational effects of spin precession on the orbit, and hence on the observed signal, is small. In this regime, nonprecessing

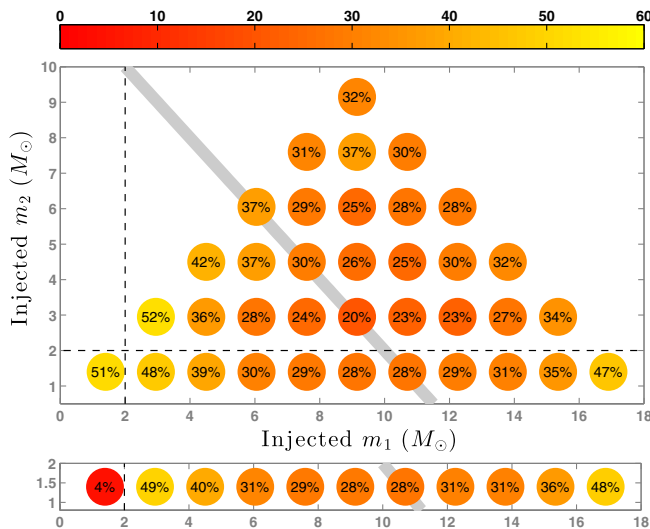


FIG. 5 (color online). Average increase in the detection volume of a search employing the reduced-spin template bank as compared to one employing a nonspinning template bank (corresponding to a fixed SNR threshold). The reduced-spin template bank is expected to bring about $\sim 20\%$ – 52% increase in the average detection volume (top panel), assuming that the maximum spin of neutron stars is 0.4. The bottom panel shows the result of the same calculation assuming a maximum spin of 0.05 for neutron stars.

waveforms provide a good approximation to the observed signal. However, as the mass ratio increases, spin angular momentum becomes comparable to the orbital angular momentum and the modulational effects of precession become appreciable. Effectualness of nonprecessing templates thus decrease with increasing mass ratio (see Fig. 6).

Secondly, there is an intrinsic selection bias towards binaries that are nearly face on with the detector (where the

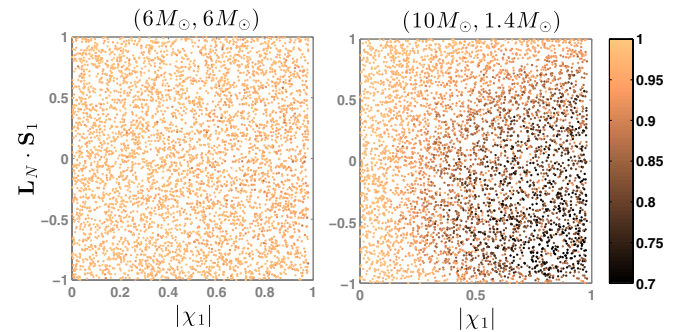


FIG. 6 (color online). Fitting factor (indicated by the color of the dots) of the reduced-spin template bank in detecting generic spinning binaries with component masses ($6M_\odot, 6M_\odot$) (left plot) and ($10M_\odot, 1.4M_\odot$) (right plot). The x axis corresponds to the spin magnitude of the more massive compact object, while the y axis corresponds to the cosine of the angle between the spin and initial Newtonian orbital angular momentum. In the left plot (equal-mass binary) fitting factors are ~ 1 irrespective of the magnitude and orientation of the spin vector, while in the right plot (highly unequal-mass binary) fitting factors can be as low as ~ 0.7 for binaries with large, misaligned spins.

modulational effects of precession are weak while the signal is strong) as opposed to binaries that are nearly edge on (where the modulational effects are strong while the signal is weak). Thus the fitting factors are high towards binaries with large SNR. This effect is illustrated in Fig. 7 for the case of an equal-mass binary (left) and for the case of a highly unequal-mass binary (right). This helps the reduced-spin template bank to have reasonably high effective fitting factor towards a population of generic spinning binaries.

The reduction in the fitting factor of the reduced-spin template bank in the high-mass and high-mass-ratio regimes is due to multiple reasons. The modulational effects of precession increase with increasing mass ratio, which are not modeled by our templates. There are additional factors causing the loss: The difference between different PN approximants become considerable at the high-mass, high-mass-ratio regime (reflecting the lack of knowledge of the higher order spin-dependent PN terms), causing appreciable mismatch between the target waveforms and the template waveforms even in regions where they should agree (e.g., in the limit of nonprecessing spins). Hence, it is likely that the fitting factor can be further improved by including the higher order PN terms, assuming that these higher order terms will reduce the difference between different PN approximants (see, e.g., [48]).

The effective fitting factor of a *nonspinning* template bank (covering the same mass range) is shown in the right panel of Fig. 4. The fitting factor of the nonspinning bank is 0.83–0.88 over the same parameter space. The average increase in the detection volume provided by a search employing the reduced-spin template bank (as compared against the corresponding nonspinning template bank) is shown in Fig. 5. The figure suggests that we can expect an

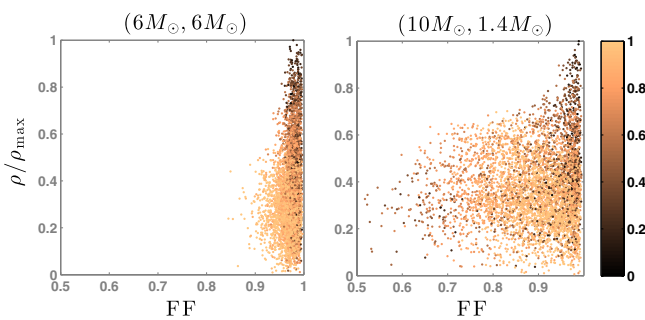


FIG. 7 (color online). Normalized SNR (such that the maximum SNR is 1) of generic spinning binaries plotted against the FF of the reduced-spin template bank in detecting them. It can be seen that fitting factors are high towards binaries with large SNR. The color of the dots corresponds to the sine of the inclination of the total angular momentum vector with respect to the line of sight (darker shades correspond to binaries whose total angular momentum is along the line of sight). The left plot corresponds to binaries with component masses $(6M_{\odot}, 6M_{\odot})$ and the right plot to binaries with component masses $(10M_{\odot}, 1.4M_{\odot})$.

increase of $\sim 20\%$ – 52% in the average detection volume at a *fixed SNR threshold*. Note that the real figure of merit of the improvement would be the increase in the detection volume for a *fixed false-alarm rate*. Calculation of this requires the calculation of the increase in the false-alarm rate due to the increased number of templates in the bank. We leave this as future work.

Currently, all the *observed* neutron stars in binaries have spin periods ≥ 22.7 ms [49], which correspond to spin magnitudes of $|\chi_i| \lesssim 0.05$. While this is not necessarily an upper limit on neutron-star spins, this could be indicative of the typical spins. We have repeated the simulations by restricting the spin range of neutron stars in the target binaries to the interval $(0, 0.05)$. This was found to make an appreciable difference only in the binary-neutron-star ($m_{1,2} \leq 2M_{\odot}$) region of the parameter space. In this region, the effective fitting factor of the nonspinning template bank was increased to 0.97. Thus, under this assumption, the nonspinning template bank appears to be adequate for the detection of GWs from binary neutron stars.

VI. CONCLUSION AND OUTLOOK

Developing an effectual and computationally viable search for inspiralling binaries of spinning compact objects has been a longstanding problem in GW data analysis. The problem is made difficult by the large dimensionality of the parameter space. In this paper, we have attempted one of the first, albeit important, steps towards solving the problem: We have constructed a three-dimensional template bank that is effectual for the detection of a significant fraction of the generic spinning binaries in the low-mass parameter space. This development has been facilitated by a body of previous work: First, the realization that secular (nonprecessing) spin effects are more important than the modulational effects for the case of comparable-mass binaries, which reduced the effective dimensionality of the problem into three [15]. The computation of closed-form templates modeling GWs from nonprecessing-spin binaries that are parametrized in terms of a reduced-spin parameter has made it possible to compute the template-space metric in a semianalytic fashion. Secondly, the demonstration of computationally efficient stochastic-placement methods to place templates in the bank [42,43] (which, as opposed to traditional lattice-based approaches, does not require the metric to be constant over the parameter space).

We have demonstrated the expected effectualness of the template bank in the advanced detector era. For the spin distributions of the target binaries that we consider (see Table III), the effective fitting factor of the bank is in the range 0.92–0.99 over the low-mass binary ($m_1 + m_2 \lesssim 12M_{\odot}$) parameter space. This is expected to bring about 20%–52% increase in the detection volume as compared to a nonspinning template bank (for a fixed SNR threshold). The associated increase in the computational

cost of the search would be roughly a factor of 7.5. Note that further optimization of the template-placement algorithm and the parameter ranges is possible to reduce the computational cost. This first demonstration of a template bank that is effectual (effective fitting factors > 0.92) over the entire parameter space of interest promises a powerful and feasible method for searching for generic spinning low-mass binaries (including binary neutron stars, binary black holes and black-hole neutron-star binaries) in the advanced detector era.

ACKNOWLEDGMENTS

The authors thank Chad Hanna for useful comments on the manuscript, and Duncan Brown, Alessandra Buonanno, Kipp Cannon, Gian Mario Manca, Chad Hanna, Ian Harry, Drew Keppel, Andrew Lundgren, Evan Ochsner, for useful discussions. This work is supported by the LIGO Laboratory, NSF Grants No. PHY-0653653 and No. PHY-0601459, NSF career Grant No. PHY-0956189 and the David and Barbara Groce Fund at Caltech. LIGO was constructed by the California Institute of Technology and Massachusetts Institute of Technology with funding from the National Science Foundation and operates under cooperative agreement PHY-0757058. P. A. thanks the hospitality of the Kavli Institute of Theoretical Physics (supported by the NSF Grant No. PHY11-25915) during the preparation of this manuscript, while S. P. and N. M. thank the hospitality of the International Centre for Theoretical Sciences (ICTS). P. A.'s research is also supported by a FastTrack fellowship and a Ramanujan Fellowship from the Department of Science and

Technology, India and by the EADS Foundation through a chair position on ‘‘Mathematics of Complex Systems’’ at ICTS. N. M. is supported by the DST- MPG Max Planck Partner Group Grant (funded by the Department of Science and Technology, India and Max Planck Society, Germany) under the Grant No. IGSTC/MPG/PG (AP) 2011. A. N. thanks the LIGO-REU program for support and Caltech for hospitality. This paper has the LIGO Document No. LIGO-P1200106-v3.

APPENDIX: EFFECTUALNESS OF THE TEMPLATE BANKS AGAINST SPINNING WAVEFORMS GENERATED IN THE TAYLORT4 APPROXIMATION

In Sec. V, we studied the effectualness of the reduced-spin template bank in detecting a population of generic spinning binaries assuming that the target signals are given by the TaylorT5 PN approximant (see Sec. III of [15] for the full description of this approximant). Note that this is one of the many approximations that can be used to compute PN waveforms from inspiralling compact binaries, and these different approximants can produce somewhat different results (see [4] for an overview of different approximants). We would like to disentangle the loss of effectualness due to this effect from the loss due to the effect of precession. Thus, as the target waveform we need to use an approximant that is closest to the template in regions of parameter space where the target and template are expected to agree very well (e.g., in the limit of nonprecessing spins). This is the motivation for choosing TaylorT5 approximant as the target waveform.

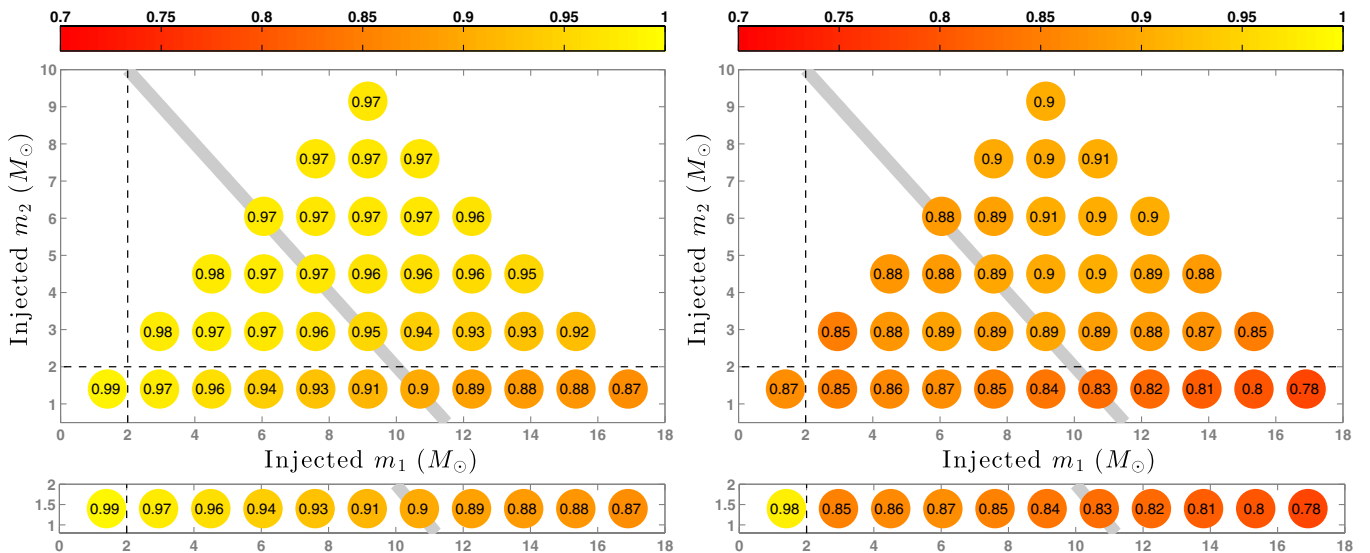


FIG. 8 (color online). Same as Fig. 4, except that in this plot, the target waveforms are generated using the TaylorT4 approximation. The difference in the effectualness between Fig. 4 and this figure is due to the difference between the two different PN approximants, and is a reflection of the current uncertainty in the PN waveforms. This could be improved by computing the higher order (spin-dependent) PN terms.

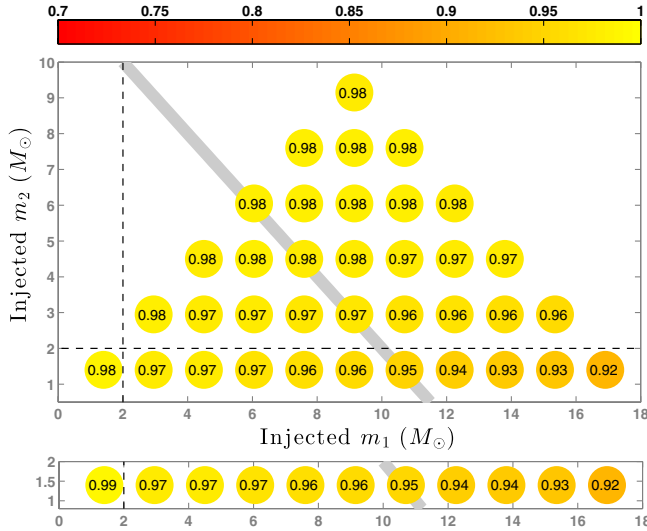


FIG. 9 (color online). Same as the left plot of Fig. 4, except that in this plot, the target waveforms are TaylorT4 with nonprecessing spins. It can be seen that the mismatch of the template bank at high-mass ratios (in the low-mass regime) can be as large as 5%, which cannot be attributed to the effects of precession.

We do not expect *a priori* one approximant to be closer to the signals given by nature than any other approximants. (This was further confirmed by comparisons of PN approximants with numerical-relativity simulations

[50,51]). Thus, in order to get a conservative estimate of the effectualness of the template banks, we compute their effective fitting factors towards signals from generic spinning binaries computed in the TaylorT4 approximation (Fig. 8). Note that the fitting factors at high-mass ratios are slightly lower than what we see in Fig 4. This difference arises from the fact that the waveforms computed using different approximants can be somewhat different, reflecting the current uncertainty in the PN waveforms (see, also, [48] for a detailed discussion). It is likely that this uncertainty will decrease with the knowledge of higher PN terms (note that currently the spin-dependent terms are known only up to 2.5 PN).

We argue that one of the main reasons for the lower effectualness of the reduced-spin template bank towards TaylorT4 waveforms at high-mass ratios is, apart from the modulational effects of precession, the difference between PN approximants. In order to demonstrate this, we compute the effective fitting factor of the reduced-spin template bank towards TaylorT4 waveforms *with nonprecessing* spins (Fig. 9). It can be seen that the mismatch of the template bank at high-mass ratios (in the low-mass regime) can be as large as 5%. This cannot be attributed to the effects of precession. These results greatly motivate the need of computing higher order spin terms in the PN approximation.

-
- [1] J. Abadie *et al.* (LIGO Scientific Collaboration and Virgo Collaboration), *Classical Quantum Gravity* **27**, 173001 (2010).
 - [2] J. Aasi *et al.* (LIGO Scientific Collaboration, Virgo Collaboration), [arXiv:1304.0670](https://arxiv.org/abs/1304.0670).
 - [3] L. Blanchet, *Living Rev. Relativity* **9**, 4 (2006), <http://www.livingreviews.org/lrr-2006-4>.
 - [4] A. Buonanno, B. Iyer, E. Ochsner, Y. Pan, and B. S. Sathyaprakash, *Phys. Rev. D* **80**, 084043 (2009).
 - [5] P. Ajith, *Classical Quantum Gravity* **25**, 114033 (2008).
 - [6] B. J. Owen, *Phys. Rev. D* **53**, 6749 (1996).
 - [7] B. J. Owen and B. Sathyaprakash, *Phys. Rev. D* **60**, 022002 (1999).
 - [8] L. S. Collaboration (Virgo Collaboration), *Phys. Rev. D* **85**, 082002 (2012).
 - [9] J. Abadie *et al.* (LIGO Scientific Collaboration and Virgo Collaboration), *Phys. Rev. D* **82**, 102001 (2010).
 - [10] J. Abadie *et al.* (LIGO Scientific Collaboration and Virgo Collaboration), *Phys. Rev. D* **83**, 122005 (2011).
 - [11] B. Abbott *et al.* (LIGO Scientific Collaboration), *Phys. Rev. D* **79**, 122001 (2009).
 - [12] B. Abbott *et al.* (LIGO Scientific Collaboration), *Phys. Rev. D* **80**, 047101 (2009).
 - [13] B. Abbott *et al.* (LIGO Scientific Collaboration), *Phys. Rev. D* **78**, 042002 (2008).
 - [14] C. Van Den Broeck, D. Brown, T. Cokelaer, I. Harry, G. Jones, B. Sathyaprakash, H. Tagoshi, and H. Takahashi, *Phys. Rev. D* **80**, 024009 (2009).
 - [15] P. Ajith, *Phys. Rev. D* **84**, 084037 (2011).
 - [16] D. A. Brown, A. Lundgren, and R. O’Shaughnessy, *Phys. Rev. D* **86**, 064020 (2012).
 - [17] T. A. Apostolatos, *Phys. Rev. D* **54**, 2438 (1996).
 - [18] P. Grandclément, V. Kalogera, and A. Vecchio, *Phys. Rev. D* **67**, 042003 (2003).
 - [19] A. Buonanno, Y. Chen, and M. Vallisneri, *Phys. Rev. D* **67**, 104025 (2003).
 - [20] Y. Pan, A. Buonanno, Y. Chen, and M. Vallisneri, *Phys. Rev. D* **69**, 104017 (2004).
 - [21] A. Buonanno, Y.-b. Chen, Y. Pan, and M. Vallisneri, *Phys. Rev. D* **70**, 104003 (2004); **74029902(E)** (2006); **69104017** (2004); **74029905(E)** (2006).
 - [22] D. Fazi, Ph.D. thesis, University of Bologna, 2009.
 - [23] I. W. Harry and S. Fairhurst, *Phys. Rev. D* **83**, 084002 (2011).
 - [24] I. Harry and S. Fairhurst, *Classical Quantum Gravity* **28**, 134008 (2011).
 - [25] M. Boyle, D. A. Brown, and L. Pekowsky, *Classical Quantum Gravity* **26**, 114006 (2009).
 - [26] B. Aylott *et al.*, *Classical Quantum Gravity* **26**, 165008 (2009).

- [27] S. Privitera, S. R. P. Mohapatra, P. Ajith, K. Cannon, N. Fotopoulos, M. A. Frei, C. Hanna, A. J. Weinstein, and J. T. Whelan, *Phys. Rev. D* **89**, 024003 (2014).
- [28] D. A. Brown, I. Harry, A. Lundgren, and A. H. Nitz, *Phys. Rev. D* **86**, 084017 (2012).
- [29] I. W. Harry, A. H. Nitz, D. A. Brown, A. P. Lundgren, E. Ochsner, and D. Keppel, *Phys. Rev. D* **89**, 024010 (2014).
- [30] F. Herrmann, S. E. Field, C. R. Galley, E. Ochsner, and M. Tiglio, *Phys. Rev. D* **86**, 084046 (2012).
- [31] K. Cannon, A. Chapman, C. Hanna, D. Keppel, A. C. Searle, and A. J. Weinstein, *Phys. Rev. D* **82**, 044025 (2010).
- [32] LIGO Data Analysis Software Working Group, LSC Algorithms Library, <https://www.lsc-group.phys.uwm.edu/daswg/projects/lalsuite.html>.
- [33] T. Apostolatos, C. Cutler, G. Sussman, and K. Thorne, *Phys. Rev. D* **49**, 6274 (1994).
- [34] A. Lundgren and R. O'Shaughnessy, *Phys. Rev. D* **89**, 044021 (2014).
- [35] L. Pekowsky, R. O'Shaughnessy, J. Healy, and D. Shoemaker, *Phys. Rev. D* **88**, 024040 (2013).
- [36] P. Schmidt, M. Hannam, and S. Husa, *Phys. Rev. D* **86**, 104063 (2012).
- [37] E. Poisson and C. M. Will, *Phys. Rev. D* **52**, 848 (1995).
- [38] K. G. Arun, A. Buonanno, G. Faye, and E. Ochsner, *Phys. Rev. D* **79**, 104023 (2009).
- [39] A. Buonanno, Y.-b. Chen, and M. Vallisneri, *Phys. Rev. D* **67**, 024016 (2003).
- [40] B. S. Sathyaprakash, *Phys. Rev. D* **50**, R7111 (1994).
- [41] B. Allen, W. G. Anderson, P. R. Brady, D. A. Brown, and J. D. E. Creighton, *Phys. Rev. D* **85**, 122006 (2012).
- [42] I. W. Harry, B. Allen, and B. Sathyaprakash, *Phys. Rev. D* **80**, 104014 (2009).
- [43] G. M. Manca and M. Vallisneri, *Phys. Rev. D* **81**, 024004 (2010).
- [44] T. A. Apostolatos, *Phys. Rev. D* **52**, 605 (1995).
- [45] R. Prix, *Classical Quantum Gravity* **24**, S481 (2007).
- [46] Advanced ligo anticipated sensitivity curves, <https://dcc.ligo.org/cgi-bin/DocDB/ShowDocument?docid=2974>.
- [47] T. Damour, B. R. Iyer, and B. S. Sathyaprakash, *Phys. Rev. D* **57**, 885 (1998).
- [48] A. H. Nitz, A. Lundgren, D. A. Brown, E. Ochsner, D. Keppel, and I. Harry, *Phys. Rev. D* **88**, 124039 (2013).
- [49] M. Kramer, [arXiv:1008.5032](https://arxiv.org/abs/1008.5032).
- [50] I. MacDonald, A. H. Mroue, H. P. Pfeiffer, M. Boyle, L. E. Kidder, M. A. Scheel, B. Szilágyi, and N. W. Taylor, *Phys. Rev. D* **87**, 024009 (2013).
- [51] M. Hannam, S. Husa, F. Ohme, D. Muller, and B. Bruegmann, *Phys. Rev. D* **82**, 124008 (2010).