

Potential of the effective Polyakov line action from the underlying lattice gauge theory

Jeff Greensite*

Niels Bohr International Academy, Blegdamsvej 17, DK-2100 Copenhagen Ø, Denmark

(Received 3 October 2012; published 17 December 2012)

I adapt a numerical method, previously applied to investigate the Yang-Mills vacuum wave functional, to the problem of extracting the effective Polyakov line action from $SU(N)$ lattice gauge theories, with or without matter fields. The method can be used to find the variation of the effective Polyakov line action along any trajectory in field configuration space; this information is sufficient to determine the potential term in the action and strongly constrains the possible form of the kinetic term. The technique is illustrated for both pure and gauge Higgs $SU(2)$ lattice gauge theory at finite temperature. A surprise, in the pure gauge theory, is that the potential of the corresponding Polyakov line action contains a nonanalytic (yet center-symmetric) term proportional to $|P|^3$, where P is the trace of the Polyakov line at a given point, in addition to the expected analytic terms proportional to even powers of P .

DOI: [10.1103/PhysRevD.86.114507](https://doi.org/10.1103/PhysRevD.86.114507)

PACS numbers: 11.15.Ha, 12.38.Aw

I. INTRODUCTION

Consider a lattice gauge theory with gauge group $SU(N)$ on a periodic lattice of time extent N_t , possibly containing matter fields and a chemical potential. If we integrate out all degrees of freedom under the constraint that Polyakov line holonomies are held fixed, then the resulting distribution depends only on those Polyakov line holonomies or, more precisely, on their eigenvalues. The logarithm of this distribution is defined to be the effective Polyakov line action S_P .

The earliest three-dimensional effective theories at finite temperature, corresponding to $3 + 1$ -dimensional lattice gauge theories in the ultrastrong coupling limit, were derived by Polyakov [1] and Susskind [2], and a derivation of the Polyakov line action in a systematic strong coupling expansion was carried out by Polonyi and Szlachanyi [3]. For a review of the early work in this area, cf. Svetitsky [4].

If the underlying lattice gauge theory in $D = 4$ dimensions has a sign problem due to a nonzero chemical potential, then the effective Polyakov line action S_P probably also has a sign problem. However, there are indications that the sign problem may be more tractable in S_P than in the underlying theory. Using strong-coupling and hopping parameter expansions, it is possible to actually carry out the integrations over gauge and matter fields mentioned above, to arrive at an action of the form¹

$$S_P = \beta_P \sum_x \sum_{i=1}^3 [\text{Tr} U_x^\dagger \text{Tr} U_{x+i} + \text{Tr} U_x \text{Tr} U_{x+i}^\dagger] + \kappa \sum_x [e^\mu \text{Tr} U_x + e^{-\mu} \text{Tr} U_x^\dagger], \quad (1)$$

*Permanent address: Physics and Astronomy Department, San Francisco State University, San Francisco, California 94132, USA.

¹This is the action at leading order. For the effective action determined at higher orders in the combined strong-coupling and hopping parameter expansions, cf. Ref. [5].

where β_P , κ are calculable constants depending on the gauge coupling, quark masses, and temperature $T = 1/N_t$ in the underlying theory. To minimize minus signs later on, the overall sign of S_P is defined such that the Boltzmann weight is proportional to $\exp[S_P]$, rather than $\exp[-S_P]$. The Polyakov line holonomies $U_x \in SU(N)$ in (1) are also known as “effective spins.” A path integral based on an effective spin action of the form (1), for a wide range of β_P , κ , μ can be treated by a number of different methods, including the “flux representation” [6], reweighting [5], and stochastic quantization [7]. Even traditional mean field methods have had some degree of success in determining the phase diagram [8].

The problem, of course, is that strong lattice coupling and heavy quark masses lie outside the parameter range of phenomenological interest, and it is not obvious how to extract S_P for parameters inside the range of interest, even at $\mu = 0$. There have been some efforts in this direction, notably the inverse Monte Carlo method of Ref. [9], as well as early studies [10,11] which employed microcanonical and Migdal-Kadanoff methods, respectively. There is also a strategy for determining the phase structure of lattice gauge theory from an effective spin theory, whose form is suggested by high-order strong-coupling and hopping parameter expansions [5]. Here, however, I will discuss a different approach to the problem, recently suggested in Ref. [8], which will be illustrated for $SU(2)$ pure gauge and gauge-Higgs theories.

II. THE “RELATIVE WEIGHTS” APPROACH

Let S_{QCD} be the lattice QCD action at temperature $T = 1/N_t$ in lattice units, with lattice gauge coupling β , and a set of quark masses denoted collectively m_q . We set chemical potential $\mu = 0$ for now. It is convenient to impose a temporal gauge condition in which the timelike link variables are set to the unit matrix everywhere except on a single time slice, say at $t = 0$. In that case, $U_0(x, 0)$ is the

Polyakov line holonomy passing through the site $(\mathbf{x}, t=0)$. The effective Polyakov line action is defined in terms of the partition function

$$\begin{aligned} Z(\beta, T, m_q) &= \int DU_0(\mathbf{x}, 0) \int DU_k D\bar{\psi} D\psi e^{S_{\text{QCD}}} \\ &= \int DU_0(\mathbf{x}, 0) e^{S_P[U_0]}, \end{aligned} \quad (2)$$

or equivalently

$$\begin{aligned} \exp[S_P[U_x]] &= \int DU_0(\mathbf{x}, 0) DU_k D\bar{\psi} D\psi \\ &\times \left\{ \prod_{\mathbf{x}} \delta[U_x - U_0(\mathbf{x}, 0)] \right\} e^{S_{\text{QCD}}}. \end{aligned} \quad (3)$$

Because temporal gauge has a residual symmetry under time-independent gauge transformations, it follows that $S_P[U_x]$ is invariant under $U_x \rightarrow g(\mathbf{x})U_x g^\dagger(\mathbf{x})$, which means that S_P only depends on the eigenvalues of the Polyakov line holonomies.

Now consider a finite set of M $SU(N)$ “effective spin” configurations in the three-dimensional cubic lattice V_3 of volume L^3 ,

$$\{\{U_x^{(i)}, \text{ all } \mathbf{x} \in V_3\}, i = 1, 2, \dots, M\}. \quad (4)$$

Each member of the set can be used to specify the timelike links on the time slice $t = 0$. Define

$$\begin{aligned} Z &= \int DU_0(\mathbf{x}, 0) DU_k D\bar{\psi} D\psi \\ &\times \sum_{i=1}^M \left\{ \prod_{\mathbf{x}} \delta[U_x^{(i)} - U_0(\mathbf{x}, 0)] \right\} e^{S_{\text{QCD}}}, \end{aligned} \quad (5)$$

and consider the ratio

$$\begin{aligned} &\frac{\exp[S_P[U^{(j)}]]}{\exp[S_P[U^{(k)}]]} \\ &= \frac{\int DU_0(\mathbf{x}, 0) DU_k D\bar{\psi} D\psi \left\{ \prod_{\mathbf{x}} \delta[U_x^{(j)} - U_0(\mathbf{x}, 0)] \right\} e^{S_{\text{QCD}}}}{\int DU_0(\mathbf{x}, 0) DU_k D\bar{\psi} D\psi \left\{ \prod_{\mathbf{x}} \delta[U_x^{(k)} - U_0(\mathbf{x}, 0)] \right\} e^{S_{\text{QCD}}}} \\ &= \frac{\frac{1}{Z} \int DU_0(\mathbf{x}, 0) DU_k D\bar{\psi} D\psi \left\{ \prod_{\mathbf{x}} \delta[U_x^{(j)} - U_0(\mathbf{x}, 0)] \right\} e^{S_{\text{QCD}}}}{\frac{1}{Z} \int DU_0(\mathbf{x}, 0) DU_k D\bar{\psi} D\psi \left\{ \prod_{\mathbf{x}} \delta[U_x^{(k)} - U_0(\mathbf{x}, 0)] \right\} e^{S_{\text{QCD}}}}, \end{aligned} \quad (6)$$

where in the second line we have merely divided both the numerator and denominator by a common factor. However, by inserting this factor, both the numerator and denominator acquire a meaning in statistical mechanics, because the factor Z can be interpreted as the partition function of a system in which the configuration of timelike link variables at $t = 0$ is restricted to belong to the set $\{U^{(i)}, i = 1, \dots, M\}$. This means that

$$\begin{aligned} \text{Prob}[U^{(j)}] &= \frac{1}{Z} \int DU_0(\mathbf{x}, 0) DU_k D\bar{\psi} D\psi \\ &\times \left\{ \prod_{\mathbf{x}} \delta[U_x^{(j)} - U_0(\mathbf{x}, 0)] \right\} e^{S_{\text{QCD}}} \end{aligned} \quad (7)$$

is simply the probability, in this statistical system, for the j th configuration $U_0(\mathbf{x}, 0) = U_x^{(j)}$ to be found on the $t = 0$ time slice. This probability can be determined from a slightly modified Monte Carlo simulation of the original lattice action. The simulation proceeds by standard algorithms, for all degrees of freedom other than the timelike links at $t = 0$, which are held fixed. Periodically, on the $t = 0$ time slice, one member of the given set of timelike link configurations is selected by the Metropolis algorithm, and all timelike links on that time slice are updated simultaneously. Let N_i be the number of times that the i th configuration is selected by the algorithm, and $N_{\text{tot}} = \sum_i N_i$. Then $\text{Prob}[U^{(j)}]$ is given by

$$\text{Prob}[U^{(j)}] = \lim_{N_{\text{tot}} \rightarrow \infty} \frac{N_j}{N_{\text{tot}}}, \quad (8)$$

and this in turn gives us the *relative weights*

$$\frac{\exp[S_P[U^{(j)}]]}{\exp[S_P[U^{(k)}]]} = \lim_{N_{\text{tot}} \rightarrow \infty} \frac{N_j}{N_k}, \quad (9)$$

for all elements of the set. A computation of this kind allows us to test any specific proposal for S_P , which may be motivated by some theoretical considerations. But it might also be possible, given data on the relative weights of a variety of different sets, to guess the action that would lead to these results. In this article we will consider sets of spatially constant Polyakov line configurations and small plane wave perturbations around a constant background. This is already sufficient to determine the potential term in S_P and to suggest the form of the full action.

The method described above was proposed long ago [12] in connection with the Yang-Mills vacuum wave functional. Recently there have been some sophisticated suggestions for the form of this wave functional in $2 + 1$ dimensions, and the technique was revived in order to test these ideas in Ref. [13]. The main difference between the method as applied to vacuum wave functionals, and as applied to determining S_P , is that in the former case the simulation chooses from a fixed set of spacelike link configurations on the $t = 0$ time slice, while in the latter the choice is made from a set of timelike link configurations.

A. Finite chemical potential

Let S_{QCD}^μ denote the QCD action with a chemical potential, which can be obtained from S_{QCD} by the following replacement of timelike links at $t = 0$:

$$\begin{aligned} S_{\text{QCD}}^\mu &= S_{\text{QCD}}[U_0(\mathbf{x}, 0) \rightarrow e^{N_t \mu} U_0(\mathbf{x}, 0), U_0^\dagger(\mathbf{x}, 0) \\ &\rightarrow e^{-N_t \mu} U_0^\dagger(\mathbf{x}, 0)]. \end{aligned} \quad (10)$$

The corresponding Polyakov line action S_P^μ is in principle obtained from (3), with S_{QCD}^μ as the underlying action. Of course, the integration indicated in (3) can so far only be carried out for strong couplings and large quark masses, but it is not hard to see that each contribution to S_P in the strong-coupling + hopping parameter expansion at $\mu = 0$ maps into a corresponding contribution to S_P^μ by the replacement

$$U_x \rightarrow e^{N_t \mu} U_x, \quad U_x^\dagger \rightarrow e^{-N_t \mu} U_x^\dagger. \quad (11)$$

It is reasonable then to suppose that this mapping holds in general, i.e., if we have by some means obtained $S_P[U_x, U_x^\dagger]$ beyond the range of validity of the strong-coupling + hopping parameter expansion, then the corresponding S_P^μ is obtained by making the change of variables (11). There is, however, a possible source of ambiguity in this scheme (noted in Ref. [8]), coming from identities such as

$$\text{Tr } U_x^\dagger = \frac{1}{2}[(\text{Tr } U_x)^2 - \text{Tr } U_x^2] \quad (12)$$

in SU(3). One way around this ambiguity is to enlarge the range of $U_0(\mathbf{x}, 0)$, allowing these variables to take on values

$$U_0(\mathbf{x}, 0) = e^{i\theta} U(\mathbf{x}), \quad (13)$$

where $U(\mathbf{x})$ is an element of SU(N). In other words, we allow the $U_0(\mathbf{x}, 0)$ links to take on values in the $U(N)$ group, although it will be sufficient for our purposes to let θ be \mathbf{x} independent.² Suppose we are able to determine S_P for this enlarged domain of Polyakov line variables. Then S_P^μ is obtained by analytic continuation, $\theta \rightarrow -iN_t \mu$.

The essential point here is that if one can determine S_P by simulations of S_{QCD} at $\mu = 0$, then this result can be used to determine S_P^μ at finite chemical potential. If the sign problem is in fact tractable for S_P^μ , as recent results seem to suggest, then this may be a useful way of attacking the sign problem in full QCD.

B. Relative weights, and path derivatives of S_P

Let \mathcal{C} be the configuration space of effective spins $\{U_x\}$ on an L^3 lattice, and let the variable λ parametrize some path $\{U_x(\lambda)\}$ through \mathcal{C} . The method of relative weights is particularly useful in computing derivatives of the Polyakov line action

$$\left(\frac{dS_P}{d\lambda}\right)_{\lambda=\lambda_0} \quad (14)$$

along the path. To see this, we begin by taking the logarithm of both sides of Eq. (9) and find

²It is also sufficient to restrict θ to $0 \leq \theta < 2\pi/N$. The full range $[0, 2\pi]$ is redundant, because of the Z_N center of SU(N).

$$\begin{aligned} S_P[U^{(j)}] - S_P[U^{(k)}] &= \lim_{N_{\text{tot}} \rightarrow \infty} \{\log N_j - \log N_k\} \\ &= \lim_{N_{\text{tot}} \rightarrow \infty} \left\{ \log \frac{N_j}{N_{\text{tot}}} - \log \frac{N_k}{N_{\text{tot}}} \right\}. \end{aligned} \quad (15)$$

(From this point on we will drop the limit.) Now imagine parametrizing the effective spins by a parameter λ ; each value of λ gives us a different configuration $U_x(\lambda)$. Let the configuration $U^{(j)}$ correspond to $\lambda = \lambda_0 + \Delta\lambda$ and $U^{(k)}$ correspond to $\lambda = \lambda_0 - \Delta\lambda$. Then

$$\left(\frac{dS_P[U_x(\lambda)]}{d\lambda}\right)_{\lambda=\lambda_0} \approx \frac{1}{2\Delta\lambda} \left\{ \log \frac{N_j}{N_{\text{tot}}} - \log \frac{N_k}{N_{\text{tot}}} \right\}. \quad (16)$$

However, rather than using only two configurations to compute the derivative, we can obtain a more accurate numerical estimate if we let λ increase in increments of $\Delta\lambda$, e.g.,

$$\lambda_n = \lambda_0 + \left(n - \frac{M+1}{2}\right)\Delta\lambda, \quad n = 1, 2, \dots, M, \quad (17)$$

and use all of the M values obtained for N_n in the simulation. For $\Delta\lambda$ small enough, the data for $\log N_n/N_{\text{tot}}$ vs λ_n will fit a straight line and then we obtain the estimate

$$\left(\frac{dS_P[U_x(\lambda)]}{d\lambda}\right)_{\lambda=\lambda_0} \approx \text{slope of } \log \frac{N_n}{N_{\text{tot}}} \text{ vs } \lambda_n. \quad (18)$$

The procedure will be illustrated explicitly in the next section.

III. TESTING THE METHOD AT STRONG COUPLING

The first step is to compute $dS_P/d\lambda$ for a case where we know the answer analytically. As mentioned previously, S_P can be readily computed in the strong-coupling + hopping parameter expansion. We will consider here the case of pure SU(2) Yang-Mills theory at a strong coupling β . If the lattice is N_t lattice spacings in the time direction, then computing the diagrammatic contributions to S_P at leading and next-to-leading order in the strong-coupling/character expansion, we find

$$\begin{aligned} S_P &= \left[1 + 4N_t \left(\frac{I_2(\beta)}{I_1(\beta)} \right)^4 \right] \left(\frac{I_2(\beta)}{I_1(\beta)} \right)^{N_t} \sum_x \sum_{i=1}^3 \text{Tr } U_x \text{Tr } U_{x+\hat{i}} \\ &= \beta_P \sum_x \sum_{i=1}^3 P_x P_{x+\hat{i}}, \end{aligned} \quad (19)$$

where

$$P_x \equiv \frac{1}{2} \text{Tr } U_x, \quad \beta_P = 4 \left[1 + 4N_t \left(\frac{I_2(\beta)}{I_1(\beta)} \right)^4 \right] \left(\frac{I_2(\beta)}{I_1(\beta)} \right)^{N_t}. \quad (20)$$

Let us first consider sets of spatially constant configurations with varying amplitudes in the neighborhood of $P = P_0$, i.e.,

$$U_x^{(n)} = (P_0 + a_n)\mathbb{1} + i\sqrt{1 - (P_0 + a_n)^2}\sigma_3$$

$$a_n = \left(n - \frac{1}{2}(M+1)\right)\Delta a, \quad n = 1, 2, \dots, M, \quad (21)$$

so in this case a is the λ parameter of the previous section. If we divide S_P into a kinetic and potential part, which in the case of (19) is

$$S_P = K_P + V_P$$

$$K_P = \frac{1}{2}\beta_P \sum_x \sum_{i=1}^3 (P_x P_{x+i} - 2P_x^2 + P_x P_{x-i}) \quad (22)$$

$$V_P = 3\beta_P \sum_x P_x^2,$$

then $dS_P/da = dV_P/dP_0$ is giving us the derivative of the potential piece, which can then be reconstructed, up to an irrelevant constant, by integration. So the procedure for determining V_P (assuming it were not already known from the strong-coupling expansion) is to compute dV_P/dP_0 numerically, fit the results to some appropriate polynomial in P_0 , and then integrate the fit.

Our sample simulation is carried out in pure SU(2) lattice gauge theory at coupling $\beta = 1.2$ (well within the regime of strong couplings) on a $12^3 \times 4$ lattice with $M = 20$ sets of spatially constant configurations. Figure 1 shows the data for $\log(N_n/N_{\text{tot}})$ plotted vs $(P_0 + a_n) \times$ spatial lattice volume (12^3), at $P_0 = 0.5$. It is clear that the data falls quite accurately on a straight line, and the slope gives an estimate for the derivative

$$\frac{1}{L^3} \left(\frac{dS_P(U_x(a))}{da} \right)_{a=0} = \frac{1}{L^3} \frac{dV_P(P_0)}{dP_0}, \quad (23)$$

which can be compared to the value $6\beta_P P_0$ obtained from the strong-coupling expansion. The derivative obtained

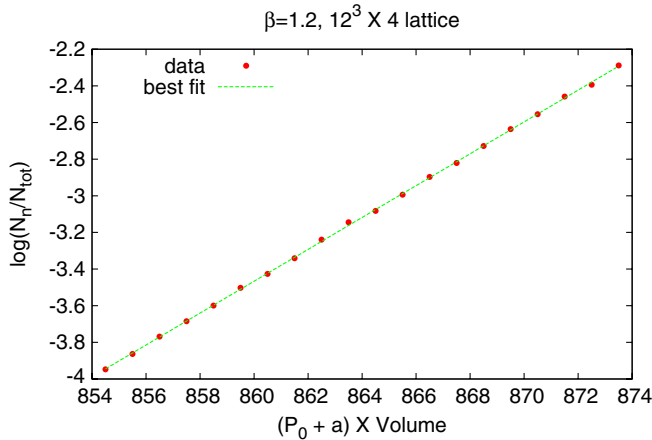


FIG. 1 (color online). The slope of the straight-line fit to the data shown gives an estimate for the derivative $L^{-3}dS_P/da$ of S_P with respect to the amplitude of spatially constant effective spin configurations. In this case, the derivative is evaluated at $P_0 = 0.5$ for an underlying pure Yang-Mills theory at strong coupling value of $\beta = 1.2$, on a $12^3 \times 4$ lattice.

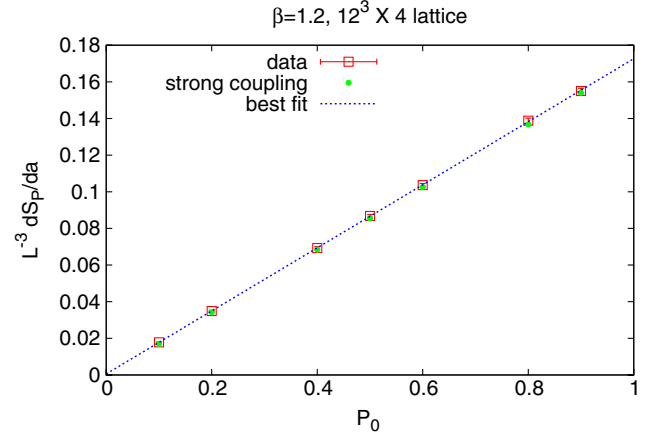


FIG. 2 (color online). A plot of the values for $L^{-3}dS_P/da$ vs P_0 . Each data point is extracted from a plot similar to the previous figure. Also shown are the corresponding strong-coupling values and a best linear fit to the data points.

from numerical simulation vs P_0 is plotted in Fig. 2, and it obviously fits a straight line. Therefore, the potential V_P is quadratic in P_x , and we find, at $\beta = 1.2$,

$$V_P = \begin{cases} 0.1721(8) \sum_x \frac{1}{2} P_x^2 & \text{relative weights method} \\ 0.1710 \sum_x \frac{1}{2} P_x^2 & \text{strong-coupling expansion} \end{cases}, \quad (24)$$

where we have dropped, in the upper line, an irrelevant constant of integration. The small numerical difference between the relative weights and strong-coupling results can probably be attributed to neglected higher-order terms in the strong-coupling expansion.³

In order to investigate the kinetic term, we consider plane-wave deformations of spatially constant configurations. The path through configuration space \mathcal{C} is again parametrized by a , with

$$U_x^{(n)} = P_x^{(n)} \mathbb{1} + i\sqrt{1 - (P_x^{(n)})^2} \sigma_3$$

$$P_x^{(n)} = P_0 + a_n \cos(\mathbf{k} \cdot \mathbf{x}), \quad k_i = \frac{2\pi}{L} m_i, \quad (25)$$

where the $\{m_i, i = 1, 2, 3\}$ are integers, not all of which are zero. For this class of configurations we have, for the action (19)

$$S_P = \beta_P L^3 \left(3P_0^2 + \frac{1}{2} a_n^2 \sum_{i=1}^3 \cos(k_i) \right). \quad (26)$$

Since the deformation of the action is proportional to a^2 , it is natural to consider the derivative of S_P with respect to a^2 , i.e.,

³Statistical errors are estimated from best fit slopes obtained from eight independent runs. Where error bars are not shown explicitly, in the two-dimensional plots below, they are smaller than the symbol size.

$$\frac{1}{L^3} \frac{dS_P}{d(a^2)} = \frac{1}{2} \beta_P \sum_i \cos(k_i), \quad (27)$$

and therefore we can choose to let a_n^2 , rather than a_n , increase in equal increments, so that $a_n = \sqrt{n} \Delta a$.

The numerical procedure is similar to the determination of the potential term: we compute the derivative $L^{-3} dS_P/d(a^2)$, at fixed P_0 and \mathbf{k} , from the slope of a plot of $\log(N_n/N_{\text{tot}})$ vs $a_n^2 L^3$. Then these values for the derivative are plotted, at various values of P_0 , against squared lattice momentum

$$k_L^2 \equiv 4 \sum_{i=1}^3 \sin^2\left(\frac{1}{2} k_i\right). \quad (28)$$

The result, at $P_0 = 0.5$, is shown in Fig. 3, and we find, for a trajectory (25) at fixed \mathbf{k} ,

$$\frac{1}{L^3} \frac{dS_P}{d(a^2)} = -A k_L^2 + B, \quad (29)$$

where

$$A = 7.3(2) \times 10^{-3}, \quad B = 4.30(3) \times 10^{-2}. \quad (30)$$

The simulation has also been carried out at other values of P_0 , but the results are almost indistinguishable from Fig. 3 and so are not displayed here. The important point, however, is that the path derivative (29) is P_0 independent.

Integrating with respect to a^2 , we find that along any path parametrized by a with fixed P_0 ,

$$S_P[U_x(a)] = L^3 \{-A a^2 k_L^2 + B a^2 + f(P_0)\}, \quad (31)$$

where $f(P_0)$ is a constant of integration, which can be determined from the data on the potential:

$$f(P_0) = C P_0^2, \quad C = 0.0861 \pm 0.0004. \quad (32)$$

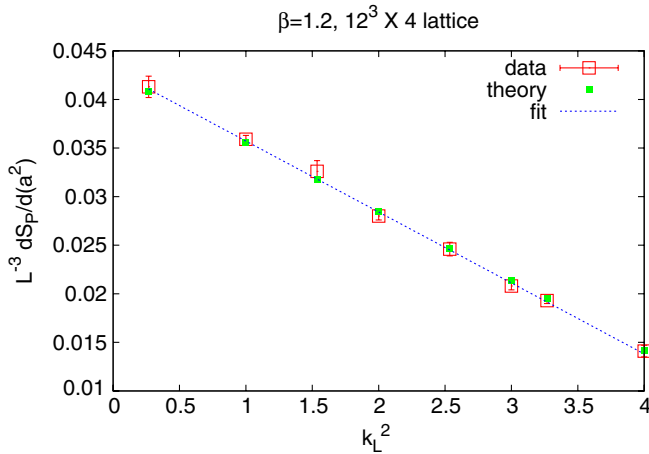


FIG. 3 (color online). Derivative of the action with respect to path parameter a^2 vs squared lattice momentum. Data is taken at strong gauge coupling $\beta = 1.2$ for plane-wave deformations. Squares indicate the relative-weights values, while green dots are the values obtained from the strong-coupling expansion.

The next step is to express S_P along the path in terms of U_x (or $P_x = \frac{1}{2} \text{Tr} U_x$). From the definitions (25) and (28), one easily finds that (31) can be expressed as

$$S_P = 4A \sum_x \sum_{i=1}^3 P_x P_{x+i} + [(B - 6A)a^2 + (C - 12A)P_0^2]L^3. \quad (33)$$

The constants $B - 6A$ and $C - 12A$ are, within statistical error, consistent with zero, so we will just drop these terms. Then along the trajectory the action has the form

$$S_P = (.0292 \pm .0008) \sum_x \sum_{i=1}^3 P_x P_{x+i} \quad (\text{relative weights method}), \quad (34)$$

and of course the natural conjecture is that this is the action itself, at any point in configuration space. Further checks would be to calculate numerical derivatives $dS_P/d\lambda$ along other trajectories, to test the consistency of this conjecture. We don't really need to do that here, since the action at strong couplings is already known analytically, and is given in Eq. (19) to leading and next-to-leading order in the strong-coupling expansion. At $\beta = 1.2$ we have, from Eq. (19), that

$$S_P = .0285 \sum_x \sum_{i=1}^3 P_x P_{x+i} \quad (\text{strong-coupling expansion}), \quad (35)$$

which is a close match to what we have arrived at via the relative weights procedure.

This is, perhaps, a lot of effort to derive a known result. We have gone through this exercise in order to illustrate the method and to make sure, in a case where the answer is known, that the method actually works.

IV. POTENTIAL V_P IN PURE-GAUGE THEORY, WEAKER COUPLINGS

We now reduce the lattice coupling of the underlying SU(2) pure-gauge theory, setting $\beta = 2.2$ with inverse temperature $N_t = 4$ in lattice units. At this coupling and temperature (which is still inside the confinement phase of the theory), the effective Polyakov line action S_P is not known.

The easiest task is to determine the potential part of the action. For the purposes of this article, we define the kinetic part of the action to be the piece which vanishes for spatially constant configurations, while the potential part is local. With these definitions

$$V_P = \sum_x \mathcal{V}(U_x), \quad (36)$$

and the function $\mathcal{V}(U_x)$ is determined by evaluating S_P on configurations $U_x = U$ which are constant in 3-space, i.e.,

$$\mathcal{V}(U) = \frac{1}{L^3} S_P(U). \quad (37)$$

Then by definition the kinetic part of the action is

$$K_P \equiv S_P[U_x] - V_P[U_x]. \quad (38)$$

In order to determine V_P , we consider as before the path through configuration space (21) parametrized by the variable a , and once again we can identify dS_P/da with $dV_P(P_0)/dP_0$ as in (23). The derivatives are determined by the relative weight method described above, the dependence on P_0 is fit to a polynomial, and V_P is then determined, up to an irrelevant constant, by integration over P_0 .

Because the Z_2 center symmetry is unbroken at $\beta = 2.2$ and $N_t = 4$, and $\mathcal{V}(U_x)$ is a class function, it is natural to assume that $\mathcal{V}(U)$ is well represented by a few group characters $\chi_j(U)$ of zero N -ality ($j = \text{integer for SU}(2)$) and the potential is analytic in P_x . Surprisingly, this is *not* what is found.

Figure 4(a) shows the data for the derivative

$$D(P_0) \equiv \frac{1}{L^3} \frac{dV_P}{dP_0} = \frac{1}{L^3} \frac{dS_P}{da} \quad (39)$$

at $\beta = 2.2$ on a $12^3 \times 4$ volume, which, as in the strong-coupling case, extrapolates linearly to zero at $P_0 = 0$. Also shown is a best fit of $D(P)$ to the polynomial

$$f(P) = c_1 P + c_2 P^2 + c_3 P^3 \quad (40)$$

with the best fit constants shown in Table I. What is initially a little troubling about this fit is that upon integration, and up to an irrelevant integration constant, we must have

$$\mathcal{V}(P_x) = \frac{1}{2} c_1 P_x^2 + \frac{1}{3} c_2 P_x^3 + \frac{1}{4} c_3 P_x^4, \quad (41)$$

which appears to violate center symmetry, i.e., $\mathcal{V}(P_x) = \mathcal{V}(-P_x)$ for SU(2) gauge theory. Because of center symmetry, the character expansion of $\mathcal{V}(P_x)$ contains only characters χ_j with $j = \text{integer}$. It is a property of the SU(2) group characters that each χ_j can be expressed as a polynomial of order $2j$ in P , containing only even powers of P for $j = \text{integer}$ and only odd powers for $j = \text{half-integer}$. Then if the character expansion of $\mathcal{V}(P_x)$ is truncated at some $j = j_{\max}$, the P derivative is a polynomial in odd powers of P up to $P^{2j_{\max}-1}$.

One might expect that $\mathcal{V}(P_x)$ can be accurately approximated by a handful of group characters. However, the attempt to fit the data with only a few odd powers of P is unsuccessful, in the sense that each of the three fitting functions

$$f(P) = \begin{cases} c_1 P + c_3 P^3 \\ c_1 P + c_3 P^3 + c_5 P^5 \\ c_1 P + c_3 P^3 + c_5 P^5 + c_7 P^7 \end{cases}, \quad (42)$$

corresponding to truncated character expansions with $j_{\max} = 2, 3, 4$, respectively, gives an unacceptable fit, as seen in Fig. 4(b). The reduced χ^2 values in the three cases are 440, 100, 25, respectively. This is to be compared to the reduced $\chi^2 = 3.2$ for the fitting function (40).

All this seems to imply that $\mathcal{V}(P_x)$ has a term violating center symmetry, but of course that cannot be the case. In order that $\mathcal{V}(P_x)$ is an even function of P_x , it must be that the derivative is an odd function, $D(P_0) = -D(-P_0)$, which in turn means that the coefficient of the quadratic term in (40) must change sign when $P_0 \rightarrow -P_0$. This is easy to check; we simply repeat the calculation with $P_0 < 0$ in (21), with the result shown in 4(c). Here the squares are the data for $D(P_0)$ at $P_0 > 0$, while the circles are data for $(-1) \times D(P_0)$ at $P_0 < 0$. The fact that the corresponding data points at $\pm P_0$ lie on top of each other means that the derivative is an odd function, and the potential itself is an even function of P_x , as it must be. The conclusion, which follows from the best fit, is that over the full range $-1 \leq P_x \leq 1$, the potential, up to an irrelevant constant, is given by

$$\mathcal{V}(P_x) = \frac{1}{2} c_1 P_x^2 + \frac{1}{3} c_2 |P_x|^3 + \frac{1}{4} c_3 P_x^4. \quad (43)$$

This function is nonanalytic, because of the absolute value, but still center symmetric, with the constants given in Table I. It should be emphasized again that this potential cannot be approximated very well by a simple sum of $j = 0, 1, 2, 3, 4$ SU(2) group characters. Of course, any class function (including $|P_x|^3$) can be approximated by a sufficiently large number of group characters, just as a step function can be approximated by a truncated Fourier series. But keeping only a relatively small number of group characters introduces “wiggles” in the approximation to the potential [which are seen in Fig. 4(b)] much like the truncated Fourier series does for the step function.

So far we have only looked at a pure gauge theory in the confined phase, but it is also possible to compute $\mathcal{V}(P_x)$ in the deconfined phase using the same methods. In comparing the potential in the confining and deconfining phases, it is useful to display the data in a slightly different way, by plotting the derivative $dV_P/d(P^2)$ vs P^2 , i.e.,

$$\frac{1}{L^3} \frac{dV_P}{d(P^2)} = \frac{1}{L^3} \frac{1}{2P_0} \frac{dV_P}{dP_0}. \quad (44)$$

When the data is plotted in this way, a curious feature does show up. First, consider the confined phase. The data for the above derivative in the confined phase, at the same coupling $\beta = 2.2$ and lattice volume as before, is shown in Fig. 4(d). In this plot, the best fit shown in Fig. 4(a) transforms to

$$g(P^2) = \frac{1}{2} (c_1 + c_2 \sqrt{P^2} + c_3 P^2), \quad (45)$$

with the same constants c_{1-3} shown in Table I, and this function is also plotted in Fig. 4(d). Note that if the

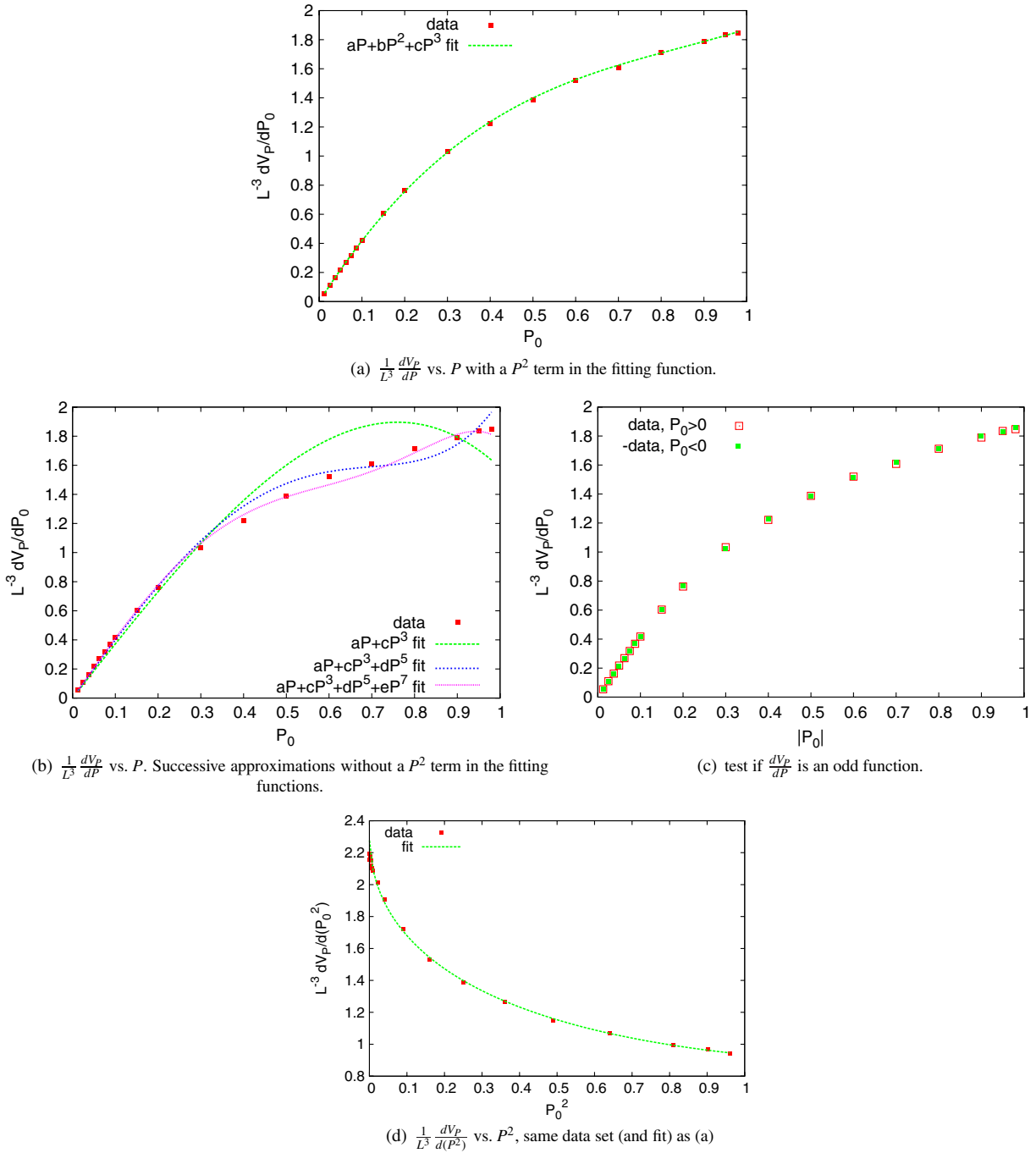


FIG. 4 (color online). Derivatives of the potential. Subfigure (a) shows the best fit to the data by a polynomial $aP + bP^2 + cP^3$, while subfigure (b) shows a best fit by polynomials with two, three, and four odd powers of P , which are forms that might be expected from unbroken center symmetry. (c) is a test of whether dV_P/dP is an odd function of P . Data for the derivative at values of $P_0 < 0$ are multiplied by -1, for comparison with the data at $P_0 > 0$. (d) same data (and fit) as in subfigure (a), plotted in a different way.

TABLE I. The constants c_{1-3} derived from a best fit of $c_1P + c_2P^2 + c_3P^3$ to the potential data.

Potential fit		
c_1	c_2	c_3
4.61(2)	-4.51(10)	1.77(8)

potential didn't have a cubic term, then we would have to omit the term proportional to $\sqrt{P^2}$. But then the data should fit a straight line in Fig. 4(d), which it quite clearly does not.

Now we display corresponding data in the deconfined phase. Figure 5 shows the result for the derivative (44) at $\beta = 2.4$, again on a $12^3 \times 4$ lattice, which is well past the

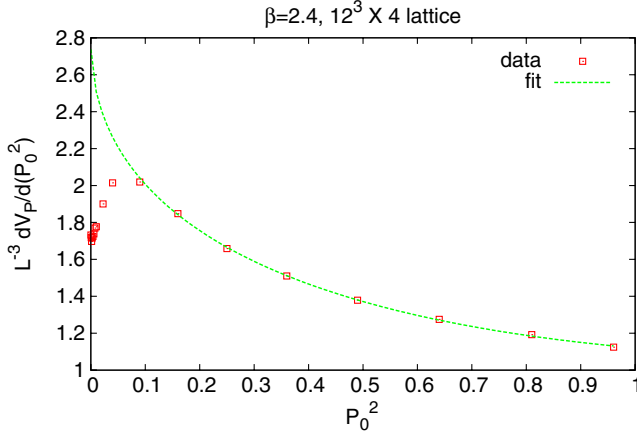


FIG. 5 (color online). Derivative of the potential in the deconfined phase. Note the dip in the data in the interval $0 < P_0^2 < 0.1$. The fit is to data at $P_0^2 \geq 0.1$.

deconfinement transition. Note the peculiar “dip” near $P_0 = 0$. Because of this dip, the polynomial form (40) to the derivative, which translates to (45) for $dV_P/d(P^2)$, cannot fit the data over the full range. It is consistent with the data away from the dip, i.e., at $P_0^2 > 0.1$, and the resulting fit to data in the interval $[0.1, 1]$ is also shown in Fig. 5. The relationship of the dip in the derivative near $P_0 = 0$ to the deconfinement phenomenon is not obvious to the author.

Finally, it is important to ask whether the potential shown in Fig. 4 is dependent on the spatial volume. In Fig. 6 we show the previous data for the derivative of the potential, obtained on a $12^3 \times 4$ lattice, together with data for the same observable obtained on an $8^3 \times 4$ lattice. It can be seen that the volume dependence is negligible in this case.

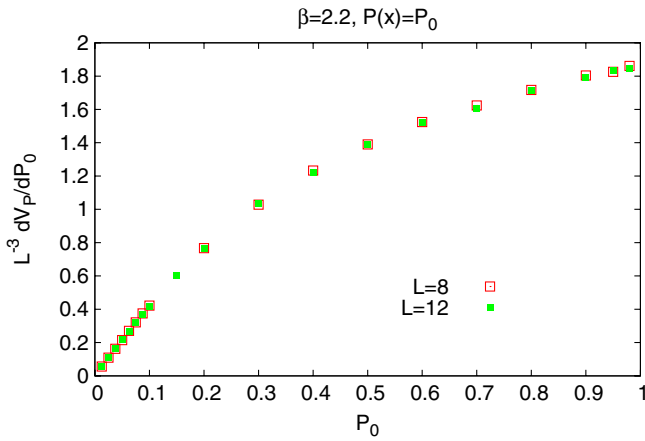


FIG. 6 (color online). A test of volume dependence of the potential at $\beta = 2.2$. Data for the potential derivative is displayed for lattice volumes $8^3 \times 4$ (open squares) and $12^3 \times 4$ (filled squares).

V. POTENTIAL V_P IN SU(2) GAUGE-HIGGS THEORY

We now add a matter field to the gauge theory, to see how this will affect the potential. To keep the computation requirements very modest, we consider a scalar matter field, in the fundamental representation, with a fixed modulus (i.e., a “gauge-Higgs” theory). For the SU(2) gauge group, the matter field can be mapped onto SU(2) group elements, and the action can be expressed as

$$S = \beta \sum_{\text{plaq}} \frac{1}{2} \text{Tr}[UU^\dagger U^\dagger] + \gamma \sum_{x,\mu} \frac{1}{2} \text{Tr}[\phi^\dagger(x)U_\mu(x)\phi(x + \hat{\mu})]. \quad (46)$$

There have been many numerical studies of this action, following the work of Fradkin and Shenker [14], itself based on a theorem by Osterwalder and Seiler [15], which showed that the Higgs region and the “confinementlike” regions of the $\beta - \gamma$ phase diagram are continuously connected. Subsequent Monte Carlo studies found that there is only a single phase at zero temperature (there might have been a separate Coulomb phase), although there is a line of first-order transitions between the confinementlike and Higgs regions, which eventually turns into a line of sharp crossover around $\beta = 2.775$, $\gamma = 0.705$, cf. [16] and references therein. At $\beta = 2.2$ the crossover occurs at $\gamma \approx 0.84$, as seen in the plaquette energy data shown in Fig. 7. There is also a steep rise in the Polyakov line expectation value as γ increases past this point.

Figure 8(a) shows the potential derivative $L^{-3}dV_P/dP_0$ vs P_0 , along with a best fit to the data, at $\beta = 2.2$ and $\gamma = 0.75$, which is somewhat below the crossover, in the confinementlike regime. We compute this derivative, again in a $12^3 \times 4$ lattice volume, at both positive and negative values of P_0 , to test for the presence of a small

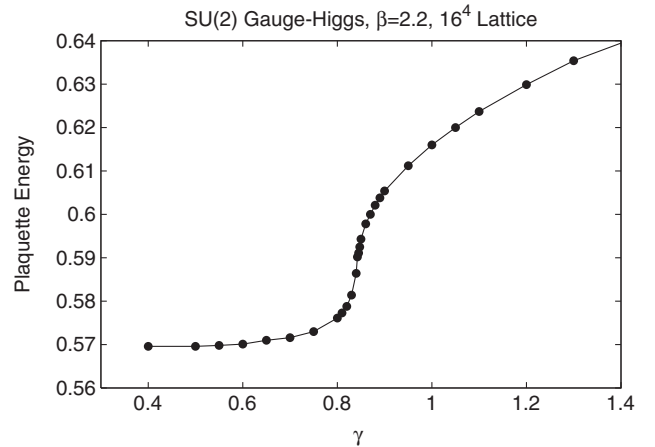


FIG. 7. Plaquette energy vs gauge-Higgs coupling γ at fixed $\beta = 2.2$, for the SU(2) gauge-Higgs theory with fixed Higgs modulus, showing a sharp crossover at $\gamma \approx 0.84$.

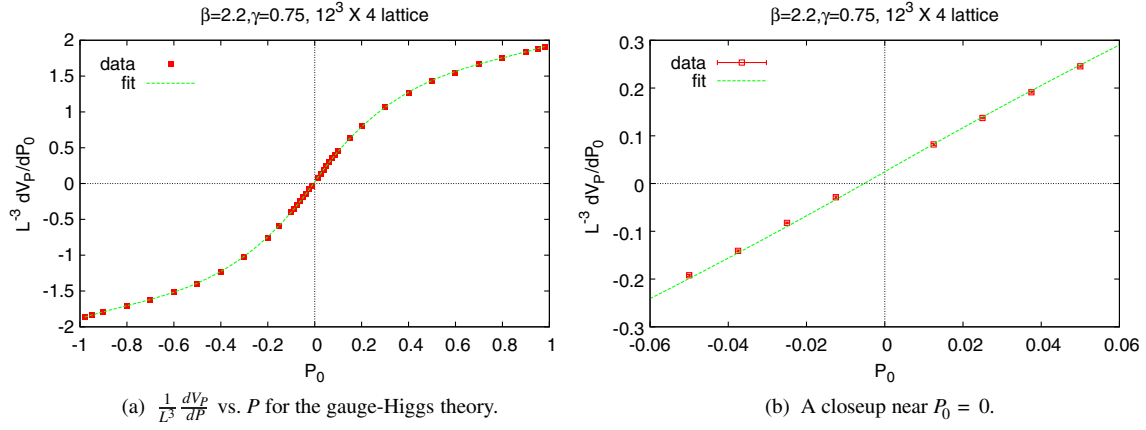


FIG. 8 (color online). Derivative of the Polyakov line potential, per unit volume, with respect to the Polyakov line value P , for the SU(2) gauge-Higgs theory on a $12^3 \times 4$ lattice. Data is taken at gauge coupling $\beta = 2.2$ and gauge-Higgs coupling $\gamma = 0.75$. (a) the data over the range $-1 < P < 1$, together with the best fit; (b) the data in the vicinity of $P = 0$, also showing the fit in this region derived from the full range of data [i.e., same curve as in (a)]. Note that the line through the data does not pass through the origin, which implies a small breaking of center symmetry.

center-symmetry breaking term in the potential [which is not obvious in Fig. 8(a)]. The data over the full range is fit to the form

$$f(P) = c'_0 + c'_1 P + c'_2 \text{sign}(P)P^2 + c'_3 P^3, \quad (47)$$

which translates, upon integration, into a potential

$$\mathcal{V}(P_x) = c'_0 P_x + \frac{1}{2} c'_1 P_x^2 + \frac{1}{3} c'_2 |P_x|^3 + \frac{1}{4} c'_3 P_x^4, \quad (48)$$

with a center-symmetry breaking term $c'_0 P_x$. The constants obtained from the fit are shown in Table II.

The slight asymmetry which breaks $f(P) = -f(-P)$, and therefore center symmetry, is more evident when we expand the plot in the immediate region of $P_0 = 0$, as in Fig. 8(b). It can be seen that the best fit through the data points does not go through $f(P_0) = 0$ at $P_0 = 0$ but rather crosses the y axis at a positive value $f(0) = c'_0 = 0.025$. The line shown in Fig. 8(b) is taken from a best fit to the full range of data, not just the near $P_0 = 0$ data. Since the underlying gauge-Higgs theory breaks center symmetry explicitly, a term linear in P_x is of course expected. The coefficient $c_0 = 0.025$ of the symmetry breaking term is quite small, but the expectation value of the Polyakov line at $\gamma = 0.75$ is also quite small: $\langle P_x \rangle = 0.055$ at these couplings and lattice size.

TABLE II. The constants c'_{0-3} derived from a best fit of $c'_0 + c'_1 P + c'_2 \text{sign}(P)P^2 + c'_3 P^3$ to the potential data of the SU(2) gauge-Higgs model.

Potential fit: gauge-Higgs model			
c'_0	c'_1	c'_2	c'_3
0.025(1)	4.70(2)	-4.70(8)	1.91(7)

VI. PLANE-WAVE DEFORMATIONS

We now return to the pure gauge theory at $\beta = 2.2$. So far the potential term V_P of the effective Polyakov line action has been determined, but the ultimate interest is in the full action. It was not very hard to extract this action from the $\log[N_n/N_{\text{tot}}]$ data at strong couplings. Unfortunately it is not as easy to jump from the path derivatives to the full action at weaker couplings, simply because S_P is not so simple (and is not known in advance). Nevertheless, knowledge of the action along a particular trajectory in configuration space does provide some information about the full action.

As in the strong coupling case, we choose to investigate the derivatives of S_P along paths of the form (25), i.e., plane waves of fixed wave number and varying amplitude on a constant background. The method is the same as outlined in Sec. III, but the result is different. At $\beta = 1.2$, it was found that $dS_P/d(a^2)$ was linear in k_L^2 and independent of P_0 . That is not the case at $\beta = 2.2$. What happens in this case is shown in Fig. 9, where we display $L^{-3} dS_P/d(a^2)$ plotted against the magnitude of lattice momentum $k_L = (k_L^2)^{1/2}$ at fixed values of $P_0 = 0.1$ and $P_0 = 0.8$. It can be seen that the k_L dependence of the data in Fig. 9(a), at $P_0 = 0.1$, is consistent with linear, while the k_L dependence in Fig. 9(b), at $P_0 = 0.8$, seems to be quadratic. This can be seen from fits to $a - bk_L$ in the former case, and to $a - bk_L^2$ in the latter. This suggests a possible interpolating form

$$\frac{1}{L^3} \left(\frac{dS_P}{d(a^2)} \right)_{|a=0} = f(P_0) + c \sqrt{k_L^2 + gP_0^2}, \quad (49)$$

whose k_L -dependence would vary continuously from linear, as $P_0 \rightarrow 0$, to quadratic, for $k_L^2 \ll gP_0^2$. Figure 10 is the same plot as Fig. 9(a), except that data obtained on both an

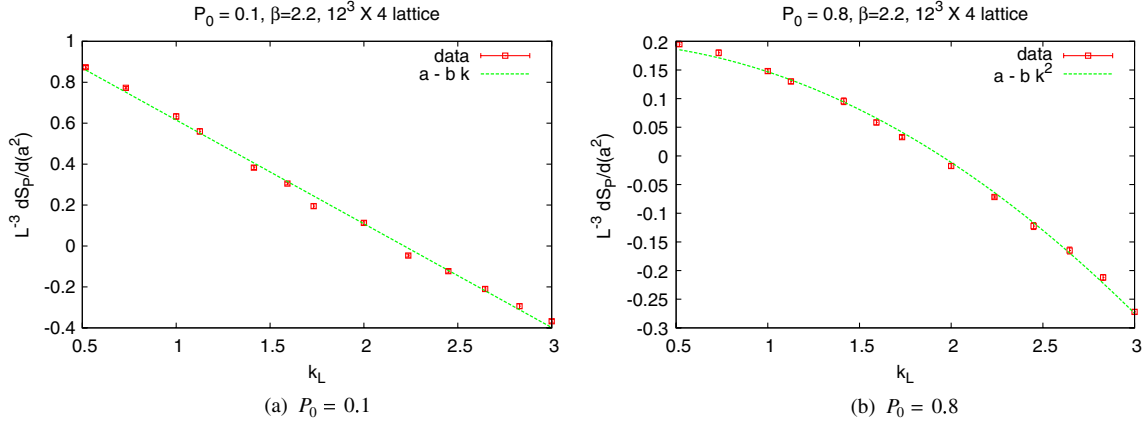


FIG. 9 (color online). Derivative of the action along a path of plane-wave deformations. (a) Data at $P_0 = 0.1$ is consistent with a linear variation of the derivative with deformation lattice momentum k_L ; (b) data at $P_0 = 0.8$ is consistent with a quadratic variation with respect to k_L .

$8^3 \times 4$ lattice and a $12^3 \times 4$ volume are displayed together, and both sets of data points appear to have the same k_L dependence. This is, of course, evidence of the insensitivity of our results to the spatial volume.

If (49) is correct, then it ought to be consistent with the potential (43). This means that $f(P_0)$ can be, at most, quadratic in P_0 , so let us write

$$\frac{1}{L^3} \left(\frac{dS_P}{d(a^2)} \right)_{|a=0} = b_0 + b_1 P_0 + b_2 P_0^2 + c \sqrt{k_L^2 + g P_0^2}. \quad (50)$$

The constants shown are subject to three constraints by the potential, so if we insist on the potential (43) there are really only two independent constants. In order to derive those constraints, consider a very large lattice volume L^3 , such that k_L^2 can be made very small compared to $g P_0^2$, but still nonzero, and we assume that $\{c_1, c_2, c_3\}$ do not vary much with L (we have already seen evidence of this fact in Fig. 6). Then the kinetic term is negligible compared to the potential term, and

along the trajectory (25), taking account of the spatial average $(\cos^2 \mathbf{k} \cdot \mathbf{x})_{av} = \frac{1}{2}$, we have

$$\frac{1}{L^3} \left(\frac{dS_P}{d(a^2)} \right)_{|a=0} = \frac{1}{4} c_1 + \frac{1}{2} c_2 P_0 + \frac{3}{4} c_3 P_0^2. \quad (51)$$

Comparison with (50) in the $k_L^2 \ll g P_0^2$ limit calls for identifying

$$b_0 = \frac{1}{4} c_1, \quad b_2 = \frac{3}{4} c_3, \quad b_1 + c \sqrt{g} = \frac{1}{2} c_2. \quad (52)$$

Figure 11 show a best fit of the data to the form (50), with the best fit constants given in Table III. This is hardly a perfect fit through the data points, given the value of the reduced $\chi^2 \approx 30$. Still, except at very low k_L^2 , P_0^2 , the fitting function gives a reasonable account of the dependence of the data on k_L^2 and P_0 . Table IV is a test of constraints, listing three combinations of constants which, according to the identities (52), should vanish. It is seen that the second and third combinations in the table are consistent with zero, and the first combination is very nearly so.⁴

VII. TOWARD THE FULL ACTION

The interesting question, of course, is what is the full action that gives rise to the variation (50) along the path, with the given potential (43). We begin by noting that, with the constants shown in Tables I and III, the action

$$\begin{aligned} S_P &= 2c \left\{ \sum_{xy} P_x Q_{xy} P_y - \sum_x \sqrt{g P_0^2} P_x^2 \right\} \\ &\quad + \sum_x \left(\frac{1}{2} c_1 P_x^2 + \frac{1}{3} c_2 |P_x|^3 + \frac{1}{4} c_3 P_x^4 \right), \\ &= K_P + \sum_x \mathcal{V}(P_x), \end{aligned} \quad (53)$$

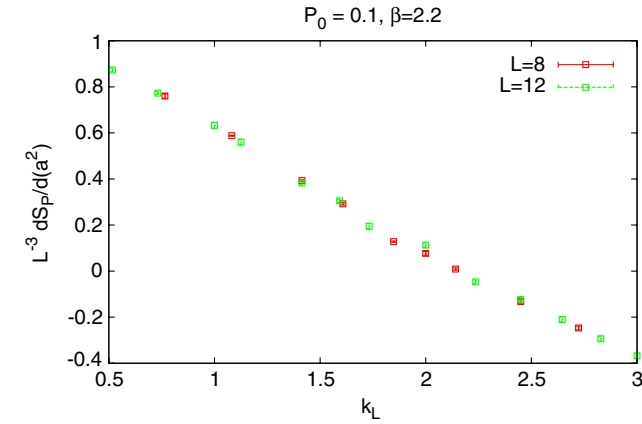


FIG. 10 (color online). A check of insensitivity to lattice volume. Parameters are the same as in Fig. 9(a), but this time including data obtained on an $8^3 \times 4$ lattice volume ($L = 8$), in addition to data on a $12^3 \times 4$ volume ($L = 12$).

⁴All fits, and error estimates on fitting constants, are made using the GNUPLLOT software.

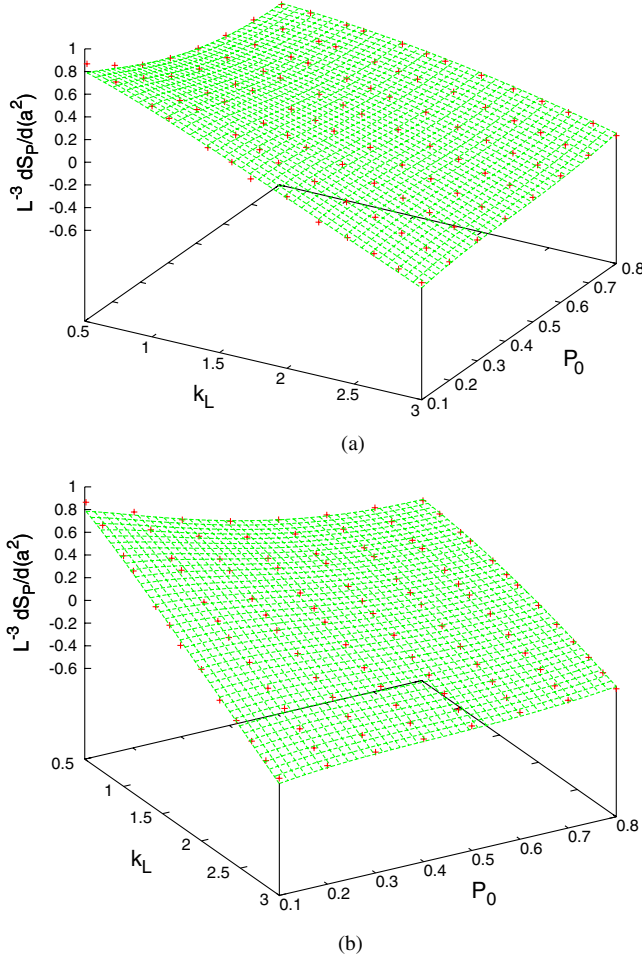


FIG. 11 (color online). Two views, at different viewing angles, of the data (red crosses) for $L^{-3}dS/d(a^2)$ vs lattice momentum k_L and Polyakov line P_0 , and the best fit (green surface) of the form (50) to the data.

where K_P is the kinetic term

$$K_P = 2c \left\{ \sum_{xy} P_x Q_{xy} P_y - \sum_x \sqrt{g P_0^2} P_x^2 \right\} \quad (54)$$

and

$$\begin{aligned} Q_{xy} &= (\sqrt{R})_{xy} \\ R_{xy} &= (-\nabla_L^2)_{xy} + g P_0^2 \delta_{xy} \\ &= \sum_{i=1}^3 (2\delta_{xy} - \delta_{x,y+i} - \delta_{x+i,y}) + g P_0^2 \delta_{xy}, \end{aligned} \quad (55)$$

gives the known results for the potential (43) and for the variation of S_P with a^2 (50) along the paths of plane-wave

TABLE III. Fitting constants b_{0-2} , c , g obtained from a best fit to the data points shown in Fig. 11, by a surface of the form (50).

Surface fit				
b_0	b_1	b_2	c	g
1.105(14)	0.85(17)	1.365(56)	-0.529(13)	33(3)

TABLE IV. The constraints (52) imply that the combination of constants in the second line of the table should vanish within error bars, and the last line shows the actual values of these combinations, for the constants given in Tables I and III.

Constraints		
$b_0 - \frac{1}{4}c_1$	$b_1 + c\sqrt{g} - \frac{1}{2}c_2$	$b_2 - \frac{3}{4}c_3$
-0.05(2)	0.06(23)	0.04(8)

deformations (25). The operator ∇_L^2 is the usual lattice Laplacian operator, and Q has the spectral representation

$$Q = \sum_k \left(\sqrt{k_L^2 + g P_0^2} \right) |k\rangle \langle k| \quad (56)$$

$$Q_{xy} = \frac{1}{L^3} \sum_k \left(\sqrt{k_L^2 + g P_0^2} \right) e^{ik \cdot (x-y)},$$

where \sum_k is shorthand for the sum over lattice wave vectors with components $k_i = (2\pi/L)m_i$, and lattice momentum k_L has been defined previously in (28). The ket vectors $|k\rangle$ correspond to normalized $L^{-3/2} \exp[ik \cdot x]$ plane-wave states.

For the paths (25), set $P_x = P_0 + a \cos(k \cdot x)$ and compute the resulting action on such configurations up to leading order in a^2 . Using the spectral representation for the operator Q , a short calculation gives, up to $O(a^2)$,

$$\begin{aligned} S_P &= L^3 \mathcal{V}(P_0) + a^2 L^3 \left\{ \frac{1}{4} c_1 + \left(\frac{1}{2} c_2 - c\sqrt{g} \right) P_0 + \frac{3}{4} c_3 P_0^2 \right. \\ &\quad \left. + c\sqrt{k_L^2 + g P_0^2} \right\}. \end{aligned} \quad (57)$$

Applying the identities (52), which are reasonably well satisfied by the data, this becomes

$$S_P = L^3 \mathcal{V}(P_0) + a^2 L^3 \left\{ b_0 + b_1 P_0 + b_2 P_0^2 + c\sqrt{k_L^2 + g P_0^2} \right\}. \quad (58)$$

So we find that for constant configurations ($a = 0$), the action is simply the known potential, i.e., $S_P = L^3 \mathcal{V}(P_0)$, while the path derivative is

$$\frac{1}{L^3} \left(\frac{dS_P}{d(a^2)} \right)_{a=0} = b_0 + b_1 P_0 + b_2 P_0^2 + c\sqrt{k_L^2 + g P_0^2}, \quad (59)$$

in complete agreement with (50).

Denote by P_{av} and ΔP^2 the lattice average value and mean square deviation, respectively, of a given Polyakov line configuration. It is clear that for the paths (25) considered so far, $P_0 = P_{av}$. One further generalization, which will not affect agreement with the data so far, is to allow the kinetic term to also depend on ΔP^2 , i.e.,⁵

⁵A generalization of (53) which does *not* work is the replacement of P_0 by P_x in (53) and (55). This leads to additional contributions to $dS_P/d(a^2)$ which spoil the agreement with (59).

$$K_P = 2c \left\{ \sum_{xy} P_x \left(\sqrt{-\nabla_L^2 + g P_{av}^2 + g' \Delta P^2} \right)_{xy} P_y - \sum_x \sqrt{g P_{av}^2 + g' \Delta P^2} P_x^2 \right\}. \quad (60)$$

It is not hard to see that the $O(a^2)$ contribution that would arise from the a^2 dependence of the square root terms also selects, at this order, the constant a^2 -independent part of P_x and P_y . In that case $k_L = 0$, and this contribution to the $O(a^2)$ part of the kinetic term vanishes.

In order to investigate the possibility of a ΔP^2 dependence a little further, let us consider trajectories consisting of plane waves, of varying amplitude A , with $P_{av} = 0$, i.e.,

$$P_x = A \cos(\mathbf{k} \cdot \mathbf{x}), \quad (61)$$

and study the derivative $L^{-3} dS_P/dA$ evaluated at $A = A_0$. To compute this derivative by the relative weights approach, we construct a set of configurations

$$\begin{aligned} U_x^{(n)} &= P_x^{(n)} \mathbb{1} + i\sqrt{1 - (P_x^{(n)})^2} \sigma_3, \quad P_x^{(n)} = A_n \cos(\mathbf{k} \cdot \mathbf{x}) \\ A_n &= A_0 + \left(n - \frac{1}{2}(M+1) \right) \Delta A, \quad n = 1, 2, \dots, M \\ k_i &= \frac{2\pi}{L} m_i, \end{aligned} \quad (62)$$

and proceed as before. The conjectured action is

$$\begin{aligned} S_P &= 2c \left\{ \sum_{xy} P_x \left(\sqrt{-\nabla_L^2 + g P_{av}^2 + g' \Delta P^2} \right)_{xy} P_y - \sum_x \sqrt{g P_{av}^2 + g' \Delta P^2} P_x^2 \right\} \\ &+ \sum_x \left(\frac{1}{2} c_1 P_x^2 + \frac{1}{3} c_2 |P_x|^3 + \frac{1}{4} c_3 P_x^4 \right), \end{aligned} \quad (63)$$

whose path derivative is⁶

$$\begin{aligned} \frac{1}{L^3} \left(\frac{dS_P}{dA} \right)_{A=A_0} &= \frac{1}{2} c_1 A_0 + .424 c_2 A_0^2 + .375 c_3 A_0^3 \\ &+ 2c A_0 \left(\sqrt{k_L^2 + \frac{1}{2} g' A_0^2} - \sqrt{\frac{1}{2} g' A_0^2} \right) \\ &+ \frac{1}{2} c g' A_0^3 \left(\frac{1}{\sqrt{k_L^2 + \frac{1}{2} g' A_0^2}} - \frac{1}{\sqrt{\frac{1}{2} g' A_0^2}} \right). \end{aligned} \quad (64)$$

Taking c and c_{1-3} as given in Tables I and IV, there is only one free constant left to fit the data, and the best fit, shown in Fig. 12, is obtained at $g' = 3.45(4)$. Once again,

⁶The numbers multiplying c_1, c_2, c_3 , are the lattice averages of $\cos^2(\mathbf{k} \cdot \mathbf{x})$, $|\cos^3(\mathbf{k} \cdot \mathbf{x})|$, $\cos^4(\mathbf{k} \cdot \mathbf{x})$, respectively. These numbers are almost independent of the wave number \mathbf{k} on finite lattices, so long as $\mathbf{k} \neq 0$, and converge rapidly to the infinite volume limit as lattice volume increases.

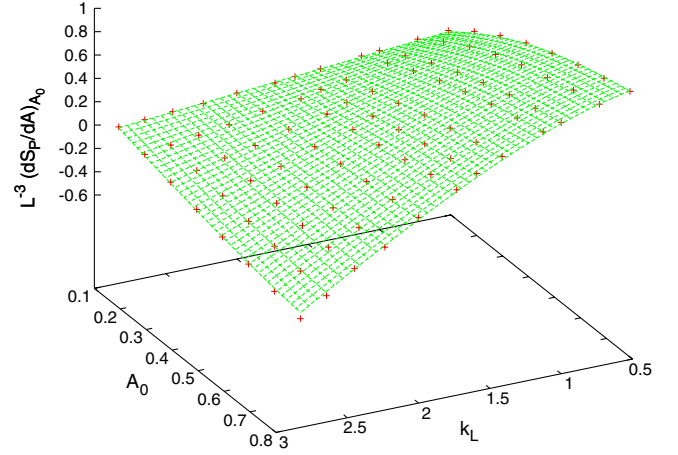


FIG. 12 (color online). Variation of Polyakov line action with Polyakov line amplitude, $L^{-3} dS_P/dA$ evaluated at $A = A_0$, for Polyakov line configurations proportional to plane waves $P_x = A \cos(\mathbf{k} \cdot \mathbf{x})$, as a function of A_0 and lattice momentum k_L . Red crosses are data points, and the green surface is a best fit to the data by the analytic form (64).

this plot should not be interpreted as a perfect fit through the data points within error bars, given that reduced $\chi^2 \approx 45$. On the other hand, with only one fitting constant, the expression (64) does seem to give a quite reasonable account of the dependence of the data on A_0 and k_L , despite the highly nonlocal expression ΔP^2 introduced into the kinetic term.

VIII. CONCLUSIONS

I have presented a method for computing derivatives $dS_P/d\lambda$ of the effective Polyakov line action along any given path through field configuration space, parametrized by the variable λ . The technique is easily implemented in a lattice Monte Carlo code by simply replacing updates of timelike links, on a single time slice, by a Metropolis step which updates that set of links simultaneously, and the potential part V_P of the effective Polyakov line action can be readily determined, for any given lattice coupling, temperature, and set of matter fields, up to an irrelevant constant. It is also possible to determine, from the derivatives, the action S_P along any given trajectory in field configuration space.

The method has been applied here to SU(2) lattice gauge theory, both without and with a scalar matter field. At a strong coupling ($\beta = 1.2$) and finite temperature, the method easily determines the effective Polyakov line action, which we have checked against the known result derived from a strong-coupling expansion. At a weaker coupling ($\beta = 2.2$ on a $12^3 \times 4$ lattice), where the Polyakov line action is not known, it has been shown that, up to a constant, the potential term has the form

$$V_P = \sum_x \left(\frac{1}{2} c_1 P_x^2 + \frac{1}{3} c_2 |P_x|^3 + \frac{1}{4} c_3 P_x^4 \right), \quad (65)$$

with coefficients given in Table I. The center-symmetric but nonanalytic cubic term comes as a surprise; to the best of my knowledge such a term has not been anticipated in previous studies. It would be interesting to study the evolution of the above potential as β and N_t vary. Addition of a scalar matter field in the underlying lattice gauge theory introduces a center-symmetry breaking term into the potential which is linear in P_x , with a coefficient reported in Sec. V.

Data has also been obtained from small plane-wave deformations around a constant Polyakov line background (Sec. VI), and for Polyakov lines proportional to a plane waves with variable amplitude (Sec. VII). It was found that the action (63) is consistent with the results that have been found so far, and at this point we may conjecture that (63) approximates the desired full Polyakov line action.

However, a strong caveat is called for. The results obtained in this paper have been obtained for a set of very special configurations, of the types just mentioned, and the criterion for keeping only a few terms in the action was simply the goodness of fit. In fact these simple configurations were quite successful in determining the action

at strong couplings, but it is still the case that such configurations have little in common with the set of Polyakov lines found in, e.g., a typical thermalized lattice. We have worked so far in only a small corner of configuration space, and one cannot rule out the possibility that, at weaker couplings, the action in the important regions of configuration space would look quite different from (63). Therefore the conjectured action needs to be investigated in more complicated, and much more general, backgrounds. Given an effective S_P that seems to work, the ultimate test is to calculate observables such as the Polyakov line correlator $\langle P_x P_y \rangle$ in both the effective theory and the underlying lattice theory and compare the results.

Those tests, and the extension to the SU(3) group, would be the obvious next steps in the approach introduced here.

ACKNOWLEDGMENTS

It is a pleasure to thank Kim Splittorff for many helpful suggestions. This research is supported in part by the U.S. Department of Energy under Grant No. DE-FG03-92ER40711.

-
- [1] A. M. Polyakov, *Phys. Lett.* **72B**, 477 (1978).
 - [2] L. Susskind, *Phys. Rev. D* **20**, 2610 (1979).
 - [3] J. Polonyi and K. Szlachanyi, *Phys. Lett.* **110B**, 395 (1982).
 - [4] B. Svetitsky, *Phys. Rep.* **132**, 1 (1986).
 - [5] M. Fromm, J. Langelage, S. Lottini, and O. Philipsen, *J. High Energy Phys.* **01** (2012) 042.
 - [6] Y. D. Mercado and C. Gattringer, *Nucl. Phys.* **B862**, 737 (2012).
 - [7] G. Aarts and F. A. James, *J. High Energy Phys.* **01** (2012) 118.
 - [8] J. Greensite and K. Splittorff, *Phys. Rev. D* **86**, 074501 (2012).
 - [9] C. Wozar, T. Kaestner, A. Wipf, and T. Heinzl, *Phys. Rev. D* **76**, 085004 (2007); T. Heinzl, T. Kaestner, and A. Wipf, *Phys. Rev. D* **72**, 065005 (2005).
 - [10] A. Gocksch and M. Ogilvie, *Phys. Rev. Lett.* **54**, 1772 (1985).
 - [11] M. Ogilvie, *Phys. Rev. Lett.* **52**, 1369 (1984).
 - [12] J. Greensite and J. Iwasaki, *Phys. Lett. B* **223**, 207 (1989).
 - [13] J. Greensite, H. Matevosyan, Š. Olejník, M. Quandt, H. Reinhardt, and A. Szczepaniak, *Phys. Rev. D* **83**, 114509 (2011).
 - [14] E. H. Fradkin and S. H. Shenker, *Phys. Rev. D* **19**, 3682 (1979).
 - [15] K. Osterwalder and E. Seiler, *Ann. Phys. (Berlin)* **110**, 440 (1978).
 - [16] C. Bonati, G. Cossu, M. D'Elia, and A. Di Giacomo, *Nucl. Phys.* **B828**, 390 (2010).