

Pion photoproduction off the proton in a gauge-invariant chiral unitary frameworkMaxim Mai,^{1,*} Peter C. Bruns,^{2,†} and Ulf-G. Meißner^{1,3,‡}¹*Universität Bonn, Helmholtz-Institut für Strahlen- und Kernphysik (Theorie) and Bethe Center for Theoretical Physics, D-53115 Bonn, Germany*²*Institut für Theoretische Physik, Universität Regensburg, D-93040 Regensburg, Germany*³*Institut für Kernphysik, Institute for Advanced Simulation, and Jülich Center for Hadron Physics, Forschungszentrum Jülich, D-52425 Jülich, Germany*

(Received 13 August 2012; published 20 November 2012)

We investigate pion photoproduction off the proton in a manifestly gauge-invariant chiral unitary extension of chiral perturbation theory. In a first step, we consider meson-baryon scattering taking into account all next-to-leading order contact interactions. The resulting low-energy constants are determined by a fit to s -wave pion-nucleon scattering and the low-energy data for the reaction $\pi^- p \rightarrow \eta n$. To assess the theoretical uncertainty, we perform two different fit strategies. Having determined the low-energy constants, we then analyze the data on the s -wave multipole amplitudes E_{0+} of pion and eta photoproduction. These are parameter-free predictions, as the two new low-energy constants are determined by the neutron and proton magnetic moments.

DOI: [10.1103/PhysRevD.86.094033](https://doi.org/10.1103/PhysRevD.86.094033)

PACS numbers: 12.39.Fe, 13.75.Gx, 13.75.Jz, 14.20.Jn

I. INTRODUCTION AND SUMMARY

Pseudoscalar meson photoproduction off protons is one of the premier tools to unravel the spectrum and properties of baryons made of the light up, down and strange quarks, as witnessed e.g., by the dedicated baryon resonance programs at ELSA (Bonn) and CEBAF (Jefferson Laboratory). Some of the low-lying resonances like the Roper $N^*(1440)$, the $S_{11}(1535)$ or the $\Lambda(1405)$ exhibit features that cannot easily be reconciled with a simple constituent quark model picture. Therefore, it was speculated long ago that some of these peculiar states and their properties can be explained if one assumes that they are generated through strong coupled-channel dynamics. Arguably, the best tool to address such a dynamical generation of resonances is unitarized chiral perturbation theory [1–9].

Over the years, we have developed and applied a gauge-invariant chiral unitary coupled-channel approach based on the leading order chiral effective Lagrangian of QCD to kaon [10] and eta photoproduction [11]. To go beyond leading order, one first has to refine the description of meson-baryon scattering in this framework as the strong hadronic final-state interactions are a crucial ingredient in evaluating the complete photoproduction amplitudes. Therefore, in a recent work [7], we have developed a framework to analyze meson-baryon scattering incorporating next-to-leading order (NLO) contributions of the chiral Lagrangian [12]. Our scheme is based on the solution of the Bethe-Salpeter equation (BSE), with a kernel derived from the contact terms of the NLO chiral Lagrangian. We have summed up the full infinite series of Feynman

diagrams generated by the BSE without resorting to any of the commonly made approximations, such as e.g., the on-shell approximation. In this way we were able to reproduce successfully both s -waves of pion-nucleon scattering (S_{11} and S_{31}) between the πN and ηN thresholds. For higher energies we have observed that only the resonance $S_{11}(1535)$ but not the $S_{31}(1620)$ could be described well. We have concluded that the $S_{31}(1620)$ does not have a prominent dynamically generated content. As a matter of fact, after fixing the S_{11} partial wave in the first energy region, i.e., $W_{\text{cms}} < 1.56$ GeV, the S_{11} amplitude for the higher energies came out in astonishing agreement with current partial wave analyses. The examination of the complex energy plane showed that the pole position of the second s -wave resonance, i.e., the $S_{11}(1650)$, also agrees rather well with those given by the Particle Data Group [13]. It is, therefore, natural to extend this approach to s -wave photoproduction of pions, where a large data basis already exists. This is done in this paper.

The main results of our investigation can be summarized as follows:

- (1) As the first step, we have considered the meson-baryon scattering processes that are relevant for pion photoproduction. We consider six coupled channels, utilizing the chiral effective Lagrangian at NLO. In the kernel of the underlying Bethe-Salpeter equation, we include all terms allowed by the symmetries. We do not use the on-shell approximation that is common in most works on related subjects. The cross-channel contributions are not yet included since the proper treatment of the corresponding diagrams in a framework comparable to the one presented here constitutes an unsolved problem.
- (2) To pin down the parameters of the approach (low-energy and subtraction constants), we perform

*mai@hiskp.uni-bonn.de

†peter.brunns@physik.uni-regensburg.de

‡meissner@hiskp.uni-bonn.de

two fit strategies. In strategy I, we use as input the data on elastic πN scattering in the S_{11} and S_{31} partial waves for energies in the range $(m_p + M_\pi) < W_{\text{cms}} < 1.56 \text{ GeV}$. In strategy II, three subtraction constants are fixed and the S_{11} partial wave is fitted up to $W_{\text{cms}} < 1.70 \text{ GeV}$, but the S_{31} only in the near-threshold region, $W_{\text{cms}} < 1.20 \text{ GeV}$. The data on $\pi^- p \rightarrow \eta n$ from Ref. [14] is included in both fit strategies.

- (3) In both fit strategies, the S_{11} partial wave and the data on $\pi^- p \rightarrow \eta n$ are well described. The $N^*(1535)$ and the $N^*(1650)$ are both dynamically generated, and the precise pole positions depend on the fit strategy, cf. Eqs. (11) and (14). We also give predictions for the scattering lengths $a_{\eta N \rightarrow \eta N}$ and $a_{\pi^- p \rightarrow \eta n}$.
- (4) Having scrutinized the hadronic sector, we have extended our approach to s -wave pion photo production. The only new parameters can be determined from the nucleon magnetic moments, and thus parameter-free predictions emerge. We find a good description of the s -wave multipole E_{0+} for pion photoproduction in the S_{11} -wave and also for η photoproduction.

Having summarized the most important results of our study, it is important to briefly discuss possible improvements of the method. First, the cross-channel dynamics has to be included properly. This will allow us e.g., to get a better description of the near-threshold region in pion-nucleon scattering. Unfortunately, the exact implementation of both crossing symmetry and unitarity has not been possible so far in approaches based on Feynman diagrams, in contrast to other approaches such as e.g., the one based on Roy-Steiner equations [15], where these constraints are met by construction. For an attempt to approximately restore crossing symmetry in an ansatz comparable to the one employed here, see e.g., Ref. [16]. Further, in some channels, explicit resonance degrees of freedom will have to be incorporated as not all resonances are generated dynamically. For a method to do that, see e.g., Ref. [17]. Finally, a larger data base including also kaon-nucleon scattering and kaon photoproduction should be considered simultaneously with the processes studied here. Work along these lines is in progress.

The paper is organized as follows: In Sec. II, the underlying approach to analyze meson-baryon scattering is described. Two fit strategies to pin down the occurring parameters are presented and fits to data and predictions for some scattering lengths and the fundamental ηN scattering amplitude are given. The approach is extended to photoproduction in Sec. III, where parameter-free predictions for pion and η production off protons are given. Many technicalities are relegated to the Appendixes.

II. HADRONIC SCATTERING

In the present section we wish to describe our framework for meson-baryon scattering, as it will serve us as the most important ingredient in our analysis of the photoproduction processes. We wish also to give a more systematic error analysis of our results as it was done in Ref. [7]. Moreover, from this first study we know that our coupled-channel approach is applicable to relatively high energies, thus we will extend our analysis also to the process $\pi N \rightarrow \eta N$.

A. Formalism

Chiral perturbation theory (ChPT) is a powerful tool to analyze pion-nucleon scattering and pion photoproduction at low energies in a systematic manner. In its original formulation, one starts from the chiral Lagrangian. The reaction amplitudes are then given by a set of diagrams including contact interactions as well as loop diagrams. Working order by order in a low-energy expansion, every Feynman graph can be classified by the order to which it contributes in this expansion. For a specific chiral order, the number of such diagrams is finite. Thus, technical effort for a calculation of the scattering amplitudes can be large but remains finite. Up to now the scattering amplitudes for meson-baryon scattering have been calculated in the three-flavor formulation of ChPT up to the third chiral order in Refs. [18,19]. However, the region where the result of this strictly perturbative approach yields a decent description of the process is restricted to the sub-threshold region, and it certainly fails in the vicinity of resonances (as nicely discussed e.g., in Ref. [20]).

In the following we present a framework to analyze meson-baryon scattering for energies up to the resonance region. It is inspired by chiral perturbation theory, which gives the driving terms of the meson-baryon interaction, and it relies on the coupled channel Bethe-Salpeter equation [21]. The latter implements the requirement of two-body unitarity exactly and in principle allows to generate resonances dynamically. It already improved our understanding of the purely mesonic and meson-baryon sector in recent years, see e.g., Refs. [1–9].

We denote the in- and out-going meson momenta by q_1 and q_2 , respectively. Moreover, the overall four-momentum is given by $p = q_1 + p_1 = q_2 + p_2$, where p_1 and p_2 are the momenta of in- and outgoing baryon, respectively. For the meson-baryon scattering amplitude $T(q_2, q_1; p)$ and potential $V(q_2, q_1; p)$, the integral equation to solve reads in d dimensions

$$\begin{aligned}
 T(q_2, q_1; p) &= V(q_2, q_1; p) \\
 &+ i \int \frac{d^d l}{(2\pi)^d} V(q_2, l; p) S(\not{p} - \not{l}) \Delta(l) T(l, q_1; p),
 \end{aligned}
 \tag{1}$$

PION PHOTOPRODUCTION OFF THE PROTON IN A ...



FIG. 1. Symbolical representation of the Bethe-Salpeter equation. Here, the circle and the square represent the potential V and the scattering amplitude T , respectively.

where S and Δ represent the baryon (of mass m) and the meson (of mass M) propagator, respectively, and are given by $iS(\not{p}) = i/(\not{p} - m + i\epsilon)$ and $i\Delta(k) = i/(k^2 - M^2 + i\epsilon)$. Let us note that all objects in the above equation that are denoted by capital roman letters are matrices in the channel space. Restricting the meson-baryon states to have the quantum numbers of the proton, the channel space reduces to the six-dimensional space spanned by the following channels $\{\pi^0 p, \pi^+ n, \eta p, K^+ \Lambda, K^+ \Sigma^0, K^0 \Sigma^+\}$. As a matter of fact, the BSE can be visualized as presented in Fig. 1. Note that the loop integration in Eq. (1) is performed in d dimensions, without restricting the loop momenta to be on the mass shell. Such an approximation would certainly reduce the technical effort to solve the BSE, however, it spoils the direct correspondence of the solution of the BSE Eq. (1) to the series of Feynman graphs, which we evaluate as it stands. Thus, every term in our solution of the BSE is related, in a one-to-one correspondence, to a properly evaluated Feynman diagram. It comes as an advantage of this prescription that the implementation of gauge invariance in a combined analysis of hadronic scattering and meson photoproduction is straightforward and very natural: It follows essentially the guidelines from quantum field theory textbooks, see e.g., Sec. (7.4) of Ref. [22], and will be explained in Sec. III. Moreover, it is also straightforward to compare our amplitude to the perturbative expansion at any fixed chiral order. We complete our discussion of the off-shell dependence of the effective vertices with the remark that the use of the on-shell approximation is not more *physical* than taking the off-shell dependence into account, though it reduces the effort of the calculation significantly down to the evaluation of a geometric series. Simply iterating a fixed on-shell kernel in such a geometric series can even lead to significant deviations from the results of Feynman graphs when iterating Born terms, as is exemplified by an analysis of box graphs in Sec. (5.2) of Ref. [23]. In our case, off-shell behavior of the potential reflects itself in tadpole-integral terms in the full scattering amplitude. These terms might, in general, depend on the chosen parametrization of fields as long as only a subset of Feynman graphs is summed up. Setting them to zero as done using the on-shell approximation is just one possible *choice of gauge* (in the space of field parameterizations) in a noninvariant result, which however is not in line with the proper evaluation of loop diagrams we aim at here. As the analytic energy dependence of the tadpole terms is trivial, it should be possible to compensate for

this noninvariance effect by an adjustment of coupling constants in the kernel. As a byproduct of our procedure for finding fits,¹ we have checked numerically that this is indeed the case. Thus, while the exact numerical values of the coupling constants should be taken with a grain of salt (they should be considered as model parameters in our approach), the overall properties of the amplitude are solely based on the unambiguous analytic properties of the selected infinite subset of loop graphs.

Before proceeding, it is worth pointing out again the advantages and shortcomings of our approach compared to chiral perturbation theory with baryons. ChPT is an exact representation of the chiral Green's function of QCD, which expands matrix elements in powers of small momenta and quark masses. Crossing and analyticity are, in general, fulfilled (if a proper regularization scheme is employed), whereas due to the underlying power counting, unitarity is fulfilled perturbatively. ChPT is formulated in terms of the lowest-lying hadronic degrees of freedom and all effects from resonances are subsumed in the low-energy constants. If one wants to describe resonances explicitly—as it is the case here—some resummation scheme is needed. Here, we use the Bethe-Salpeter formalism to achieve this. By that, we give up crossing symmetry and also some model dependence is induced as there is a cornucopia of unitarization schemes. Further, the power counting can only be applied to the kernel of the BSE, as it is e.g., frequently and successfully done in chiral nuclear effective field theory [24]. We use exactly the same terminology for the power counting here.

Still, one might object that the meson-baryon scattering kernel employed here is not complete in the sense of this power counting, since it is approximated by a series of polynomial terms and does not possess the subthreshold poles stemming from the Born graphs. Admittedly, this is a clear shortcoming of the present approach, but it is a presently unsolved problem to iterate a kernel including pole terms in a BSE framework based on dimensionally regularized Feynman graphs. For a recent numerical study of solutions to the BSE including ladder- and crossed-ladder graphs (in a scalar field theory), which arise from scattering kernels including poles, we refer to Ref. [25] (see also Ref. [26]). For a more detailed discussion of our proposed form for the scattering kernel, we refer to the next section and our earlier work [7].

On the positive side, the approach followed here is able to generate some resonances dynamically and lets one explore the strictures of chiral symmetry in the first resonance region. For the reasons discussed above, it should not be simply considered an extension of ChPT, as it is often stated incorrectly.

¹See the discussion in Sec. 3 of Ref. [9].

B. Interaction kernel

The only missing part of Eq. (1) remains the driving term of the meson-baryon interaction, i.e., the potential $V(q_2, q_1; p)$. It is well known that already the leading-order chiral potential, the so-called Weinberg-Tomozawa term, captures the prominent part of the meson-baryon dynamics at the πN threshold. It is derived from the covariant derivative of the leading-order chiral Lagrangian, which reads

$$\mathcal{L}_{\phi B}^{(1)} = \langle \bar{B}(i\gamma_\mu D^\mu - m_0)B \rangle + \frac{D/F}{2} \langle \bar{B}\gamma_\mu \gamma_5 [u^\mu, B]_\pm \rangle, \quad (2)$$

where $\langle \dots \rangle$ denotes the trace in flavor space, $[D_\mu, B] := \partial_\mu B + \frac{1}{2}[[u^\dagger, \partial_\mu u], B]$, m_0 is the common baryon octet mass in the chiral limit, while D and F are the lowest-order axial coupling constants. The relevant degrees of freedom of ChPT are the Goldstone bosons, which are collected in the traceless meson matrix $U \in SU(3)$,

$$U = \exp\left(i \frac{\phi}{F_0}\right), \quad \phi = \sqrt{2} \begin{pmatrix} \frac{\pi^0}{\sqrt{2}} + \frac{\eta}{\sqrt{6}} & \pi^+ & K^+ \\ \pi^- & -\frac{\pi^0}{\sqrt{2}} + \frac{\eta}{\sqrt{6}} & K^0 \\ K^- & \bar{K}^0 & -\frac{2}{\sqrt{6}}\eta \end{pmatrix}, \quad (3)$$

where F_0 is the meson decay constant in the chiral limit. The baryonic fields are collected in a traceless matrix

$$B = \begin{pmatrix} \frac{\Sigma^0}{\sqrt{2}} + \frac{\Lambda}{\sqrt{6}} & \Sigma^+ & p \\ \Sigma^- & -\frac{\Sigma^0}{\sqrt{2}} + \frac{\Lambda}{\sqrt{6}} & n \\ \Xi^- & \Xi^0 & -\frac{2}{\sqrt{6}}\Lambda \end{pmatrix}. \quad (4)$$

In view of the application to meson-baryon scattering, we set external currents to zero except for the scalar one, which

$$\begin{aligned} \mathcal{L}_{\phi B}^{(2)} = & b_0 \langle \bar{B}B \rangle \langle \chi_+ \rangle + b_{D/F} \langle \bar{B}[\chi_+, B]_\pm \rangle + b_4 \langle \bar{B}B \rangle \langle u_\mu u^\mu \rangle + b_{1/2} \langle \bar{B}[u_\mu, [u^\mu, B]_\mp] \rangle + b_3 \langle \bar{B}\{u_\mu, \{u^\mu, B\}\} \rangle \\ & + ib_{5/6} \langle \bar{B}\sigma^{\mu\nu}[[u_\mu, u_\nu], B]_\mp \rangle + ib_7 \langle \bar{B}\sigma^{\mu\nu} u_\mu \rangle \langle u_\nu B \rangle + \frac{ib_{8/9}}{2m_0} (\langle \bar{B}\gamma^\mu [u_\mu, [u_\nu, [D^\nu, B]_\mp] \rangle + \langle \bar{B}\gamma^\mu [D_\nu, [u^\nu, [u_\mu, B]_\mp] \rangle) \\ & + \frac{ib_{10}}{2m_0} (\langle \bar{B}\gamma^\mu \{u_\mu, \{u_\nu, [D^\nu, B]\}\} \rangle + \langle \bar{B}\gamma^\mu [D_\nu, \{u^\nu, \{u_\mu, B\}\} \rangle) + \frac{ib_{11}}{2m_0} (2\langle \bar{B}\gamma^\mu [D_\nu, B] \rangle \langle u_\mu u^\nu \rangle + \langle \bar{B}\gamma^\mu B \rangle \langle [D_\nu, u_\mu] u^\nu \\ & + u_\mu [D_\nu, u^\nu] \rangle) + (b_{12} \langle \bar{B}\sigma_{\mu\nu} [f_+^{\mu\nu}, B] \rangle + b_{13} \langle \bar{B}\sigma_{\mu\nu} \{f_+^{\mu\nu}, B\} \rangle), \end{aligned} \quad (7)$$

where $f_+^{\mu\nu}$ includes the electromagnetic field strength tensor, which vanishes for $v^\mu = 0$ but will become important for the photoproduction amplitude later. All operators of the second chiral order in Eq. (7) are accompanied by the low-energy constants (LECs) b_i . We complete the driving term Eq. (6) of Eq. (1) by the second-order chiral potential, which reads

$$V_{\text{NLO}}(q_2, q_1; p) = A_{14}(q_1 \cdot q_2) + A_{57}[\not{q}_1, \not{q}_2] + A_M + A_{811}(\not{q}_2(q_1 \cdot p) + \not{q}_1(q_2 \cdot p)), \quad (8)$$

is set equal to the quark mass matrix, $s = \mathcal{M} := \text{diag}(m_u, m_d, m_s)$. Note that this situation will change as soon as we deal with photoproduction in the next section. We furthermore use

$$u^2 := U, \quad u^\mu := iu^\dagger \partial^\mu u - iu \partial^\mu u^\dagger, \quad \chi_\pm := u^\dagger \chi u^\dagger \pm u \chi^\dagger u, \quad \chi := 2B_0 s, \quad (5)$$

where the constant B_0 is related to the quark condensate in the chiral limit. Separating the channel space from the momentum space structures, the Weinberg-Tomozawa potential reads

$$V_{\text{WT}}(q_2, q_1; p) = A_{\text{WT}}(\not{q}_1 + \not{q}_2), \quad (6)$$

where A_{WT} denotes a matrix in channel space as defined in Appendix A. The axial coupling in the Lagrangian (2) induces an additional contribution to the chiral potential formally at the leading chiral order. It arises via the one-baryon exchange graphs in the u and s channel, the so-called Born graphs. It is not known how to fully include such terms in the scattering kernel of the BSE when attempting an analytic solution in d dimensions, corresponding to Feynman graphs. The difficulties one encounters in this case are described in Ref. [7]. On the other hand, it is plausible that the s -wave contributions stemming from the Born terms can be well approximated by a series of contact terms not too far above the two-particle thresholds. We shall return to this open problem in a separate publication [27]. In the present work, we will restrict the driving term of our coupled-channel analysis to a set of contact terms. We go beyond the leading order and complete this set by the meson-baryon vertices from the second-order chiral Lagrangian from Refs. [28–30]. It reads

where the matrices A_{\dots} in the channel space depend on the LECs as detailed in Appendix A. As a matter of fact, the importance of the second-order terms in the kernel of the BSE is twofold. First of all, as can be seen in Ref. [18], such terms lead to sizable corrections of the meson-baryon scattering amplitudes. Secondly, the contact interactions of the second chiral order not only contribute to the s -wave but also to the p -waves, which are then iterated in the BSE. In Appendix D we demonstrate in a toy model that

the presence of the first two partial waves is sufficient to reproduce the correct behavior of the differential cross sections at sufficiently low energies.

C. Solution of the BSE

For the solution of the BSE, we use the recipe developed in a foregoing publication [7]. As described there, we utilize dimensional regularization to treat the divergent loop integrals, where the purely baryonic integrals are set to zero from the beginning, while only an energy-independent constant is subtracted from the fundamental meson-baryon loop integral. This prescription to treat the large baryon mass scale is similar to the extended on-mass-shell scheme regularization scheme described in Ref. [31]. On the other hand, it resolves several technical problems, which appear in the course of the study of the photoproduction amplitudes described in the next section. To a further extent, the solution of the BSE corresponds to an infinite chain of one-meson-one-baryon loop diagrams, see Fig. 1. From the point of view of the usual perturbative treatment this would demand an infinite number of counterterms from a local Lagrangian to absorb the loop divergences. This is, of course, not feasible in an effective field theory. In our nonperturbative framework, the ignorance of higher-order terms in the scattering kernel, which would serve to cancel the divergences and the scale dependence of the loop integrals in a perturbative setting, reflects itself by the appearance of a new free parameter for every loop-integration, parametrized here by the logarithm of the renormalization scale. This pragmatic approach is commonly adopted in the literature, see e.g., Refs. [7–9,32,33]. The new free parameters are not completely arbitrary, however: At least, we must impose that the values for the renormalization scale correspond to neglected higher-order terms of natural size. Should this not be the case, and a scale of e.g., $\mu \sim \text{TeV}$ emerge from some fits, we must discard that solution as unnatural. As a side remark, we note that any modification of the loop integrals corresponds to a specific modification of the potential V in the solution of the BSE. For an explicit demonstration of this procedure we refer to Appendix F of Ref. [34]. The requirement that the modification of the potential is not dominating the leading order terms also yields the mentioned constraints on the free scales. In conclusion, the foregoing discussion suggests that it is sufficient in the present work to apply the subtraction scheme described above, keeping in mind that the modified loop integrals still depend on the renormalization scale, which constitutes a free fitting parameter. In the next subsection we will reexamine this as well as the possibility to adjust this scale to a fixed value due to constraints on the loop dressing of vertex functions.

The essential advantage of the above treatment is the preservation of the analytic structure of the loop integrals, which allows for a continuation of the scattering amplitudes into the complex energy plane. The solution of the BSE is

presented in Appendix B. It can be written in terms of elementary functions (that is without resorting to a numerical solution) of the loop integrals, which are collected in Appendix C. Once the BSE has been solved, we put the external particles on their mass shell and calculate partial wave amplitudes as well as differential cross section for hadronic scattering. For the evaluation of the photoproduction amplitudes, we will require the full off-shell dependence of the hadronic solution, as will be described later.

D. Fit

It is important to clarify the physical input to the scattering amplitudes. Throughout this work, we will use physical hadron masses (in GeV), i.e., $M_{\pi^0} = 0.1350$, $M_{\pi^+} = 0.1396$, $M_{\eta} = 0.5478$, $M_{K^+} = 0.4937$, $M_{K^0} = 0.4977$, $m_p = 0.9383$, $m_n = 0.9396$, $m_{\Lambda} = 1.1157$, $m_{\Sigma^0} = 1.1926$, and $m_{\Sigma^+} = 1.1894$. The baryon mass in the chiral limit, m_0 in Eq. (7), can be fixed to 1 GeV without loss of generality, as any other value only amounts to a rescaling of the unknown LECs. In contrast to the earlier work [10], the meson decay constants are fixed to their physical values, i.e., $F_{\pi} = F_{\eta}/1.3 = 0.0924$ GeV, $F_K = 0.113$ GeV.

To pin down the free parameters of our approach, we have to specify experimental input available on the market for the considered meson-baryon channels. From the experimental point of view, elastic πN scattering is by far the best explored reaction. On the other hand, it is clear that the low-energy region is dominated by the p -wave resonances, namely Roper and Delta. Our foregoing investigations in Ref. [7] have shown that we are not able to dynamically generate these resonances consistently with the s -wave resonances. Since those degrees of freedom are not included in our approach, we restrict ourselves to the analysis of s -waves. We fit our results for these πN partial waves to the widely accepted partial wave analysis (WI08) by the SAID Collaboration [35]. Comparing an earlier analysis by the Karlsruhe group [36] to the current one, we assign for the energies below $W = 1.28$ GeV an absolute systematic error of 0.005 and for higher energies an error of 0.030 to the partial wave amplitudes. To some extent this is in agreement with error estimates done in Ref. [32], which are motivated by the expectation of pronounced three-body effects above the $\pi\pi N$ threshold.

Another widely explored channel is $\pi^- p \rightarrow \eta n$, for which we consider quite recent but already very established results on differential cross sections measured by Prakhov *et al.* in Ref. [14]. For all seven measured incident pion beam momenta p_{lab} , we assign a measurement error as well as the systematic error of 6% as pointed out in Ref. [14]. Moreover one should keep in mind that also p_{lab} itself entails an uncertainty, which hampers the clear pairwise separation between most of the given beam momenta [37]. We do not consider this uncertainty in our fitting routine as the inclusion would require an additional model-dependent input. The necessary formalism is collected in Appendix D.

To fit the above data we follow two different fit strategies. *Fit strategy I:* We start from the best fit obtained in Ref. [7] and additionally include the $\pi^- p \rightarrow \eta n$ differential cross sections by Prakhov *et al.*, adjusting all 17 parameters of the model [$\log(\mu_\pi)$, $\log(\mu_K)$, $\log(\mu_\eta)$ as well as 14 LECs]. The fitting region in the elastic πN channel is chosen to be $(m_p + M_\pi) < W_{\text{cms}} < 1.56$ GeV for both S_{11} and S_{31} . It is obvious that the new data will restrict our parameter set additionally, possibly corrupting the agreement of the elastic πN to the SAID data compared to the fit obtained in Ref. [7].

Fit strategy II: One of the main observations of Ref. [7] was that the S_{11} but not the S_{31} partial wave of πN scattering can be described well in the resonance region. On the other hand, the main goal of the present work is to see how hadronic resonances manifest themselves in the photoproduction amplitude. Moreover, since the ηN final state is an isospin 1/2 state we fit the elastic S_{11} partial wave in the energy region $(m_p + M_\pi) < W_{\text{cms}} < 1.7$ GeV together with $\pi^- p \rightarrow \eta n$ differential cross sections by Prakhov *et al.*. The S_{31} is considered only in the near-threshold region for $W_{\text{cms}} < 1.2$ GeV. Furthermore, we reduce the number of the free parameters of the model to LECs fixing the regularization scales from the beginning. It turns out that the corrections to the tree-level result of the photoproduction multipole E_{0+} due to the dressing of the $B \rightarrow \phi B$ vertex are large already at the πN threshold. Thus we choose the scales such that the meson-baryon loop integral evaluated at $s = m_p^2$ vanishes in every meson-baryon channel, to assure that the axial vertex function does not deviate much from the corresponding tree-level expression.

For both fit strategies we minimize the following quantity

$$\chi^2 := \chi_{\text{DOF}}^2 = \frac{\sum_i n_i}{N(\sum_i n_i - p)} \sum_i \frac{\chi_i^2}{n_i}. \quad (9)$$

Here p is the number of free parameters, n_i is the number of data points available for the observable i and N is the number of observables. This choice of χ^2 ensures the equal weight of both fitted observables, compensating for the different number of data points. Albeit the solution of the BSE is fully analytical, it costs a huge amount of computational power. Thus the fitting as well as error estimation routine is performed in a parallelized version on 20–30 threads of the HISKP cluster utilizing the (migrad) minimization routine of the MINUIT C++ library [38]. The uncertainty of the model is estimated as follows. First, after obtaining the best fit (χ_{BEST}^2) the errors on the parameters are calculated in the (hesse) subroutine of the MINUIT package. Then within these errors we generate a large number of parameter sets ($\sim 10,000$) and calculate for each the corresponding χ_{DOF}^2 . Then each set corresponding to a $\chi^2 < \chi_{\text{BEST}}^2 + 1.15$ is considered to produce results in the 1σ region around the central value.²

²One might argue over whether or not one should divide by the number of degrees of freedom. It turns out that the error bars do not change significantly.

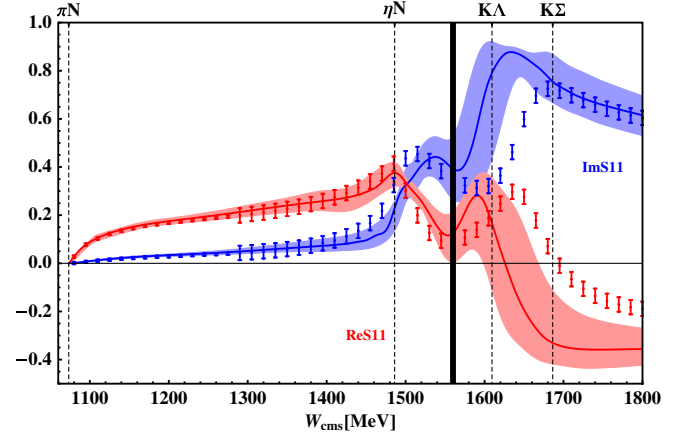


FIG. 2 (color online). Best fit according to fit strategy I to the real and imaginary part of the S_{11} partial wave compared to the WI08 analysis done by the SAID Collaboration [35]. The dashed vertical lines correspond to the two particle thresholds and the bold vertical line limits the energy range, up to which the fit has been performed. The blue and red bands represent the 1σ uncertainty of our approach as described in the main text.

E. Results

Solution I: Following the first fit strategy, we obtain the best fit as presented in Figs 2 and 3. As already discussed, the differential cross sections on $\pi^- p \rightarrow \eta n$ are observed at seven different pion beam energies, which by themselves entail a non-negligible uncertainty. The latter, however is not included into the definition of the χ^2 for the reasons given above. Therefore, we refrain from giving any numerical value for this quantity.³ The corresponding parameters (b_i in GeV^{-1} and μ_i in GeV) are of natural size and read:

$\log(\mu_\pi/(1 \text{ GeV})) = +1.003 \pm 0.331$	
$\log(\mu_\eta/(1 \text{ GeV})) = +1.034 \pm 0.298$	
$\log(\mu_K/(1 \text{ GeV})) = -0.168 \pm 0.080$	
$b_1 = -0.126 \pm 0.039$	$b_8 = +0.610 \pm 0.012$
$b_2 = -0.139 \pm 0.045$	$b_9 = -0.677 \pm 0.037$
$b_3 = -2.227 \pm 0.133$	$b_{10} = +2.027 \pm 0.100$
$b_4 = -0.288 \pm 0.080$	$b_{11} = -0.847 \pm 0.027$
$b_5 = -1.402 \pm 0.094$	$b_0 = -1.063 \pm 0.038$
$b_6 = +0.474 \pm 0.118$	$b_D = +0.771 \pm 0.042$
$b_7 = -1.751 \pm 0.368$	$b_F = -0.169 \pm 0.054$

The observation in the elastic πN channels is similar the one made in Ref. [7]. Between the πN and ηN thresholds both partial waves can be fitted nicely to the SAID partial wave analysis. For the πN scattering lengths of isospin I , a_I (in units of $10^{-3}/M_{\pi^+}$), we obtain:

$$a_{3/2}^{\pi N} = -87.0_{-4.2}^{+4.3} \quad \text{and} \quad a_{1/2}^{\pi N} = +174.5_{-32.8}^{+15.2}. \quad (10)$$

³We wish to note that χ^2 restricted to the SAID data lies only slightly above the one given in the foregoing publication [7], where no other than elastic πN channels were included as observables.

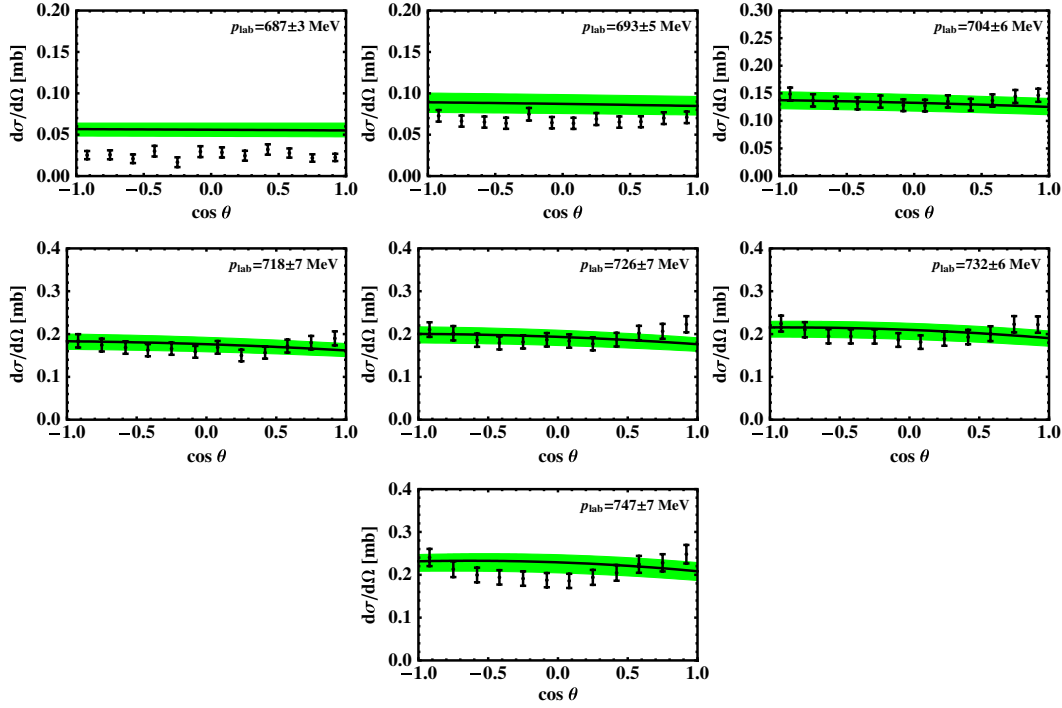


FIG. 3 (color online). Best fit according to fit strategy I to the differential cross sections for $\pi^- p \rightarrow \eta n$ from Ref. [14]. The error bars of experimental data include the systematic error of 6% as argued in Ref. [14]. The green bands represent the 1σ uncertainty of our approach as described in the main text.

The theoretically cleanest determination of these observables stems from the analysis of pionic hydrogen and pionic deuterium data based on effective field theory [39], $a_{1/2} = (179.9 \pm 3.6) \times 10^{-3}/M_{\pi^+}$ and $a_{3/2} = (-78.5 \pm 3.2) \times 10^{-3}/M_{\pi^+}$, which is in nice agreement with our determination for the $I = 1/2$ channel, but is slightly too small for $I = 3/2$. For both isospins our determination agrees perfectly with those from the direct extraction by the SAID Collaboration: $a_{1/2} = (174.7 \pm 2.2) \times 10^{-3}/M_{\pi^+}$ and $a_{3/2} = (-89.4 \pm 1.7) \times 10^{-3}/M_{\pi^+}$.⁴

In the higher-energy region the lowest S_{11} but not S_{31} resonances could be reproduced as dynamically generated states in our model. The pole position can be extracted via analytic continuation of the scattering amplitude to the complex W_{cms} plane and read

$$\begin{aligned} W_{1535} &= (1.547_{-0.021}^{+0.004} - i0.046_{-0.017}^{+0.004}) \text{ GeV}, \\ W_{1650} &= (1.597_{-0.020}^{+0.017} - i0.045_{-0.015}^{+0.010}) \text{ GeV}. \end{aligned} \quad (11)$$

Obviously, the inclusion of ηN observables into the analysis forces the pole of $N^*(1535)$ to the higher and the pole of $N^*(1650)$ to the lower energies compared with the previous analysis [7]. This observation is in some agreement with the analysis in Ref. [40]. There in a meson-exchange model, the analysis of the inelasticities has shown that a simultaneous description of the ηN and πN scattering amplitude is hampered by the missing $\pi\pi N$ channels, which are also

missing in our approach. However let us repeat that the starting values of the present fit strategy are chosen to be those from Ref. [7]. Although there is no reason to doubt about them for the elastic πN scattering, one should keep in mind that an inclusion of additional, i.e., ηN , data alter the amplitudes in the πN channel as well.

For the pion-induced eta production, Fig. 3, we observe that the outcome of the model agrees with the experimental

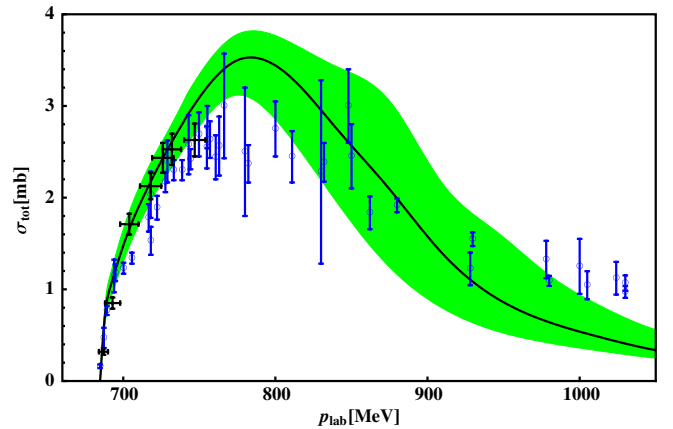


FIG. 4 (color online). Total cross section of the best fit $\pi^- p \rightarrow \eta n$ according to fit strategy I. The model is fixed to reproduce the differential cross section and thus the total cross section as measured by Prakhov *et al.* (black symbols). The black curve including the uncertainty band is the result of our model. The blue circles correspond to older measurements as selected by the SAID Collaboration which are presented for completeness.

⁴We thank Ron Workman for providing us with these values.

data, keeping in mind the uncertainty on the pion beam momenta. The inclusion of the latter is crucial especially for the lowest pion beam momenta, where the slope of the total cross section is enormous as can be seen in Fig. 4. There we present the outcome of the model for higher beam momenta than included in the fit. Obviously the total cross section agrees with the experimental data within the error bars. We also observe a large qualitative agreement of the outcome of the model with the older and less precise measurements, selected by the SAID Collaboration. The overshooting of the total $\pi N \rightarrow \eta N$ cross section by 30% as discussed in Ref. [40] is overcome obviously via moving of the $N^*(1535)$ peak towards higher energies, which is a direct consequence of the present fit strategy. In Appendix D we show that the present model is in principle capable to simulate a $\cos^2\theta$ -like behavior in the differential cross sections, usually referred to as the influence of the D_{13} resonance. The observation to be made from Fig. 3 is that the inclusion of the elastic πN channels prevents (or at least damps) such behavior. One should notice that the curvature in the data is of comparable size as the uncertainty in the data as well as the uncertainty band of our approach.

We can make a prediction of the s -wave amplitudes for elastic ηN as well as $\pi^- p \rightarrow \eta n$ scattering as presented in Fig. 5. Here and in the future, we use the Höhler partial waves denoted by f_{0+} in contrast to the S_{11} partial wave used by SAID Collaboration, see e.g., Fig. 2, which is the

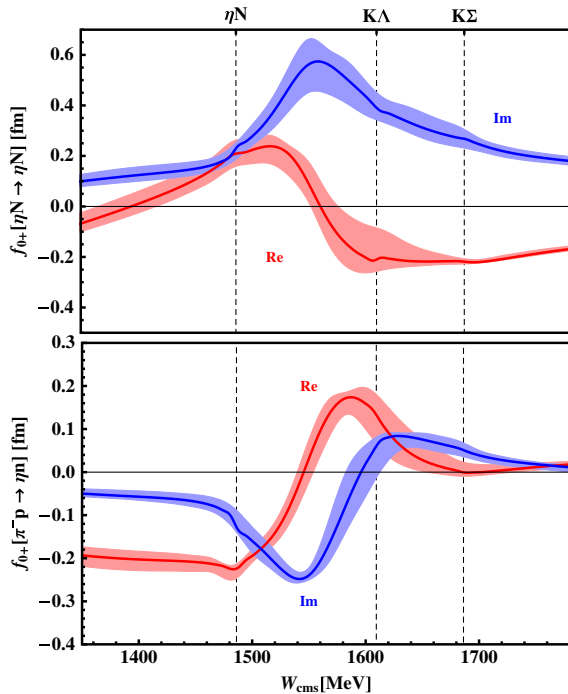


FIG. 5 (color online). The result of our model in the fit strategy I for the real and imaginary part of the s -wave scattering amplitude of the ηN (top) and $\pi^- p \rightarrow \eta n$ (bottom) channels. The error bands represent the uncertainty due to the variation of model parameters as described in the text.

f_{0+} for isospin 1/2 multiplied by q_{cms} . In both channels the real and imaginary part shows a similar behavior to the one shown in Ref. [41]. However, the position of the S_{11} peak is systematically shifted to higher energies in our approach, which is again a feature of the present fit strategy. For the scattering lengths we obtain the following values

$$\begin{aligned} a_{\eta N \rightarrow \eta N} &= (+0.219_{-0.068}^{+0.047} + i0.235_{-0.055}^{+0.148}) \text{ fm}, \\ a_{\pi^- p \rightarrow \eta n} &= (-0.234_{-0.024}^{+0.020} - i0.129_{-0.104}^{+0.048}) \text{ fm}. \end{aligned} \quad (12)$$

There is a large spread in the results on ηN scattering lengths debated for a long time, see Ref. [42] for a nice collection of those. One can note that most models predict a positive real and imaginary part of the scattering length, which is in agreement with our result as well.

Solution II: As argued above, the number of free parameters is reduced in this fit strategy by the three regularization scales. They are fixed such that for each meson-baryon channel (i): $I_{MB}(m_p^2, m_i, M_i) \stackrel{!}{=} 0$ in the nomenclature of Appendix C, which yields the following values

$$\log(\mu_\pi) = -0.368, \quad \log(\mu_\eta) = 0.056, \quad \log(\mu_K) = 0.210.$$

The best fit of the 14 LECs, which are the only free parameters of the model in the present fit strategy, is presented in Figs. 6 and 7. All parameters are of perfect natural size and read including the error bars (in GeV^{-1}):

$b_1 = -0.014 \pm 0.023$	$b_8 = +0.272 \pm 0.015$
$b_2 = -0.207 \pm 0.051$	$b_9 = -0.483 \pm 0.032$
$b_3 = -1.063 \pm 0.032$	$b_{10} = +1.054 \pm 0.021$
$b_4 = -1.312 \pm 0.023$	$b_{11} = +0.328 \pm 0.015$
$b_5 = -0.628 \pm 0.060$	$b_0 = -1.228 \pm 0.005$
$b_6 = +0.508 \pm 0.045$	$b_D = +1.097 \pm 0.011$
$b_7 = +1.041 \pm 0.191$	$b_F = -0.858 \pm 0.011$

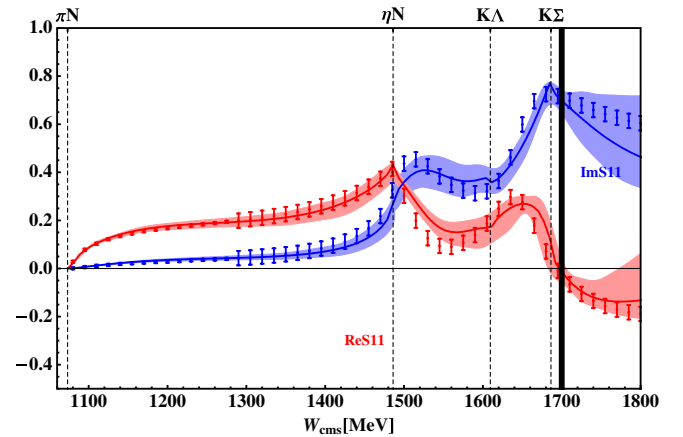


FIG. 6 (color online). Best fit according to fit strategy II to the real and imaginary part of the S_{11} partial wave compared to the WI08 analysis done by the SAID Collaboration [35]. The dashed vertical lines correspond to the two particle thresholds and the bold vertical line limits the energy range, up to which the fit has been performed. The blue and red bands represent the 1σ uncertainty of our approach as described in the text.

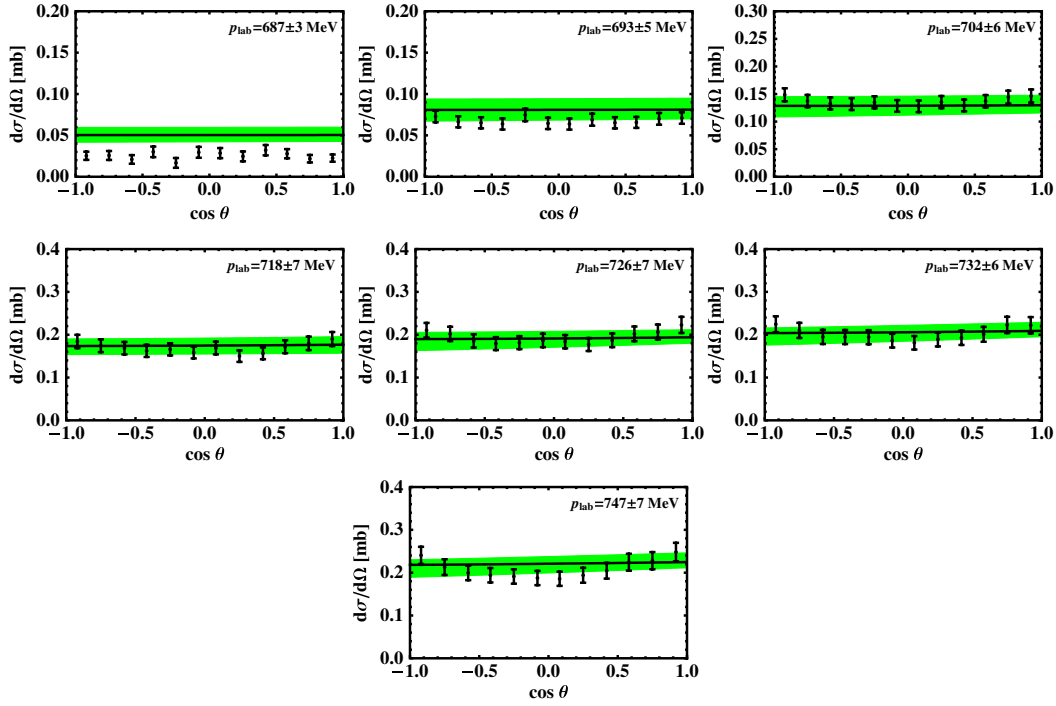


FIG. 7 (color online). Best fit according to fit strategy II to the differential cross sections for $\pi^- p \rightarrow \eta n$ from Ref. [14]. The error bars of experimental data include the systematic error of 6% as argued in Ref. [14]. The green bands represent the 1σ uncertainty of our approach as described in the text.

In the elastic πN channel the S_{11} partial wave agrees almost perfectly in the whole energy range with the one from the analysis by the SAID Collaboration. The corresponding scattering lengths are extracted to be (in units of $10^{-3}/M_{\pi^+}$)

$$a_{3/2}^{\pi N} = -93.0_{-6.3}^{+4.7} \quad \text{and} \quad a_{1/2}^{\pi N} = +168.9_{-6.4}^{+5.9}. \quad (13)$$

A comparison with the result of other calculations, given before, shows the same pattern as in the previous fit. Both scattering lengths agree within the error bars with the direct extraction by the SAID Collaboration and are smaller than the values extracted in Ref. [39].

Both $N^*(1535)$ and $N^*(1650)$ are reproduced as dynamically generated states of the lowest meson and baryon octet states. The pole positions of both N^* resonances read

$$\begin{aligned} W_{1535} &= (1.512_{-7}^{+8} - i0.070_{-5}^{+9}) \text{ GeV}, \\ W_{1650} &= (1.715_{-24}^{+32} - i0.116_{-24}^{+15}) \text{ GeV}. \end{aligned} \quad (14)$$

As a matter of fact, we expect the pole positions from the present fit strategy to be even more realistic than those from the previous fit strategy as well as from the analysis done in Ref. [7], where no physical information was included for energies in the region of the second resonance. The pole position of the $N^*(1535)$ is perfectly within the uncertainty band presented in Ref. [13], i.e., $W_{1535} = (1.490 \dots 1.530) - i(0.045 \dots 0.125)$ GeV. On the other hand, the position of $N^*(1650)$ differs slightly from the

one given there, i.e., $W_{1650} = (1.640 \dots 1.670) - i(0.050 \dots 0.085)$ GeV. Note that both bands in Ref. [13] are mostly based on a selection of partial wave analyses. The pole positions from two comparable theoretical works read $W_{1535} = 1.519 - i0.064$ GeV and $W_{1650} = 1.669 - i0.068$ GeV from Ref. [43] as well as $W_{1535} = 1.496 - i0.041$ GeV and $W_{1650} = 1.686 - i0.096$ GeV from Ref. [33].

For the pion-induced eta production we observe that, taking into account the uncertainty of the pion beam energy, all seven differential cross sections agree with the data by Prakhov *et al.*, see Fig. 7. Again the $\cos^2\theta$ behavior does not appear. We have discussed in Appendix D that in principle such a behavior could be reproduced in our amplitude by means of enhanced contributions from the p -waves, which are iterated in our approach. We conclude from this observation that such a behavior is excluded in this combined πN and ηN fit. In Fig. 8 we present the total cross section for the same process beyond the fitting region. In contrast to the previous fit, we observe here a behavior of the resulting cross section $\sigma(p_{\text{lab}})$ much more in line with our earlier analysis.⁵ As a matter of fact we do not see any overprediction of the total cross section at the position of the $N^*(1535)$ peak which has been pointed out before, relying on the analysis of Ref. [40].

⁵That means that no forced shift of the $N^*(1535)$ pole to higher energies emerges from the fits.

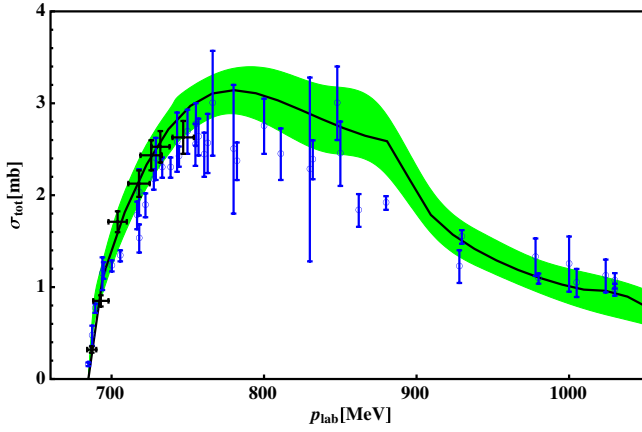


FIG. 8 (color online). Total cross sections of the best fit for $\pi^- p \rightarrow \eta n$ according to fit strategy II. The model is fixed to reproduce the differential cross section and thus also the total cross section as measured by Prakhov *et al.* (black symbol). The black curve including the uncertainty band is the outcome of the model. The blue circles correspond to the older measurements as selected by the SAID Collaboration which are only presented for completeness.

As a further prediction we extract the scattering lengths of the ηN channels, which read

$$\begin{aligned} a_{\eta N \rightarrow \eta N} &= (+0.378_{-0.101}^{+0.092} + i0.201_{-0.036}^{+0.043}) \text{ fm}, \\ a_{\pi^- p \rightarrow \eta n} &= (-0.208_{-0.017}^{+0.016} - i0.138_{-0.029}^{+0.025}) \text{ fm}. \end{aligned} \quad (15)$$

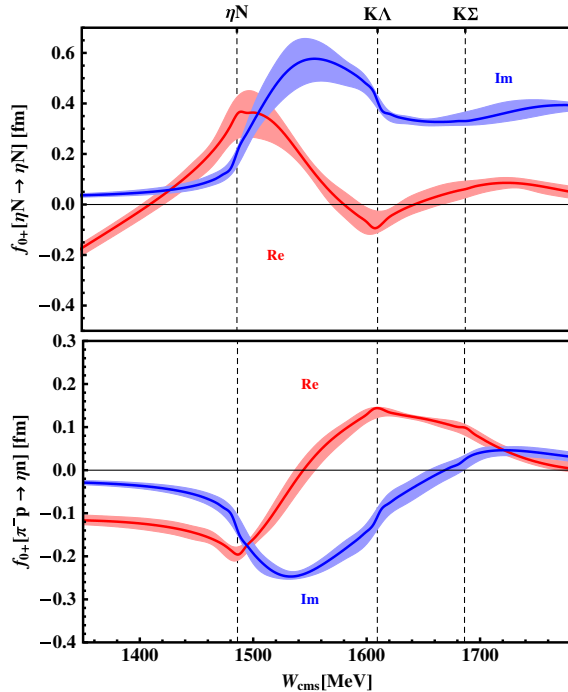


FIG. 9 (color online). The result of the model employing fit strategy II for the real and imaginary part of the s -wave scattering amplitude of the ηN (top) and $\pi^- p \rightarrow \eta n$ (bottom) channels. The error bands express the uncertainty due to variation of the model parameters as described in the text.

The observation to be made is that both are consistent with the extraction from other (more phenomenological) approaches [42]. The s -wave amplitude in both channels can be found in Fig. 9. For energies lower than the $K\Lambda$ threshold, we observe similar behavior as for the amplitudes extracted in fit strategy I, see Fig. 5.

F. Summary: Hadronic sector

As an intermediate summary we conclude that the present framework serves as an appropriate theoretical tool for the analysis of hadronic scattering in a fairly wide energy range. Both isospin 1/2 s -wave resonances, the $N^*(1535)$ and $N^*(1650)$ are generated dynamically from the NLO chiral potential in a quite natural way, i.e., resumming the Feynman diagrams in the BSE with the full off-shell dependence. At the same time it describes the pion induced η production of the nucleon in full agreement with the experimental data by Prakhov *et al.*

III. PION PHOTOPRODUCTION OFF THE PROTON

Pion photo- and electroproduction off protons has been one of the premier objects of study in hadron physics for decades. One of the major issues was [44,45] and still is the interplay between the hadronic scattering and the photoproduction of mesons off the baryons. It is unquestionable that the meson-baryon interaction plays a crucial role in the photoproduction processes via the rescattering processes. At the production threshold, pion photoproduction can be successfully analyzed within strictly perturbative ChPT as has been done to one loop about twenty years ago [46,47]. Going to higher energies, one is again confronted with the problems already appearing in the hadronic sector as discussed in the previous section, namely, resonance phenomena. Thus a nonperturbative framework is required to implement the rescattering mechanism adequately. In the early years the unitarized hadronic amplitude was simply used as the final state interaction multiplied on top of the $\gamma p \rightarrow \pi N$ contact interaction, which in general violates the Ward-Takahashi identities and thus gauge invariance. Recently a framework for pion photoproduction based on the Jülich model was constructed in Ref. [48]. There the hadronic part of the amplitude is also used as the final state interaction coupled to a special form of contact term and fulfilling the gauge Ward-Takahashi identities by construction.

Our approach follows a different direction, where gauge invariance is not enforced via *ad hoc* conditions on vertex functions and propagators, but follows most straightforwardly from the selected infinite subset of Feynman graphs which are summed up. The basic ideas can be traced back from Refs. [49–52]. Essentially, one adopts a generalization of the construction of a gauge-invariant amplitude (as spelled out e.g., in Sec. (7.4) of Ref. [22]) to the present nonperturbative setting. It was first applied to the analysis of pion photoproduction in a unitary, gauge-invariant,

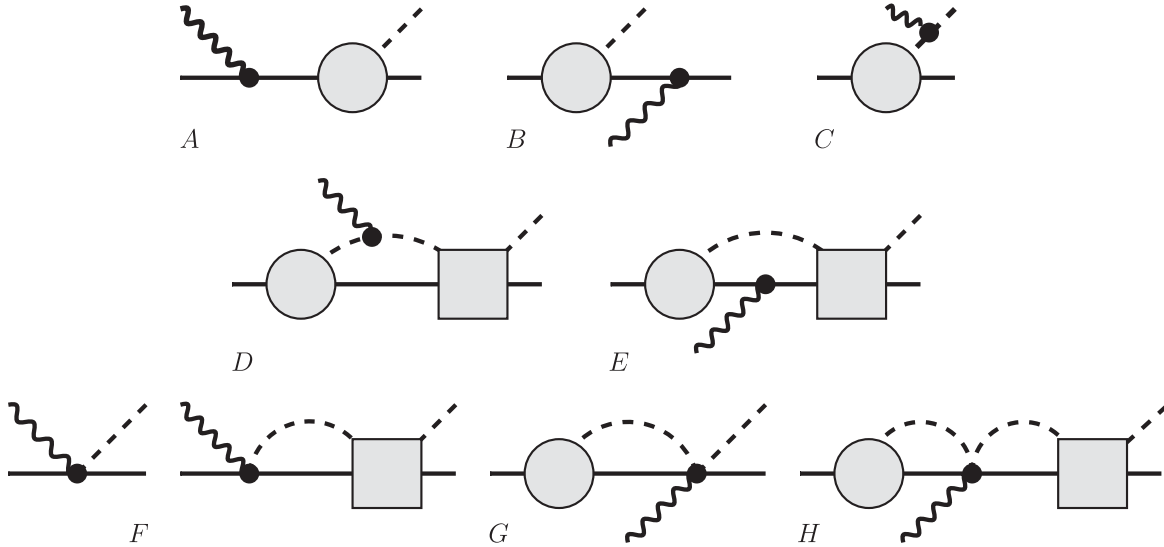


FIG. 10. Types of diagrams of the turtle approximation. Shaded circles, squares and black dots represent the dressed meson-baryon vertex Γ , scattering amplitude T and the photon vertex as described in the main text.

relativistic resonance model in Ref. [53]. Later these ideas were applied to kaon photoproduction, relying on the leading s -wave terms from the three-flavor chiral Lagrangian, in Ref. [10]. There, the selected subset of Feynman graphs was referred to as *turtle approximation*. In principle this is the most natural way of constructing a gauge invariant photoproduction amplitude as the photon is coupled to any point of the $p \rightarrow \phi B$ amplitude, ensuring current conservation. Nevertheless, it requires as an input the underlying hadronic amplitude with the full off-shell dependence. Such an amplitude is provided in the previous section. It fulfills the two-body unitarity requirement exactly and the parameters are fixed such as to reproduce the s -wave of πN as well as $\pi N \rightarrow \eta N$ scattering. Without any further fitting, we wish to investigate what we can learn about the multipole amplitudes by just plugging in our fixed hadronic amplitude as an effective vertex function. To put it in the words of Berends *et al.* [45] “we wish to see how the resonances from the hadronic spectrum manifest themselves in the pion photoproduction observables.”

A. Formalism

Closely following the formalism explained in Ref. [10], the gauge invariant photoproduction amplitude $\mathcal{M}^\mu(q', k; p)$, is a sum of eight different types of Feynman diagrams, see Fig. 10. Here, q' is the four-momentum of the produced meson and p is again the overall four-momentum. The four-momentum of the incoming photon is denoted by k . The scattering amplitude T has been calculated in the previous section, consequently there are only two building blocks left to be clarified, i.e., Γ denoting the dressed meson-baryon vertex and the photon vertices $W_{\gamma\phi \rightarrow \phi}$, $W_{\gamma B \rightarrow B}$, $W_{\gamma B \rightarrow B\phi}$ and $W_{\gamma B\phi \rightarrow B\phi}$.

The exact two-body unitarity is a crucial property of the hadronic amplitude. For this to be preserved in the photoproduction amplitude as well, the axial meson-baryon coupling has to be dressed properly. The tree level axial meson-baryon potential stems from the leading order chiral Lagrangian Eq. (2) and reads

$$V_{ax}(q') = A_X \not{q}' \gamma^5, \quad (16)$$

where we have separated off the channel space structure, which is specified in Appendix A. Dressing of this amplitude in the *turtle approximation* [10] is presented in a rather intuitive pictorial way in Fig. 11 and reads

$$\Gamma(q', \vec{p}) = V_{ax}(q') + \int \frac{d^d l}{(2\pi)^d} T(\not{q}', \not{l}; \vec{p}) iS(\vec{p} - \not{l}) \Delta(l) V_{ax}(l), \quad (17)$$

where \vec{p} denotes the total four-momentum of this process which can take values of the proton momentum or the overall four-momentum of the photoproduction process. The scattering amplitude T consists of 20 different Dirac structures as presented in Appendix B and gives rise to 6 different structures of the amplitude Γ , i.e.,



FIG. 11. Symbolical representation of the dressed meson-baryon amplitude Γ (circle), where the shaded square represents the meson-baryon scattering amplitude T .

$$\begin{aligned}
 \Gamma(q', \tilde{p}) = & \Gamma_1(\tilde{p}) \cdot \tilde{\not{p}}\gamma^5 + \Gamma_2(\tilde{p}) \cdot \gamma^5 + \Gamma_3(\tilde{p}) \cdot \not{q}'\tilde{\not{p}}\gamma^5 \\
 & + \Gamma_4(\tilde{p}) \cdot \not{q}'\gamma^5 + \Gamma_5(\tilde{p}) \cdot \gamma^5(q' \cdot \tilde{p}) \\
 & + \Gamma_6(\tilde{p}) \cdot \tilde{\not{p}}\gamma^5(q' \cdot \tilde{p}).
 \end{aligned} \tag{18}$$

The coefficients $\Gamma_i(\tilde{p})$ are elementary functions of \tilde{p}^2 , masses, scalar loop integrals, I_M and $I_{MB}(\tilde{p}^2)$, collected in Appendix C, coefficients T_i of the scattering amplitude as well as of the axial coupling constants D and F from Eq. (2).

The numerical values of the latter constants should be taken with a grain of salt. Working at tree level for the axial vertex, the sum of D and F is set equal to the value of nucleon axial vector charge g_A , which has been in the focus of many experiments for decades and was measured recently to high precision in the neutron β decay using ultracold neutrons [54] to be $g_A = 1.27590_{-0.00445}^{+0.00409}$. The ratio F/D is predicted by the $SU(6)_f$ nonrelativistic quark model to be $2/3$ which is actually quite close to the value of this ratio extracted from experiments, namely 0.58 ± 0.05 , see Ref. [55] for a more detailed discussion. Within our approximation the axial coupling enters the photoproduction amplitudes dressed by the meson-baryon loops, for instance the kaon-loops. Those effects are known to be quite sizable and thus one has to choose at which level, i.e., on tree level or that of the dressed vertex Γ , one wishes to obtain an agreement with the physical (measured) quantities. It turns out that although the value of Γ depends strongly on the choice of axial couplings, the photoproduction amplitudes calculated with both sets of axial couplings agree with each other within the uncertainty band. For this reason we stick to the commonly used values of $D = 0.8$ and $F = 0.5$.

It remains now to specify how to couple the photon to the hadronic skeleton described above. For consistency reasons, we shall consider the photon induced contact terms up to the second chiral order utilizing the first- and second-order chiral Lagrangian, Eqs. (2) and (7). Previously we have set all the external currents to zero except the scalar one, whereas here we consider a vector current $v_\mu = -eQA_\mu$ with the electromagnetic vector potential A_μ and charge matrix $Q = \text{diag}(2/3, -1/3, -1/3)$. A vector current modifies the covariant derivative as well as the chiral vielbein

$$\begin{aligned}
 [D_\mu, B] = & \partial_\mu B + \frac{1}{2} [([u^\dagger, \partial_\mu u] - i(u^\dagger v_\mu u + uv_\mu u^\dagger)), B], \\
 u_\mu = & iu^\dagger(\partial_\mu U - i[v_\mu, U])u^\dagger.
 \end{aligned}$$

A nonvanishing vector potential also features in $\mathcal{L}_{\phi B}^{(2)}$ via the field-strength tensor

$$f_+^{\mu\nu} = u(\partial^\mu v^\nu - \partial^\nu v^\mu)u^\dagger + u^\dagger(\partial^\mu v^\nu - \partial^\nu v^\mu)u.$$

It appears in Eq. (7) accompanied by the two LECs b_{12} and b_{13} , which cannot be determined from the scattering process. As mentioned before, we do not wish to perform a fit for the photoproduction observables, therefore we stick to the values determined in Ref. [56] for these two new LECs.

Furthermore, the pure mesonic chiral Lagrangian of second chiral order, which reads

$$\mathcal{L}_\phi^{(2)} = \frac{F_0^2}{4} \langle u_\mu u^\mu + \chi_+ \rangle$$

gives rise to the photon vertex $W_{\gamma\phi\phi}$. This and the remaining vertices are collected in Appendix E.

Having specified all building blocks of the graphs collected in Fig. 10, we now calculate the photoproduction amplitude $\mathcal{M}^\mu = \sum_{i=A}^H S_i^\mu$, where the amplitudes S_i correspond to a respective class of graphs defined in Fig. 10. We wish to emphasize that there are five unitarity classes, which by themselves obey two-body unitarity: $\{S_A; S_B + S_E; S_C + S_D, S_F; S_G + S_H\}$. Gauge invariance is fulfilled for the amplitudes proportional to b_{12} and b_{13} automatically. On the other hand, for the remaining terms it is only fulfilled if all graphs presented in Fig. 10 are taken into account, i.e., the photon is coupled to every possible part of the hadronic skeleton.

B. Results

In this section we present the prediction of the model for both sets of scattering amplitudes fixed in the hadronic sector in the last chapter. There in both strategies we have been concentrating on the description of the s -wave, thus we shall stick to the prediction of the quantities connected to this particular partial wave. Such a quantity is the electric multipole E_{0+} , which can be expressed in terms of the Chew, Goldberger, Low, and Nambu (CGLN) amplitudes as presented in Appendix E.

After having fixed the hadronic part of this amplitude, the photoproduction amplitude contains only four new parameters, namely D , F , b_{12} and b_{13} . The first two are fixed to the commonly used values of $D = 0.8$ and $F = 0.5$. The *magnetic* LECs b_{12} and b_{13} shall be taken from Ref. [56], where they have been adjusted to fit the experimental data on magnetic moments. Within the uncertainty due to the choice of m_0 there, these LECs are given by (in units of GeV^{-1})

$$b_{13} = 0.32 \pm 0.06 \quad \text{and} \quad b_{12} = 0.095 \pm 0.015.$$

In order to give an impression of the uncertainty, we proceed as follows. First for a fixed energy W_{cms} and for each hadronic solution which lies in the uncertainty band of the hadronic solution as presented in the last chapter, we calculate the photoproduction multipoles as functions of the four new LECs. Then for fixed D and F and a large set

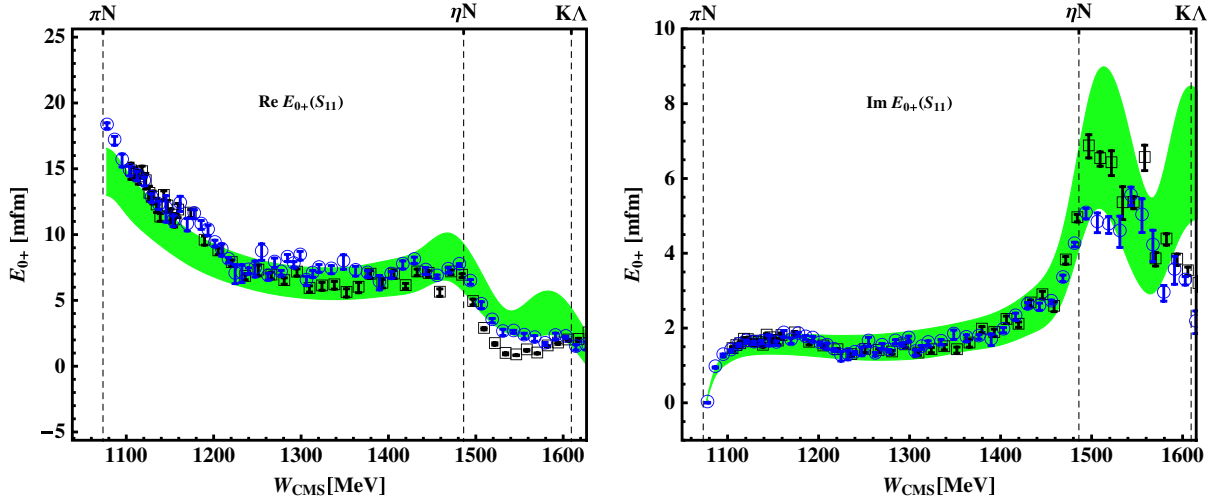


FIG. 12 (color online). Prediction for the multipole E_{0+} for pion photoproduction corresponding to the hadronic solution I. For comparison, best fits of the MAID (circles) [57] and SAID (squares) [58] models are represented by blue and black symbols, respectively.

of randomly distributed values for b_{12} and b_{13} within the uncertainty range on these two LECs we obtain a prediction on the photoproduction multipoles at the chosen energy. Repeating this procedure for different energy values we obtain a family of curves $E_{0+}(W_{\text{cms}})$. The hull of all those curves is assumed to reflect the uncertainty of the model properly.

Solution I: As a central prediction of the present work, we present the outcome of the multipole E_{0+} for pion photoproduction in the isospin 1/2 channel in Fig. 12. We restrict ourselves to energies below the second nucleonic resonance as its position seems to be shifted as discussed in the last chapter. Without any fitting we observe an astonishing agreement of our prediction with the outcome of the fit from MAID2007 (updated unitary isobar model) [57] and the one by the SAID group [58]. Of course

it is clear that, if none but πN channels are opened, Watson's theorem guarantees that the phase of E_{0+} comes right, once the phase of πN scattering has been fixed to the physical value. This theorem, however, does not fix the magnitude of the real and imaginary part of the photoproduction amplitude, neither it is clear how to apply it above the ηN threshold.

The value of E_{0+} at the threshold has been debated for a long time, see Ref. [59] for a nice review on that topic. We obtain the following value

$$E_{0+}^{\pi}(S_{11}) = (+10.4 \pm 1.3) \times 10^{-3}/M_{\pi^+},$$

which has to be compared with $E_{0+}(S_{11}) = (+12.5 \pm 0.3) \times 10^{-3}/M_{\pi^+}$ from experimental results [60–62] for a respective isospin combination. Seemingly our prediction is slightly below the the experimental result. Throughout

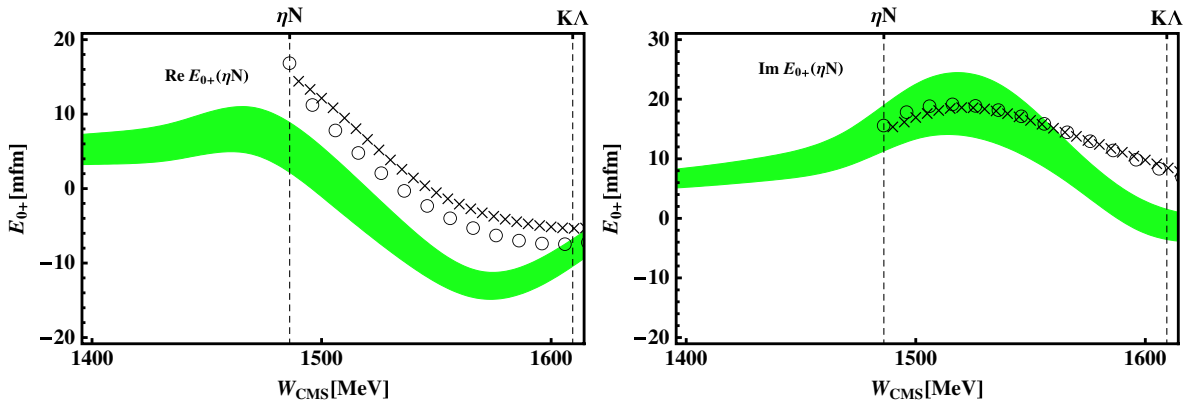


FIG. 13 (color online). E_{0+} for the eta photoproduction as predicted based on hadronic solution I. For comparison, we also present the results of the ETAMAID (circles) [63] and Bonn-Gatchina (crosses) [64] analyses.

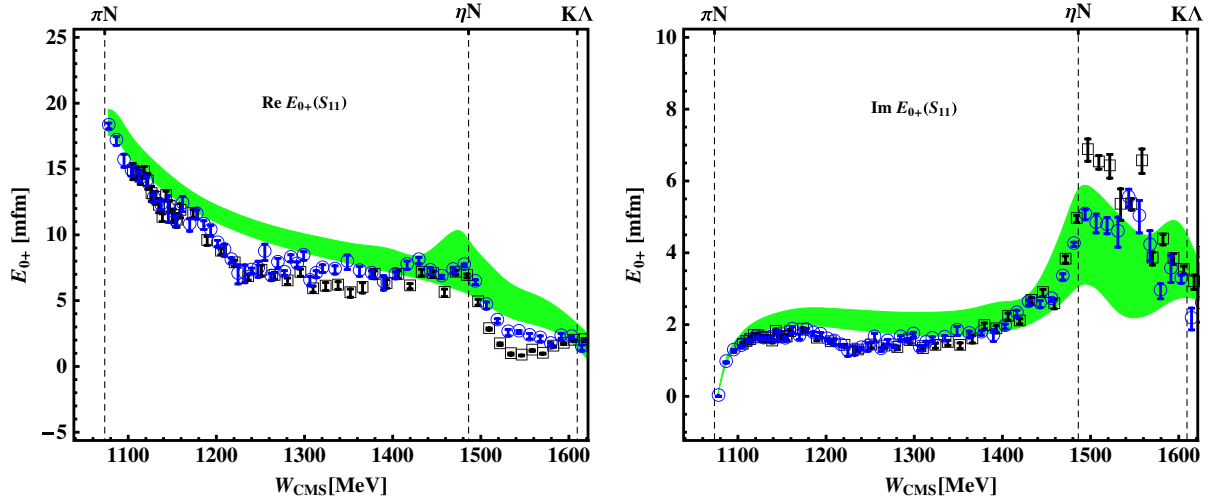


FIG. 14 (color online). Prediction for the multipole E_{0+} for the pion photoproduction corresponding to the hadronic solution II. For comparison best fits of the MAID (circles) [57] and SAID (squares) [58], models are represented by blue and black points with errorbars, respectively.

this work we have not discussed the isospin 3/2 channel and refrain from giving a numerical value of E_{0+} . For completeness, let us note that in all solutions we observe that the absolute value of the $E_{0+}(S_{31})$ is underestimated significantly. We trace that discrepancy to the missing Born graphs which are known to be important in this channel. We will come back to this issue in a forthcoming work [27].

We can go further and make a prediction on the multipole amplitude for eta photoproduction. At the ηN threshold we extract the following value

$$E_{0+}^{\eta} = ((3.9 \pm 2.5) + i(10.7 \pm 2.7)) \times 10^{-3} / M_{\pi^+}.$$

The energy-dependence of $E_{0+}(W_{\text{cms}})$ is presented in Fig. 13, where it is compared with fits by the ETAMAID [63] and Bonn-Gatchina [64] groups. Seemingly there

is a large qualitative agreement between our prediction and the phenomenological analysis by the ETAMAID and Bonn-Gatchina groups. On a quantitative level we observe that the real part of the E_{0+} is suppressed compared to the outcome of the phenomenological analysis. We wish to remind the reader that the 'magnetic' LECs are taken from a tree level calculation only. In some additional fits we have observed that the results of ETAMAID and Bonn-Gatchina group can be reproduced nicely in our approach using these LECs as free parameters. This, however, is not the original purpose of this work, namely the parameter free prediction of the photoproduction after fixing the hadronic scattering.

Solution II: Starting from the second hadronic solution, we obtain a prediction for pion photoproduction in the S_{11} channel as presented in Fig. 14. Although all parameters of the model are fixed in the hadronic solution or taken from

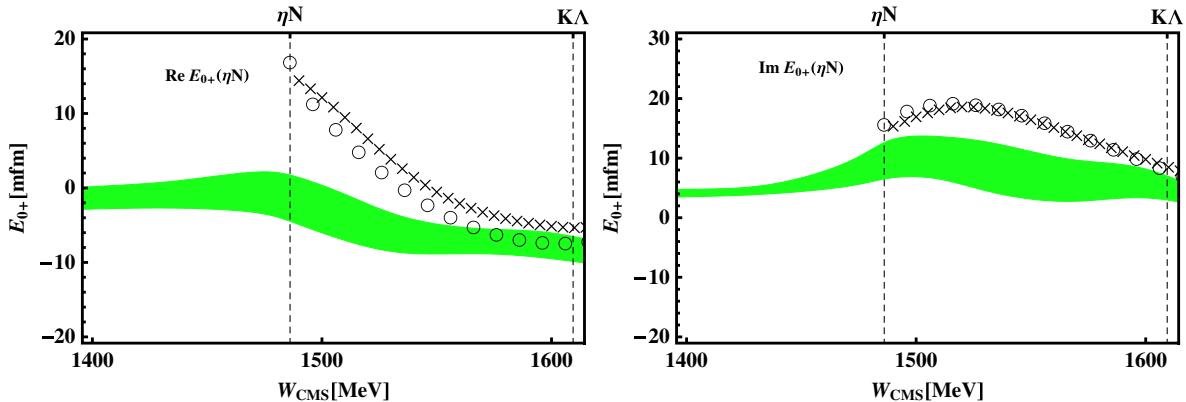


FIG. 15 (color online). E_{0+} for the eta photoproduction as predicted starting from the hadronic solution II. For comparison we also present the outcome of the ETAMAID (circles) [63] and Bonn-Gatchina (crosses) [64] analysis.

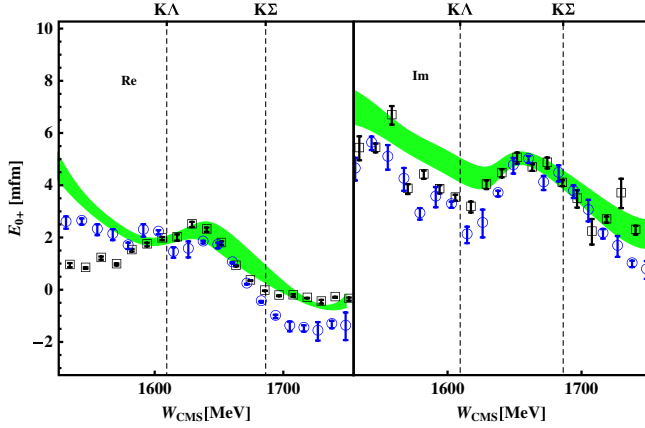


FIG. 16 (color online). A typical fit of our model to the SAID [58] (blue circles) and MAID [57] (black squares) analysis for the pion photoproduction as described in the text.

the literature as described above, one observes a nice qualitative agreement of our prediction with the outcome of the SAID and MAID2007 analysis in a very large energy region. At the threshold we extract the following values for the lowest multipole

$$E_{0+}^{\pi}(S_{11}) = (+13.1 \pm 0.7) \times 10^{-3}/M_{\pi^+},$$

which agrees nicely with the extraction from the experimental results in Refs. [60–62]. For higher energies, i.e., around 1200 and 1550 MeV, we observe a discrepancy of E_{0+} compared to the fits by SAID and MAID groups. Additionally, the uncertainty band appears quite underestimated in this solution. We wish to remind the reader that the main difference of both solutions are the three regularization scales. In the first solution those are used as free fit parameters whereas in the second they are fixed. The particular choice of these values is motivated as described in the previous chapter, however, one should in principle investigate the influence of this choice on the hadronic solution as well as on the photoproduction amplitudes. To do so one would have to refit the hadronic scattering for any other choice of the parameters in solution II. Due to an enormous amount of computational time required for each fit, we refrain from including that uncertainty. One should keep in mind that a more realistic uncertainty band might be larger than the one presented here.

To be complete we wish to comment now on the higher-energy region, i.e., above the $K\Lambda$ threshold, where the outcome of our prediction starts to deviate from the results of the SAID and MAID groups. In fact this observation is identical to the one made in the analysis of the photoproduction amplitudes in the Jülich model [43], where no good overall fit could be achieved for the E_{0+} in the low- and resonance-energy region simultaneously. Although no fit to the photoproduction data was done in the present work, four new parameters are entering the calculation.

The axial coupling as well as the *magnetic* LECs b_{12} and b_{13} are taken from estimations which rely on a strict perturbative calculation. Our nonperturbative framework is on the other hand suited to extend the range of applicability of the effective field theory. Thus it is *a priori* not clear whether it is sufficient to use the new LECs in the whole energy range. To underline this, we fit our model to the SAID pion photoproduction data with axial coupling and *magnetic* LECs treated as free parameters. The best fit is presented in Fig. 16, where we observe a nice agreement above the $K\Lambda$ threshold with the phenomenological models from SAID and MAID.

For the eta photoproduction the prediction of the second solution is presented in Fig. 15. At the ηN threshold we obtain the following value

$$E_{0+}^{\eta} = ((-1.2 \pm 2.2) + i(6.9 \pm 2.3)) \times 10^{-3}/M_{\pi^+},$$

which undershoots the numerical value obtained in the previous solution for the real part slightly and agrees for the imaginary part within the uncertainty range. The functional behavior of E_{0+} is suppressed compared to the previous solution and even more in comparison to the ETAMAID and Bonn-Gatchina fits. As already discussed in the previous solution, we can trace this discrepancy to the *magnetic* LECs, which are taken from the tree-level calculation [56]. These LECs do not change the functional form of the photoproduction amplitude but seem to enhance or suppress the structures present in the photoproduction amplitude. Those structures, on the other hand, seem to reflect one-to-one the structures arising from the dynamics of the hadronic scattering process. Thus, the correct description of meson photoproduction is necessarily to be connected to a proper description of the underlying hadronic scattering reactions.

ACKNOWLEDGMENTS

We would like to thank M. Döring, S. Prakhov, R. Workman, and D. Phillips for valuable discussions and comments. We also wish to acknowledge the great work of H. Van Pee, who takes care of the HSKP cluster. This work was supported in part by the DFG through funds provided to SFB/TR 16 and SFB/TR 55 from the EU to the EPOS network within HadronPhysics3 and by the Bonn-Cologne Graduate School in Physics and Astronomy.

APPENDIX A: CHANNEL SPACE STRUCTURES

For the channel indices $\{b, j; i, a\}$ corresponding to the process $\phi_i B_a \rightarrow \phi_j B_b$, the relevant coupling matrices from the leading-order, Eq. (2), and next-to-leading order, Eq. (7), chiral Lagrangian read

$$\begin{aligned}
 A_{WT}^{b,j,i,a} &= -\frac{1}{4F_j F_i} \langle \lambda^{b\dagger} [[\lambda^{j\dagger}, \lambda^i], \lambda^a] \rangle, \\
 A_{14}^{b,j,i,a} &= -\frac{2}{F_j F_i} [b_1 (\langle \lambda^{b\dagger} [\lambda^{j\dagger}, [\lambda^i, \lambda^a]] \rangle + \langle \lambda^{b\dagger} [\lambda^i, [\lambda^{j\dagger}, \lambda^a]] \rangle) + b_2 (\langle \lambda^{b\dagger} \{\lambda^{j\dagger}, [\lambda^i, \lambda^a]\} \rangle + \langle \lambda^{b\dagger} \{\lambda^i, [\lambda^{j\dagger}, \lambda^a]\} \rangle) \\
 &\quad + b_3 (\langle \lambda^{b\dagger} \{\lambda^{j\dagger}, \{\lambda^i, \lambda^a\}\} \rangle + \langle \lambda^{b\dagger} \{\lambda^i, \{\lambda^{j\dagger}, \lambda^a\}\} \rangle) + 2b_4 \langle \lambda^{b\dagger} \lambda^a \rangle \langle \lambda^{j\dagger} \lambda^i \rangle], \\
 A_{57}^{b,j,i,a} &= -\frac{2}{F_j F_i} [b_5 \langle \lambda^{b\dagger} [[\lambda^{j\dagger}, \lambda^i], \lambda^a] \rangle + b_6 \langle \lambda^{b\dagger} \{[\lambda^{j\dagger}, \lambda^i], \lambda^a\} \rangle + b_7 (\langle \lambda^{b\dagger} \lambda^{j\dagger} \rangle \langle \lambda^i \lambda^a \rangle - \langle \lambda^{b\dagger} \lambda^i \rangle \langle \lambda^a \lambda^{j\dagger} \rangle)], \\
 A_{811}^{b,j,i,a} &= -\frac{1}{F_j F_i} [b_8 (\langle \lambda^{b\dagger} [\lambda^{j\dagger}, [\lambda^i, \lambda^a]] \rangle + \langle \lambda^{b\dagger} [\lambda^i, [\lambda^{j\dagger}, \lambda^a]] \rangle) + b_9 (\langle \lambda^{b\dagger} [\lambda^{j\dagger}, \{\lambda^i, \lambda^a\}] \rangle + \langle \lambda^{b\dagger} [\lambda^i, \{\lambda^{j\dagger}, \lambda^a\}] \rangle) \\
 &\quad + b_{10} (\langle \lambda^{b\dagger} \{\lambda^{j\dagger}, \{\lambda^i, \lambda^a\}\} \rangle + \langle \lambda^{b\dagger} \{\lambda^i, \{\lambda^{j\dagger}, \lambda^a\}\} \rangle) + 2b_{11} \langle \lambda^{b\dagger} \lambda^a \rangle \langle \lambda^{j\dagger} \lambda^i \rangle], \\
 A_M^{b,j,i,a} &= -\frac{1}{2F_j F_i} [2b_0 (\langle \lambda^{b\dagger} \lambda^a \rangle \langle \lambda^{j\dagger} \lambda^i \rangle \bar{\mathcal{M}}) + b_D (\langle \lambda^{b\dagger} \{[\lambda^{j\dagger}, \{\bar{\mathcal{M}}, \lambda^i\}], \lambda^a\} \rangle + \langle \lambda^{b\dagger} \{[\lambda^i, \{\bar{\mathcal{M}}, \lambda^{j\dagger}\}], \lambda^a\} \rangle) \\
 &\quad + b_F (\langle \lambda^{b\dagger} \{[\lambda^{j\dagger}, \{\bar{\mathcal{M}}, \lambda^i\}], \lambda^a\} \rangle + \langle \lambda^{b\dagger} \{[\lambda^i, \{\bar{\mathcal{M}}, \lambda^{j\dagger}\}], \lambda^a\} \rangle)],
 \end{aligned}$$

where λ^{\dots} denote the 3×3 channel matrices (e.g., $\phi = \phi^i \lambda^i$ for the physical meson fields) and the F_i are the meson decay constants in the respective channel. Moreover, $\bar{\mathcal{M}}$ is obtained from the quark mass matrix \mathcal{M} via the Gell-Mann-Oakes-Renner relations and given in terms of the meson masses as follows, $\bar{\mathcal{M}} = \frac{1}{2} \text{diag}(M_{K^+}^2 - M_{K^0}^2 + M_{\pi^0}^2, M_{K^0}^2 - M_{K^+}^2 + M_{\pi^0}^2, M_{K^+}^2 + M_{K^0}^2 - M_{\pi^0}^2)$.

For the channel indices $\{b, j, a\}$ corresponding to the process $B_a \rightarrow \phi_j B_b$, the channel-space matrix is given by

$$A_X^{b,j,a} = -\frac{D}{\sqrt{2}F_j} \langle \lambda^{b\dagger} \{\lambda^{j\dagger}, \lambda^a\} \rangle - \frac{F}{\sqrt{2}F_j} \langle \lambda^b [\lambda^{j\dagger}, \lambda^a] \rangle.$$

APPENDIX B: SOLUTION OF THE BSE WITH FULL OFF-SHELL DEPENDENCE

Here, we present a technique for a solution of the Bethe-Salpeter equation (1) with the full off-shell dependence. This method does not rely on any approximation of the BSE which are used very often in the literature, i.e., on-shell approximation or a three-dimensional reduction of the BSE to the Lippmann-Schwinger equation. It also is applicable for any kernel with only one restriction: The interaction kernel must consist of local terms only. Thus, the solution of the BSE corresponds to an infinite chain of the Feynman bubble diagrams as presented in Fig. 1. To keep this section short, we will restrict the form of the kernel to the one used in the main text of this work. Up to the next-to-leading chiral order, the meson-baryon local potential is given by the following form

$$V(q_2, q_1; p) = \sum_{i=1}^6 A_i \mathcal{D}_i(q_2, q_1; p), \quad (\text{B1})$$

with

$$\begin{aligned}
 \mathcal{D}(q_2, q_1; p) &= (\not{q}_1, \not{q}_2, (q_1 \cdot q_2), \not{q}_2 \not{q}_1, \mathbb{1}, (\not{q}_2 (q_1 \cdot p), \not{q}_1 (q_2 \cdot p)), \\
 A &= (A_{WT}, A_{WT}, (A_{14} + 2A_{57}), A_{57}, A_M, A_{811}, A_{811}),
 \end{aligned}$$

where $q_{1/2}$ and p denote the four-momentum of the in-/outgoing meson and the overall four-momentum of the scattering process. The capital letters A denote the channel space structures specified in the Appendix A, where also the $\mathbb{1}$ corresponds to a unity matrix.

As already discussed, the solution of the BSE corresponds to an infinite chain of Feynman diagrams which reads

$$\begin{aligned}
 T(q_2, q_1; p) &= V(q_2, q_1; p) + i \int \frac{d^d l}{(2\pi)^d} V(\not{q}_2, \not{l}; p) \\
 &\quad \times \frac{p \not{p} - \not{l} + m}{((p-l)^2 - m^2)(l^2 - M^2)} V(\not{l}, \not{q}_1; p) + \dots,
 \end{aligned}$$

where we again have suppressed the channel indices keeping in mind that T and V are matrices in channel space. From the last equation one easily sees that the iterative use of the interaction potential introduces new Dirac-momentum structures additionally to those of \mathcal{D} . The number of those is limited ensuring that one can separate the channel space structures from the Dirac-momentum structures of the scattering matrix as follows

$$T(q_2, q_1; p) = \sum_{i=1}^{20} T_i(s) \hat{\mathcal{N}}_i(q_2, q_1; p),$$

with

$$\hat{\mathcal{N}}(q_2, q_1; p) := (\not{q}_2, \not{p}\not{q}_1, \not{q}_2\not{p}\not{q}_1, \not{q}_2\not{q}_1, \not{p}\not{q}_1(q_2 \cdot p), \not{q}_1(q_2 \cdot p), \not{q}_2(q_1 \cdot p), \not{q}_2\not{q}_1, (q_1 \cdot p)(q_2 \cdot p), \not{p}(q_1 \cdot p)(q_2 \cdot p), (q_1 \cdot p), \not{p}(q_1 \cdot p), (q_2 \cdot q_1), \not{p}(q_2 \cdot q_1), \not{q}_2\not{p}, \not{q}_2, \not{p}(q_2 \cdot p), (q_2 \cdot p), \mathbb{1}, \not{p}).$$

Please note that different to the decomposition of the potential V the coefficients $T_i(s)$ still depend on the center-of-mass energy squared, i.e., s . The Dirac-momentum space spanned by the vectors \mathcal{D} is a subspace of those spanned by the vectors $\hat{\mathcal{N}}$. Consequently, the interaction potential V can also be expressed in terms of these vectors. More importantly

$$\forall a \in \hat{\mathcal{N}}(q_2, l; p), b \in \hat{\mathcal{N}}(l, q_1; p): \int \frac{d^d l}{(2\pi)^d} \frac{a(\not{p} - \not{l} + m)b}{((p-l)^2 - m^2)(l^2 - M^2)} \in \hat{\mathcal{N}}(q_2, q_1; p).$$

This ensures that Eq. (1) can be rewritten in a linear equation of the form

$$X^i_j(s)T^j(s) = V^i \quad \text{for } i, j = 1, \dots, 20 \quad \text{and} \quad X \in \text{Mat}^{\hat{\mathcal{N}}(q_2, q_1; p) \times \hat{\mathcal{N}}(q_2, q_1; p)}. \quad (\text{B2})$$

We refrain from presenting the matrix X as well as the solution of Eq. (B2) explicitly for reasons of brevity, but it should be mentioned that every element is a function of the baryon/meson masses, the c.m. energy squared, as well as the scalar loop integrals I_M and I_{MB} , which are collected in Appendix C. Moreover, every element of X is a matrix in the channel space which depends on the LECs as presented in Appendix A. The latter implies a noncommuting character of matrix elements X^i_j , which one should keep in mind while solving Eq. (B2).

APPENDIX C: LOOP INTEGRALS

Here, we collect all loop integrals required for the calculation of the scattering as well as the photoproduction amplitudes. Note that for reasons given in the main part all purely baryonic integrals are set to zero from the beginning. Utilizing dimensional regularization in the $\overline{\text{MS}}$ scheme the one-meson integral is given by

$$I_M(M) := \int_{\overline{\text{MS}}} \frac{d^d l}{(2\pi)^d} \frac{i}{l^2 - M^2 + i\epsilon} \stackrel{d=4}{=} \frac{1}{16\pi^2} \left[2M^2 \log\left(\frac{M}{\mu}\right) \right],$$

where μ is the regularization scale and M denotes the meson mass. We use in the following the common abbreviation $\lambda(a, b, c) = a^2 + b^2 + c^2 - 2ab - 2ac - 2bc$, such that the meson-baryon (of masses M and m , respectively) integral reads

$$I_{MB}(s, M, m) := \int_{\overline{\text{MS}}} \frac{d^d l}{(2\pi)^d} \frac{1}{l^2 - M^2 + i\epsilon} \frac{i}{(l-p)^2 - m^2 + i\epsilon} \stackrel{d=4}{=} \frac{1}{16\pi^2} \left[-1 + 2 \log\left(\frac{m}{\mu}\right) + \frac{M^2 - m^2 + s}{s} \log\left(\frac{M}{m}\right) - 2 \frac{\sqrt{\lambda(s, M, m)}}{s} \operatorname{arctanh}\left(\frac{\sqrt{\lambda(s, M, m)}}{(m+M)^2 - s}\right) \right].$$

The photoproduction amplitude involves further loop integrals. The triangle graph of class ‘‘D’’ in Fig. 10 gives rise to a meson-meson-baryon as well as, via the Passarino-Veltman reduction, a meson-meson loop integral at $s = k^2$, which read

$$I_{MM}(k^2, M) := \int_{\overline{\text{MS}}} \frac{d^d l}{(2\pi)^d} \frac{1}{l^2 - M^2 + i\epsilon} \frac{i}{(l-k)^2 - M^2 + i\epsilon} \stackrel{d=4}{=} \frac{1}{16\pi^2} \left[-2 + 2 \log\left(\frac{M}{\mu}\right) - 2 \frac{\sqrt{\lambda(s, M, M)}}{s} \operatorname{arctanh}\left(\frac{\sqrt{\lambda(s, M, M)}}{4M^2 - s}\right) \right],$$

$$I_{MMB}(s, k^2, M, m) := \int_{\overline{\text{MS}}} \frac{d^d l}{(2\pi)^d} \frac{1}{l^2 - M^2 + i\epsilon} \frac{1}{(l-k)^2 - M^2 + i\epsilon} \frac{i}{(l-k-p_1)^2 - m^2 + i\epsilon},$$

where $p_1 = p - q'$ is the four-momentum of the incoming proton. We wish to emphasize that the photon coupled to a meson propagator does not induce a transition of this meson. Differently, coupled to a baryon propagator it can induce the $\Sigma^0 \leftrightarrow \Lambda$ transition. Thus a meson-baryon-baryon loop integral required for the calculation of Feynman diagrams of class ‘‘E’’ reads in general

$$I_{MBB}(s, k^2, M, m_1, m_2) := \int_{\overline{\text{MS}}} \frac{d^d l}{(2\pi)^d} \frac{1}{l^2 - M^2 + i\epsilon} \frac{i}{(l-p_1)^2 - m_1^2 + i\epsilon} \frac{i}{(l-k-p_1)^2 - m_2^2 + i\epsilon}.$$

Both last integrals cannot be written in terms of elementary functions. We solve both integrals utilizing Cutkosky rules to calculate the imaginary part of the meson-baryon-baryon integral. A unsubtracted dispersion relation then gives the real part of the loop integral as follows,

$$\begin{aligned} \text{Im}(I_{M_{BB}}(s, k^2, M, m_1, m_2)) &= \frac{1}{32\pi k_{\text{cms}}\sqrt{s}} \log\left(\frac{m_1^2 - m_2^2 + k^2 - 2k_0q_0 - 2q_{\text{cms}}k_{\text{cms}}}{m_1^2 - m_2^2 + k^2 - 2k_0q_0 + 2q_{\text{cms}}k_{\text{cms}}}\right), \\ \text{Re}(I_{M_{BB}}(s, k^2, M, m_1, m_2)) &= \frac{1}{\pi} \int_{(m_2+M)^2}^{\infty} ds' \frac{\text{Im}(I_{M_{BB}}(s', k^2, M, m_1, m_2))}{s' - s}, \end{aligned}$$

where $k_{\text{cms}} = \sqrt{\lambda(s, p_1^2, k^2)}/(2\sqrt{s})$, $q_{\text{cms}} = \sqrt{\lambda(s, m_1^2, M^2)}/(2\sqrt{s})$ and $k_0 = \sqrt{k_{\text{cms}}^2 + k^2}$, $q_0 = \sqrt{q_{\text{cms}}^2 + M^2}$. The same holds for the $I_{M_{BB}}$, where in the last formulas one has to replace: $m_1 \rightarrow M$ and $m_2 \rightarrow m$.

APPENDIX D: PARTIAL WAVE ANALYSIS OF $\pi N \rightarrow \eta N$ SCATTERING

The pion-induced eta production off the neutron is dominated by the contribution of the nearby nucleon resonances, i.e., the $S_{11}(1535)$ and $D_{13}(1520)$. From the previous study of elastic πN scattering, we already know that the first one is described perfectly as a dynamically generated resonance within our approach, whereas the d -wave resonance is not. Thus we wish to clarify whether an ansatz for the scattering amplitudes, which contains s - and p -waves only, is capable to generate a $\cos^2(\theta)$ -like behavior of the differential cross sections $d\sigma/d\Omega(s, \cos(\theta))$ (θ here denotes the scattering angle in the c.m. frame). As a matter of fact this generation of a $\cos^2(\theta)$ -like structure through the iteration of p -waves does not seem to be appreciated in several experimental works, see e.g., Ref. [14]. There, the presence of a $\cos^2(\theta)$ -behavior in the shape of a differential cross section is assumed to be a direct indication for a d -wave dominance.

Let us start from the most general form of the T matrix, which is invariant under Lorentz as well as parity transformations. For the scattering of a meson-baryon system from initial state (i) with the meson momentum (q), and baryon momentum and spin (p, s) to the final state (f) with meson momentum (q'), and baryon momentum and spin (p', s'), it reads with the usual conventions used by H\"ohler [65]

$$M_{fi} = \frac{1}{8\pi\sqrt{s}} \bar{u}_f(p', s') \left\{ A_{fi}(s, t) + \frac{1}{2}(\not{q} + \not{q}') B_{fi}(s, t) \right\} u_i(p, s),$$

where $s = P^2 := (p + q)^2 = (p' + q')^2$ and $t = (q - q')^2 = (p - p')^2$ are the Mandelstam variables. The amplitudes A and B can be recombined to the scattering amplitude on the mass shell $T_{\text{ON}}(\not{q}', \not{q}; P)$ as follows

$$\begin{aligned} T_{\text{ON}}(\not{q}', \not{q}; P) &= T_{\text{ON}}^0(s, \mathbf{z}) + \not{P} T_{\text{ON}}^1(s, \mathbf{z}) \\ &= A(s, t) + \frac{1}{2}(\not{q} + \not{q}') B(s, t). \end{aligned}$$

Here, $z = \cos(\theta)$ is the standard representation of the scattering angle. In fact, z is related to the Mandelstam t via

$$t = M_f^2 + M_i^2 - 2\sqrt{q_i^2 + M_i^2}\sqrt{q_f^2 + M_f^2} + 2q_i q_f z,$$

where $q_{i/f}$ is the modulus of the center-of-mass momentum of the in- and outgoing system, respectively. Suppressing the kinematic variables for the moment, the differential cross section in the center-of-mass system reads

$$\begin{aligned} \left(\frac{d\sigma(i \rightarrow f)}{d\Omega}\right) &= \frac{1}{64\pi^2} \frac{q_f}{q_i} \\ &\times \frac{1}{2} \sum_{s, s'} |\bar{u}_f(p', s') \{ T_{\text{ON}}^{0;fi} + \not{P} T_{\text{ON}}^{1;fi} \} u_i(p, s)|^2. \end{aligned}$$

For Dirac spinors normalized such that $\bar{u}_f(p)u_i(p) = 2m\delta_{fi}$, and suppressing for brevity the channel indices, the spin sum can be calculated in terms of T_{ON}^0 and T_{ON}^1 as follows

$$\begin{aligned} &\frac{1}{2} \sum_{s, s'} |\bar{u}_f(p', s') \{ T_{\text{ON}}^0 + P T_{\text{ON}}^1 \} u_i(p, s)|^2 \\ &= c_{00} |T_{\text{ON}}^0|^2 + 2c_{01} \text{Re}(T_{\text{ON}}^{1*} T_{\text{ON}}^0) + c_{11} |T_{\text{ON}}^1|^2, \end{aligned}$$

where

$$\begin{aligned} c_{00} &= \frac{1}{2s} ((s + m_i^2 - M_i^2)(s + m_f^2 - M_f^2) + 4s(m_i m_f - z q_f q_i)), \\ c_{01} &= m_i(s + m_f^2 - M_f^2) + m_f(s + m_i^2 - M_i^2), \\ c_{11} &= \frac{1}{2} ((s + m_i^2 - M_i^2)(s + m_f^2 - M_f^2) + 4s(m_i m_f + z q_f q_i)). \end{aligned}$$

The above formulas specify all required kinematics and spin structure. The dynamical input is incorporated within the scattering amplitudes, A and B . In the main body of this work, these are taken to be solutions of the BSE. In view of the above question, we wish to make an ansatz for the scattering amplitudes. First of all, the standard amplitudes A and B can be expanded in Legendre polynomials $P_l(z)$ as follows

$$\begin{aligned} \frac{A(s, t)}{4\pi} &= \frac{\sqrt{W_{\text{cms}} + m_i}}{\sqrt{E_{\text{cms};i} + m_i}} f_1(s, t) \frac{\sqrt{W_{\text{cms}} + m_f}}{\sqrt{E_{\text{cms};f} + m_f}} \\ &\quad - \frac{\sqrt{W_{\text{cms}} - m_i}}{\sqrt{E_{\text{cms};i} - m_i}} f_2(s, t) \frac{\sqrt{W_{\text{cms}} - m_f}}{\sqrt{E_{\text{cms};f} - m_f}}, \\ \frac{B(s, t)}{4\pi} &= \frac{1}{\sqrt{E_{\text{cms};i} + m_i}} f_1(s, t) \frac{1}{\sqrt{E_{\text{cms};f} + m_f}} \\ &\quad + \frac{1}{\sqrt{E_{\text{cms};i} - m_i}} f_2(s, t) \frac{1}{\sqrt{E_{\text{cms};f} - m_f}}, \end{aligned}$$

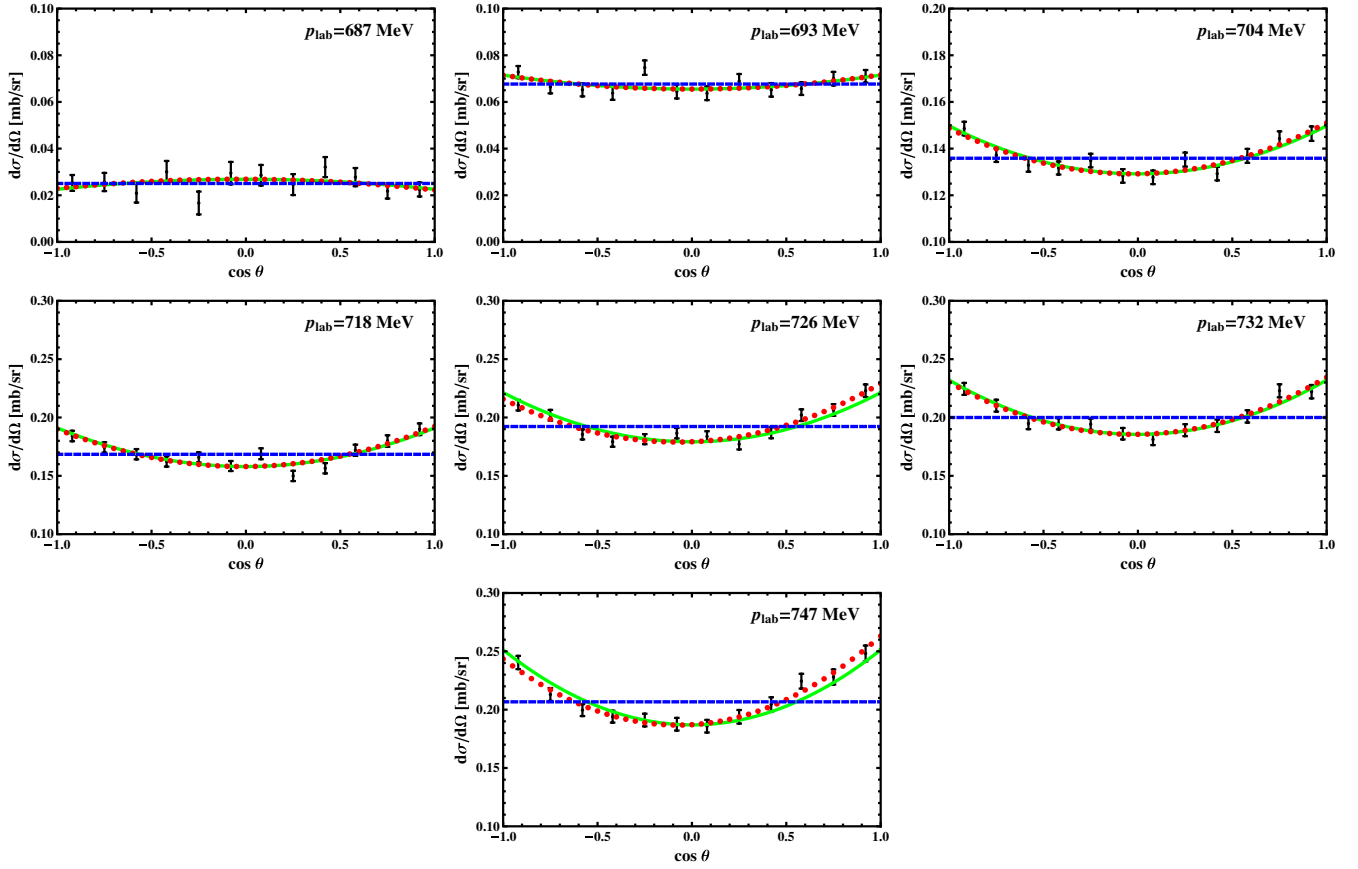


FIG. 17 (color online). Best fits of three assumed scenarios to the data of the differential cross sections from Ref. [14] for different pion momenta p_{lab} . The dashed (blue), red (dotted) and green (full) line correspond to the first, second and third scenario, respectively, as described in the text.

where $W_{\text{cms}} = \sqrt{s}$ and $E_{\text{cms};i/f} = \sqrt{q_{i/f}^2 + m_{i/f}^2}$. After a variable transformation the amplitudes $f_{1,2}$ are related to the commonly used partial wave amplitudes $f_{l\pm}(s)$ as follows [65,66],

$$f_1(s, z) = \sum_{l=1}^{\infty} (f_{(l-1)+}(s) - f_{(l+1)-}(s)) P'_l(z),$$

$$f_2(s, z) = \sum_{l=1}^{\infty} (f_{l-}(s) - f_{l+}(s)) P'_l(z).$$

For the purpose of this section, we do not consider additional constraints for the partial wave amplitudes, e.g., due to analyticity or unitarity. Thus, both real and imaginary parts of those are used as free parameters, which will be adjusted to reproduce the data on differential cross sections for the process $\pi^- N \rightarrow \eta N$, measured by Prakhov *et al.*, see Ref. [14]. For the truncation of the partial wave expansion we assume three different scenarios:

- (1) The scattering amplitude contains only the s -wave dynamically, meant in the sense of the above discussion. Free parameters are $\{\text{Re}(f_{0+}), \text{Im}(f_{0+})\}$.

- (2) Both, s - and p -waves are included dynamically. This is the case for the solution of the BSE with contact terms from NLO chiral Lagrangian as performed in our approach. Without restricting the parity of the p -waves, we end up with the following free parameters for this scenario: $\{\text{Re}(f_{0+}), \text{Im}(f_{0+}), \text{Re}(f_{1-}), \text{Im}(f_{1-}), \text{Re}(f_{1+}), \text{Im}(f_{1+})\}$.
- (3) The scattering amplitude is determined by s - and d -wave (for instance D_{13}), whereas the p -wave is negligible. This is the case for the process $\pi N \rightarrow \eta N$ from the phenomenological point of view. For phenomenological reasons we assume only the D_{13} wave to be non-negligible. Thus, the free parameters are $\{\text{Re}(f_{0+}), \text{Im}(f_{0+}), \text{Re}(f_{2-}), \text{Im}(f_{2-})\}$.

For each incident π^- momenta separately and for each scenario, we obtain best fits as presented in Fig. 17. As expected, the first scenario is only capable to fit the data at lowest beam momenta. The s -wave is dominant at low energies, however, at higher energies it lacks the angular dependence and thus fails to describe the data properly. Going to higher beam momenta, both the second and third scenarios describe the data equally well. It turns out that the presence of p -waves of both parities is required to reproduce the z^2 behavior. Thus, although our approach

based on the unitarization of the NLO chiral potential does not produce d -waves in the sense of the above discussion, it is capable to reproduce the data on differential cross sections well enough.

APPENDIX E: ONE-PHOTON VERTICES

For all vertices the in- and outgoing meson and baryon are denoted by the channel index $i(j)$ and $a(b)$, respectively, whereas the charge of the corresponding particle is denoted by Q . All required photon-induced vertices W from the leading-order chiral Lagrangian Eq. (2) read

$$\begin{aligned}
 W_{\gamma\phi B \rightarrow \phi B}^{\mu b,j,i,a} &= iA_{14} \cdot (Q_j q_1^\mu + Q_i q_2^\mu) + iA_{57} \cdot (Q_j [\gamma^\mu, \not{q}_1] + Q_i [\gamma^\mu, \not{q}_2]) + iA_{811} \cdot (Q_j \gamma^\mu (q_1, p_1 + q_1) \\
 &+ Q_j \not{q}_1 (q_1^\mu + p_1^\mu) + Q_i \gamma^\mu (q_2, q_2 + p_2) + Q_i \not{q}_2 (q_2^\mu + p_2^\mu) + \not{q}_1 q_1^\mu + \not{q}_2 q_2^\mu) - \frac{ie}{2F_1 F_j} (b_{12} \langle \lambda^{b\dagger} [Q_i [\lambda^i, \lambda^{j\dagger}] \\
 &- Q_j [\lambda^{j\dagger}, \lambda^i], \lambda^a] \rangle + b_{13} \langle \lambda^{b\dagger} \{Q_i [\lambda^i, \lambda^{j\dagger}] - Q_j [\lambda^{j\dagger}, \lambda^i], \lambda^a\} \rangle) \cdot (\not{k} \gamma^\mu - \gamma^\mu \not{k}).
 \end{aligned}$$

The latter expression originates from the electromagnetic field-strength tensor $f_+^{\mu\nu}$. Furthermore, the same term gives rise to an additional coupling of the photon to a baryon, which does not vanish for electrically neutral baryons. It also induces a baryon transition $\Sigma^0 \leftrightarrow \Lambda$, and the corresponding vertex reads

$$\begin{aligned}
 W_{\gamma B \rightarrow B}^{\mu b,a} &= 2ie (b_{12} \langle \lambda^{b\dagger} [Q, \lambda^a] \rangle + b_{13} \langle \lambda^{b\dagger} \{Q, \lambda^a\} \rangle) \\
 &\cdot (\not{k} \gamma^\mu - \gamma^\mu \not{k}),
 \end{aligned}$$

where $Q = \text{diag}(2/3, -1/3, -1/3)$ is the charge matrix and e is the charge of an electron.

APPENDIX F: MULTIPOLES

In this section we wish to specify the major technical steps on the way from the photoproduction amplitude as calculated utilizing usual Feynman rules to the multipole amplitudes as well as to the cross sections. In large parts of this section, we use the conventions of Ref. [45] and start from the most general Lorentz covariant transition matrix element for the process of meson (ϕ_f) production of the baryon (B_i) via an incoming photon ($\gamma(k)$), i.e., $\gamma(k)B_i(p-k) \rightarrow B_f(p-q)\phi_f(q)$. It reads

$$T_{fi} = i\epsilon_\mu \bar{u}_f \left(\sum_{k=1}^8 \mathcal{B}_k \mathcal{N}_k^\mu \right) u_i, \quad (\text{F1})$$

where ϵ_μ is the photon polarization vector. The initial and final Dirac spinors u_i and u_f are normalized like $\bar{u}u = 2m$, with m the mass of the corresponding baryon. The coefficients \mathcal{B}_i are functions of the coefficients of the hadronic scattering amplitude $\{T_i; i = 1, \dots, 20\}$ as defined in the Appendix B, loop integrals from Appendix C as well

$$\begin{aligned}
 W_{\gamma B \rightarrow B}^{\mu b;a} &= ie Q_a \cdot \gamma^\mu, \\
 W_{\gamma\phi \rightarrow \phi}^{\mu j;i} &= ie Q_i \cdot (2q_2^\mu - k^\mu), \\
 W_{\gamma B \rightarrow \phi B}^{\mu b,j;a} &= ie Q_j A_x^{b,j;a} \cdot \gamma^\mu \gamma^5, \\
 W_{\gamma\phi B \rightarrow \phi B}^{\mu b,j,i,a} &= -ie (Q_i + Q_j) A_{WT}^{b,j,i,a} \cdot \gamma^\mu,
 \end{aligned}$$

where q_2 denotes the four-momentum of the produced (outgoing) meson. The vertices from the second-order chiral Lagrangian (7) possess more involved channel structures, which, for instance, can be traced back elegantly to the already defined channel matrices in A. The interaction vertex for the process $\gamma(k)\phi_i(q_1)B_a(p_1) \rightarrow \phi_j(q_2)B_b(p_2)$ reads

as vertices from Appendix A. Since both baryons are on shell, there are only eight different structures, i.e., $\mathcal{N}_i^\mu \in \{\gamma_5 \gamma^\mu \not{k}, 2\gamma_5 P^\mu, 2\gamma_5 q^\mu, 2\gamma_5 k^\mu, \gamma_5 \gamma^\mu, \gamma_5 \not{k} P^\mu, \gamma_5 \not{k} q^\mu\}$ with $P = \frac{1}{2}(2p - q - k)$.

Fixing the axis of quantization to the z axis, one is able to reduce the Dirac spinors to the two-component spinors χ as follows

$$T_{fi} = 8\pi\sqrt{s} \chi_f^\dagger \sum_{k=1}^8 \mathcal{F}_k \mathcal{G}_k \chi_i. \quad (\text{F2})$$

This gives rise to the so-called Chew, Goldberger, Low, and Nambu (CGLN) [66] amplitudes \mathcal{F}_i , which are defined in the basis given by $\mathcal{G}_k \in \{i(\vec{\sigma} \cdot \vec{\epsilon}), (\vec{\sigma} \cdot \hat{q})(\vec{\sigma} \cdot [\hat{k} \times \vec{\epsilon}]), i(\vec{\sigma} \cdot \hat{k}) \times (\hat{q} \cdot \vec{\epsilon}), i(\vec{\sigma} \cdot \hat{q})(\hat{q} \cdot \vec{\epsilon}), i(\vec{\sigma} \cdot \hat{k})(\hat{k} \cdot \vec{\epsilon}), i(\vec{\sigma} \cdot \hat{q})(\hat{k} \cdot \vec{\epsilon}), i(\vec{\sigma} \cdot \hat{q})(\hat{k} \cdot \vec{\epsilon}), i(\vec{\sigma} \cdot \hat{q})\epsilon_0, i(\vec{\sigma} \cdot \hat{k})\epsilon_0\}$. Here, an arrow denotes a three-dimensional vector and a hat, a normalized three-vector. Due to current conservation, two of the eight CGLN amplitudes can be eliminated via

$$\begin{aligned}
 \mathcal{F}_1 + (\hat{k} \cdot \hat{q})\mathcal{F}_3 + \mathcal{F}_5 - \frac{k_0}{|k|}\mathcal{F}_8 &= 0 \quad \text{and} \\
 (\hat{k} \cdot \hat{q})\mathcal{F}_4 + \mathcal{F}_6 - \frac{k_0}{|k|}\mathcal{F}_7 &= 0,
 \end{aligned}$$

which serves as a good check of our calculation. To a further extent, two of the remaining six amplitudes are accompanied by scalar components of ϵ only and thus have no influence on photoproduction amplitudes, i.e., processes including real photons. Finally, the lowest electric multipole E_{0+} can be calculated as follows

$$E_{0+} = \int_{-1}^1 dz \left(\frac{1}{2} P_0 \mathcal{F}_1 - \frac{1}{2} P_1 \mathcal{F}_2 + \frac{1}{6} (P_0 - P_2) \mathcal{F}_2 \right), \quad (\text{F3})$$

where P_l denote the Legendre polynomials. The latter as well as the CGLN amplitudes are functions of the cosine of the scattering angle in the c.m. system, z . The unpolarized differential cross section for meson photoproduction is given by

$$\frac{d\sigma}{d\Omega} = \frac{|q|}{|k|} \left(|\mathcal{F}_1|^2 + |\mathcal{F}_2|^2 + \frac{1}{2} |\mathcal{F}_3|^2 + \frac{1}{2} |\mathcal{F}_4|^2 + \text{Re}(\mathcal{F}_1 \mathcal{F}_4^*) + \text{Re}(\mathcal{F}_2 \mathcal{F}_3^*) + z \text{Re}(\mathcal{F}_3 \mathcal{F}_4^* - 2\mathcal{F}_1 \mathcal{F}_2^*) - z^2 \left(\frac{1}{2} |\mathcal{F}_3|^2 + \frac{1}{2} |\mathcal{F}_4|^2 + \text{Re}(\mathcal{F}_1 \mathcal{F}_4^* + \mathcal{F}_2 \mathcal{F}_3^*) \right) - z^3 \text{Re}(\mathcal{F}_3 \mathcal{F}_4^*) \right). \quad (\text{F4})$$

-
- [1] N. Kaiser, P. B. Siegel, and W. Weise, *Nucl. Phys.* **A594**, 325 (1995).
- [2] N. Kaiser, P. B. Siegel, and W. Weise, *Phys. Lett. B* **362**, 23 (1995).
- [3] E. Oset and A. Ramos, *Nucl. Phys.* **A635**, 99 (1998).
- [4] J. A. Oller, E. Oset, and A. Ramos, *Prog. Part. Nucl. Phys.* **45**, 157 (2000).
- [5] J. A. Oller and U.-G. Meißner, *Phys. Lett. B* **500**, 263 (2001).
- [6] M. F. M. Lutz and E. E. Kolomeitsev, *Nucl. Phys.* **A700**, 193 (2002).
- [7] P. C. Bruns, M. Mai, and U.-G. Meißner, *Phys. Lett. B* **697**, 254 (2011).
- [8] Y. Ikeda, T. Hyodo, and W. Weise, *Nucl. Phys.* **A881**, 98 (2012).
- [9] M. Mai and U.-G. Meißner, [arXiv:1202.2030](https://arxiv.org/abs/1202.2030).
- [10] B. Borasoy, P. C. Bruns, U.-G. Meißner, and R. Nißler, *Eur. Phys. J. A* **34**, 161 (2007).
- [11] D. Ruic, M. Mai, and U.-G. Meißner, *Phys. Lett. B* **704**, 659 (2011).
- [12] M. Frink and U.-G. Meißner, *Eur. Phys. J. A* **29**, 255 (2006).
- [13] J. Beringer *et al.* (Particle Data Group), *Phys. Rev. D* **86**, 010001 (2012).
- [14] S. Prakhov, B. M. K. Nefkens, C. E. Allgower, R. A. Arndt, V. Bekrenev, W. J. Briscoe, M. Clajus, and J. R. Comfort *et al.*, *Phys. Rev. C* **72**, 015203 (2005).
- [15] C. Ditsche, M. Hoferichter, B. Kubis, and U.-G. Meißner, *J. High Energy Phys.* **06** (2012) 043.
- [16] A. Gasparyan and M. F. M. Lutz, *Nucl. Phys.* **A848**, 126 (2010).
- [17] U.-G. Meißner and J. A. Oller, *Nucl. Phys.* **A673**, 311 (2000).
- [18] M. Mai, P. C. Bruns, B. Kubis, and U.-G. Meißner, *Phys. Rev. D* **80**, 094006 (2009).
- [19] Y. R. Liu and S. L. Zhu, *Phys. Rev. D* **75**, 034003 (2007).
- [20] N. Kaiser, *Phys. Rev. C* **64**, 045204 (2001), **73**, 069902(E) (2006).
- [21] E. E. Salpeter and H. A. Bethe, *Phys. Rev.* **84**, 1232 (1951).
- [22] M. E. Peskin and D. V. Schroeder, *An Introduction to Quantum Field Theory* (Westview Press, Boulder, 1995).
- [23] R. Nißler, Ph.D. thesis, University of Bonn (2008), <http://hss.ulb.uni-bonn.de/2008/1316/1316.htm>.
- [24] E. Epelbaum, H.-W. Hammer, and U.-G. Meißner, *Rev. Mod. Phys.* **81**, 1773 (2009).
- [25] J. Carbonell and V. A. Karmanov, *Eur. Phys. J. A* **27**, 11 (2006).
- [26] T. Nieuwenhuis and J. A. Tjon, *Phys. Rev. Lett.* **77**, 814 (1996).
- [27] P. C. Bruns and M. Mai (to be published).
- [28] A. Krause, *Helv. Phys. Acta* **63**, 3 (1990).
- [29] M. Frink and U.-G. Meißner, *J. High Energy Phys.* **07** (2004) 028.
- [30] J. A. Oller, M. Verbeni, and J. Prades, *J. High Energy Phys.* **09** (2006) 079.
- [31] T. Fuchs, J. Gegelia, G. Japaridze, and S. Scherer, *Phys. Rev. D* **68**, 056005 (2003).
- [32] J. Nieves and E. R. Arriola, *Phys. Rev. D* **64**, 116008 (2001).
- [33] J. Nieves and E. R. Arriola, *Nucl. Phys.* **A679**, 57 (2000).
- [34] P. C. Bruns, Ph. D. thesis, University of Bonn, 2009, <http://hss.ulb.uni-bonn.de/2009/1831/1831.htm>.
- [35] R. L. Workman, R. A. Arndt, W. J. Briscoe, M. W. Paris, and I. I. Strakovsky, *Phys. Rev. C* **86**, 035202 (2012).
- [36] R. Koch, *Nucl. Phys.* **A448**, 707 (1986).
- [37] S. Prakhov (private communication).
- [38] Minuit2 released in ROOT 5.22/00 [<http://lcgapp.cern.ch/project/cls/work-packages/mathlibs/minuit/>].
- [39] V. Baru, C. Hanhart, M. Hoferichter, B. Kubis, A. Nogga, and D. R. Phillips, *Phys. Lett. B* **694**, 473 (2011).
- [40] A. M. Gasparyan, J. Haidenbauer, C. Hanhart, and J. Speth, *Phys. Rev. C* **68**, 045207 (2003).
- [41] M. F. M. Lutz and M. Soyeur, *Nucl. Phys.* **A773**, 239 (2006).
- [42] R. A. Arndt, W. J. Briscoe, T. W. Morrison, I. I. Strakovsky, R. L. Workman, and A. B. Gridnev, *Phys. Rev. C* **72**, 045202 (2005).
- [43] M. Döring and K. Nakayama, *Eur. Phys. J. A* **43**, 83 (2010).
- [44] K. M. Watson, *Phys. Rev.* **95**, 228 (1954).
- [45] F. A. Berends, A. Donnachie, and D. L. Weaver, *Nucl. Phys.* **B4**, 1 (1967).
- [46] V. Bernard, N. Kaiser, and U.-G. Meißner, *Nucl. Phys.* **B383**, 442 (1992).
- [47] V. Bernard, N. Kaiser, and U.-G. Meißner, *Z. Phys. C* **70**, 483 (1996).
- [48] F. Huang, M. Döring, H. Haberzettl, J. Haidenbauer, C. Hanhart, S. Krewald, U.-G. Meißner, and K. Nakayama, *Phys. Rev. C* **85**, 054003 (2012).
- [49] A. N. Kvinikhidze and B. Blankleider, *Phys. Rev. C* **60**, 044003 (1999).

- [50] F. Gross and D.O. Riska, *Phys. Rev. C* **36**, 1928 (1987).
- [51] C.H.M. van Antwerpen and I.R. Afnan, *Phys. Rev. C* **52**, 554 (1995).
- [52] B. Borasoy, P.C. Bruns, U.-G. Meißner, and R. Nibler, *Phys. Rev. C* **72**, 065201 (2005).
- [53] Y. Surya and F. Gross, *Phys. Rev. C* **53**, 2422 (1996).
- [54] J. Liu *et al.* (UCNA Collaboration), *Phys. Rev. Lett.* **105**, 181803 (2010).
- [55] R.L. Jaffe and A. Manohar, *Nucl. Phys.* **B337**, 509 (1990).
- [56] B. Kubis and U.-G. Meißner, *Eur. Phys. J. C* **18**, 747 (2001).
- [57] D. Drechsel, S.S. Kamalov, and L. Tiator, *Eur. Phys. J. A* **34**, 69 (2007).
- [58] R.L. Workman, M.W. Paris, W.J. Briscoe, and I.I. Strakovsky, *Phys. Rev. C* **86**, 015202 (2012).
- [59] V. Bernard, N. Kaiser, and U.-G. Meißner, *Int. J. Mod. Phys. E* **04**, 193 (1995).
- [60] R. Beck, F. Kalleicher, B. Schoch, J. Vogt, G. Koch, H. Ströher, V. Metag, J. McGeorge, J. Kellie, and S. Hall, *Phys. Rev. Lett.* **65**, 1841 (1990).
- [61] J.P. Burg, *Ann. Phys. (Paris)* **10**, 363 (1965).
- [62] M.J. Adamovitch *et al.*, *Sov. J. Nucl. Phys.* **2**, 95 (1966).
- [63] W.-T. Chiang, S.-N. Yang, L. Tiator, and D. Drechsel, *Nucl. Phys.* **A700**, 429 (2002).
- [64] A.V. Anisovich, E. Klempt, V.A. Nikonov, M.A. Matveev, A.V. Sarantsev, and U. Thoma, *Eur. Phys. J. A* **44**, 203 (2010).
- [65] G. Höhler, *Landolt-Boernstein* (Springer-Verlag, Berlin, 1983)
- [66] G.F. Chew, M.L. Goldberger, F.E. Low, and Y. Nambu, *Phys. Rev.* **106**, 1337 (1957).