

Calculating the charge of a jet

Wouter J. Waalewijn

Department of Physics, University of California at San Diego, La Jolla, California 92093, USA

(Received 18 September 2012; published 19 November 2012)

Jet charge has played an important role in experimentally testing the parton model and the Standard Model, and has many potential LHC applications. The energy-weighted charge of a jet is not an infrared-safe quantity, so hadronization must be taken into account. Here we develop the formalism to calculate it, cleanly separating the nonperturbative from the perturbative physics, which we compute at one-loop order. We first study the average and width of the jet charge distribution, for which the nonperturbative input is related to (dihadron) fragmentation functions. In an alternative and novel approach, we consider the full nonperturbative jet charge distribution and calculate its evolution and jet algorithm corrections, which have a natural Monte Carlo-style implementation. Our numerical results are compared to PYTHIA and show reasonable agreement. This calculation can directly be extended to similar track-based observables, such as the total track momentum generated by an energetic parton.

DOI: [10.1103/PhysRevD.86.094030](https://doi.org/10.1103/PhysRevD.86.094030)

PACS numbers: 13.87.Fh, 12.38.Bx, 12.39.St

I. INTRODUCTION

Jet charge has played an important role in studying and testing aspects of the parton model and of the Standard Model. It was first proposed as a way of measuring the charge of a quark [1]. To reduce the sensitivity to experimental noise, a weighted definition of jet charge was proposed in Ref. [2],

$$Q_\kappa^i = \sum_{h \in \text{jet}} z_h^\kappa Q_h, \quad (1)$$

where the parton i initiates the jet, and $z_h = E_h/E$ is the fraction of the jet energy carried by the hadron h with charge Q_h . Various choices for κ between 0.2 and 1 have been considered at experiments, and we will comment on the optimal choice in this paper. Reference [2] also presented a calculation of the jet charge in a recursive, probabilistic model.

A first experimental application of jet charge was in deeply inelastic scattering experiments [3–5], finding evidence for quarks in the nucleon. Jet charge also played a role in the measurement of the forward-backward asymmetry in e^+e^- collisions [6,7], which tests the electroweak sector of the Standard Model. Here jet charge was used (roughly speaking) to distinguish the quark and antiquark jet. Other applications of jet charge include distinguishing b from \bar{b} in neutral B meson oscillation measurements [8], assigning jets to the hadronically decaying W^+W^- in a measurement of the triple-gauge-boson couplings [9], and excluding an exotic top quark model at the Tevatron [10].

We anticipate that jet charge will play a role at the LHC, since it is almost the only handle we have to separate quark from antiquark jets or (more ambitiously) distinguish quark flavors [11]. Since jet charge is a track-based observable it is relatively clean from e.g., pile-up contamination. Calculations of jet charge have so far relied on Monte Carlo (MC) programs such as PYTHIA [12,13]. Here we calculate the jet charge using and extending the

framework for fragmentation in jets [14–19] in soft-collinear effective theory (SCET) [20–23]. A brief overview of some of our main results was presented in Ref. [11]. An advantage of our approach is a clean separation of the perturbative physics, described by simple analytic formulas, and the nonperturbative physics, which needs to be modeled or extracted from data. In addition, it provides an estimate of the uncertainty and is systematically improvable by calculating higher orders in perturbation theory or including power corrections.

We want to point out that jet charge is not infrared (IR) safe, as the following example illustrates. A jet consisting of a single quark has jet charge $Q_\kappa^q = Q_q$. If it radiates a gluon with energy fraction z , it has jet charge $Q_\kappa^g = (1-z)^\kappa Q_q$. However, in the collinear limit these two configurations are indistinguishable. Since $Q_q \neq (1-z)^\kappa Q_q$, this is not IR safe (unless $\kappa = 0$). Jet charge must therefore be defined at the level of hadrons, and hadronization effects are crucial. This is also observed in PYTHIA, where the hadronization corrections to jet charge are large, as shown in Fig. 1.

In this paper we follow two approaches. First we calculate the average and width of the jet charge distribution. These are the two most important quantities that determine the power with which jet charge can be used experimentally to separate quarks from antiquarks and distinguish quark flavors. Figure 1 illustrates the challenge: the average jet charge is small compared to the width. We find that the average charge of a quark jet is given by a perturbative coefficient, which contains the dependence on the jet algorithm, multiplied by a nonperturbative number, which can be related to fragmentation functions (FFs) [24,25]. The situation is similar, but more complicated, for the width of the jet charge distribution. The width of quark and gluon jets mix and dihadron fragmentation functions now also contribute to the nonperturbative input.

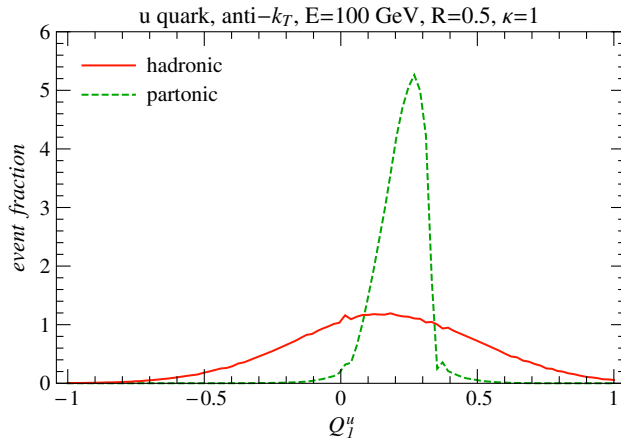


FIG. 1 (color online). The jet charge distribution in PYTHIA at the hadronic and partonic level, for a u -quark jet with $E = 100$ GeV, using the e^+e^- anti- k_T algorithm with $R = 0.5$.

To go beyond the average and width of the jet charge, we pursue a second approach where we start with a non-perturbative charge distribution. We determine the evolution and the jet algorithm corrections to this distribution at one-loop order. On taking the appropriate moments, this reduces to our first approach. A novel feature of this second approach is that the equations can be naturally solved through a parton shower plus hadronization model.

We will show numerical results for the average and width of the jet charge, and compare with PYTHIA. This comparison will be both at the nonperturbative level, where we take FFs as input, and the perturbative level, where we take PYTHIA as input and compare the calculable dependence on the jet energy E and size R . The uncertainties on charge-separated FFs are fairly large, so the former comparison is not particularly constraining. We find reasonable agreement, suggesting that PYTHIA suffices for initial studies of jet charge. Of course this may change as the precision of FFs or the knowledge of jet charge progresses.

There are other track-based observables to which our framework can be applied, such as the number of charged hadrons (tracks) in a jet. Here one could again impose a z^κ weighting as in Eq. (1), or alternatively a cut on z , to remove soft radiation and obtain an experimentally viable quantity. For $\kappa = 1$ this corresponds to the total track momentum generated by an energetic parton.

In Sec. II, we calculate the average and width of the jet charge distribution, and discuss the relationship with (dihadron) FFs. We also introduce dihadron fragmenting jet functions here, and discuss some of their properties. The approach involving a nonperturbative jet charge distribution is presented in Sec. III, and its Monte Carlo implementation is described in Sec. IV. Numerical results and a comparison with PYTHIA are contained in Sec. V. Here we also discuss the optimal choice for κ . In Appendix A and B, we give the perturbative and nonperturbative coefficients that are relevant for our calculation.

II. AVERAGE AND WIDTH OF THE JET CHARGE DISTRIBUTION

A. Average jet charge

We start out by calculating the average charge for a quark jet. (A gluon jet always has average charge zero.) The average of the jet charge in Eq. (1) is

$$\begin{aligned} \langle Q_\kappa^q \rangle &= \frac{1}{\sigma_{q\text{-jet}}} \int d\sigma_{q\text{-jet}} Q_\kappa(\sigma_{q\text{-jet}}) \\ &= \int_0^1 dz z^\kappa \sum_h Q_h \frac{1}{\sigma_{q\text{-jet}}} \frac{d\sigma_{h \in q\text{-jet}}}{dz}, \end{aligned} \quad (2)$$

where $\sigma_{q\text{-jet}}$ is the cross section for producing a quark jet, and $\sigma_{h \in q\text{-jet}}$ is the cross section for producing the jet in which a hadron h is observed.

We calculate these cross sections in the framework for jet production of Refs. [26–28]. For simplicity we only consider e^+e^- collisions and use the e^+e^- version of k_T -type algorithms, with jet size R . (For narrow jets, $R \ll 1$, the extension to pp collisions simply amounts to replacing the jet energy E by the jet transverse momentum p_T , as discussed in Appendix A 2.) A jet energy veto Λ is imposed, to restrict the radiation in the region between jets. The framework is valid for sufficiently narrow, well-separated, energetic jets

$$\tan^2(R/2), \quad \frac{\tan^2(R/2)}{\tan^2(\psi/2)}, \quad \frac{\Lambda}{E_{\min}} \ll 1, \quad (3)$$

where ψ is the minimum angular separation between jets and E_{\min} the minimum jet energy. It is worth emphasizing that the assumptions in Eq. (3), which are used to derive Eq. (4), are more restrictive than is really necessary. For example, our results will still hold when two jets become close,¹ as long as these are not the jets whose charge we want to determine.

Using factorization in SCET, the cross sections at leading power are (schematically) given by²

$$\sigma_{q\text{-jet}} = \int d\Phi_N \text{tr}[H_N S_N] \left(\prod_{\ell=1}^{N-1} J_\ell \right) J_i(E, R, \mu), \quad (4)$$

$$\frac{d\sigma_{h \in q\text{-jet}}}{dz} = \int d\Phi_N \text{tr}[H_N S_N] \left(\prod_{\ell=1}^{N-1} J_\ell \right) G_i^h(E, R, z, \mu).$$

The massless N -body phase space for the jets is denoted by $d\Phi_N$. The hard function H_N describes the hard process, and the soft function S_N the soft radiation. Both H_N and S_N are matrices in color space, and the trace is over color. For each

¹The modifications of Eq. (4) for this case can be obtained from Ref. [29], and do not affect our results.

²This involves the factorization of the phase space constraints from the jet algorithm into separate restrictions on the soft and collinear radiation, as discussed in e.g., Refs. [27,30].

of the jets there is a jet function J_ℓ describing the collinear radiation in the jet. To simplify the discussion, we have singled out a jet of flavor i with energy E .

When a hadron is observed in this jet, J_i is replaced by a fragmenting jet function (FJF) \mathcal{G}_i^h [14,15,18]. We will neglect the contribution from soft radiation to the jet charge, which is suppressed by $\mathcal{O}(\lambda^{2\kappa})$, where the size of the SCET power counting parameter λ is set by Eq. (3). Since soft gluons do not produce an average charge, this additional approximation is absent for the average jet charge. We briefly remind the reader of the most important properties of the FJF: \mathcal{G}_i^h has the same renormalization as the jet function J_i , and can be matched onto fragmentation functions D_j^h ,

$$\mathcal{G}_i^h(E, R, z, \mu) = \sum_i \int_z^1 \frac{dz'}{z'} \mathcal{J}_{ij}(E, R, z', \mu) D_j^h\left(\frac{z}{z'}, \mu\right) \times \left[1 + \mathcal{O}\left(\frac{\Lambda_{\text{QCD}}^2}{4E^2 \tan^2(R/2)}\right) \right]. \quad (5)$$

The perturbative \mathcal{J}_{ij} contain the jet algorithm dependence. The nonperturbative FF D_j^h describes the fragmentation of an energetic hadron h from a parton j in inclusive processes (i.e., without a jet restriction) [24,25]. The FJFs also satisfy certain sum rules [15,18].

Inserting Eq. (4) in Eq. (2), we find that most pieces cancel in the ratio of cross sections, yielding [11]

$$\begin{aligned} \langle Q_\kappa^q \rangle &= \int_0^1 dz z^\kappa \sum_h Q_h \frac{\mathcal{G}_q^h(E, R, z, \mu)}{2(2\pi)^3 J_q(E, R, \mu)} \\ &= \frac{\tilde{\mathcal{J}}_{qq}(E, R, \kappa, \mu)}{2(2\pi)^3 J_q(E, R, \mu)} \sum_h Q_h \tilde{D}_q^h(\kappa, \mu). \end{aligned} \quad (6)$$

Thus jet charge is independent of the process, up to the power corrections in Eq. (3). This also implies that jet charge is not sensitive to nonglobal logarithms [31,32] in the soft function [33–35]. Because the FJF and jet function have the same anomalous dimension, we see that the μ -dependence cancels in Eq. (6), as should be the case.

The last line was obtained using the matching in Eq. (5) for the κ th moment, with

$$\begin{aligned} \tilde{\mathcal{J}}_{ij}(E, R, \kappa, \mu) &= \int_0^1 dz z^\kappa \mathcal{J}_{ij}(E, R, z, \mu), \\ \tilde{D}_j^h(\kappa, \mu) &= \int_0^1 dz z^\kappa D_j^h(z, \mu). \end{aligned} \quad (7)$$

As Eq. (6) shows, the average jet charge depends on one nonperturbative number (for each quark flavor and κ)

$$D_q^O(\kappa, \mu) = \sum_h Q_h \tilde{D}_q^h(\kappa, \mu) \quad (8)$$

related to FFs. Values for D_q^O at $\mu = 1$ GeV are given in Appendix B for several FF sets.

The matching coefficients \mathcal{J}_{ij} and jet functions J_i that enter in Eq. (6) are given at next-to-leading order (NLO) in Appendix A for k_T -type algorithms. (Results for cone algorithms can be found in Ref. [18].) Since there is no distinction between the various k_T -like jet algorithms at this order, we study the difference between the average and width of the jet charge distribution in the e^+e^- version of k_T [36], Cambridge-Aachen (C-A) [37,38], and anti- k_T [39] in PYTHIA. The results are shown in Fig. 2. As these jet algorithms only differ in how they cluster soft radiation, it is not surprising that the difference is only a few percent and grows for small R . The dependence on κ is counter-intuitive: one would expect better agreement for larger values of κ , since that suppresses the soft radiation. Of course this effect is rather small.

The matching coefficients \mathcal{J}_{ij} and the jet functions J_i contain logarithms of $2E \tan(R/2)/\mu$, so one should take $\mu \sim 2E \tan(R/2) \sim ER$ to avoid large logarithms. That this combination of E and R appears can be seen by boosting the jet along the jet axis. This boost invariance is of course spoiled by soft radiation from other jets, which is accounted for by the power corrections in Eq. (3). We have investigated to what extent PYTHIA shows the same invariance in Fig. 3, which provides an estimate of these

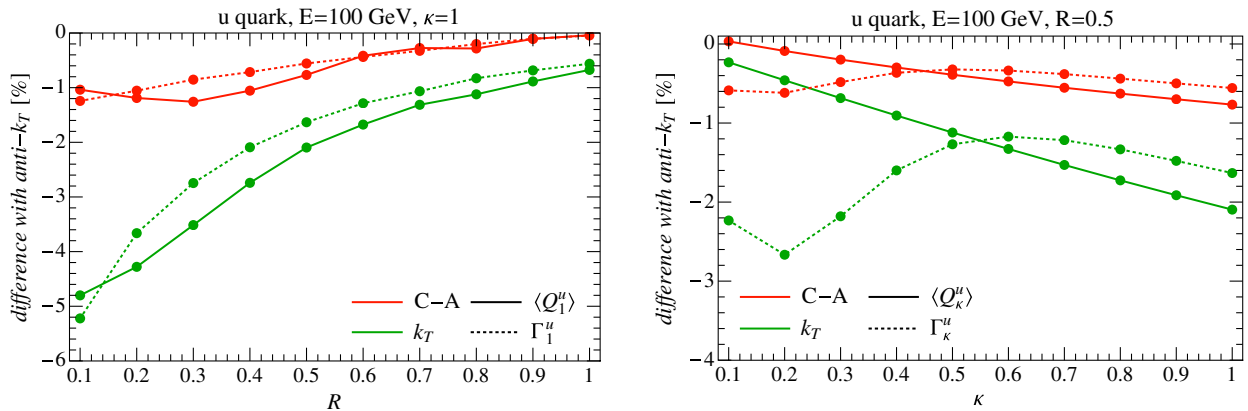


FIG. 2 (color online). The jet algorithm dependence of the average and width of the jet charge distribution, as function of κ and R .

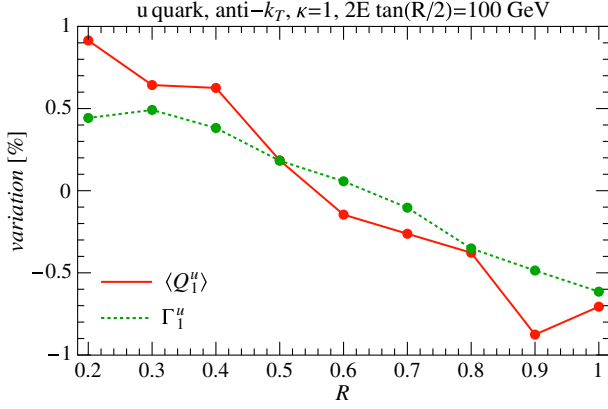


FIG. 3 (color online). The variation of the average and width of the jet charge distribution, keeping $2E \tan(R/2) = 100$ GeV fixed.

power corrections. As you can see, the invariance holds at the percent level.³

To evolve $\tilde{D}_q^Q(\kappa, \mu)$ to $\mu \sim 2E \tan(R/2)$, we need its renormalization group equation

$$\mu \frac{d}{d\mu} \tilde{D}_q^Q(\kappa, \mu) = \frac{\alpha_s(\mu)}{\pi} \tilde{P}_{qq}(\kappa) \tilde{D}_q^Q(\kappa, \mu), \quad (9)$$

which follows directly from that of the FF. Explicit expressions for the one-loop splitting functions are given in Appendix A. Note that the mixing with gluon FFs vanishes to all orders, since a fragmenting gluon produces no net charge. At leading order (LO), the perturbative coefficient in Eq. (6) is 1 and the E and R dependence of the jet is simply governed by Eq. (9). This shows that the average jet charge reduces (dilutes) for larger values of E and R . Of course the relevant question is how this changes relative to the width of the jet charge distribution, which is what we turn to next.

$$\begin{aligned} \langle (Q_\kappa^i)^2 \rangle &= \sum_j \frac{\tilde{J}_{ij}(E, R, 2\kappa, \mu)}{2(2\pi)^3 J_i(E, R, \mu)} \sum_h Q_h^2 \tilde{D}_j^h(2\kappa, \mu) + \int_0^1 dz_1 \int_0^1 dz_2 z_1^\kappa z_2^\kappa \sum_{h_1, h_2} Q_{h_1} Q_{h_2} \frac{\mathcal{G}_i^{h_1 h_2}(E, R, z_1, z_2, \mu)}{2(2\pi)^3 J_i(E, R, \mu)} \\ &= \sum_j \left[\frac{\tilde{J}_{ij}(E, R, 2\kappa, \mu)}{2(2\pi)^3 J_i(E, R, \mu)} \tilde{D}_j^{Q^2}(2\kappa, \mu) + \frac{\tilde{J}_{ij}(E, R, 2\kappa, \mu)}{2(2\pi)^3 J_i(E, R, \mu)} \sum_{h_1, h_2} Q_{h_1} Q_{h_2} \tilde{D}_j^{h_1 h_2}(\kappa, \kappa, \mu) \right. \\ &\quad \left. + \frac{\tilde{J}_{ij}(E, R, \kappa, \mu)}{2(2\pi)^3 J_i(E, R, \mu)} \sum_{h_1, h_2} Q_{h_1} \tilde{D}_j^{h_1}(\kappa, \mu) Q_{h_2} \tilde{D}_{a(ij)}^{h_2}(\kappa, \mu) \right] \\ &= \sum_j \frac{\tilde{J}_{ij}(E, R, 2\kappa, \mu)}{2(2\pi)^3 J_i(E, R, \mu)} \left[\tilde{D}_j^{Q^2}(2\kappa, \mu) + \tilde{D}_j^{QQ}(\kappa, \mu) \right] - \delta_{i,g} \frac{\tilde{J}_{gq}(E, R, \kappa, \mu)}{(2\pi)^3 J_g(E, R, \mu)} \sum_q [\tilde{D}_q^Q(\kappa, \mu)]^2, \end{aligned} \quad (13)$$

as reported in Ref. [11] (except for the last term that only contributes for gluon jets). Here

$$\tilde{J}_{ij}(E, R, \kappa, \mu) = \int_0^1 dz z^\kappa (1-z)^\kappa \mathcal{J}_{ij}(E, R, z, \mu), \quad (14)$$

³This is process dependent and is expected to be larger for hadronic collisions or when more jets are present. We have also taken a quite strong cut Λ on radiation outside the jets here.

B. Width of the jet charge distribution

The width of the jet charge distribution is given by

$$(\Gamma_\kappa^i)^2 = \langle (Q_\kappa^i)^2 \rangle - \langle Q_\kappa^i \rangle^2. \quad (10)$$

It is the same for quarks and antiquarks and does not vanish for gluon jets. In the previous section we calculated $\langle Q_\kappa^i \rangle$, so now we will determine

$$\begin{aligned} \langle (Q_\kappa^i)^2 \rangle &= \sum_n \sum_{h_1, \dots, h_n} S_{h_1, \dots, h_n} \int dz_1 \cdots dz_n \\ &\quad \times (Q_1 z_1^\kappa + \cdots + Q_n z_n^\kappa)^2 \frac{1}{\sigma_{i\text{-jet}}} \frac{d^n \sigma_{h_1 \cdots h_n \in i\text{-jet}}}{dz_1 \cdots dz_n}, \end{aligned} \quad (11)$$

where S_{h_1, \dots, h_n} is the appropriate symmetry factor. After integrating over most of the z_i this simplifies to

$$\begin{aligned} \langle (Q_\kappa^i)^2 \rangle &= \int_0^1 dz z^{2\kappa} \sum_h Q_h^2 \frac{1}{\sigma_{i\text{-jet}}} \frac{d\sigma_{h \in i\text{-jet}}}{dz} \\ &\quad + \int_0^1 dz_1 \int_0^1 dz_2 z_1^\kappa z_2^\kappa \sum_{h_1, h_2} Q_{h_1} Q_{h_2} \\ &\quad \times \frac{1}{\sigma_{i\text{-jet}}} \frac{d\sigma_{h_1, h_2 \in i\text{-jet}}}{dz_1 dz_2}. \end{aligned} \quad (12)$$

Here we used $S_{hh} = 1/2$ and accounted for the factor of 2 for $h_1 \neq h_2$ by including both orderings. The calculation of the first term is completely analogous to that of $\langle Q_\kappa^i \rangle$ in Sec. II A. For the second term we get a dihadron FJF $\mathcal{G}_i^{h_1 h_2}$ instead of a single-hadron FJF. The relevant properties of the dihadron FJF (discussed in the next section) are that it also has the same renormalization as the jet function J_i , and that it can be matched onto (dihadron) fragmentation functions according to Eq. (18). Using this, we find

and the flavor index $a(ij)$, used in an intermediate step, is given by

$$a(ij) = \begin{cases} q & qg, g\bar{q}, \\ \bar{q} & \text{if } ij = \bar{q}g, gq, \\ g & gg, qq, \bar{q}\bar{q}, \end{cases} \quad (15)$$

where the q 's and \bar{q} 's are of the same flavor.⁴ The second term on the last line in Eq. (13) only contributes for $i = g$, and leads to nonlinearities. These are not important due to the smallness of $\tilde{\mathcal{J}}_{gq}$ (see Table V), except at very small values of μ or κ .

Equation (13) involves two new nonperturbative numbers,

$$\begin{aligned}\tilde{D}_j^{Q^2}(2\kappa, \mu) &= \sum_h Q_{\tilde{h}}^2 \tilde{D}_j^h(2\kappa, \mu), \\ \tilde{D}_j^{QQ}(\kappa, \mu) &= \sum_{h_1, h_2} Q_{h_1} Q_{h_2} \tilde{D}_j^{h_1 h_2}(\kappa, \kappa, \mu),\end{aligned}\quad (16)$$

where the latter depends on dihadron FFs. To evolve these to the appropriate scale $\mu \sim 2E \tan(R/2)$, we use

$$\begin{aligned}\mu \frac{d}{d\mu} \tilde{D}_i^{QQ}(\kappa, \mu) &= \sum_j \frac{\alpha_s(\mu)}{\pi} \tilde{P}_{ji}(2\kappa) \tilde{D}_j^{QQ}(\kappa, \mu) \\ &+ \sum_j \frac{\alpha_s(\mu)}{\pi} \hat{P}_{ji}(\kappa) \tilde{D}_j^Q(\kappa, \mu) \tilde{D}_{a(ij)}^Q(\kappa, \mu) \\ &= \sum_j \frac{\alpha_s(\mu)}{\pi} \tilde{P}_{ji}(2\kappa) \tilde{D}_j^{QQ}(\kappa, \mu) \\ &- \delta_{i,g} \frac{\alpha_s(\mu)}{\pi} \hat{P}_{qg}(\kappa) \sum_q [\tilde{D}_q^Q(\kappa, \mu)]^2,\end{aligned}\quad (17)$$

which can be obtained by taking moments of the dihadron FF evolution in Eq. (23). The combination $\tilde{D}_i^{Q^2}(2\kappa, \mu) + \tilde{D}_i^{QQ}(\kappa, \mu)$, which appears in Eq. (13), satisfies this same RG equation. The last line of Eq. (17) only contributes for $i = g$, as in Eq. (13). This nonlinear contribution to the evolution is again negligible, unless μ or κ is very small. However, the mixing between quarks and gluons is quite sizable, as we will see in e.g., Fig. 8.

C. Dihadron fragmenting jet functions

The dihadron FJFs $\mathcal{G}_i^{h_1 h_2}(E, R, z_1, z_2, \mu)$ are a direct extension of the single-hadron FJFs of Refs. [14,15,18], where an additional hadron is observed in the jet. This modification of the (IR) state does not affect the (UV) renormalization, which is therefore the same as the jet function J_i .

The dihadron FJFs can be matched onto (dihadron) FFs [11]

$$\begin{aligned}\mathcal{G}_i^{h_1 h_2}(E, R, z_1, z_2, \mu) &= \sum_j \int \frac{du}{u^2} \mathcal{J}_{ij}(E, R, u, \mu) D_j^{h_1 h_2}\left(\frac{z_1}{u}, \frac{z_2}{u}, \mu\right) \\ &+ \sum_{j,k} \int \frac{du dv}{u v} \mathcal{J}_{ijk}(E, R, u, v, \mu) D_j^{h_1}\left(\frac{z_1}{u}, \mu\right) D_k^{h_2}\left(\frac{z_2}{v}, \mu\right).\end{aligned}\quad (18)$$

⁴This is true at one loop and requires modification at two-loop order where new flavor combinations are possible.

In the first term the hadrons fragment from the same parton j , and the coefficients \mathcal{J}_{ij} are the same as in Eq. (5). The nonperturbative dihadron FF $D_j^{h_1 h_2}$ describes the fragmentation of energetic hadrons h_1 and h_2 from a parton j in inclusive processes (without a jet restriction) [40–42]. In the second term of Eq. (18) the hadrons fragment from different partons j and k , which is described by matching onto two FFs, and does not contribute at tree-level, $\mathcal{J}_{ijk}^{(0)} = 0$. Performing the matching by replacing the hadrons by partons, we find at one-loop order that

$$\begin{aligned}\mathcal{J}_{ijk}^{(1)}(E, R, u, v, \mu) &= \mathcal{J}_{ij}^{(1)}(E, R, u, \mu) \\ &\times \delta(1 - u - v) \delta_{k,a(ij)}.\end{aligned}\quad (19)$$

The $\delta_{k,a(ij)}$ indicates that at one-loop order the flavor k is completely fixed by ij , as described by $a(ij)$ in Eq. (15). The dihadron FJFs satisfy the sum rule

$$\begin{aligned}\sum_{h_2} \int dz_2 z_2 \mathcal{G}_i^{h_1 h_2}(E, R, z_1, z_2, \mu) \\ = (1 - z_1) \mathcal{G}_i^{h_1}(E, R, z_1, \mu),\end{aligned}\quad (20)$$

which follows from momentum conservation.

We now perform some basic checks. First we note that by using Eq. (20) and the corresponding sum rule for dihadron FFs [40,42],

$$\sum_{h_2} \int dz_2 z_2 D_j^{h_1 h_2}(z_1, z_2, \mu) = (1 - z_1) D_j^{h_1}(z_1, \mu),\quad (21)$$

Eq. (18) reduces to the matching for the single-hadron FJF in Eq. (5). Second, we verify explicitly at one loop that the anomalous dimension of $\mathcal{G}_i^{h_1 h_2}$ is equal to that of the jet function J_i , by using Eqs. (18) and (19). This is a straightforward calculation that also requires the one-loop anomalous dimension [18]

$$\begin{aligned}\mu \frac{d}{d\mu} \frac{\mathcal{J}_{ij}^{(1)}(E, R, u, \mu)}{2(2\pi)^3} &= \gamma_{J_i}^{(1)}(E, R, \mu) \delta(1 - u) \\ &- \frac{\alpha_s(\mu)}{\pi} P_{ji}(u),\end{aligned}\quad (22)$$

where γ_J is the jet function anomalous dimension, as well as the RG equation of dihadron FFs [40,41,43]

$$\begin{aligned}\mu \frac{d}{d\mu} D_i^{h_1 h_2}(z_1, z_2, \mu) &= \sum_j \int \frac{du}{u^2} \frac{\alpha_s(\mu)}{\pi} P_{ji}(u) D_j^{h_1 h_2}\left(\frac{z_1}{u}, \frac{z_2}{u}, \mu\right) \\ &+ \sum_j \int \frac{du}{u(1-u)} \frac{\alpha_s(\mu)}{\pi} P_{ji}(u) D_j^{h_1}\left(\frac{z_1}{u}, \mu\right) D_{a(ij)}^{h_2}\left(\frac{z_2}{1-u}, \mu\right).\end{aligned}\quad (23)$$

III. A FULL NONPERTURBATIVE JET CHARGE DISTRIBUTION

In this section we will take a different approach. Our starting point will be a nonperturbative distribution $D_i(Q, \kappa, \mu)$ for the charge Q of a parton of flavor i for a given κ . (This is not to be confused with the fragmentation function D_i^h , and can be distinguished by its arguments.) We assume that these distributions are normalized,

$$\int dQ D_i(Q, \kappa, \mu) = 1. \quad (24)$$

In analogy to Sec. II, we will calculate the RG evolution of $D_i(Q, \kappa, \mu)$ and the corrections from the jet algorithm, which we described by a $\mathcal{G}_i(E, R, Q, \kappa, \mu)$.

We start by observing that the one-loop RG evolution consists of splittings $i \rightarrow ja(ij)$, with $a(ij)$ given in Eq. (15). The charge is the sum of the charge of the branches,

$$Q = z^\kappa Q_1 + (1-z)^\kappa Q_2, \quad (25)$$

where the rescalings z^κ and $(1-z)^\kappa$ are necessary because momentum fractions in the branches are taken with respect to their initiating parton. This suggests the following structure for the renormalization,

$$\begin{aligned} D_i^{\text{bare}}(Q, \kappa, \mu) &= \frac{1}{2} \sum_j \int dQ_1 dQ_2 dz Z_{ij}^D(z, \mu) \\ &\times D_j(Q_1, \kappa, \mu) D_{a(ij)}(Q_2, \kappa, \mu) \\ &\times \delta[Q - z^\kappa Q_1 - (1-z)^\kappa Q_2]. \end{aligned} \quad (26)$$

From the partonic one-loop calculation, we find

$$Z_{ij}^D(z, \mu) = 2\delta_{ij}\delta(1-z) + \frac{\alpha_s(\mu)}{2\pi} \frac{1}{\epsilon} P_{ji}(z) \quad (27)$$

Eq. (26) requires regulating the splitting functions for $z \rightarrow 0$, which may be obtained from the familiar $z \rightarrow 1$ regularizations, using $P_{gg}(z) = P_{gg}(1-z)$ and $P_{gq}(z) = P_{qg}(1-z)$. Taking the μ derivative of Eq. (26), we find the following one-loop RG evolution of the charge distribution

$$\begin{aligned} \mu \frac{d}{d\mu} D_i(Q, \kappa, \mu) &= \frac{1}{2} \sum_j \int dQ_1 dQ_2 dz \gamma_{ij}^D(z, \mu) \\ &\times D_j(Q_1, \kappa, \mu) D_{a(ij)}(Q_2, \kappa, \mu) \\ &\times \delta[Q - z^\kappa Q_1 - (1-z)^\kappa Q_2], \end{aligned} \quad (28)$$

with anomalous dimension

$$\gamma_{ij}^D(z, \mu) = \frac{\alpha_s(\mu)}{\pi} P_{ji}(z). \quad (29)$$

A nontrivial property of Eq. (28) is that it preserves the normalization in Eq. (24). Taking the appropriate moments, Eq. (28) reduces to the evolution for the average and width of the charge distribution in Eqs. (9) and (17). One advantage of the approach in this section is that it does not require multihadron FFs for higher integer moments. It also

allows us to describe noninteger moments of the jet charge distribution, for which there is no description in terms of multihadron FFs.

The generalization of Eq. (28) to n loops is expected to be given by

$$\begin{aligned} \mu \frac{d}{d\mu} D_i(Q, \kappa, \mu) &= \frac{1}{n!} \sum_{\{j_k\}} \int \left[\prod_{m=1}^{n+1} dQ_m dz_m D_{j_m}(Q_m, \kappa, \mu) \right] \\ &\times \delta\left(1 - \sum_{m=1}^{n+1} z_m\right) \delta\left(Q - \sum_{m=1}^{n+1} z_m^\kappa Q_m\right) \\ &\times \gamma_{ij_1 \dots j_{n+1}}^D(z_1, \dots, z_n, \mu). \end{aligned} \quad (30)$$

This becomes increasing nonlinear, but the nonlinearities are of course loop suppressed.

In analogy to the fragmenting jet function, we introduce $\mathcal{G}_i(E, R, Q, \kappa, \mu)$. This is the *jet* charge distribution, which takes the jet restriction into account. Similar to the renormalization in Eq. (28), we find that the one-loop matching is given by

$$\begin{aligned} \mathcal{G}_i(E, R, Q, \kappa, \mu) &= \frac{1}{2} \sum_j \int dQ_1 dQ_2 dz \mathcal{J}_{ij}(E, R, z, \mu) \\ &\times D_j(Q_1, \kappa, \mu) D_{a(ij)}(Q_2, \kappa, \mu) \\ &\times \delta[Q - z^\kappa Q_1 - (1-z)^\kappa Q_2]. \end{aligned} \quad (31)$$

The matching coefficients \mathcal{J}_{ij} are the same as for the FJF, but now also need to be regulated for $z \rightarrow 0$. This regularization may be obtained from the $z \rightarrow 1$ regularizations, using $\mathcal{J}_{gg}(E, R, z, \mu) = \mathcal{J}_{gg}(E, R, 1-z, \mu)$ and $\mathcal{J}_{qg}(E, R, z, \mu) = \mathcal{J}_{gq}(E, R, 1-z, \mu)$. To ‘‘cancel’’ the factor of 1/2 in Eq. (31) at tree level, we modify the tree-level matching coefficients at $z = 0$:

$$\begin{aligned} \mathcal{J}_{qq}^{(0)}(E, R, z, \mu) &= \delta(1-z), \\ \mathcal{J}_{qg}^{(0)}(E, R, z, \mu) &= \delta(z), \\ \mathcal{J}_{gg}^{(0)}(E, R, z, \mu) &= \delta(z) + \delta(1-z), \\ \mathcal{J}_{gq}^{(0)}(E, R, z, \mu) &= 0. \end{aligned} \quad (32)$$

We have checked that Eq. (31) preserves the normalization in Eq. (24),

$$\int dQ \mathcal{G}_i(E, R, Q, \kappa, \mu) = 1. \quad (33)$$

Taking moments of Eq. (31),

$$\begin{aligned} \langle Q_\kappa^i \rangle &= \int dQ Q \mathcal{G}_i(E, R, Q, \kappa, \mu), \\ \langle (Q_\kappa^i)^2 \rangle &= \int dQ Q^2 \mathcal{G}_i(E, R, Q, \kappa, \mu), \end{aligned} \quad (34)$$

results in equations that are consistent with the expressions for the average jet charge and the width of the jet charge distribution in Eqs. (6) and (13).

IV. MONTE CARLO IMPLEMENTATION

An interesting feature of the approach in Sec. III is that it can be *exactly* recast in terms of a MC. Specifically, the solution to the nonlinear differential equation in Eq. (28) is naturally obtained using a parton shower. References [44–46] worked on (improving) parton showers in the context of SCET, by studying the matching and RG evolution of the hard function, which describes the short distance physics. Our approach is orthogonal to this: we are only attempting to describe jet charge (and similar observables) but at higher precision. Our MC consists of a (possible) perturbative splitting at the jet scale $\mu \sim 2E \tan(R/2)$, a parton shower connecting the jet scale and the hadronization scale $\mu_0 \sim 1$ GeV, and a hadronization step at μ_0 . We will only keep track of the parton type and momentum fractions in the shower, which are the variables relevant for jet charge, and thus do not attempt to give a fully differential description of the final state.

Starting with a quark or gluon with energy E , the first step in generating the jet consists of (the possibility of) a perturbative splitting at the jet scale, corresponding to Eq. (31). The splittings are described by the following probability densities,

$$\begin{aligned} P[q \rightarrow q(z)g(1-z)] &= \frac{\mathcal{J}_{qq}(E, R, z, \mu)}{2(2\pi)^3 J_q(E, R, \mu)} \quad 0 \leq z \leq 1 - \delta, \\ P[g \rightarrow g(z)g(1-z)] &= \frac{\mathcal{J}_{gg}(E, R, z, \mu)}{4(2\pi)^3 J_g(E, R, \mu)} \quad \delta \leq z \leq 1 - \delta, \\ P[g \rightarrow q(z)\bar{q}(1-z)] &= \frac{\mathcal{J}_{gq}(E, R, z, \mu)}{2(2\pi)^3 J_g(E, R, \mu)} \quad 0 \leq z \leq 1, \end{aligned} \quad (35)$$

where $\mu \sim 2E \tan(R/2)$ to avoid large logarithms. These weights are negative, as is common at NLO, so the phrase “probability” is not meant in the classical sense. The additional factor of 1/2 for $g \rightarrow gg$ is due to identical particles. Because of the singularities in the \mathcal{J}_{ij} (regulated by plus distributions) we introduced a cutoff δ . This can be thought of as a resolution parameter, and defines the no-splitting probability,

$$\begin{aligned} P[q \rightarrow q] &= \int_{1-\delta}^1 dz \frac{\mathcal{J}_{qq}(E, R, z, \mu)}{2(2\pi)^3 J_q(E, R, \mu)}, \\ P[g \rightarrow g] &= \int_{1-\delta}^1 dz \frac{\mathcal{J}_{gg}(E, R, z, \mu)}{2(2\pi)^3 J_g(E, R, \mu)}. \end{aligned} \quad (36)$$

For sufficiently small values of δ the result becomes independent of δ , but smaller values also increase the computation time.

We subsequently carry out the evolution in Eq. (28) between the jet scale and the hadronization scale by solving this equation iteratively, with step-size $d \ln \mu$

$$\begin{aligned} D_i(Q, \kappa, \mu e^{d \ln \mu}) &= D_i(Q, \kappa, \mu) + \sum_j \int dz \frac{\alpha_s(\mu)}{2\pi} P_{ji}(z) d \ln \mu \\ &\times \int dQ_1 dQ_2 \delta[Q - z^\kappa Q_1 - (1-z)^\kappa Q_2] \\ &\times D_j(Q_1, \kappa, \mu) D_{a(ij)}(Q_2, \kappa, \mu). \end{aligned} \quad (37)$$

This builds up a parton shower, where for *each step* $d \ln \mu$ the splitting probability densities are

$$\begin{aligned} P[q \rightarrow q(z)g(1-z)] &= \frac{\alpha_s(\mu)}{\pi} P_{qq}(z) d \ln \mu \quad 0 \leq z \leq 1 - \delta, \\ P[g \rightarrow g(z)g(1-z)] &= \frac{\alpha_s(\mu)}{2\pi} P_{gg}(z) d \ln \mu \quad \delta \leq z \leq 1 - \delta, \\ P[g \rightarrow q(z)\bar{q}(1-z)] &= \frac{\alpha_s(\mu)}{\pi} P_{gq}(z) d \ln \mu \quad 0 \leq z \leq 1, \end{aligned} \quad (38)$$

and the corresponding no-splitting probabilities are

$$\begin{aligned} P[q \rightarrow q] &= 1 + \int_{1-\delta}^1 dz \frac{\alpha_s(\mu)}{\pi} P_{qq}(z) d \ln \mu, \\ P[g \rightarrow g] &= 1 + \int_{1-\delta}^1 dz \frac{\alpha_s(\mu)}{\pi} P_{gg}(z) d \ln \mu. \end{aligned} \quad (39)$$

Note that the resolution parameter δ used here can in principle be different from the one in Eqs. (35) and (36).

The description up to this point has been fairly generic and does not rely on the observable. However, now we need to use that in the shower the charge is the z^κ -weighted sum of the charge of the branches, and that the charge distribution of the branches is sampled over, as described by the last two lines of Eq. (37). We will only sample over the charge distributions of the partons at the end of the shower, randomly assigning them a charge using $D_i(Q, \kappa, \mu_0)$ as a probability distribution. This is our hadronization “model.” It is perhaps surprising that such a simple approach to hadronization is possible, compared to the string fragmentation models used in Monte Carlo programs, but this is because we restrict ourselves to a specific observable. By weighting the charges of these final partons with their momentum fractions, we obtain the jet charge for this event. Generating a sufficient number of events (around 10^5 to 10^6 for statistical errors at the percent level) yields a numerical calculation of the full jet charge distribution.

As proof of concept, we have turned this description into a computer program, which we call the JETFRAG Monte Carlo. This generates unweighted events, but has so far only been minimally optimized. For simplicity we restrict ourselves to $\kappa = 1$, and adopt a simple toy model for the nonperturbative input. Specifically, we assume that $D_g(Q, \kappa, \mu_0)$ is Gaussian with average 0 and width 0.6 at the scale $\mu_0 = 1$ GeV. Similarly we take $D_q(Q, \kappa, \mu_0) = D_{\bar{q}}(-Q, \kappa, \mu_0)$ equal for all five⁵ quark flavors, and

⁵We here ignore the b - and c -quark thresholds.

TABLE I. The average and width of the jet charge distribution obtained from the JETFRAG MC described in this section, for various values of the parameters δ and $d \ln \mu$, compared to the analytic calculation. We use the Gaussian toy model described in the text for the nonperturbative input.

δ	$d \ln \mu$	$\langle Q_\kappa^q \rangle$	Γ_κ^q
0.2	0.8	0.159	0.387
0.2	0.4	0.152	0.386
0.1	0.4	0.146	0.370
0.05	0.2	0.146	0.359
0.05	0.05	0.142	0.358
Analytic		0.142	0.353

describe it by a Gaussian with mean 0.2 and width 0.4. In Table I, we show results for the average and the width of the jet charge distribution, obtained using this MC program for various values of the parameters δ and $d \ln \mu$. We compare this to the analytic results, to get an idea of how small these parameters need to be for a reliable description.

The histogram for the corresponding jet charge distribution is shown in Fig. 4 for $\delta = d \ln \mu = 0.05$. Since we start with nonperturbative input that is Gaussian, it is not surprising that the resulting jet charge distribution looks very Gaussian again. As an illustration we therefore also show the result using a step function for $D_g(Q, \kappa, \mu_0)$ and $D_q(Q, \kappa, \mu_0)$ with the same averages and widths. From Sec. II we know that the resulting jet charge distribution will have the same average and width. However, the shape of the distribution is quite different, as shown in Fig. 4. The parton shower does turn the step function into a more Gaussian distribution, which can presumably be understood as a consequence of the central limit theorem. To the extent that a Gaussian description of jet charge suffices, the analytical approach of Sec. II is of course much simpler.

The procedure described in this section can directly be extended to observables similar to jet charge, by replacing

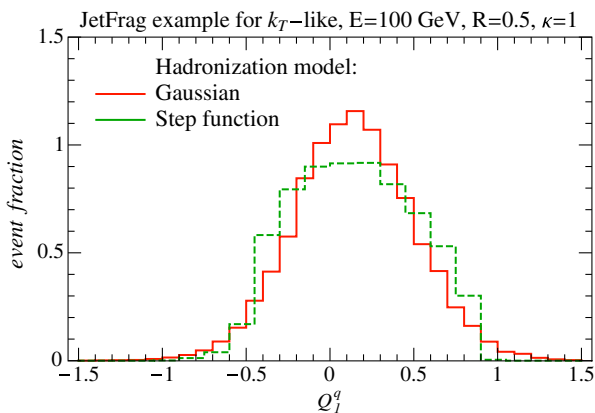


FIG. 4 (color online). Jet charge distribution obtained using the JETFRAG Monte Carlo described in Sec. IV. We use the Gaussian (orange solid) or step function (green dashed) toy model described in the text for the nonperturbative input.

$D_i(Q, \kappa, \mu_0)$ with the appropriate function for that observable. There are no obvious obstacles in extending this approach to n -loop order, although this will involve $1 \rightarrow n + 1$ splittings [see Eq. (30)]. It will be interesting to see if a similar approach can be employed for more general track-based jet observables that are also sensitive to soft radiation, such as the track mass of a jet. We leave this question for future work.

V. NUMERICAL RESULTS

This section contains our numerical results for the average and width of the jet charge distribution. We first study the perturbative convergence of our results, followed by a detailed comparison with PYTHIA. We conclude by discussing the optimal choice for κ .

A. Perturbative convergence

We start by studying the perturbative convergence of our calculation. In Fig. 5 we show the results for the average charge of a k_T -like quark jet with $R = 0.5$ and $\kappa = 1$, as a function of the jet energy E . The curves are normalized to 1 at $E = 100$ GeV, which removes the dependence on the nonperturbative parameter in Eq. (6). At LO we do not include the NLO jet algorithm corrections; i.e., we take $\tilde{T}_{ij} = 2(2\pi)^3 \delta_{ij}$. As Fig. 5 shows, the NLO corrections reduce the average jet charge by a non-negligible amount.

The perturbative uncertainties are estimated by varying the renormalization scale μ up and down by a factor of 2. To keep the normalization point fixed, we simultaneously vary the scale in the normalization. We show uncertainty bands both with (darker) and without (lighter) this additional prescription in Fig. 5. In all the following plots we will use this additional prescription, which keeps the normalization point fixed and leads to smaller uncertainties. However, since these uncertainty bands do not quite overlap, they may be a bit too optimistic. In addition, the

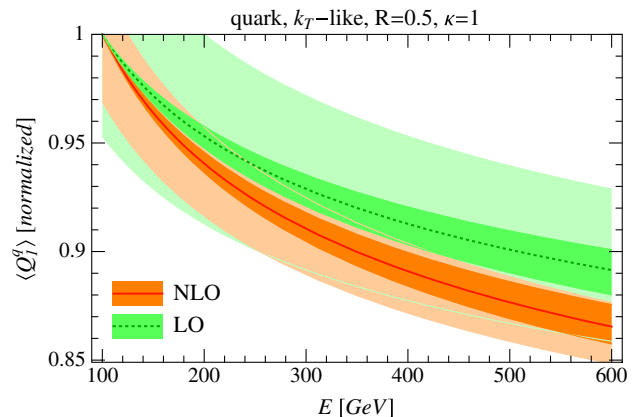


FIG. 5 (color online). The average charge $\langle Q_1^q \rangle$ at LO and NLO for a k_T -like quark jet with $R = 0.5$ and $\kappa = 1$. The bands correspond to the perturbative uncertainties as explained in the text.

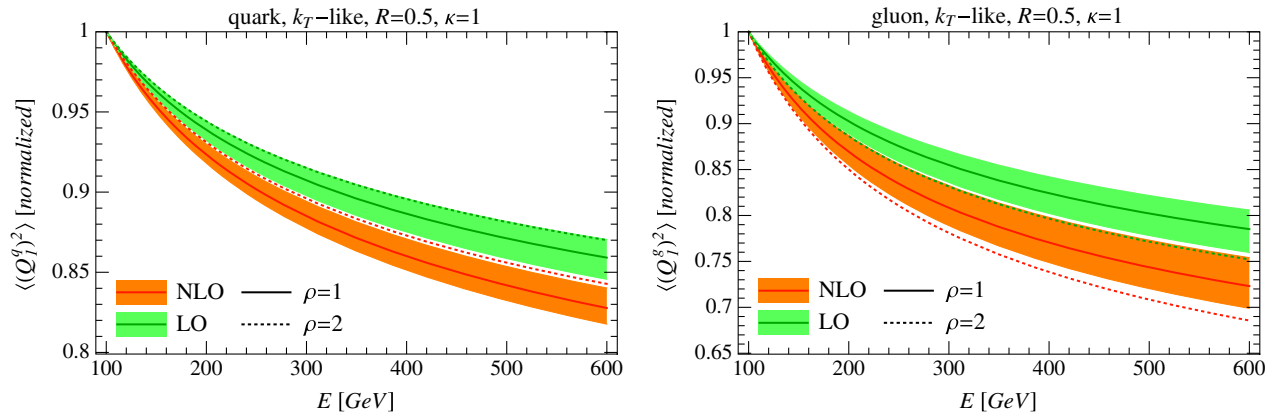


FIG. 6 (color online). $\langle(Q_i^i)^2\rangle$ at LO and NLO for k_T -like quark jets (left panel) and gluon jets (right panel) with $R = 0.5$ and $\kappa = 1$. The bands correspond to the perturbative uncertainties for $\rho = 1$.

prescription causes the NLO band to be only slightly narrower than the LO result. (Neither of these issues are present for the lighter uncertainty bands.)

In Fig. 6 we study the convergence of $\langle(Q_\kappa^i)^2\rangle$ for $i = q, g$, which enters in the width in Eq. (10). We can no longer completely remove the nonperturbative input by normalizing, because of the mixing between quarks and gluons. We therefore make an assumption for

$$\rho = \frac{\langle(Q_\kappa^g)^2\rangle}{\langle(Q_\kappa^q)^2\rangle} \quad \text{at } \mu_0 = 1 \text{ GeV}, \quad (40)$$

which we for simplicity take equal for all five light quark flavors. The solid curves and uncertainty bands correspond to $\rho = 1$ and the dotted curves in Fig. 6 correspond to $\rho = 2$. We find again that the convergence is reasonable. The mixing causes the width to reduce more slowly as a function of E . (For quarks the effect of the mixing is stronger if ρ is larger, whereas for gluons it is the opposite way around.)

B. Comparison with PYTHIA

1. Setup

In this section we compare our calculation for the average and width of the jet charge distribution with PYTHIA [12,13]. PYTHIA results for quark jets are obtained from the process $e^+e^- \rightarrow \gamma/Z \rightarrow q\bar{q}$, where $\sqrt{s} = 2E$ leads to jets of roughly the desired jet energy. The gluon jets are obtained from $pp \rightarrow gg$ by taking $\sqrt{s} = 2E$ and requiring that the outgoing gluons have a minimum $p_T \sim E$. We cluster the jets using the e^+e^- version of the anti- k_T algorithm in FASTJET [47], and only keep jets that have at least 95% of the desired energy.

2. Comparison using fragmentation functions

First we compare the average jet charge, using the input from the HKNS [48], DSS [49,50], and AKK08 [51] fragmentation function sets collected in Appendix B, with the result obtained from PYTHIA at $E = 100$ GeV

TABLE II. Average charge of an e^+e^- anti- k_T jet with $E = 100$ GeV and $R = 0.5$. We did not include HKNS in this comparison due to its poor charge separation.

κ	u quark			d quark			s quark		
	PYTHIA	DSS	AKK08	PYTHIA	DSS	AKK08	PYTHIA	DSS	AKK08
0.5	0.271	0.237	0.221	-0.162	-0.184	-0.062	-0.196	-0.504	-0.123
1	0.144	0.122	0.134	-0.078	-0.088	-0.046	-0.108	-0.214	-0.064
2	0.055	0.046	0.064	-0.027	-0.030	-0.027	-0.043	-0.064	-0.024

TABLE III. Width of the jet charge distribution Γ_κ^i for an e^+e^- anti- k_T jet with $E = 100$ GeV and $R = 0.5$. The dihadron contribution is calculated assuming no correlations, using Eq. (42).

κ	u quark				d quark				s quark				Gluon			
	PYTHIA	HKNS	DSS	AKK08	PYTHIA	HKNS	DSS	AKK08	PYTHIA	HKNS	DSS	AKK08	PYTHIA	HKNS	DSS	AKK08
0.5	0.341	0.862	0.734	...	0.338	0.785	0.707	...	0.336	0.549	0.674	...	0.356	0.813	0.773	...
1	0.242	0.383	0.333	0.373	0.236	0.339	0.313	0.340	0.237	0.225	0.314	0.298	0.199	0.314	0.300	0.381
2	0.136	0.155	0.143	0.157	0.127	0.134	0.131	0.129	0.132	0.093	0.139	0.130	0.073	0.117	0.109	0.127

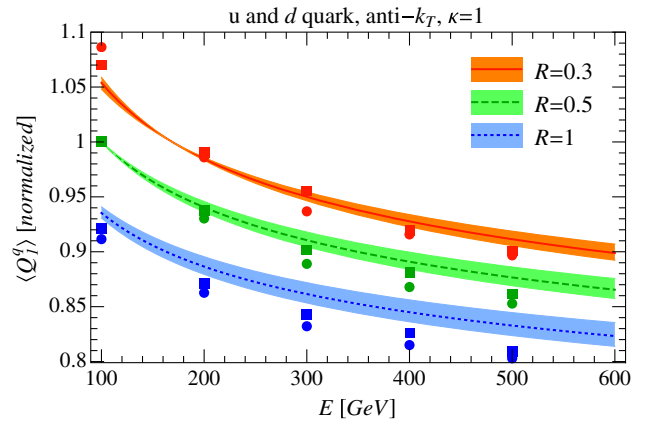
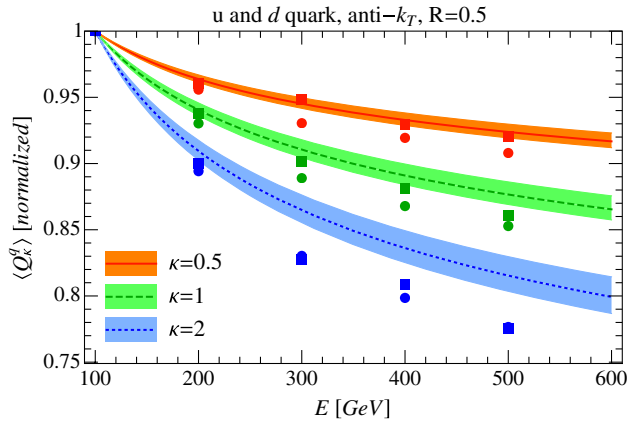


FIG. 7 (color online). The average charge for an anti- k_T quark jet is shown as function of the jet energy E for various values of κ and R . The PYTHIA results for d (u) quarks are shown as squares (circles). The plots are normalized to 1 at $E = 100$ GeV and $R = 0.5$, which removes the dependence on the nonperturbative input and thus the quark flavor.

and $R = 0.5$. As Table II shows, PYTHIA is in reasonably good agreement with the FF results, given the large uncertainties from the FFs, for which we take the spread between the FF sets as an estimate. The main reason for this spread is poor charge separation, as discussed in Appendix B.

Since the knowledge of dihadron FFs is very limited, we need either input from data or further assumptions to make predictions for the width. For example, recently dihadron FFs have been calculated in the NJL model [52]. Here we will assume that the two hadrons are uncorrelated. Since the evolution in Eq. (17) and the matching in Eq. (13) generate correlations, we need to be more specific: we assume that the dihadron FFs are uncorrelated at the low scale $\mu_0 = 1$ GeV,

$$D_j^{h_1, h_2}(z_1, z_2, \mu_0) = D_j^{h_1}(z_1, \mu_0) D_j^{h_2}(z_2, \mu_0), \quad (41)$$

which leads to

$$\tilde{D}_j^{QQ}(\kappa, \mu_0) = [\tilde{D}_j^Q(\kappa, \mu_0)]^2. \quad (42)$$

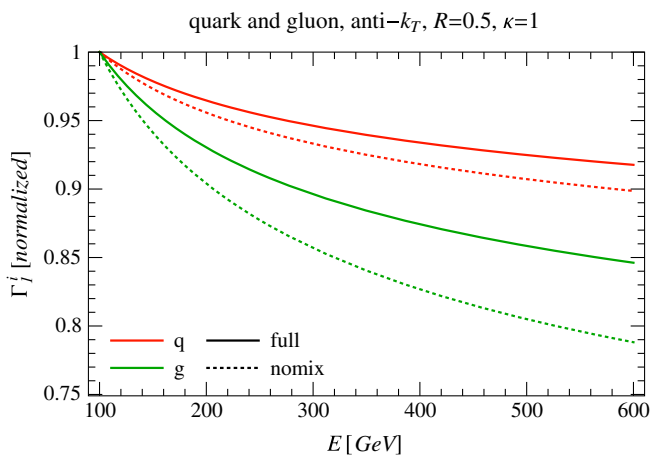


FIG. 8 (color online). The size of the quark/gluon mixing in the width of the jet charge distribution.

From the tables with nonperturbative parameters in Appendix B, we then see that the dihadron contribution \tilde{D}_j^{QQ} is typically (much) smaller than the single-hadron contribution $\tilde{D}_j^{Q^2}$. In Table III we show the width of the jet charge in PYTHIA, as well as the width obtained using Eq. (42). For $\kappa = 0.5$ and 1 the width obtained from PYTHIA is consistently smaller than that obtained from FFs. Of course this could indicate significant dihadron correlation effects and not necessarily a problem with PYTHIA. As the knowledge of (dihadron) FFs progresses, the above analysis could start putting constraints on parameters (or tunes) of PYTHIA.

3. Perturbative comparison

Next we compare the dependence on E and R in PYTHIA with our calculation, for which we take PYTHIA's values at $E = 100$ GeV and $R = 0.5$ as input. In the left panel of Fig. 7, we compare the average jet charge as a function of the jet energy E for u - and d -quark jets and $\kappa = 0.5, 1, 2$. Since our calculation predicts the same shape for u - and d -quark jets, we normalize the plot. This also removes the dependence on the nonperturbative input describing the hadronization.⁶ The PYTHIA result has the same features as our result and agrees fairly well for $\kappa = 0.5$ and 1. For larger values of κ , PYTHIA starts to yield a distinctly lower average jet charge. In the right panel of Fig. 7, we compare different values of R for $\kappa = 1$. PYTHIA predicts a slightly lower average jet charge but the agreement is quite reasonable.

We have investigated the size of the nonlinearities and mixing in the evolution and fixed-order corrections to the width of the jet charge in Eqs. (13) and (17). The effect of the nonlinearities is less than 1% until you get down to energies of only a few GeV, so they are irrelevant. However, the mixing effect is quite significant. In Fig. 8

⁶We observe this in PYTHIA as well: the average jet charge before and after hadronization is the same up to an overall factor.

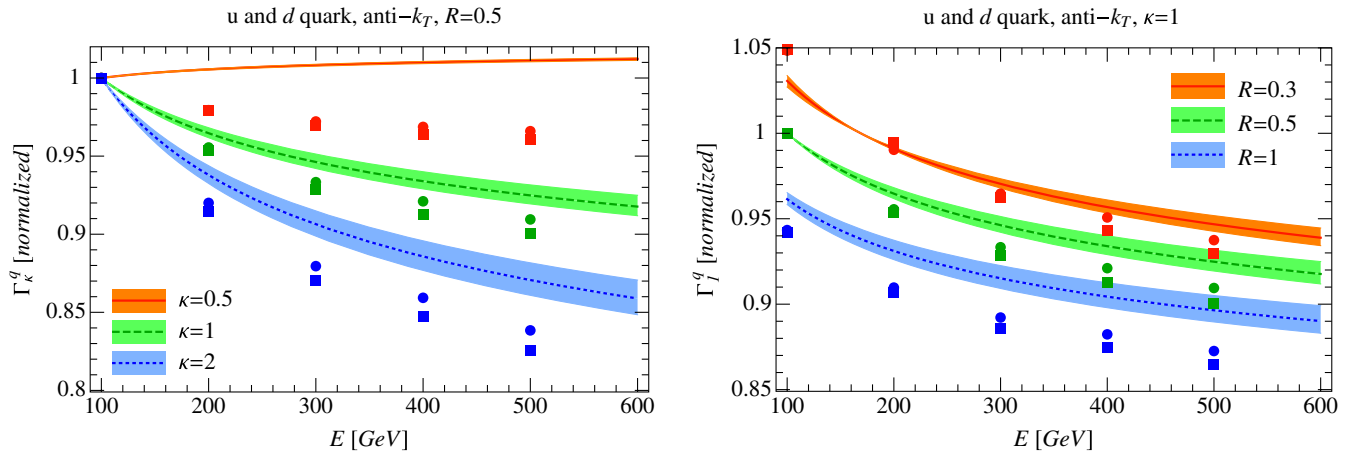


FIG. 9 (color online). The width of the anti- k_T quark jet charge distribution as a function of the jet energy E for various values of κ and R . The PYTHIA results for d (u) quarks are shown as squares (circles). The plots are normalized to 1 at $E = 100$ GeV and $R = 0.5$, since they are almost independent of the quark flavor.

we show the (normalized) widths of the jet charge for quark and gluon jets, with and without the mixing contribution.

In Fig. 9, we study the width of the quark jet charge distribution as a function of the jet energy. We again show normalized results, since these are almost the same for the different quark flavors. In the left panel we compare our calculation to PYTHIA for several values of κ . The rise in our prediction for $\kappa = 0.5$ is due to the large mixing contribution from gluons (which was not included in Ref. [11]). PYTHIA's decrease for $\kappa = 0.5$ involves a cancellation between the parton shower and the hadronization model, since before hadronization PYTHIA also predicts a (relative) increase. At the same time the $\mathcal{O}(\lambda^{2\kappa})$ corrections due to soft radiation are the largest for small values of κ . (Since soft radiation does not affect the *average* jet charge, this would not be in contradiction with the agreement seen in Fig. 7.) At this point it is not clear if the discrepancy

indicates a problem with PYTHIA or our calculation. For $\kappa = 1, 2$ the difference between our calculation and PYTHIA is smaller, though PYTHIA still predicts a distinctly lower width. In the right panel we perform the comparison for different values of R with $\kappa = 1$. The dependence on R is very similar, but PYTHIA is again slightly lower.

In Fig. 10 we study the width of the gluon jet charge. There is reasonable agreement for $\kappa = 1$ and 2. For $\kappa = 0.5$, we find that the gluon width barely changes due to the mixing with quarks, whereas PYTHIA yields a distinctly smaller width. As the right panel shows, the R dependence in PYTHIA exhibits the same general features as our result, but the effect is smaller. These points also suggest that the gluon jets in PYTHIA do not depend on E and R solely through the combination $2E \tan(R/2)$ [as predicted by our calculation and observed for quark jets in Fig. 3].

Based on these comparisons it seems reasonable to use PYTHIA for first jet charge studies. Precision studies will

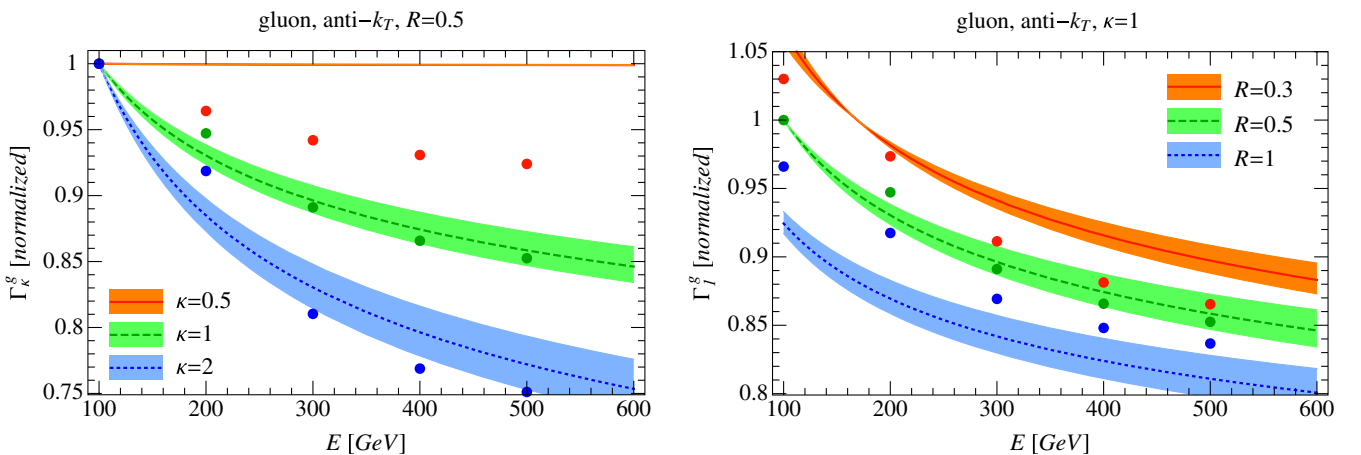


FIG. 10 (color online). The width of the anti- k_T gluon jet charge distribution as a function of the jet energy E for various values of κ and R . The PYTHIA results are shown as circles, and the plots are normalized to 1 at $E = 100$ GeV and $R = 0.5$.

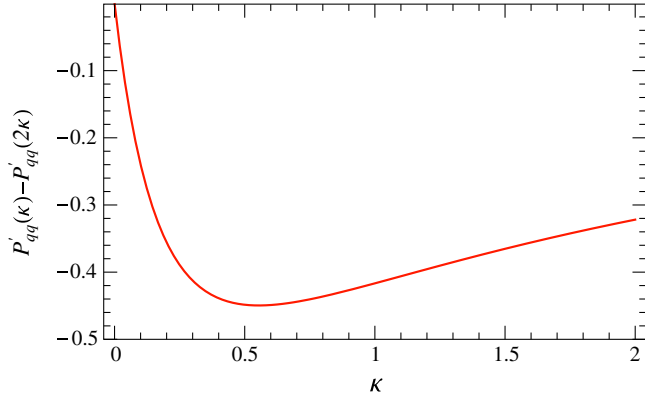


FIG. 11 (color online). Factor that controls the speed with which κ_* reduces as $\mu \sim 2E \tan(R/2)$ increases. Below $\kappa \sim 0.55$ the reduction slows down.

presumably lead to discrepancies with PYTHIA, though this can of course be alleviated by retuning. By contrast, our higher-order calculation can be systematically improved to match the experimental precision.

C. Optimal choice for κ

Theoretically, the optimal choice κ_* is the value for κ where the peak of the jet charge distribution is best separated from zero. More precisely, κ_* is where

$$\eta(\kappa) = \frac{\langle Q_\kappa^q \rangle^2}{\langle (Q_\kappa^q)^2 \rangle} \quad (43)$$

attains its maximum. Experimental considerations will of course affect this choice, since e.g., smaller values of κ increase the (unwanted) sensitivity to soft radiation from the initial state or other jets [11]. Though the maximization of η is a nonperturbative question, we can study how κ_* depends on $\mu \sim 2E \tan(R/2)$. Neglecting NLO jet algorithm corrections and mixing with gluons,

$$\frac{d\eta}{d \ln \mu} = \frac{\alpha_s(\mu)}{\pi} [2P_{qq}(\kappa) - P_{qq}(2\kappa)] \eta. \quad (44)$$

This leads to

$$\frac{d\kappa_*}{d \ln \mu} = -2 \frac{\alpha_s(\mu)}{\pi} \frac{\eta(\kappa_*)}{\eta'(\kappa_*)} [P'_{qq}(\kappa_*) - P'_{qq}(2\kappa_*)], \quad (45)$$

so as we increase E and R , κ_* is reduced. The factor containing the splitting functions is plotted in Fig. 11 and, interestingly,⁷ has a minimum around $\kappa \sim 0.55$. Once κ_* is below this value, its scale dependence will be reduced. In addition, $\alpha_s(\mu)$ reduces as μ increases. In Table IV we show some results for κ_* obtained from PYTHIA. Since the values of κ_* are all well below 0.55, it

⁷By contrast, $P'_{gg}(\kappa) - P'_{gg}(2\kappa) \sim -1/\kappa^2$, suggesting that any z -weighted property of gluon jets is quite diluted at high energies.

TABLE IV. Theoretical optimal choice κ_* obtained from PYTHIA, for e^+e^- anti- k_T jets with $R = 0.5$ and the indicated flavor and jet energy E .

E (GeV)	u	d	s
25	0.29	0.29	0.32
100	0.28	0.25	0.31
400	0.26	0.25	0.29

is not surprising that there is little dependence on the jet energy. It should also be noted that η is fairly flat in the vicinity of κ_* , so a somewhat different value of κ_* may work almost as well.

VI. CONCLUSIONS

We have presented in detail the calculation of the jet charge distribution. This takes a particularly simple form for the average and width of the jet charge distribution, which are the experimentally most relevant parameters. The nonperturbative coefficients that enter in the average and the width are related to moments of (dihadron) fragmentation functions. Since these currently still have large uncertainties the agreement with PYTHIA is reasonably good. PYTHIA tends to predict a width that is smaller than those obtained from fragmentation functions when dihadron correlations are neglected, but this could of course be due to such correlations. We also compared our perturbative calculation with the showering in PYTHIA, which agree reasonably, suggesting that PYTHIA suffices for initial studies of jet charge. The results in this paper can be systematically improved by including higher-order corrections, power corrections, or updated (dihadron) FFs.

There are various choices that enter in the jet charge, such as the jet algorithm, R , and the weighting-power κ . Jets with a smaller R retain a better jet charge signal, but also have an increased dependence on the jet algorithm. We studied the optimal choice κ_* of κ for quark jets and found that it reduces as the jet energy increases. However, this energy dependence slows down for κ_* below 0.55, indicating that observables like jet charge can remain useful at high energies.

We have also shown that our general calculation of jet charge can naturally be performed using a Monte Carlo—style approach. It is interesting that this is possible, given that standard Monte Carlo parton showers are limited to leading logarithmic order. We leave it to future work to investigate whether this can be extended to more general track-based jet observables that are also sensitive to soft radiation.

In Ref. [11] several potential applications of jet charge at the LHC were discussed. Here we confirmed through a detailed calculation that jet charge is theoretically under control. We therefore recommend a study of jet charge with LHC data as the natural next step.

ACKNOWLEDGMENTS

We thank A. Manohar, M. Schwartz, G. Stavenga, and J. Thaler for helpful discussions. We thank M. Procura for feedback on this manuscript. This work was supported by DOE Grant No. DE-FG02-90ER40546.

APPENDIX A: PERTURBATIVE COEFFICIENTS
1. One-loop splitting functions

The one-loop splitting functions are [53]

$$\begin{aligned}
 P_{qq}(z) &= C_F \left(\frac{1+z^2}{1-z} \right)_+ = C_F \left[\frac{1+z^2}{(1-z)} + \frac{3}{2} \delta(1-z) \right], \\
 P_{gq}(z) &= C_F \frac{1+(1-z)^2}{z}, \\
 P_{gg}(z) &= 2C_A \left[\frac{z}{(1-z)} + \frac{1-z}{z} + z(1-z) \right] \\
 &\quad + \frac{1}{2} \beta_0 \delta(1-z), \\
 P_{qg}(z) &= T_F [z^2 + (1-z)^2], \tag{A1}
 \end{aligned}$$

where $\beta_0 = (11C_A - 4n_f T_F)/3$ is the lowest-order coefficient of the QCD β function. In moment space [54]

$$\begin{aligned}
 \tilde{P}_{qq}(\kappa) &= C_F \left[-2H(\kappa+2) + \frac{1}{\kappa+1} + \frac{1}{\kappa+2} + \frac{3}{2} \right], \\
 \tilde{P}_{gq}(\kappa) &= C_F \frac{\kappa^2 + 3\kappa + 4}{\kappa^3 + 3\kappa^2 + 2\kappa}, \\
 \tilde{P}_{gg}(\kappa) &= C_A \left[-2H(\kappa+3) + \frac{4\kappa^2 + 6\kappa + 4}{\kappa^3 + 3\kappa^2 + 2\kappa} \right] + \frac{1}{2} \beta_0, \\
 \tilde{P}_{qg}(\kappa) &= T_F \frac{\kappa^2 + 3\kappa + 4}{\kappa^3 + 6\kappa^2 + 11\kappa + 6}, \\
 \hat{P}_{qg}(\kappa) &= T_F \frac{2\Gamma(\kappa+1)\Gamma(\kappa+3)}{\Gamma(2\kappa+4)}, \tag{A2}
 \end{aligned}$$

where H is the harmonic number function. The nonlinear contribution \hat{P}_{qg} decreases exponentially for large κ ,

TABLE V. Numerical results for the moments of the one-loop $\mathcal{J}_{ij}^{\text{fin}}$ (does not include the overall α_s/π and color factor).

κ	$\tilde{\mathcal{J}}_{qq}$	$\tilde{\mathcal{J}}_{qg}$	$\tilde{\mathcal{J}}_{gg}$	$\tilde{\mathcal{J}}_{gq}$	$\tilde{\mathcal{J}}_{gq}$
0.5	1.07	-8.49	-6.83	-0.81	-0.39
1	2.10	-2.56	0.02	-0.64	-0.14
2	3.65	-1.01	3.01	-0.50	-0.023
3	4.85	-0.67	4.51	-0.43	-0.0045
4	5.86	-0.53	5.64	-0.38	-0.00094

$$\hat{P}_{qg}(\kappa) = T_F \frac{\sqrt{\pi} e^{-(2\ln 2)\kappa}}{4\sqrt{\kappa}} \left[1 + \mathcal{O}\left(\frac{1}{\kappa}\right) \right]. \tag{A3}$$

2. NLO corrections for k_T -type jets

The NLO matching coefficients \mathcal{J}_{ij} for the e^+e^- version of k_T -like jet algorithms are given below, and we will also discuss the straightforward extension to pp collisions. At one loop, where you have at most two partons, there is no distinction between the various e^+e^- k_T -like jet algorithms. The jet restriction is simply $\theta \leq R$, where θ is the angle between the two partons. This translates into

$$s \leq 4z(1-z)E^2 \tan^2(R/2), \tag{A4}$$

where s is the invariant mass of the jet. For k_T -like algorithms for pp collisions the corresponding jet restriction is $\sqrt{(\Delta\eta)^2 + (\Delta\phi)^2} \leq R$, where $\Delta\eta$ and $\Delta\phi$ are the difference in (pseudo)rapidity and azimuthal angle between the two partons. This is a more complicated restriction, as it is not rotationally symmetric around the jet axis. However, for narrow jets ($R \ll 1$) it simplifies to [55]

$$s \leq 4z(1-z)p_T^2 \tan^2(R/2). \tag{A5}$$

Our e^+e^- results can thus directly be extended to pp collisions by simply replacing the jet energy E by the transverse momentum p_T of the jet.

Using the bare results in Ref. [15], we readily obtain, in the $\overline{\text{MS}}$ scheme,

$$\begin{aligned}
 \frac{\mathcal{J}_{qq}(E, R, z, \mu)}{2(2\pi)^3} &= \delta(1-z) + \frac{\alpha_s(\mu)}{\pi} \left\{ C_F L^2 \delta(1-z) + \left[P_{qq}(z) - \frac{3}{2} C_F \delta(1-z) \right] L + C_F \mathcal{J}_{qq}^{\text{fin}}(z) \right\}, \\
 \frac{\mathcal{J}_{qg}(E, R, z, \mu)}{2(2\pi)^3} &= \frac{\alpha_s(\mu)}{\pi} [P_{gq}(z)L + C_F \mathcal{J}_{qg}^{\text{fin}}(z)], \\
 \frac{\mathcal{J}_{gg}(E, R, z, \mu)}{2(2\pi)^3} &= \delta(1-z) + \frac{\alpha_s(\mu)}{\pi} \left\{ C_A L^2 \delta(1-z) + \left[P_{gg}(z) - \frac{1}{2} \beta_0 \delta(1-z) \right] L + C_A \mathcal{J}_{gg}^{\text{fin}}(z) \right\}, \\
 \frac{\mathcal{J}_{gq}(E, R, z, \mu)}{2(2\pi)^3} &= \frac{\alpha_s(\mu)}{\pi} [P_{qg}(z)L + T_F \mathcal{J}_{gq}^{\text{fin}}(z)].
 \end{aligned} \tag{A6}$$

Here $L = \ln[2E \tan(R/2)/\mu]$ and

$$\begin{aligned}
 \mathcal{J}_{qq}^{\text{fin}}(z) &= 2z \left(\frac{\ln(1-z)}{1-z} \right)_+ + (1-z) \ln(1-z) + \frac{1+z^2}{1-z} \ln z + \frac{1}{2}(1-z) - \frac{\pi^2}{24} \delta(1-z), \\
 \mathcal{J}_{qg}^{\text{fin}}(z) &= \frac{1+(1-z)^2}{z} \ln[z(1-z)] + \frac{z}{2}, \\
 \mathcal{J}_{gg}^{\text{fin}}(z) &= 2z \left(\frac{\ln(1-z)}{1-z} \right)_+ + \frac{2(1+z^2)(1-z)}{z} \ln(1-z) + \frac{2(1-z+z^2)^2}{z(1-z)} \ln z - \frac{\pi^2}{24} \delta(1-z), \\
 \mathcal{J}_{gq}^{\text{fin}}(z) &= [z^2 + (1-z)^2] \ln[z(1-z)] + z(1-z).
 \end{aligned}
 \tag{A7}$$

Antiquarks have the same coefficients as quarks, and $\mathcal{J}_{q\bar{q}}$ and $\mathcal{J}_{q\bar{q}'}$ only start at two-loop order. We have checked these results using the sum rules in Ref. [18]. Since we evaluate the matching coefficients at $\mu \sim 2E \tan(R/2)$, where $L \sim 0$, the one-loop contribution essentially comes from $\mathcal{J}_{ij}^{\text{fin}}$. We give numerical values for its moments in Table V. Note that the nonlinear contribution $\hat{\mathcal{J}}_{gq}$ becomes negligibly small for large κ .

The jet functions for k_T -like jets are [27]

$$\begin{aligned}
 J_q(E, R, \mu) &= 1 + \frac{\alpha_s(\mu) C_F}{\pi} \left(L^2 - \frac{3}{2}L + \frac{13}{4} - \frac{3\pi^2}{8} \right), \\
 J_g(E, R, \mu) &= 1 + \frac{\alpha_s(\mu)}{\pi} \left[C_A L^2 - \frac{\beta_0}{2}L + C_A \left(\frac{5}{24} - \frac{3\pi^2}{8} \right) + \frac{23}{24} \beta_0 \right].
 \end{aligned}
 \tag{A8}$$

APPENDIX B: NONPERTURBATIVE COEFFICIENTS FROM FRAGMENTATION FUNCTIONS

In Table VI we show the nonperturbative parameters $\tilde{D}_q^Q(\kappa, \mu = 1 \text{ GeV})$ for the average charge of a quark jet, using the HKNS [48], DSS [49,50], and AKK08 [51] fragmentation function sets at NLO. The large differences between the various FF sets are mainly due to poor charge separation. This is because we need the charge-separated combination $D_q^h - D_{\bar{q}}^h = D_q^h - D_{\bar{q}}^h$, whereas a lot of the data are $e^+e^- \rightarrow hX$ which only gives access to $D_q^h + D_{\bar{q}}^h$. In particular, HKNS only uses e^+e^- data in their analysis, so their quark/antiquark separation relies crucially on assumptions. The large difference for the s quark in DSS compared to the other FF sets is due to semi-inclusive deeply inelastic scattering data that only they include [49].

TABLE VI. Nonperturbative parameters $\tilde{D}_q^Q(\kappa, \mu = 1 \text{ GeV})$ for the average charge of a quark jet.

κ	HKNS NLO			DSS NLO			AKK08		
	\tilde{D}_u^Q	\tilde{D}_d^Q	\tilde{D}_s^Q	\tilde{D}_u^Q	\tilde{D}_d^Q	\tilde{D}_s^Q	\tilde{D}_u^Q	\tilde{D}_d^Q	\tilde{D}_s^Q
0.5	1.207	-0.807	-0.073	0.302	-0.235	-0.642	0.279	-0.079	-0.156
1	0.420	-0.279	-0.062	0.184	-0.132	-0.323	0.199	-0.068	-0.095
2	0.135	-0.089	-0.039	0.087	-0.057	-0.121	0.120	-0.051	-0.045

TABLE VII. Nonperturbative parameters $\tilde{D}_i^{Q^2}(\kappa, \mu)$ that contribute to the width of jet charge distributions. For $i = u, d, s, g$ the scale $\mu = 1 \text{ GeV}$ and for $i = c, b$ it is $\mu = m_{c,b}$. For AKK08 most of the $\kappa = 1$ moments are divergent, as denoted by “...”.

κ	HKNS NLO				DSS NLO				AKK08			
	$\tilde{D}_u^{Q^2}$	$\tilde{D}_d^{Q^2}$	$\tilde{D}_s^{Q^2}$	$\tilde{D}_g^{Q^2}$	$\tilde{D}_u^{Q^2}$	$\tilde{D}_d^{Q^2}$	$\tilde{D}_s^{Q^2}$	$\tilde{D}_g^{Q^2}$	$\tilde{D}_u^{Q^2}$	$\tilde{D}_d^{Q^2}$	$\tilde{D}_s^{Q^2}$	$\tilde{D}_g^{Q^2}$
1	0.676	0.540	0.113	0.680	0.498	0.442	0.347	0.620
2	0.206	0.161	0.051	0.291	0.165	0.143	0.130	0.260	0.188	0.150	0.099	0.447
4	0.050	0.038	0.016	0.108	0.045	0.038	0.040	0.090	0.050	0.034	0.035	0.120

κ	HKNS NLO		DSS NLO		AKK08	
	$\tilde{D}_c^{Q^2}$	$\tilde{D}_b^{Q^2}$	$\tilde{D}_c^{Q^2}$	$\tilde{D}_b^{Q^2}$	$\tilde{D}_c^{Q^2}$	$\tilde{D}_b^{Q^2}$
1	0.510	0.607	0.618	0.639	...	0.459
2	0.108	0.071	0.145	0.081	0.086	0.060
4	0.013	0.004	0.022	0.008	0.011	0.004

The results for $\tilde{D}_i^{O^2}$, which is the contribution from single-hadron FFs to the width of the jet charge distribution, are shown in Table VII. Several of the $\kappa = 1$ moments for AKK08 are divergent (at $z = 0$) and denoted by a “ $\cdot\cdot\cdot$ ”. Since $\tilde{D}_q^{O^2}$ essentially depends on the combination $D_q^h +$

D_q^h , the agreement between the different sets is much better. The gluon FFs are not as well known as the quark FFs, as is clear from the differences between the FF sets. We have also included the heavy quark flavors because they contribute through RG mixing.

-
- [1] R. Feynman, Conf. Proc. **C720611**, 75 (1972).
 [2] R. Field and R. Feynman, *Nucl. Phys.* **B136**, 1 (1978).
 [3] R. Erickson, I. Cohen, F. Messing, E. Nordberg, R. Siemann *et al.*, *Phys. Rev. Lett.* **42**, 822 (1979).
 [4] J. Berge *et al.* (Fermilab-Serpukhov-Moscow-Michigan Collaboration), *Phys. Lett.* **91B**, 311 (1980).
 [5] J. Albanese *et al.* (European Muon Collaboration), *Phys. Lett.* **144B**, 302 (1984).
 [6] D. Stuart *et al.* (AMY Collaboration), *Phys. Rev. Lett.* **64**, 983 (1990).
 [7] D. Decamp *et al.* (ALEPH Collaboration), *Phys. Lett. B* **259**, 377 (1991).
 [8] D. Buskulic *et al.* (ALEPH Collaboration), *Phys. Lett. B* **284**, 177 (1992).
 [9] R. Barate *et al.* (ALEPH Collaboration), *Phys. Lett. B* **422**, 369 (1998).
 [10] V. Abazov *et al.* (D0 Collaboration), *Phys. Rev. Lett.* **98**, 041801 (2007).
 [11] D. Krohn, T. Lin, M. D. Schwartz, and W. J. Waalewijn, [arXiv:1209.2421](https://arxiv.org/abs/1209.2421).
 [12] T. Sjöstrand, S. Mrenna, and P. Skands, *J. High Energy Phys.* **05** (2006) 026.
 [13] T. Sjöstrand, S. Mrenna, and P. Skands, *Comput. Phys. Commun.* **178**, 852 (2008).
 [14] M. Procura and I. W. Stewart, *Phys. Rev. D* **81**, 074009 (2010).
 [15] A. Jain, M. Procura, and W. J. Waalewijn, *J. High Energy Phys.* **05** (2011) 035.
 [16] X. Liu, *Phys. Lett. B* **699**, 87 (2011).
 [17] A. Jain, M. Procura, and W. J. Waalewijn, *J. High Energy Phys.* **04** (2012) 132.
 [18] M. Procura and W. J. Waalewijn, *Phys. Rev. D* **85**, 114041 (2012).
 [19] A. Jain, M. Procura, B. Shotwell, and W. J. Waalewijn, [arXiv:1207.4788](https://arxiv.org/abs/1207.4788).
 [20] C. W. Bauer, S. Fleming, and M. E. Luke, *Phys. Rev. D* **63**, 014006 (2000).
 [21] C. W. Bauer, S. Fleming, D. Pirjol, and I. W. Stewart, *Phys. Rev. D* **63**, 114020 (2001).
 [22] C. W. Bauer and I. W. Stewart, *Phys. Lett. B* **516**, 134 (2001).
 [23] C. W. Bauer, D. Pirjol, and I. W. Stewart, *Phys. Rev. D* **65**, 054022 (2002).
 [24] J. C. Collins and D. E. Soper, *Nucl. Phys.* **B193**, 381 (1981).
 [25] J. C. Collins and D. E. Soper, *Nucl. Phys.* **B194**, 445 (1982).
 [26] S. D. Ellis, A. Hornig, C. Lee, C. K. Vermilion, and J. R. Walsh, *Phys. Lett. B* **689**, 82 (2010).
 [27] S. D. Ellis, C. K. Vermilion, J. R. Walsh, A. Hornig, and C. Lee, *J. High Energy Phys.* **11** (2010) 101.
 [28] T. T. Jouttenus, *Phys. Rev. D* **81**, 094017 (2010).
 [29] C. W. Bauer, F. J. Tackmann, J. R. Walsh, and S. Zuberi, *Phys. Rev. D* **85**, 074006 (2012).
 [30] J. R. Walsh and S. Zuberi, [arXiv:1110.5333](https://arxiv.org/abs/1110.5333).
 [31] M. Dasgupta and G. Salam, *Phys. Lett. B* **512**, 323 (2001).
 [32] M. Dasgupta and G. P. Salam, *J. High Energy Phys.* **08** (2002) 032.
 [33] R. Kelley, M. D. Schwartz, R. M. Schabinger, and H. X. Zhu, *Phys. Rev. D* **84**, 045022 (2011).
 [34] A. Hornig, C. Lee, I. W. Stewart, J. R. Walsh, and S. Zuberi, *J. High Energy Phys.* **08** (2011) 054.
 [35] Y. Li, S. Mantry, and F. Petriello, *Phys. Rev. D* **84**, 094014 (2011).
 [36] S. Catani, Y. L. Dokshitzer, M. Olsson, G. Turnock, and B. Webber, *Phys. Lett. B* **269**, 432 (1991).
 [37] Y. L. Dokshitzer, G. Leder, S. Moretti, and B. Webber, *J. High Energy Phys.* **08** (1997) 001.
 [38] M. Wobisch and T. Wengler, [arXiv:hep-ph/9907280](https://arxiv.org/abs/hep-ph/9907280).
 [39] M. Cacciari, G. P. Salam, and G. Soyez, *J. High Energy Phys.* **04** (2008) 063.
 [40] K. Konishi, A. Ukawa, and G. Veneziano, *Nucl. Phys.* **B157**, 45 (1979).
 [41] U. Sukhatme and K. Lassila, *Phys. Rev. D* **22**, 1184 (1980).
 [42] I. Vendramin, *Nuovo Cimento Soc. Ital. Fis.* **66A**, 339 (1981).
 [43] A. Majumder and X.-N. Wang, *Phys. Rev. D* **70**, 014007 (2004).
 [44] C. W. Bauer and M. D. Schwartz, *Phys. Rev. Lett.* **97**, 142001 (2006).
 [45] C. W. Bauer and M. D. Schwartz, *Phys. Rev. D* **76**, 074004 (2007).
 [46] M. Baumgart, C. Marcantonini, and I. W. Stewart, *Phys. Rev. D* **83**, 034011 (2011).
 [47] M. Cacciari, G. P. Salam, and G. Soyez, *Eur. Phys. J. C* **72**, 1896 (2012).
 [48] M. Hirai, S. Kumano, T.-H. Nagai, and K. Sudoh, *Phys. Rev. D* **75**, 094009 (2007).
 [49] D. de Florian, R. Sassot, and M. Stratmann, *Phys. Rev. D* **75**, 114010 (2007).
 [50] D. de Florian, R. Sassot, and M. Stratmann, *Phys. Rev. D* **76**, 074033 (2007).
 [51] S. Albino, B. Kniehl, and G. Kramer, *Nucl. Phys.* **B803**, 42 (2008).
 [52] A. Casey, I. C. Cloet, H. H. Matevosyan, and A. W. Thomas, [arXiv:1207.4267](https://arxiv.org/abs/1207.4267).
 [53] G. Altarelli and G. Parisi, *Nucl. Phys.* **B126**, 298 (1977).
 [54] D. Gross and F. Wilczek, *Phys. Rev. D* **9**, 980 (1974).
 [55] A. Mukherjee and W. Vogelsang, [arXiv:1209.1785](https://arxiv.org/abs/1209.1785).