

Chiral perturbation theory, the $1/N_c$ expansion and Regge behavior determine the structure of the lightest scalar meson

J. R. Peláez,¹ M. R. Pennington,² J. Ruiz de Elvira,¹ and D. J. Wilson³

¹*Departamento de Física Teórica II, Universidad Complutense de Madrid, 28040 Madrid, Spain*

²*Theory Center, Thomas Jefferson National Accelerator Facility, 12000 Jefferson Avenue, Newport News, Virginia 23606, USA*

³*Physics Division, Argonne National Laboratory, Argonne, Illinois 60439, USA*

(Received 7 October 2010; published 9 November 2011)

The leading $1/N_c$ behavior of unitarized chiral perturbation theory distinguishes the nature of the ρ and the σ : The ρ is a $\bar{q}q$ meson, while the σ is not. However, semilocal duality between resonances and Regge behavior cannot be satisfied for larger N_c , if such a distinction holds. While the σ at $N_c = 3$ is inevitably dominated by its di-pion component, unitarized chiral perturbation theory also suggests that as N_c increases above 6–8, the σ may have a subdominant $\bar{q}q$ fraction up at 1.2 GeV. Remarkably this ensures semilocal duality is fulfilled for the range of $N_c \lesssim 15$ –30, where the unitarization procedure adopted applies.

DOI: 10.1103/PhysRevD.84.096006

PACS numbers: 11.15.Pg, 12.39.Mk, 12.40.Nn, 13.75.Lb

I. INTRODUCTION

Long ago, Jaffe [1] identified the distinct nature of mesons: those built simply of a quark and an antiquark, and those with additional $\bar{q}q$ pairs. Of course, even well established $\bar{q}q$ resonances, like the ρ and ω , spend part of their time in four and six quark configurations as this is how they decay to $\pi\pi$ and 3π , respectively. However, the $1/N_c$ expansion [2] provides a method of clarifying such differences. If we could tune N_c up from 3, we would see that an intrinsically $\bar{q}q$ state would become narrower and narrower. As N_c increases, the underlying pole, which defines the resonant state, moves along the unphysical sheet(s) towards the real axis. In contrast, a tetraquark state would become wider and wider and its pole would effectively disappear from “physical” effect: if only we could tune N_c .

A long recognized feature of the world with $N_c = 3$ is that of “local duality” [3–5]. In a scattering process, as the energy increases from threshold, distinct resonant structures give way to a smooth Regge behavior. At low energy the scattering amplitude is well represented by a sum of resonances (with a background), but as the energy increases the resonances (having more phase space for decay) become wider and increasingly overlap. This overlap generates a smooth behavior of the cross section most readily described not by a sum of a large number of resonances in the direct channel, but the contribution of a small number of crossed channel Regge exchanges. Indeed, detailed studies [4,6] of meson-baryon scattering processes show that the sum of resonance contributions at all energies “averages” (in a well-defined sense to be recalled below) the higher energy Regge behavior. Indeed, these early studies [3,4] revealed how this property starts right from the πN threshold, so that this “local duality” holds across the whole energy regime. Thus, resonances in the s channel know about Regge exchanges

in the t channel. Indeed, these resonance and Regge components are not to be added like Feynman diagram contributions, but are “dual” to each other: one uses one *or* the other. Indeed, the wonderful formula discovered by Veneziano [7] is an explicit realization of this remarkable property. This has allowed the idea of “duality” first found in meson-nucleon reactions to be extended to baryon-antibaryon reactions, as well as to the simpler meson-meson scattering channel we consider here [8]. Unlike the idealized Veneziano model with its exact local duality, the real world, with finite width resonances, has a “semilocal duality” quantified by averaging over the typical spacing of resonance towers defined by the inverse of the slope of relevant Regge trajectory.

Regge exchanges too are built from $\bar{q}q$ and multi-quark contributions. In a channel like that with isospin 2 in $\pi\pi$ scattering, or isospin 3/2 in $K\pi$ scattering, there are no $\bar{q}q$ resonances, and so the Regge exchanges with these quantum numbers must involve multi-quark components. Data teach us that even at $N_c = 3$ these components are suppressed compared to the dominant $\bar{q}q$ exchanges. Semilocal duality means that in $\pi^+\pi^-\rightarrow\pi^-\pi^+$ scattering, the low energy resonances must have contributions to the cross section that “on the average” cancel, since this process is purely isospin 2 in the t channel. The meaning of semilocal duality is that this cancellation happens right from the $\pi\pi$ threshold.

Now in $\pi\pi$ scattering below 900 MeV, there are just two low energy resonances: the ρ with $I = J = 1$ and the σ with $I = J = 0$. In the model of Veneziano, where resonances contribute as delta functions, exact local duality is achieved by the σ and ρ having exactly the same mass, and the coupling squared of the σ is 9/2 times that of the ρ . Of course, the Veneziano amplitude is too simplistic and does not respect two body unitarity. Yet nevertheless, in the real world with $N_c = 3$ with finite width resonances “semilocal” duality is at play right from threshold. There

is a cancellation between the ρ with a width of 150 MeV, which is believed to be predominantly a $\bar{q}q$ state, and the σ , which is very broad, at least 500 MeV wide, with a shape that is not Breit-Wigner like, and might well be a tetraquark, molecular [9] or gluonic state [10,11], or possibly a mixture of all of these. Its short-lived nature certainly means it spends most of its existence in a di-pion configuration. The contribution of these two resonances to the $\pi^+\pi^-$ cross section do indeed “on average” cancel in keeping with $I = 2$ exchange in the t channel. However, such a distinct nature for the ρ and σ would prove a difficulty if we could increase N_c . A tetraquark σ would become still broader and its contribution to the cross section less and less, while its companion the ρ would become more delta-function-like and have nothing to cancel. Semilocal duality would fail. The correct Regge behavior would not be generated. It would just be a feature of the world with $N_c = 3$ and not for higher values. Yet our theoretical expectation is quite the contrary, the multi-quark Regge exchange should be even better suppressed as N_c increases above 3. This paradox clearly poses a problem for the description of the σ as a non- $\bar{q}q$ state. The aim of this paper is to show how unitarized chiral perturbation theory provides a picture of how this paradox is resolved.

Chiral perturbation theory (χ PT) [12] provides a systematic procedure for computing processes involving the Goldstone bosons of chiral symmetry breaking, particularly pions. The domain of applicability is naturally restricted to low energies where the pion momenta p and the pion mass m_π are much less than the natural scale of the theory specified by the pion decay constant f_π scaled by 4π , i.e. 1 GeV. The presence at low energies of elastic resonances, like the ρ and σ , means that the unitarity limit is reached at well below this scale of 1 GeV. Consequently, the fact that χ PT satisfies unitarity order by order is not sufficiently fast for these key low energy resonances to be described beyond their near threshold tails. Much effort has been devoted to accelerating the process of unitarization [13–19]. Low orders in χ PT must already contain information about key components at all orders for unitarization to be achieved. It surely pays to sum these known contributions up even when working ostensibly at low orders in perturbation theory. One method for achieving a unitarized chiral perturbation theory (UChPT) is the *inverse amplitude method* (IAM) [13–15,20]. This is based on the very simple idea that, in the region of elastic unitarity, the imaginary part of the inverse of each partial wave amplitude is determined by phase space—dynamics resides in the real part of the inverse amplitude. This procedure leads naturally to resonant effects in the strongly attractive $I = 0$ and $I = 1$ channels. At tree level χ PT involves just one parameter, the pion decay constant. However, at higher orders new low energy constants (LECs) enter in the pion-pion scattering amplitudes: four at one loop order [12], six more at two loops [21], etc. These have to be

fixed from experiment. Clearly, the predictive power of the theory, so apparent at tree level, where every pion process just depends on the scale set by f_π , becomes clouded as higher loops become significant with the LECs poorly known. While the elastic inverse amplitude method delays the onset of these new terms with their additional LECs, this is still restricted to the region below 1 GeV (or 1.2 GeV if the IAM is used within a coupled channel formalism, although this has other problems not present in the elastic treatment—see [18]).

A beauty of chiral Lagrangians is that the N_c dependence of the parameters is determined. Every LEC, starting with f_π has a well-defined leading N_c behavior [12,22], for instance, $f_\pi \sim \sqrt{N_c}$. At one-loop order with central values for the LECs, one of us (J. R. P.) has studied unitarized low energy $\pi\pi$ scattering as N_c increases [23], showing how the ρ does indeed become narrower (as expected of a $\bar{q}q$ resonance). In contrast, at least for not too large N_c , the σ pole became wider and moved away from the 400 to 600 MeV region of the real energy axis, as anticipated by a largely $\bar{q}q$ nature. As we shall discuss, and as already introduced, this means that for the central values and most parameter space, the semilocal duality implicit in finite energy sum rules (FESRs) is not satisfied as N_c increases.

Subsequently, one of us (J. R. P.) together with Rios showed [24] that the N_c behavior becomes more subtle when two-loop χ PT effects are included. In particular, for the best fits of the unitarized two-loop χ PT, there is a $\bar{q}q$ component of the σ , which while subdominant at $N_c = 3$, becomes increasingly important as N_c increases. The σ pole still moves away from the 400–600 MeV region of the real axis, but the pole trajectory turns around moving back towards the real axis above 1 GeV as N_c becomes larger than 10 or so. This occurs rather naturally in the two-loop results but was only hinted in some part of the one-loop parameter space. Such a behavior would indicate that, while the σ is predominantly non- $\bar{q}q$ at $N_c = 3$, it does have a $\bar{q}q$ component. As we show here, it is this component that ensures FESRs are satisfied. Regge expectations then hold at all N_c . Indeed, imposing this as a physical requirement places a constraint on the second order LECs: a constraint readily satisfied with LECs in fair agreement with current crude estimates.

Thus, chiral dynamics already contains the resolution of the paradox that was the motivation for this study: namely, how does the suppression of $I = 2$ Regge exchanges happen if resonances like the ρ and σ are intrinsically different. We will see that the σ may naturally contain a small but all important $\bar{q}q$ component. At large N_c this would be the seed of this state. As N_c is lowered this state will have an increased coupling to pions, and it is these that dominate its existence when $N_c = 3$. We will, of course, discuss the range of N_c for which the IAM applies and where replacing the LECs (at $N_c = 3$) with their leading N_c form is appropriate.

II. SEMILOCAL DUALITY AND FINITE ENERGY SUM RULES

A. Regge theory and semilocal duality

Regge considerations lead us to study s -channel $\pi\pi$ scattering amplitudes with definite isospin in the t channel, labeled $A^I(s, t)$. These can, of course, be written in terms of amplitudes with definite isospin in the direct channel, $A^{sI}(s, t)$, using the well-known crossing relationships, so that

$$\begin{aligned} A^{t0}(s, t) &= \frac{1}{3}A^{s0}(s, t) + A^{s1}(s, t) + \frac{5}{3}A^{s2}(s, t) \\ A^{t1}(s, t) &= \frac{1}{3}A^{s0}(s, t) + \frac{1}{2}A^{s1}(s, t) - \frac{5}{6}A^{s2}(s, t) \\ A^{t2}(s, t) &= \frac{1}{3}A^{s0}(s, t) - \frac{1}{2}A^{s1}(s, t) + \frac{1}{6}A^{s2}(s, t). \end{aligned} \quad (1)$$

It is convenient to denote the common channel threshold by $s_{\text{th}} \equiv t_{\text{th}} \equiv 4m_\pi^2$. The amplitudes of Eq. (1) have definite symmetry under $s \rightarrow u$ and this will be reflected in writing them as functions of $\nu = (s - u)/2$, a variable for which $\nu = s = -u$ along the line $t = t_{\text{th}}$. To check semilocal duality, we need to continue the well-known Regge asymptotics at fixed t down to threshold. To do this we follow [25] with

$$\text{Im} A_{\text{Regge}}^I(\nu, t) = \sum_R \beta_R(t) \Theta(\nu) [\alpha'^2(\nu^2 - \nu_{\text{th}}^2)]^{\alpha_R(t)/2}, \quad (2)$$

where as usual the $\alpha_R(t)$ denote the Regge trajectories with the appropriate t -channel quantum numbers, $\beta_R(t)$ their Regge couplings, and α' is the universal slope of the $\bar{q}q$ meson trajectories ($\sim 0.9 \text{ GeV}^{-2}$). The crossing function $\Theta(\nu) = [1 - \nu_{\text{th}}^2/\nu^2]^{(1+\gamma)}$ having $\gamma = 0$ for $s - u$ -even amplitudes, and $\gamma = 1/2$ if they are crossing odd, ensures the imaginary parts of the amplitudes vanish at threshold, while being unity when ν is large. ν_{th} is the value of ν at threshold, viz. $\nu_{\text{th}} = (s_{\text{th}} + t)/2$. For the amplitude with $I = 1$ in the t channel, for which $\gamma = 1$, the sum in Eq. (2) will be dominated by ρ exchange with a trajectory $\alpha(t) = \alpha_0 + \alpha't$ that has the value 1 at $t = m_\rho^2$ and 3 at $t = m_{\rho_3}^2$ [26], i.e. $\alpha_0 = 0.467$ and $\alpha' = 0.889 \text{ GeV}^{-2}$. For isoscalar exchange the dominant trajectories are the Pomeron with $\alpha_P(t) = 1.083 + 0.25t$ (with t in GeV^2 units) [27]¹ and the f_2 trajectory which is almost degenerate with that of the ρ . For the exotic $I = 2$ channel with its leading Regge exchange being a $\rho - \rho$ cut, we expect $\alpha(0) \ll \alpha_\rho(0)$, and its couplings to be correspondingly smaller.

Semilocal duality between Regge and resonance contributions teaches us that

¹Because of the rapid convergence of the sum rules we consider, the fact the Pomeron form used violates the Froissart bound is of no consequence. This has been explicitly checked by also using the parametrization of Cudell *et al.* [28].

$$\int_{\nu_1}^{\nu_2} d\nu \nu^{-n} \text{Im} A_{\text{resonance}}^I(\nu, t) \simeq \int_{\nu_1}^{\nu_2} d\nu \nu^{-n} \text{Im} A_{\text{Regge}}^I(\nu, t), \quad (3)$$

the ‘‘averaging’’ should take place over at least one resonance tower. Thus, the integration region $\nu_2 - \nu_1$ should be a multiple of $1/\alpha'$, typically 1 GeV^2 . We will consider two ranges from threshold to 1 GeV^2 and up to 2 GeV^2 .

This duality should hold for values of t close to the forward scattering direction, and so we consider both $t = 0$ and $t = t_{\text{th}}$. The difference in results between these two gives us a measure of the accuracy of semilocal duality, as expressed in Eq. (3). Since we are interested in the resonance integrals being saturated by the lightest states, we consider values of $n = 0$ to $n = 3$. We will find that with $n = 1, 2, 3$ the low mass resonances do indeed control these finite energy sum rules.

B. Finite energy sum rules from data (i.e. $N_c = 3$)

Let us first look at $\pi\pi$ scattering data and see how well it approximates this relationship, before we consider the various resonances contributions that make up the ‘‘data’’ and in turn how these might change with N_c . To do this it is useful to define the following ratio:

$$R_n^I = \frac{\int_{\nu_1}^{\nu_2} d\nu \nu^{-n} \text{Im} A^I(\nu, t)}{\int_{\nu_1}^{\nu_3} d\nu \nu^{-n} \text{Im} A^I(\nu, t)}. \quad (4)$$

The behavior of such a ratio tests the way the low energy amplitudes average the expected leading Regge energy dependence of Eq. (2)—the leading Regge behavior because only then does the Regge coupling $\beta_R(t)$ cancel out in the ratio. We will consider these ratios with ν_1 at its threshold value, $\nu_2 = 1 \text{ GeV}^2$ and $\nu_3 = 2 \text{ GeV}^2$. In evaluating the amplitudes in Eq. (1), we represent them by a sum of s -channel partial waves, so that

$$\text{Im} A^{sI}(s, t) = \sum_\ell (2\ell + 1) \text{Im} \mathcal{A}_\ell^I(s) P_\ell(z_s), \quad (5)$$

where the sum involves only even ℓ for $I = 0, 2$ and odd ℓ for $I = 1$. $P_\ell(z_s)$ are the usual Legendre polynomials, with z_s the cosine of the s channel c.m. scattering angle related to the Mandelstam variables by $z_s = 1 + 2t/(s - s_{\text{th}})$. It is useful to note that the partial wave amplitudes behave towards threshold like $\mathcal{A}_\ell \sim (s - s_{\text{th}})^\ell$, so that the imaginary parts that appear in Eqs. (3)–(5) behave like $(s - s_{\text{th}})^{2\ell+1}$ from unitarity.

We use the partial wave parametrization from Kamiński, Peláez, and Yndurain (KPY) [29] to represent the data. The partial wave sum is performed in two ways: first including partial waves up to and including $\ell = 2$, and second with just the S and P waves. We compare each of these in Table I with the evaluation of the ratios in Eq. (4) using the leading Regge pole contribution. This serves as a guide as to

TABLE I. R_n^I ratios defined in Eq. (4) evaluated using the Regge model of Eq. (2) and the KPY $\pi\pi$ parametrization [29] with and without D waves.

	n	$I_t = 0$		$I_t = 1$	
		$t = t_{\text{th}}$	$t = 0$	$t = t_{\text{th}}$	$t = 0$
REGGE	0	0.225	0.233	0.325	0.353
	1	0.425	0.452	0.578	0.642
	2	0.705	0.765	0.839	0.908
	3	0.916	0.958	0.966	0.990
KPY S, P, D	0	0.337 ± 0.093	0.342 ± 0.083	0.479 ± 0.213	0.492 ± 0.191
	1	0.567 ± 0.095	0.582 ± 0.082	0.725 ± 0.157	0.741 ± 0.131
	2	0.788 ± 0.061	0.815 ± 0.047	0.894 ± 0.072	0.911 ± 0.052
	3	0.927 ± 0.023	0.953 ± 0.013	0.971 ± 0.022	0.982 ± 0.011
KPY S, P	0	0.615 ± 0.169	0.572 ± 0.133	0.743 ± 0.187	0.709 ± 0.103
	1	0.796 ± 0.145	0.771 ± 0.120	0.874 ± 0.123	0.861 ± 0.064
	2	0.912 ± 0.088	0.909 ± 0.068	0.950 ± 0.062	0.950 ± 0.026
	3	0.971 ± 0.038	0.977 ± 0.021	0.984 ± 0.023	0.989 ± 0.006

- (i) how well semilocal duality of Eq. (3) works from experimental data in the world of $N_c = 3$ by comparing the Regge “prediction” with the KPY representation of experiment, and
- (ii) by comparing how well the integrals are dominated by just the lowest partial waves $\ell \leq 1$ with $\ell \leq 2$.

This will be needed to address how the duality relation of Eq. (3) puts constraints on the nature of the ρ and σ resonances. We present these results in Table I. The $n = 1$ integral would with $t = 0$ be closest to averaging the total cross section. The table shows that the data follow the expectations of semilocal duality from the dominant Pomeron and ρ Regge exchange immediately above threshold to 1 and 2 GeV^2 . As expected this works best for $n \geq 1$ when the low energy regime dominates. We see that including just S and P waves is not sufficient for this agreement. For the $n = 0$ sum rule even higher waves than D are crucial in integrating up to 2 GeV^2 . In contrast for $n = 3$ of course just S and P are naturally sufficient. Higher values of n would weight the near threshold behavior of all waves even more and this region is less directly controlled by resonance contributions alone but their tails down to threshold, where Regge averaging is less likely to be valid. Thus, we restrict attention to our finite energy sum rules with $n = 1-3$. It is important to note that all we require is the fact that the $I_t = 2$ exchange is lower lying than those with $I_t = 0, 1$. That the continuation of Regge behavior for the absorptive parts of the amplitude actually does average resonance-dominated low energy data even with sum rules with $n = 2, 3$ is proved by considering the P and D -wave scattering lengths. With scattering lengths defined by being the limit of the real part of the appropriate partial waves, Eq. (5), as the momentum tends to zero:

$$a_\ell^I = \lim_{p \rightarrow 0} \mathcal{A}_\ell^I(s)/(p/m_\pi)^{2\ell}, \quad (6)$$

where $p = \frac{1}{2}\sqrt{s - s_{\text{th}}}$. Then by using the Froissart-Gribov representation for the partial wave amplitudes, we have

$$a_1^I = \frac{4}{3\pi} \int_{s_{\text{th}}}^{\infty} \frac{ds}{s^2} \text{Im}A^{tI}(s, t_{\text{th}}) \quad (7)$$

$$a_2^0 = \frac{16}{15\pi} \int_{s_{\text{th}}}^{\infty} \frac{ds}{s^3} \text{Im}A^{t0}(s, t_{\text{th}}). \quad (8)$$

If we evaluate these integrals using just the Regge representation from threshold up, we find the following result:

$$m_\pi^2 a_1^I = \frac{1}{12\pi} \beta_\rho(t_{\text{th}}) (\alpha' s_{\text{th}})^{\alpha_\rho} \Gamma\left(\frac{5}{2} + \frac{\alpha_\rho}{2}\right) \Gamma\left(\frac{1}{2} - \frac{\alpha_\rho}{2}\right), \quad (9)$$

$$m_\pi^4 a_2^0 = \frac{1}{120\pi} \sum_{R=P, f_2} \beta_R(t_{\text{th}}) (\alpha' s_{\text{th}})^{\alpha_R} \Gamma\left(2 + \frac{\alpha_R}{2}\right) \times \Gamma\left(1 - \frac{\alpha_R}{2}\right), \quad (10)$$

where each α_R is to be evaluated at $t = t_{\text{th}}$. Analysis of high energy NN and πN scattering [30,31] determines the couplings β_R of the contributing Regge poles to $\pi\pi$ scattering through factorization [25]. In the case of the ρ , the value of the residue is known to be almost proportional to $\alpha_\rho(t)$ putting a zero close to $t \simeq -0.5$ (GeV^2) and reproducing the correct $\rho\pi\pi$ coupling at $t = m_\rho^2$. This is more like the shape shown in Ref. [32] than that proposed earlier by Rarita *et al.* [30,31]. This fixes $\beta_\rho(t = t_{\text{th}}) = 0.84 \pm 0.13$ from the “best value” of the analysis of Ref. [31].² The suppression of $I = 2$ s -channel amplitudes that is basic to our assumptions here requires an exchange degeneracy between the ρ and f_2 trajectories, so that

²Note that the amplitudes defined in [31] are $\pi/4$ times those used here.

$\beta_{f_2} = 3\beta_\rho/2$, as in the “best value” fit of Ref. [31]. With the Pomeron contribution proportional to a $\pi\pi$ cross section of 16 ± 2 mb for $s \simeq 5\text{--}8$ GeV². This gives

$$\begin{aligned} m_\pi^2 a_1^1 &= (3.4 \pm 0.5) \times 10^{-2}, \\ m_\pi^4 a_2^0 &= (1.67 \pm 0.19) \times 10^{-3} \end{aligned} \quad (11)$$

to be compared with the precise values found by Colangelo, Gasser, and Leutwyler [33] from a dispersive analysis of $\pi\pi$ amplitudes combining Roy equations and χ PT predictions

$$\begin{aligned} m_\pi^2 a_1^1 &= (3.79 \pm 0.06) \times 10^{-2}, \\ m_\pi^4 a_2^0 &= (1.75 \pm 0.03) \times 10^{-3}, \end{aligned} \quad (12)$$

or the recent dispersive analysis by two of us and other collaborators in [34], which includes the latest NA48/2 K_{e4} decay results [35] and no χ PT,

$$\begin{aligned} m_\pi^2 a_1^1 &= (3.81 \pm 0.09) \times 10^{-2}, \\ m_\pi^4 a_2^0 &= (1.78 \pm 0.03) \times 10^{-3}. \end{aligned} \quad (13)$$

We see that the presumption that Regge parametrization averages the low energy scattering in terms of sum rules with $n = 2, 3$ is borne out with remarkable accuracy: far greater accuracy than underlies our fundamental assumption that $I = 2$ s -channel resonances and t -channel exchanges are suppressed relative to those with $I = 0$ and 1. This is further supported by the fact that the $I = 2$ D -wave scattering length as determined in [33,34] is indeed a factor of 10 smaller than that for $I = 0$. The required cancellation between the ρ and the σ contributions that is the subject of this paper requires a less stringent relation than nature imposes at $N_c = 3$.

III. N_c DEPENDENCE OF $\pi\pi$ SCATTERING TO ONE-LOOP UCHPT: DOMINANT NON- $\bar{q}q$ BEHAVIOR OF THE σ

Having confirmed that semilocal duality between resonances and Regge behavior works for $N_c = 3$, we turn to the description of amplitudes within chiral perturbation theory and the inverse amplitude method (IAM). For orientation we recapitulate first the central results of Ref. [23] and we will discuss the uncertainties at the end. We plot in Fig. 1 the imaginary part of the $\pi\pi$ scattering partial waves, T_J^I , with $I = J = 0$ and $I = J = 1$ from unitarized one-loop $SU(3)$ χ PT, which fits the experimental data very well for $N_c = 3$. The virtue of χ PT is the fact that the constants all have a dependence on N_c that is well defined at leading order.

As anticipated by the work of one of us (J. R. P.) [23], Fig. 1 shows how the ρ peak narrows as N_c increases and how its mass barely moves (for the LECs used here the mass decreases slightly, whereas for those in [23], with a coupled channel IAM, it increases, but again by very little). In contrast, any scalar resonance contribution to the isoscalar amplitude becomes smaller and flatter below 1 GeV. Indeed, the positions of the ρ and σ poles move along the unphysical sheet as N_c increases from 3. It is useful to replicate these results here, as shown in Fig. 2. We see the ρ pole move towards the real axis, while that for the σ moves away from the real axis region below 1 GeV. This is, of course, reflected in the behavior of the amplitudes with definite t -channel isospin, Eq. (1).

The one-loop LECs we have used are those from Ref. [36]. These are listed in Table II. Constructing the IAM analysis of [24] using these LECs, we show in Fig. 3 the imaginary parts of the resulting amplitudes as functions of s . We see for instance in looking at $\text{Im}A^{I^2}(\nu, t_{\text{th}})/\nu^2$ that

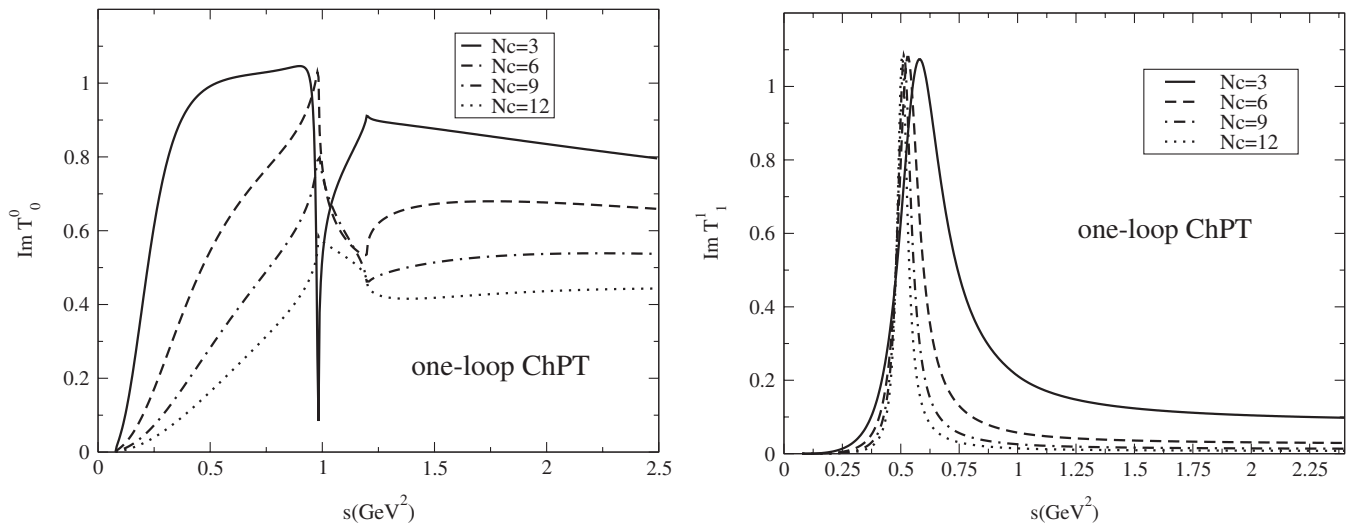


FIG. 1. Absorptive parts of key partial wave amplitudes, $\text{Im}T_J^I(s)$ with $I = J = 0$ and $I = J = 1$. Parameters are fixed from a coupled channel $SU(3)$ chiral fit at $N_c = 3$ to data.

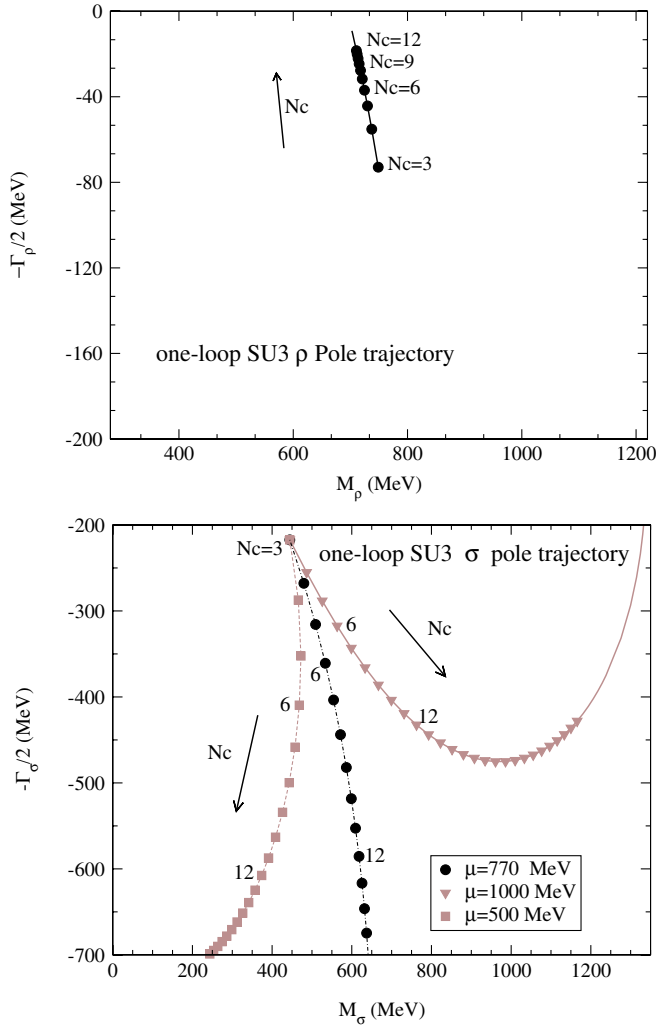


FIG. 2 (color online). Position of the ρ and σ poles in the complex energy plane as a function of N_c in one-loop χ PT. Black lines correspond to the fit described in the text [36] imposing the leading $1/N_c$ behavior of the LECs at the usual renormalization scale $\mu = 770$ MeV. Note the different vertical scales for the ρ and σ poles. The lighter points delineate the estimated uncertainty from the choice of μ . This range is not plotted for the ρ , since it is so very close to the central line.

at $N_c = 3$ the positive σ and negative ρ components cancel. This is not the case as N_c increases to 12.

To quantify the N_c dependence at different orders in χ PT and with different choices of LECs, we calculate the value of finite energy sum rules (FESR) ratios:

$$F_n^{II'}(t) = \frac{\int_{\nu_{th}}^{\nu_{max}} d\nu \text{Im}A^{II'}(\nu, t, N_c)/\nu^n}{\int_{\nu_{th}}^{\nu_{max}} d\nu \text{Im}A^{II'}(\nu, t, N_c)/\nu^n}, \quad (14)$$

for different values of $n = 0-3$, and N_c, t, ν_{max} , and isospin t channels I, I' . The ratio F^{10} compares the amplitude given by ρ Regge exchange with that controlled by the

TABLE II. One-loop IAM LECs we have used [36].

LECs($\times 10^3$)	One-loop IAM
L_1^r	0.60 ± 0.09
L_2^r	1.22 ± 0.08
L_3^r	-3.02 ± 0.06
L_4^r	0(fixed)
L_5^r	1.90 ± 0.03
L_6^r	-0.07 ± 0.20
L_7^r	-0.25 ± 0.18
L_8^r	0.84 ± 0.23

Pomeron, while the ratio F^{21} compares the “exotic” four quark exchange with $\bar{q}q$ ρ exchange.

We show the results in Table III and plot the data in Fig. 4. If Regge expectations were working at one-loop order, we would expect F^{10} to tend to 0.66 and for F^{21} to be very small in magnitude, just as they are at $N_c = 3$, particularly for a cutoff of 2 GeV^2 , the results for which are shown as the bolder lines. However, as N_c increases we find that the ratio F^{10} tends to 0.5, while that for F^{21} tends to -1 . This is in accord with the $n = 1, 2$ sum rules becoming increasingly dominated by the ρ with very little scalar contribution. This difference is a consequence of the seeming largely non- $\bar{q}q$ nature of the σ being incompatible with Regge expectations. All these results use values for the one-loop LECs that accurately fit the low energy $\pi\pi$ phase shifts up to 1 GeV.

Finally, let us recall that the LECs carry a dependence on the regularization scale μ that cancels with those of the loop functions to give a finite result order by order. As a consequence, when rescaling the LECs with N_c , a specific choice of μ has to be made. In other words, despite the χ PT and IAM amplitudes being scale independent, the N_c evolution is not. Intuitively, μ is related to a heavier scale, which has been integrated out in χ PT and it is customary to take μ between 0.5 and 1 GeV [23,37]. This range is confirmed by the fact that at these scales the measured LECs satisfy their leading $1/N_c$ relations fairly well [37]. All the previous considerations about the one-loop IAM have been made with an N_c scaling at the usual choice of renormalization scale $\mu = 770 \text{ MeV} \simeq M_\rho$, which is the most natural choice given the fact that the values of the LECs are mainly saturated by the first octet of vector resonances, with additional contributions from scalars above 1 GeV [37].

Thus, in Fig. 2 we have also illustrated the uncertainties in the pole movements for the $\rho(770)$ and $f_0(600)$ due to the choice of μ . Note that the $\rho(770)\bar{q}q$ behavior is rather stable, since for the LECs in Table II the variation is negligible. Other sets of LECs [23,38], which also provide a relatively good description of the $\rho(770)$, show a bigger variation with μ , but they always lead to the expected $\bar{q}q$ behavior. In contrast, we observe that the only robust

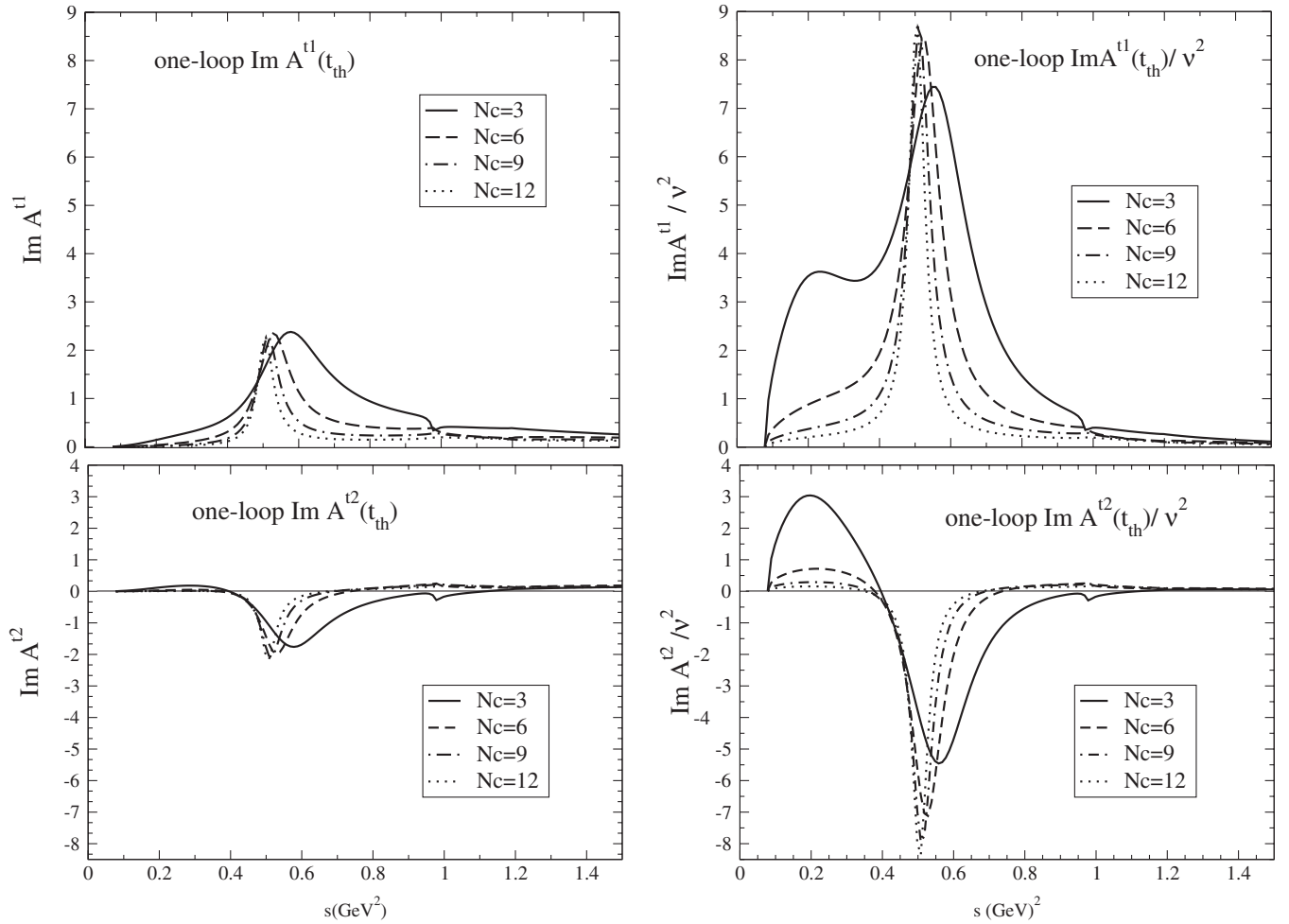


FIG. 3. Absorptive part of amplitudes with definite t -channel isospin, $\text{Im}A^{I1}(s, t_{\text{th}})/\nu^n$. The top pair of graphs has $I = 1$ and the lower with $I = 2$, and on the left hand $n = 0$ and right hand $n = 2$. Parameters have been fixed from a coupled channel $SU(3)$ chiral fit at $N_c = 3$ to data.

feature of the $f_0(600)$ is that it does not behave predominantly as a $\bar{q}q$. Unfortunately, its detailed pole behavior is not well determined except for the fact that it moves away from the 400 to 600 MeV region of the real axis and that at N_c below 15 its width always increases. However, for N_c around 20 or more and for the higher values of the μ range, the width may start decreasing again and the pole would start behaving as a $\bar{q}q$.

In Fig. 5 we show how the IAM uncertainty translates into our calculations of the F_n^{21} ratio for the most interesting cases $n = 2, 3$. The thick continuous line stands for the central values we have been discussing so far, which at larger N_c tend to grow in absolute value and, as already commented, spoil semilocal duality. The situation is even worse when the N_c scaling of our LECs is performed at $\mu = 500$ MeV. This is due to the fact, seen in Fig. 2, that, with this choice of μ , the σ pole moves deeper and deeper

into the complex plane and its mass even decreases. Let us note that this behavior—compatible with our IAM results when the uncertainty in μ is taken into account—is also found when studying the leading N_c behavior within other unitarization schemes, or for certain values of the LECs within the one-loop IAM [39,40]. We would therefore also expect that in these treatments semilocal duality would deteriorate very rapidly. In [39], there is the $f_0(980)$, as well as other scalar states above 1300 MeV, but all of them seem insufficient to compensate for the disappearance of the σ pole. As we will discuss in Sec. V, this is because the contributions of the $f_0(980)$ resonance and the region above 1300 MeV to our F_n^{IJ} ratios are rather small, and in [39] they seem to become even smaller, since all those resonances become narrower as N_c increases. Of course, as pointed out in [39] this deserves a detailed calculation within their approach.

TABLE III. Ratios for one loop UChPT using LECs from a single channel fit.

One loop $SU(3)$ IAM						
	n	N_c	$t = t_{\text{th}}$		$t = 0$	
			$\nu_{\text{max}} = 1 \text{ GeV}^2$	$\nu_{\text{max}} = 2 \text{ GeV}^2$	$\nu_{\text{max}} = 1 \text{ GeV}^2$	$\nu_{\text{max}} = 2 \text{ GeV}^2$
F_n^{10}	0	3	0.503 ± 0.008	0.385 ± 0.023	0.500 ± 0.010	0.364 ± 0.027
		6	0.527 ± 0.013	0.475 ± 0.033	0.534 ± 0.017	0.468 ± 0.038
		9	0.528 ± 0.015	0.522 ± 0.039	0.537 ± 0.020	0.524 ± 0.046
		12	0.524 ± 0.015	0.545 ± 0.042	0.533 ± 0.021	0.552 ± 0.050
	1	3	0.521 ± 0.008	0.457 ± 0.016	0.526 ± 0.011	0.452 ± 0.019
		6	0.529 ± 0.011	0.506 ± 0.022	0.538 ± 0.015	0.507 ± 0.026
		9	0.525 ± 0.013	0.525 ± 0.024	0.532 ± 0.016	0.530 ± 0.029
		2	0.520 ± 0.012	0.531 ± 0.027	0.526 ± 0.016	0.538 ± 0.030
	2	3	0.551 ± 0.011	0.522 ± 0.013	0.575 ± 0.013	0.544 ± 0.016
		6	0.536 ± 0.012	0.526 ± 0.016	0.550 ± 0.015	0.538 ± 0.019
		9	0.525 ± 0.011	0.525 ± 0.016	0.534 ± 0.015	0.533 ± 0.020
		12	0.517 ± 0.010	0.523 ± 0.016	0.524 ± 0.013	0.529 ± 0.019
	3	3	0.599 ± 0.015	0.588 ± 0.015	0.654 ± 0.017	0.645 ± 0.017
		6	0.551 ± 0.014	0.547 ± 0.015	0.579 ± 0.017	0.575 ± 0.018
		9	0.530 ± 0.012	0.530 ± 0.014	0.547 ± 0.016	0.547 ± 0.017
		12	0.519 ± 0.010	0.521 ± 0.012	0.530 ± 0.013	0.532 ± 0.015
F_n^{21}	0	3	-0.441 ± 0.021	-0.220 ± 0.045	-0.312 ± 0.029	-0.073 ± 0.058
		6	-0.415 ± 0.050	0.012 ± 0.057	-0.259 ± 0.057	0.180 ± 0.059
		9	-0.479 ± 0.068	0.059 ± 0.083	-0.319 ± 0.080	0.230 ± 0.079
		12	-0.552 ± 0.074	0.047 ± 0.105	-0.399 ± 0.073	0.221 ± 0.097
	1	3	-0.355 ± 0.021	-0.269 ± 0.021	-0.193 ± 0.022	-0.104 ± 0.023
		6	-0.438 ± 0.047	-0.228 ± 0.052	-0.284 ± 0.051	-0.074 ± 0.052
		9	-0.538 ± 0.054	-0.262 ± 0.077	-0.396 ± 0.068	-0.113 ± 0.078
		12	-0.621 ± 0.060	-0.317 ± 0.093	-0.493 ± 0.073	-0.170 ± 0.097
	2	3	-0.157 ± 0.043	-0.133 ± 0.036	0.107 ± 0.039	0.123 ± 0.032
		6	-0.382 ± 0.053	-0.299 ± 0.054	-0.171 ± 0.054	-0.100 ± 0.053
		9	-0.530 ± 0.056	-0.415 ± 0.066	-0.354 ± 0.063	-0.247 ± 0.069
		12	-0.630 ± 0.053	-0.505 ± 0.072	-0.481 ± 0.062	-0.355 ± 0.078
	3	3	0.175 ± 0.062	0.176 ± 0.058	0.578 ± 0.042	0.577 ± 0.040
		6	-0.193 ± 0.066	-0.169 ± 0.065	0.204 ± 0.057	0.217 ± 0.056
		9	-0.407 ± 0.062	-0.369 ± 0.066	-0.054 ± 0.061	-0.030 ± 0.063
		12	-0.541 ± 0.055	-0.497 ± 0.063	-0.233 ± 0.060	-0.200 ± 0.064

In Fig. 5 we also find that the F_n^{21} are much smaller and may even seem to stabilize if we apply the N_c scaling of the LECs at $\mu = 1000$ MeV. In such a case, the σ pole, after moving away from the real axis, returns back at higher masses, above roughly 1 GeV. For simplicity we only show F_n^{21} for the $t = 0$ case, but a similar pattern is found at $t = 4M_\pi^2$: the turning back of the σ pole at higher masses helps to keep the F_n^{21} ratios smaller. This behavior follows from the existence of a subdominant $\bar{q}q$ component within the $f_0(600)$ with a mass which is at least twice that of the original $f_0(600)$ pole. However, at one-loop order such behavior only occurs at one extreme of the μ range. In

contrast, as we will see next, it appears in a rather natural way in the two-loop analysis.

IV. N_c DEPENDENCE OF $\pi\pi$ SCATTERING TO TWO-LOOP UChPT: SUBDOMINANT $\bar{q}q$ COMPONENT OF THE σ

Now let us move to two-loop order in χ PT [21] and see if this situation changes. The IAM to two loops for pion-pion scattering was first formulated in [15], and first analyzed in [19]. With a larger number of LECs appearing, we clearly have more freedom. In studying the $1/N_c$

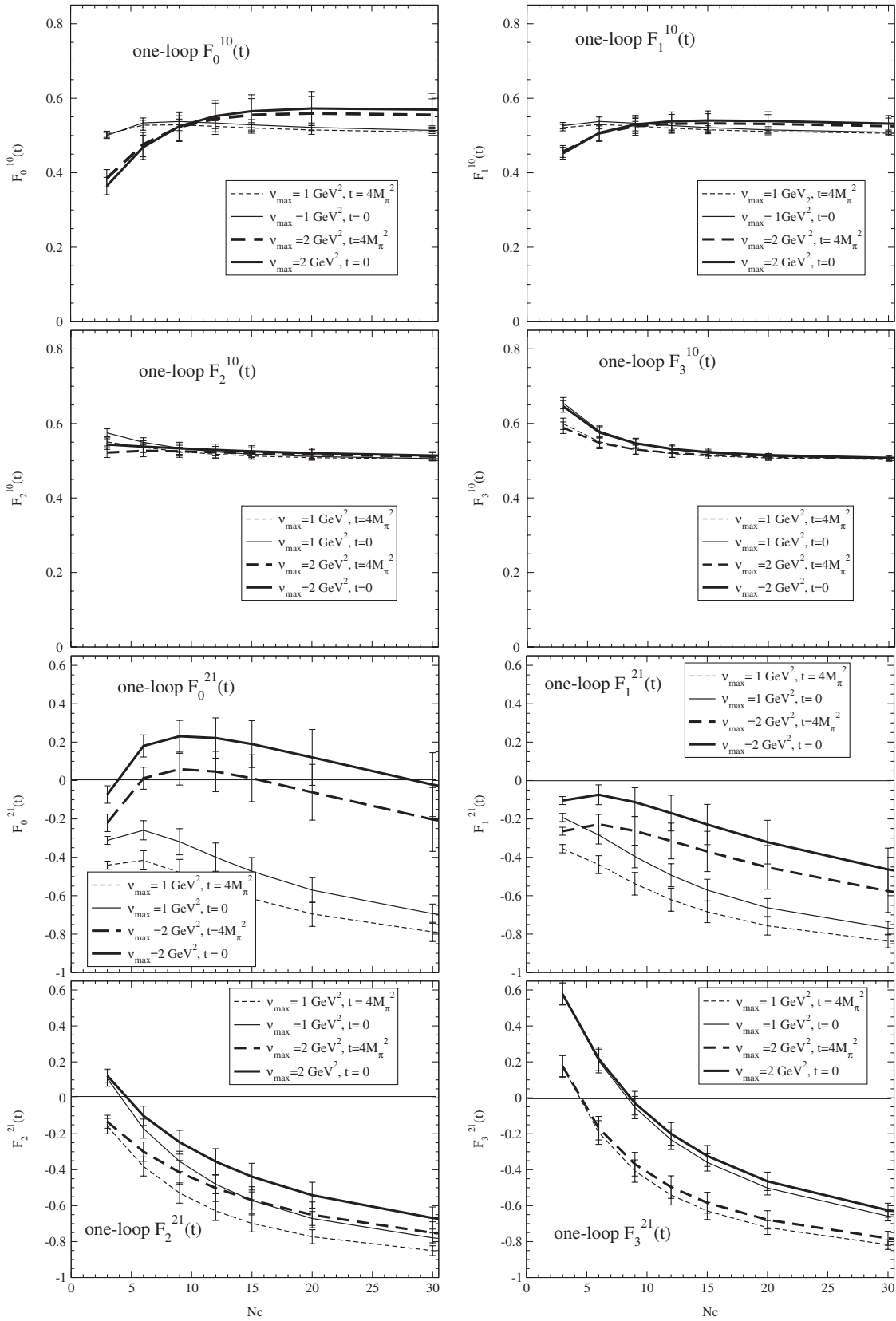


FIG. 4. Ratios $F_n^{I'}$ of Eq. (13) with $n = 0-3$. The top four graphs are for F^{10} , and the lower four for F^{21} . One-loop χ PT IAM parameters are from a coupled channel $SU(3)$ fit with $N_c = 3$ to data.

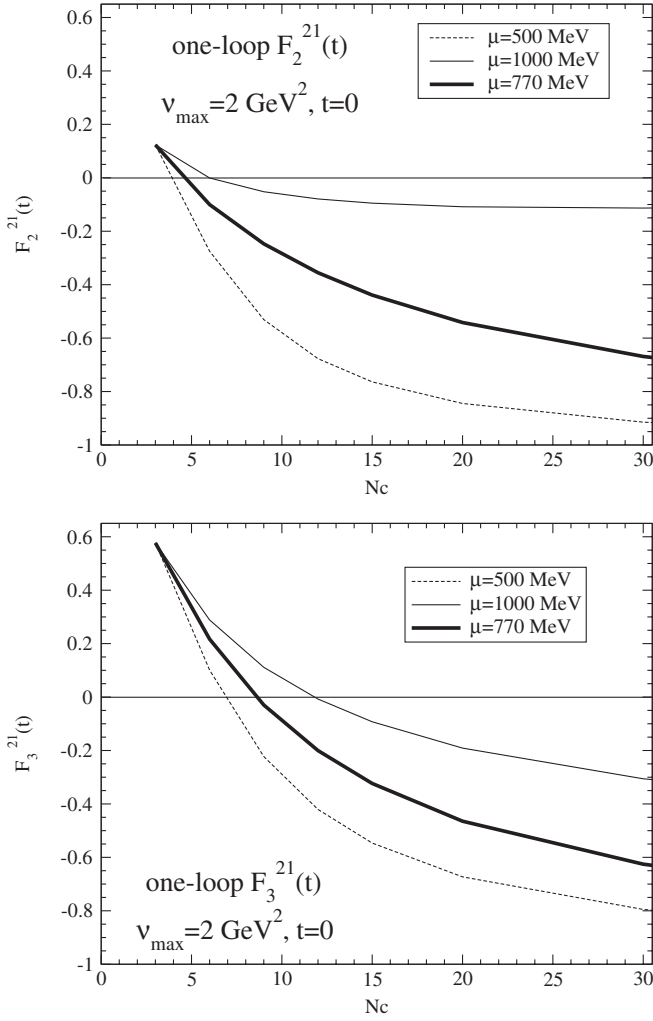


FIG. 5. Evolution of the F_n^{21} ratio calculated with the one-loop IAM when the leading $1/N_c$ behavior of the LECs is imposed at different choices of the renormalization scale μ .

behavior, Peláez and Rios [24] consider three alternatives within single channel $SU(2)$ chiral theory for fixing these, which we follow here too. These three cases involve combining agreement with experiment with different underlying structures for the ρ and σ . Agreement with experiment for the $I = 0$ and $2 S$ waves and the $I = 1 P$ wave is imposed by minimizing a suitable χ_{data}^2 . Our whole approach is one of considering the $1/N_c$ corrections to the physical $N_c = 3$ results. Consequently, to impose an underlying structure for the resonances, we note that if a resonance is predominantly a $\bar{q}q$ meson, then as a function of N_c , its mass $M \sim O(1)$ and width $\Gamma \sim O(1/N_c)$. Taking into account the subleading orders in $1/N_c$, it is sufficient to consider a resonance a $\bar{q}q$ state, if

$$M_{N_c}^{\bar{q}q} = M_0 \left(1 + \frac{\epsilon_M}{N_c} \right), \quad \Gamma_{N_c}^{\bar{q}q} = \frac{\Gamma_0}{N_c} \left(1 + \frac{\epsilon_\Gamma}{N_c} \right), \quad (15)$$

where M_0 and Γ_0 are unknown but N_c independent, with ϵ_M and ϵ_Γ naturally taken to be one. Thus, for a $\bar{q}q$ state the

expected M_{N_c} and Γ_{N_c} can be obtained from those generated by the IAM,

$$\begin{aligned} M_{N_c}^{\bar{q}q} &\simeq M_{N_c-1} \left[1 + \epsilon_M \left(\frac{1}{N_c} - \frac{1}{N_c-1} \right) \right] \\ &= M_{N_c-1} + \Delta M_{N_c}^{\bar{q}q}, \end{aligned} \quad (16)$$

$$\begin{aligned} \Gamma_{N_c}^{\bar{q}q} &\simeq \frac{N_c-1}{N_c} \Gamma_{N_c-1} \left[1 + \epsilon_\Gamma \left(\frac{1}{N_c} - \frac{1}{N_c-1} \right) \right] \\ &= \frac{N_c-1}{N_c} \Gamma_{N_c-1} + \Delta \Gamma_{N_c}^{\bar{q}q}. \end{aligned} \quad (17)$$

We therefore define an averaged $\chi_{\bar{q}q}^2$ to measure how close a resonance is to a $\bar{q}q$ behavior, using as uncertainty the $\Delta M_{N_c}^{\bar{q}q}$ and $\Delta \Gamma_{N_c}^{\bar{q}q}$:

$$\chi_{\bar{q}q}^2 = \frac{1}{2n} \sum_{N_c=4}^n \left[\left(\frac{M_{N_c}^{\bar{q}q} - M_{N_c}}{\Delta M_{N_c}^{\bar{q}q}} \right)^2 + \left(\frac{\Gamma_{N_c}^{\bar{q}q} - \Gamma_{N_c}}{\Delta \Gamma_{N_c}^{\bar{q}q}} \right)^2 \right]. \quad (18)$$

This χ^2 is added to χ_{data}^2 and the sum is minimized. Case A is where the data are fitted assuming that the ρ is a $\bar{q}q$ meson, while case B assumes that both the σ and the ρ are $\bar{q}q$ states. Last, case C is where we minimize χ_{data}^2 and just $\chi_{\bar{q}q}^2$ for the σ .

We show in Table IV the values of the χ^2 contributions for each case, where we sum over N_c from 3 to 12. The two-loop LECs [24] for each case are shown in Table V. We see from Table IV that constraining the ρ to be a $\bar{q}q$ state by imposing Eq. (17) is completely compatible with data at $N_c = 3$. In contrast, imposing a $\bar{q}q$ configuration for the σ gives much poorer agreement with data and can distort the

TABLE IV. Values of the χ^2 for the different $SU(2)$ fits.

IAM Fit	χ_{data}^2	$\chi_{\rho, \bar{q}q}^2$	$\chi_{\sigma, \bar{q}q}^2$	$\chi_{\sigma, \bar{q}q, N_c=9}^2$	$\chi_{\sigma, \bar{q}q, N_c=12}^2$
Case A: ρ as $\bar{q}q$	1.1	0.9	15.0	4.8	3.4
Case B: ρ and σ as $\bar{q}q$	1.5	1.3	4.0	0.8	0.5
Case C: σ as $\bar{q}q$	1.4	2.0	3.5	0.6	0.5

TABLE V. Two-loop IAM LECs for the different cases we have used [24].

LECs	Case A	Case B	Case C
$l_1' (\times 10^3)$	-5.4	-5.7	-5.7
$l_2' (\times 10^3)$	1.8	2.5	2.6
$l_3' (\times 10^3)$	1.5	0.39	-1.7
$l_4' (\times 10^3)$	9.0	3.5	1.7
$r_1 (\times 10^4)$	-0.6	-0.58	-0.6
$r_2 (\times 10^4)$	1.5	1.5	1.3
$r_3 (\times 10^4)$	-1.4	-3.2	-4.4
$r_4 (\times 10^4)$	1.4	-0.49	-0.03
$r_5 (\times 10^4)$	2.4	2.7	2.7
$r_6 (\times 10^4)$	-0.6	-0.62	-0.7

simple structure for the ρ . It is interesting to point out that, the lower energy at which such a sigma's $\bar{q}q$ behavior emerges, the higher energy at which the ρ pole moves with N_c . Therefore, as much as we try to force the σ to behave as a $\bar{q}q$ meson, less the ρ meson does. However, requiring a $\bar{q}q$ composition for the σ for larger N_c causes no such distortion.

In all parameter sets at two loops, including case A, which fits the data best and in which the ρ has a clear $\bar{q}q$ structure, we do see a subleading $\bar{q}q$ behavior for the σ meson emerge between 1 and 1.5 GeV^2 . This is evident from Fig. 6 where the imaginary part of the $I = J = 0$ amplitude is plotted. We see a clear enhancement above

1 GeV emerge as N_c increases. That this enhancement is related to the σ at larger N_c can be seen by tracking the movement of the ρ and σ poles at two loops, and comparing this with the one-loop trajectories in Fig. 2.

We see clearly how the σ pole moves away as N_c increases above 3, just as in the one-loop case, but then subleading terms take over as N_c increases above 6 and the σ pole moves back to the real axis close to 1.2 GeV. This clearly indicates dominance of a $\bar{q}q$ component in its Fock space, which may well be related to the existence of a scalar $\bar{q}q$ nonet above 1 GeV, as suggested in [17,41–44]. This is directly correlated with the enhancement seen in Fig. 6 (the pole movement shown in Fig. 7) and of course

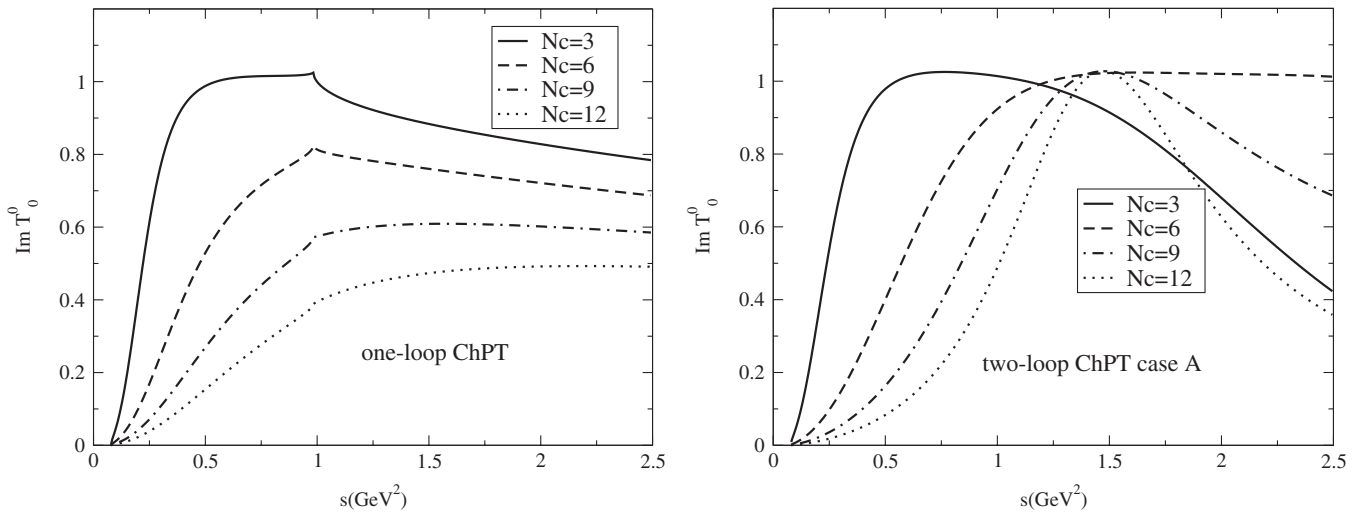


FIG. 6. Absorptive parts of the $I = J = 0$ partial wave amplitude, $\text{Im} T_0^0(s)$, at one loop with the parameters of an $SU(3)$ fit (cf. the corresponding coupled channel fit in Fig. 1) and at two loops an $SU(2)$ fit with $N_c = 3$ to data below 0.9 GeV. These both involve only the $\pi\pi$ channel and so the strong inelastic effects from $\bar{K}K$ threshold are not included, in contrast to Fig. 1.

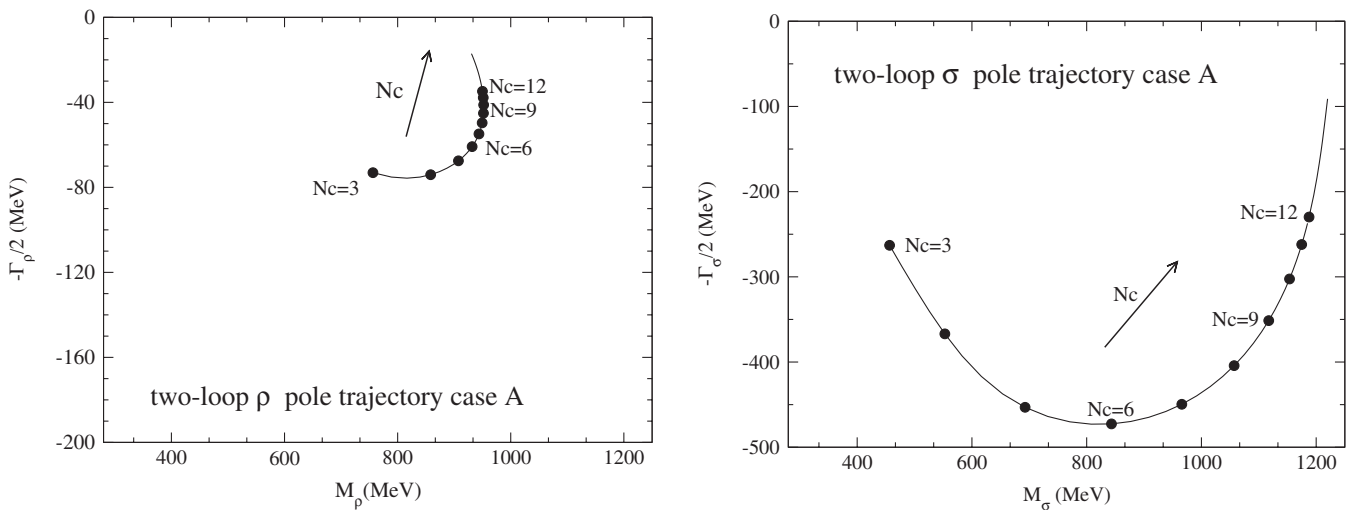


FIG. 7. Position of the ρ and σ poles in the complex energy plane as a function of N_c in two-loop χ PT with parameters from the $SU(2)$ fit A of Table IV. This is to be compared with the one-loop trajectories of Fig. 2. Note the different vertical scales for the ρ and σ plots.

this enhancement makes its presence felt in the amplitudes with definite t -channel isospin. Indeed, with $I_t = 2$ we see the growth of a positive contribution to the imaginary part that might cancel the negative ρ component as N_c increases: see Fig. 8 and compare with the one-loop forms in Fig. 3.

In addition, and though these ratios have only been evaluated at one-loop order, as shown in Fig. 1, to go further one would need to extend this analysis to two or more loops. Notwithstanding this caveat, we now compute the finite energy sum rule ratios, $F(t)_n^{II'}$ of Eq. (6) with these same two-loop parameters. These ratios are set out in Table VI.

We should be just a little cautious in recognizing the limitations of the single channel approach we use here at two loop in χ PT. Despite the unitarization, we are restricted to a region below 1 GeV, where strong coupling inelastic channels are not important. We see in Fig. 7 (and

Fig. 6) that the subdominant $\bar{q}q$ components move above 1 GeV as N_c increases beyond 10 or 12. Consequently, if we take N_c much beyond 15 without including coupled channels, we do not expect to have a detailed description of the resonances up to 2 GeV^2 . However, in the scenario where the sigma has a subdominant $\bar{q}q$, it should be interpreted as a Fock space state that is mixed in all the f_0 resonant structures in that region [45], which survives as N_c increases. Then it is easy to see that its contribution would be dominant in our ratios, and still provide a large cancellation with the ρ contribution. The reason is that, when this subdominant $\bar{q}q$ component approaches the real axis above 1 GeV, it has a much larger width than any other f_0 resonant state in that region. For instance, we see in Fig. 7 that for $N_c = 12$, the width of the $\bar{q}q$ subcomponent in the sigma is roughly 450 MeV, whereas the width of any other $\bar{q}q$ component that may exist in that region would have already decreased by $3/12 = 1/4$. Since the other

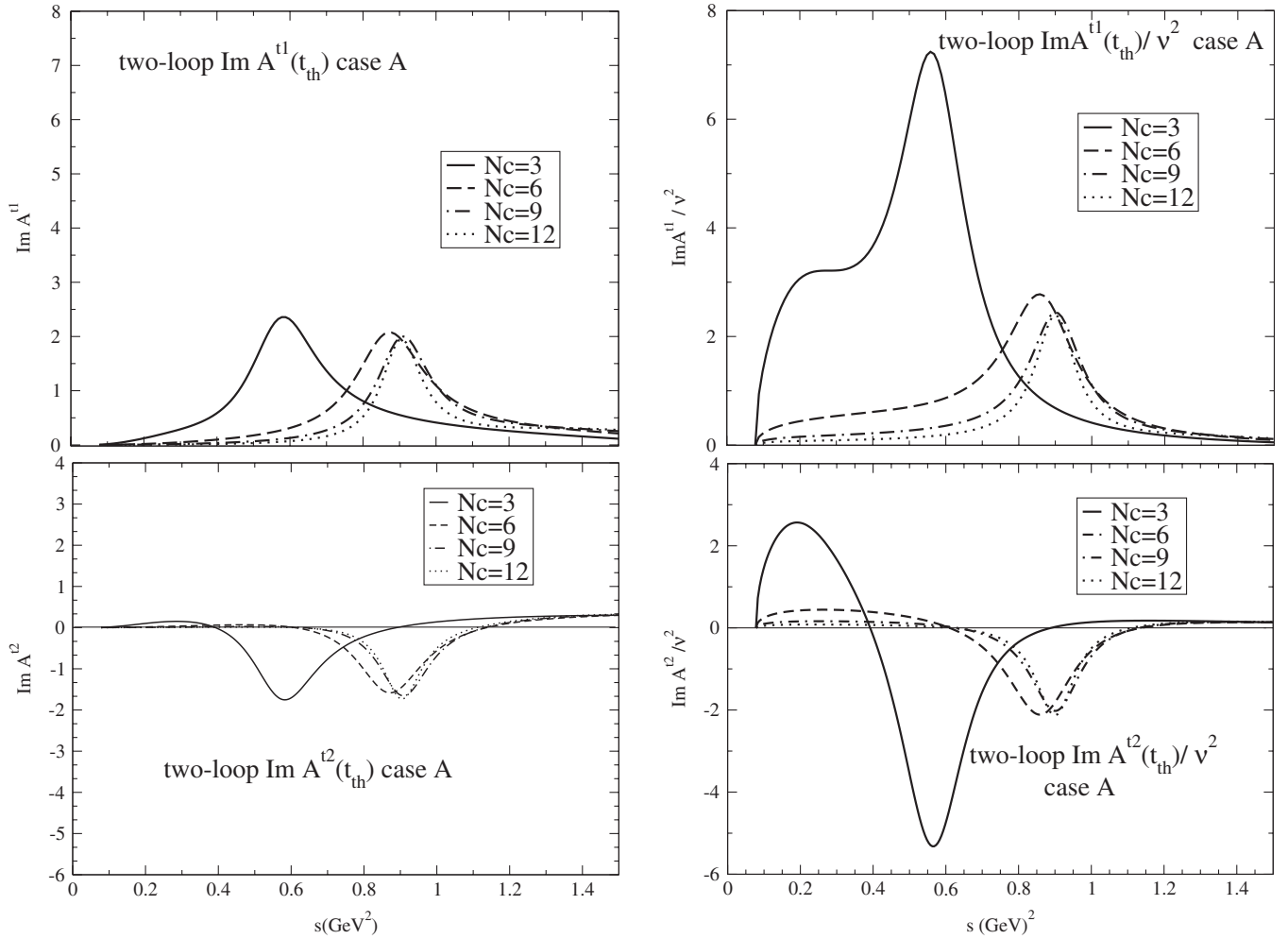


FIG. 8. Absorptive parts of amplitudes with definite t -channel isospin, $\text{Im}A^{II}(s, t_{\text{th}})/\nu^n$, using the parameters of the two-loop $SU(2)$ fit case A. The top pair of graphs has $I = 1$ and the lower with $I = 2$, on the left hand $n = 0$ and right hand $n = 2$. One sees from the lower pair how integrating the curves the positive and negative contributions cancel for all N_c .

TABLE VI. Ratios for two-loop UChPT using the LECs of case A.

		Two loops $SU2 \rho$ as $\bar{q}q$					
		$t = 4M_\pi^2$		$t = 0$			
F_n^{10}	n	N_c	$\nu_{\max} = 1 \text{ GeV}^2$	$\nu_{\max} = 2 \text{ GeV}^2$	$\nu_{\max} = 1 \text{ GeV}^2$	$\nu_{\max} = 2 \text{ GeV}^2$	
F_n^{10}	0	3	0.493	0.359	0.488	0.334	
		6	0.494	0.370	0.492	0.349	
		9	0.491	0.395	0.490	0.376	
		12	0.489	0.422	0.488	0.404	
	1	3	0.509	0.442	0.511	0.434	
		6	0.496	0.419	0.494	0.407	
		9	0.488	0.430	0.487	0.418	
		12	0.485	0.447	0.483	0.436	
	2	3	0.533	0.505	0.551	0.522	
		6	0.498	0.457	0.498	0.454	
		9	0.482	0.452	0.479	0.445	
		12	0.477	0.460	0.472	0.452	
3	3	0.572	0.563	0.618	0.611		
	6	0.503	0.485	0.511	0.495		
	9	0.472	0.460	0.468	0.456		
	12	0.461	0.457	0.451	0.447		
F_n^{21}	0	3	-0.421	-0.060	-0.280	0.135	
		6	-0.536	-0.086	-0.454	0.058	
		9	-0.648	-0.061	-0.579	0.073	
		12	-0.748	-0.038	-0.686	0.090	
	1	3	-0.351	-0.202	-0.183	-0.028	
		6	-0.438	-0.196	-0.335	-0.069	
		9	-0.578	-0.215	-0.497	-0.102	
		12	-0.699	-0.227	-0.629	-0.121	
	2	3	-0.173	-0.123	0.097	0.139	
		6	-0.249	-0.152	-0.069	0.027	
		9	-0.435	-0.248	-0.294	-0.105	
		12	-0.594	-0.314	-0.477	-0.192	
3	3	0.146	0.156	0.570	0.575		
	6	0.102	0.112	0.485	0.488		
	9	-0.121	-0.073	0.249	0.275		
	12	-0.332	-0.216	0.012	0.092		

components would be heavier and much narrower, their contributions would be much smaller than that of the $\bar{q}q$ state subdominant in the σ . Note that it is also likely that some of the f_0 's may have large glueball components (see, for instance, [44]), which also survive as N_c increase, but then their widths would decrease even faster—like $1/N_c^2$, and our argument would apply even better. For the scenario when we do not see the sigma subdominant component (as in Fig. 4), we still expect that the other resonances by themselves will not be able to cancel the ρ contribution, so that the IAM would still provide a qualitatively good picture of this “noncancellation.” For this reason, although the IAM much beyond $N_c = 15$ may not necessarily yield a detailed description of the resonance structure, we expect

the N_c behavior of the ratios to be qualitatively correct for both scenarios even at larger N_c .

Additional arguments to consider the IAM only as a qualitative description beyond $N_c = 15$ or 30 have been given in [38] since the error made in approximating the left cut, as well as the effect of the η' may start to become numerically relevant around those N_c values.

Remarkably we see with two-loop χ Pt, that the unitarized amplitudes do reflect semilocal duality with $I = 2$ in the t channel suppressed. This is most readily seen from the plots of the ratios $F_n^{I'}$ for the two-loop amplitudes shown in Fig. 9 (to be compared with the one-loop ratios of Fig. 4). For F_n^{21} , it is clear that, if only considering the integrals up to 1 GeV^2 , the ratios are still not small in

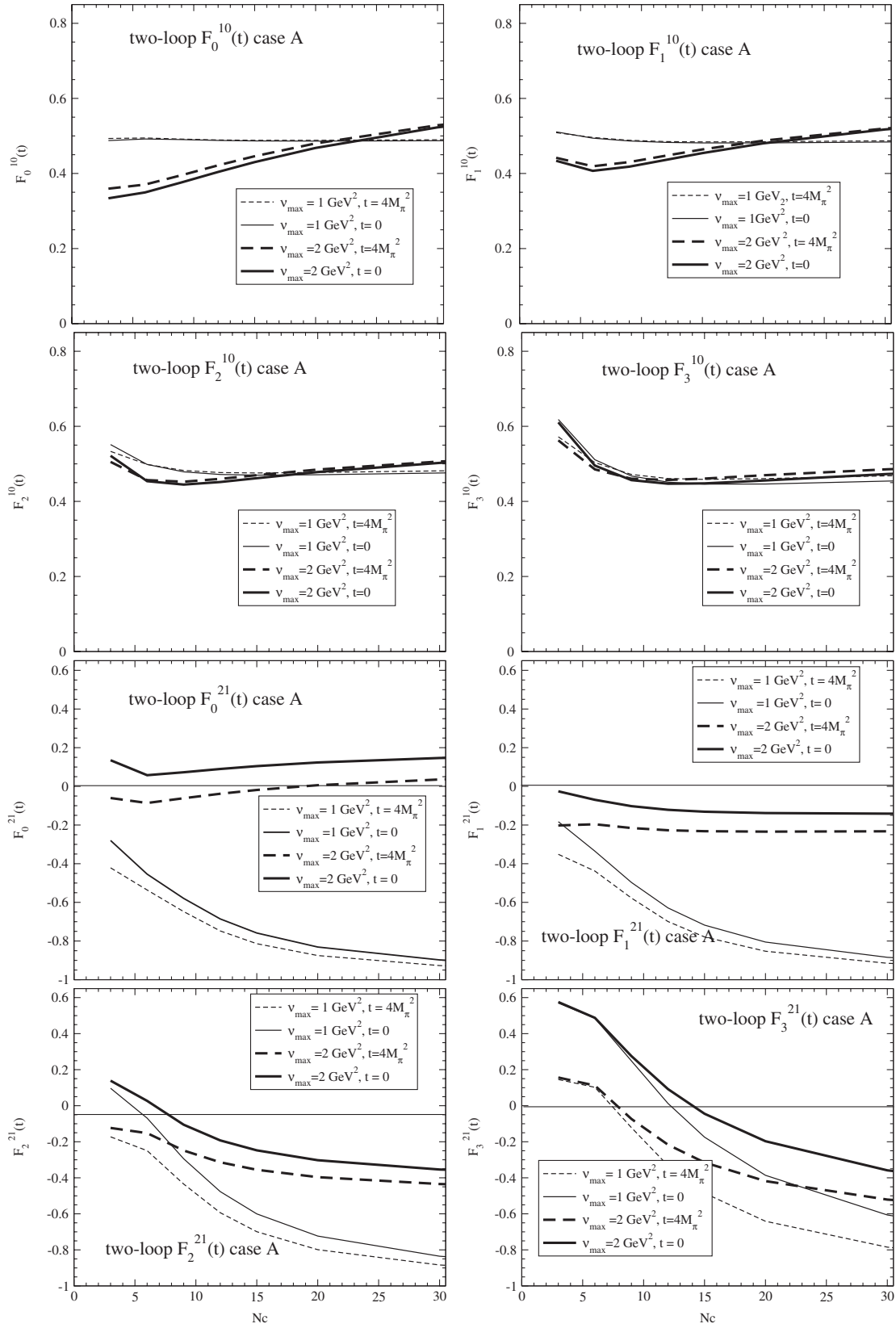


FIG. 9. Ratios $F_n^{II'}$ of Eq. (6) with $n = 0-3$. The top four graphs are for F^{10} , and the lower four for F^{21} . Two-loop χ PT IAM parameters are from the $SU(2)$ fit with $N_c = 3$ to data: case A.

magnitude. Indeed, their absolute value increases with N_c . However, integrating up to 2 GeV^2 takes into account the subdominant component, and then the ratios stabilize at much smaller values for all N_c , consistent with expectations from semilocal duality.

V. THE EFFECT OF HEAVIER RESONANCES

So far we have restricted the analysis of the N_c behavior to the ρ and σ resonances. Of course, one may wonder what is the effect of heavier resonances on our analysis and conclusions. In particular, since the subdominant $\bar{q}q$ component of the σ emerges between 1 and 1.5 GeV^2 , one might worry about the $f_0(980)$ and even the $f_0(1370)$ resonance, since the latter has a width of several hundred MeV and may overlap with the region of interest. [The $f_0(1500)$ and $f_0(1710)$ lie beyond that energy range and are therefore suppressed by the $1/s^n$ in the denominator.] In addition, we might worry about resonances in higher waves; in this case the $f_2(1270)$ in the D wave would yield the largest contribution.

Actually, Fig. 1 has been calculated in an $SU(3)$ coupled channel formalism and includes the $f_0(980)$ as a very sharp drop in $\text{Im}T_0^0$, which disappears as N_c increases. By comparing with Fig. 6, with no $f_0(980)$ present, it is clear that, by removing the $f_0(980)$ the variation in the $\text{Im}T_0^0$ integrals, and therefore in the F_n^{II} of Eq. (6), is small compared to the systematic uncertainty that we have estimated as the difference between the $t = 0$ and $t = t_{\text{th}}$ calculations. Actually, if the $f_0(980)$ is included in a coupled channel IAM calculation, as in Fig. 1, the new F_n^{21} values would all lie between our $t = 0$ and $t = t_{\text{th}}$ results listed in Table III without the $f_0(980)$. The error we make by ignoring the $f_0(980)$ is, at most, 30% of the estimated systematic uncertainty. For sure the $f_0(980)$ will not be able to compensate the ρ contribution. Still, one might wonder whether this is also the case at two loops if the $f_0(980)$ or $f_0(1370)$ have a $\bar{q}q$ component around 1 to 1.5 GeV^2 that survives when N_c increases. However, at least the lightest such component would be precisely the same $\bar{q}q$ state that we already see in the $f_0(600)$. Actually the interpretation of the IAM results is that all these scalars are a combination of all possible states from Fock space [45], namely, $\bar{q}q$, tetraquarks, molecules, glueballs, etc... , but as N_c grows only the $\bar{q}q$ survives between 1 and 1.5 GeV^2 , whereas the other components are either more massive or disappear in the deep complex plane. It is precisely that component, which we already have in our calculation, the one compensating the ρ contributions, as we have just seen above.

In the very preliminary interpretation of [45], the $\bar{q}q$ subdominant component of the $f_0(600)$ within the IAM naturally accounts for 20%–30% of its total composition. This is in fairly good agreement with the 40% estimated in [46]. Indeed, given the two caveats raised by the authors of [46], their 40% may be considered an upper bound. First, this 40% refers to the “tree level masses” of the scalar

states. These mesons, of course, only acquire their physical mass and width after unitarization, which is essentially generated by $\pi\pi$ final state interactions. Intuitively we would expect these to enhance the non- $\bar{q}q$ component, and so bring the $\bar{q}q$ fraction below the “bare” 40%. Second, in [46] the authors also suggest that “a possible glueball state is another relevant effect” not included in their analysis. In [45], the glueball component is of the order of 10%. Consequently, the results of [46], those presented here and in [45], are all quite consistent.

Finally, we will show that the contribution of the $f_2(1270)$ to the FESR cancellation, even assuming it follows exactly a $\bar{q}q$ leading N_c behavior, is rather small and does not alter our conclusions. All other resonances coupling to $\pi\pi$ are more massive and therefore less relevant.

In order to describe the $I = 0$ $J = 2$ channel we will again use the parametrization of KPY in terms of the corresponding phase shift δ_2^0 , namely,

$$\mathcal{A}_2^0 = \frac{1}{\sigma(s)} \frac{1}{\cot\delta_{(2)}^0 - i}, \quad (19)$$

where $\cot\delta_2^0$, which is proportional to $s - M_{f_2}^2$, is given in detail in the Appendix of KPY [29]. Now, by replacing

$$\cot\delta_2^0 \rightarrow \frac{N_c}{3} \cot\delta_2^0, \quad (20)$$

we ensure that the amplitude itself scales as $1/N_c$. This also ensures that the resonance mass M_{f_2} is constant, and its width scales as $1/N_c$. We require the $f_2(1270)$ to behave as a perfect $\bar{q}q$ at leading order in $1/N_c$, while reproducing the KPY fit to the D wave at $N_c = 3$. As can be noticed in Fig. 10, for F_2^{21} and F_3^{21} , which are the most relevant ratios for our arguments, the difference between adding this D -wave contribution to our previous results is smaller than the effect of the sigma $\bar{q}q$ component around 1 to 1.5 GeV^2 . For the ratio F_3^{21} , the effect of the D -wave contribution is larger, but it is the effect of the sigma $\bar{q}q$ subcomponent the one that makes the curves flatter and bounded between -0.2 and 0.2 , whereas the slope is clearly negative without such a contribution and the absolute value of the ratio can be as large as 0.5 and still growing. Note that in Fig. 10 we compare our previous one- and two-loop F_n^{21} calculations (bolder line) to those which include the $f_2(1270)$ resonance as a pure $\bar{q}q$ (thin lines). Therefore the effect of including the $f_2(1270)$ does not modify our conclusions. The main FESR cancellation at N_c larger than 3 is between the $\rho(770)$ and the subdominant $\bar{q}q$ component of the $f_0(600)$ resonance, which appears around 1 to 1.5 GeV^2 .

This is even more evident if we extrapolate our results to even higher N_c , as in Fig. 11, where all curves include the effect of the $f_2(1275)$. As already explained above, for such high N_c the IAM cannot be trusted as a precise description, but just as a qualitative model of the effect of a $\bar{q}q$ state around 1 to 1.5 GeV^2 , which has a width

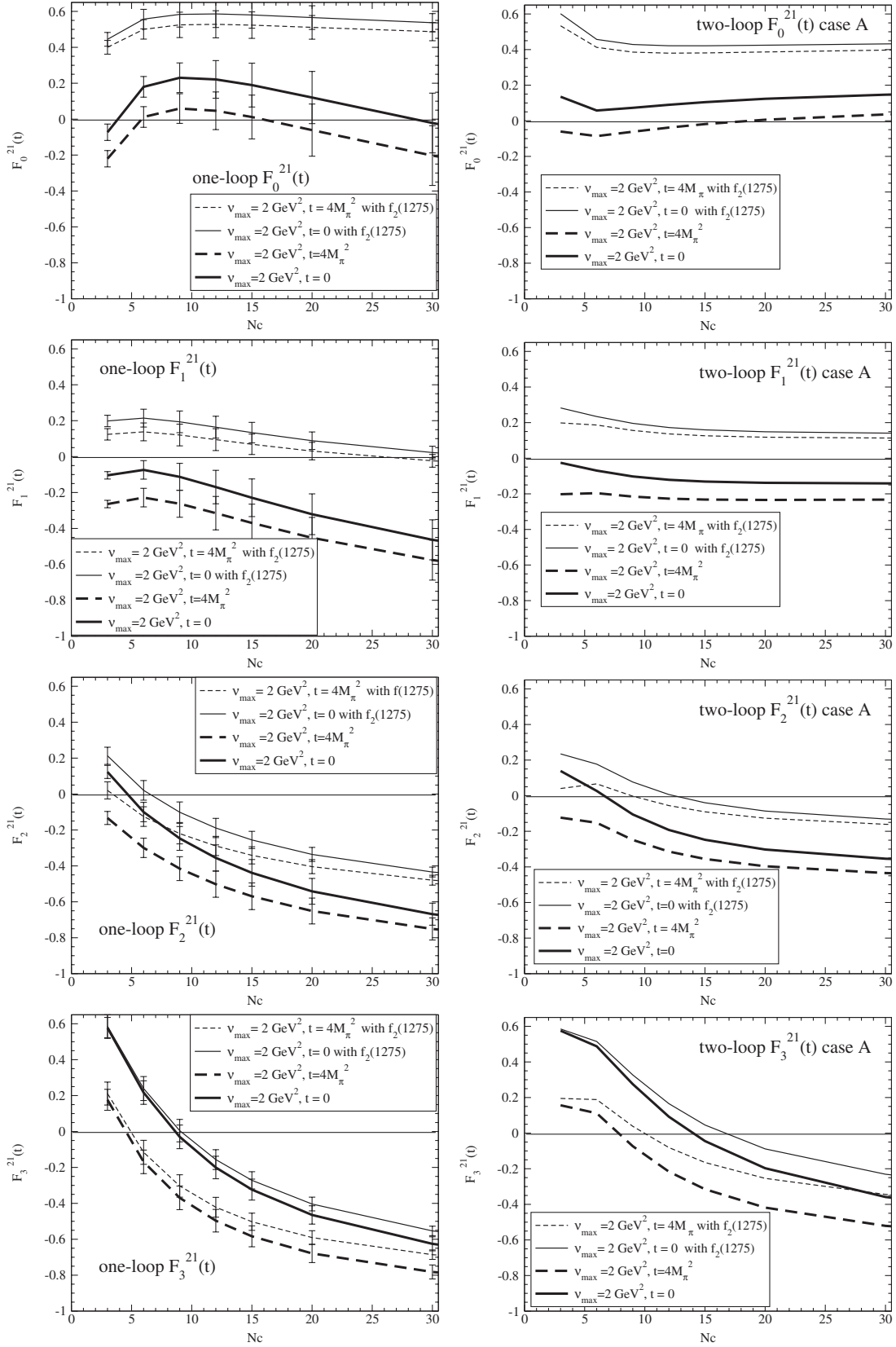


FIG. 10. Results for F_n^{21} with and without the $f_2(1270)$ resonance scaled as a pure $\bar{q}q$ (thin and bolder lines, respectively). The left panels are for one-loop IAM results, and the right ones for the two-loop results. The latter contain a subdominant $\bar{q}q$ component of the $f_0(600)$ around 1 to 1.5 GeV^2 whose effect is relevant for the cancellation of F_n^{21} .

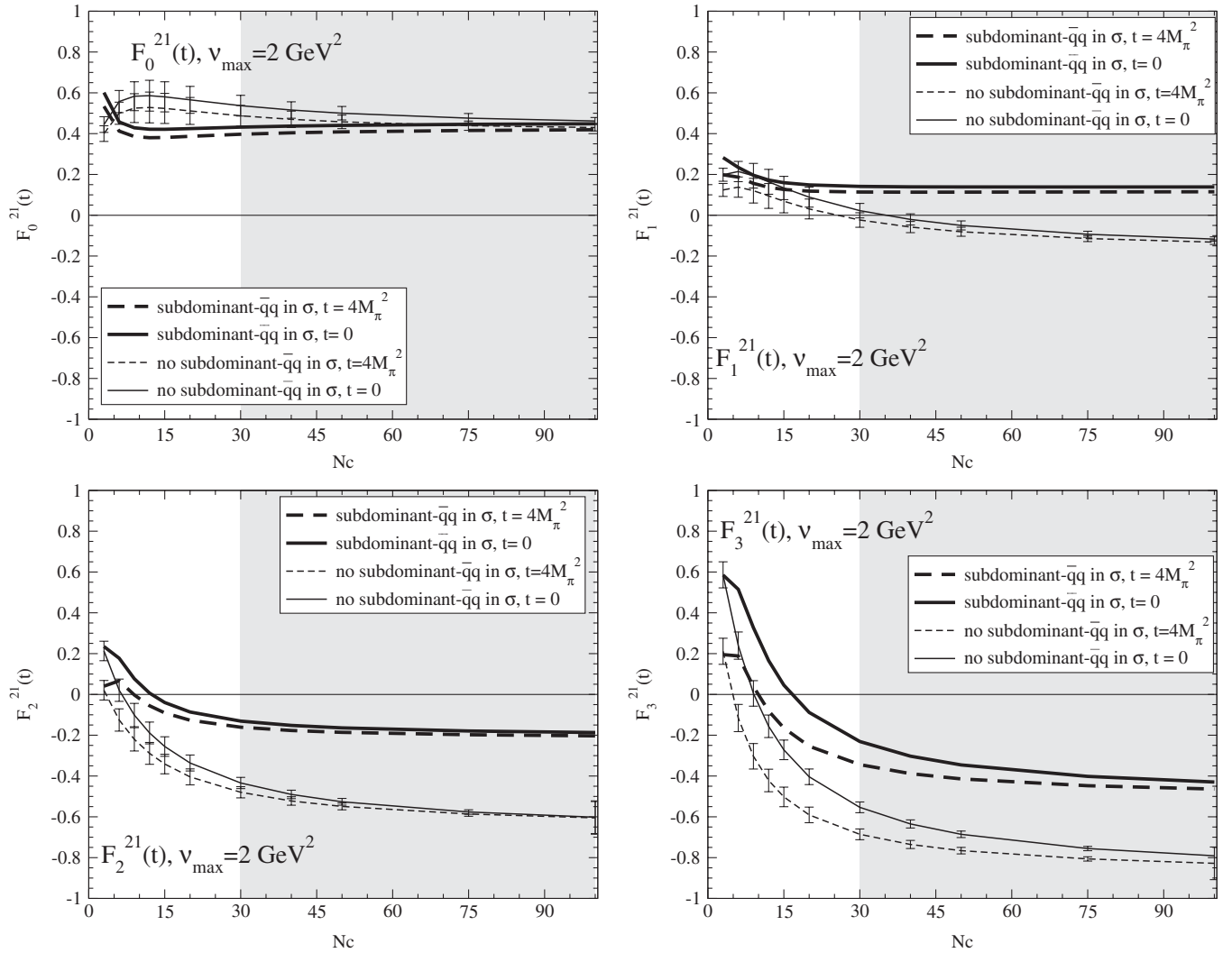


FIG. 11. Results for the F_n^{21} ratios including the $f_2(1275)$ model to the χ PT unitarized S and P waves. The bolder lines correspond to our two-loop calculation that yields a subdominant $\bar{q}q$ component around 1 to 2 GeV^2 , whereas the thin lines are the one-loop unitarized calculation that does not contain such a component. As explained in the text, beyond $N_c = 15$ or 30 (gray area) we consider the unitarized amplitudes to provide just a qualitative description of the dominant $\bar{q}q$ state in the 1 to 1.5 GeV^2 region. It is nevertheless clear that the effect of such a $\bar{q}q$ component brings a large cancellation in the ratios, improving the fulfillment of semilocal duality.

much larger than the states seen there at $N_c = 3$ and will dominate the integrals in F_n^{21} . It is clearly seen that the effect of such a state will compensate the $\rho(770)$ contribution and preserve semilocal duality. Other states that survive the N_c limit in that region—which would be heavier and much narrower—would only provide smaller corrections to this qualitative picture. Nevertheless, it would be desirable to extend this study to a more ambitious treatment of the higher mass states in future work.

VI. DISCUSSION

It is a remarkable fact that hadronic scattering amplitudes from threshold upwards build their high energy Regge behavior. This was learnt from detailed studies of

meson-nucleon interactions more than 40 years ago. This property is embodied in semilocal duality, expressed through finite energy sum rules. Perhaps just as remarkably we have shown here that the Regge parameters fixed from high energy NN and πN scattering yield the correct $\pi\pi$ P and D -wave scattering lengths, cf. Eqs. (11) and (12). Indeed, there is probably no closer link between amplitudes with definite t -channel quantum numbers and their low energy behavior in the s -channel physics region than that shown here. What is more, such a relationship should hold at all values of N_c . At low energy the scattering amplitudes of pseudo-Goldstone bosons are known to be well described by their chiral dynamics, and their contribution to finite energy sum rules is dominated by the $\rho(770)$ and $f_0(600)$ contributions. However, there are many proposals in the

literature, including the N_c dependence of the unitarized chiral amplitudes, suggesting that the $f_0(600)$, contrary to the $\rho(770)$, may not be an ordinary $\bar{q}q$ meson. This is a potential problem for the concept of semilocal duality between resonances and Regge exchanges. The reason is that for $I = 2$ t -channel exchange it requires a cancellation between the $\rho(770)$ and $f_0(600)$ resonances, which may no longer occur if the $f_0(600)$ contribution becomes comparatively smaller and smaller as N_c increases.

This conflict actually occurs for the most part of one-loop unitarized chiral perturbation theory parameter space. In contrast, for a small part of the one-loop parameter space and in a very natural way at higher order in the chiral expansion, the σ may have a $\bar{q}q$ component in its Fock space, which though subdominant at $N_c = 3$, becomes increasingly important as N_c increases. This is critical, as we have shown here, in ensuring semilocal duality for $I = 2$ exchanges is fulfilled as N_c increases. As we show in Fig. 11 this better fulfillment of semilocal duality keeps improving even at much larger N_c , where the IAM can only be interpreted as a very qualitative average description.

Thus, the chiral expansion contains the solution to the seeming paradox of how a distinctive nature for the ρ , σ at $N_c = 3$ is reconciled with semilocal duality at larger values of N_c . Indeed, despite the additional freedom brought about by the extra low energy constants at two-loop order, fixing these from experiment at $N_c = 3$ automatically brings this compatibility with semilocal duality as N_c increases. This is a most satisfying result.

The P and D -wave scattering lengths evaluated using Eqs. (7) and (8) that agree so well with local duality at $N_c = 3$ can, of course, be computed at larger N_c by inputting chiral amplitudes on each side of the defining equations. The scattering lengths themselves involve only the real parts, while the Froissart-Gribov integrals require the imaginary parts that are determined by the unitarization procedure. Explicit calculation shows that these agree as N_c increases. While the agreement at one-loop order is straightforward, at two loops there is a subtle interplay of dominant and subdominant terms placing constraints on the precise values of the LECs. As this takes us beyond the

scope of the present work, we leave this for a separate study.

Though beyond the scope of this work, we can then ask what does this tell us about the nature of the enigmatic scalars [9]? At $N_c = 3$, the behavior of the σ is controlled by its coupling to $\pi\pi$. Its Fock space is dominated by this non- $\bar{q}q$ component [42,43,45]. In dynamical calculations of resonances and their propagators, like that of van Beveren, Rupp, and their collaborators [41] and of Tornqvist [47], the seeds for the lightest scalars are an ideally mixed $\bar{q}q$ multiplet of higher mass. These seeds may leave a conventional $\bar{q}q$ nonet near 1.4 GeV [17,41,43,44], while the dressing by hadron loops dynamically generates a second set of states, whose decay channels dominate their behavior at $N_c = 3$ and pull their masses close to the threshold of their major decay: the σ down towards $\pi\pi$ threshold, and the $f_0(980)$ and $a_0(980)$ to $\bar{K}K$ threshold. The leading order in the $1/N_c$ expansion discussed here may be regarded *a posteriori* as providing a quantitative basis for this. The scalars are at N_c larger than 3 controlled by $\bar{q}q$ seeds of mass well above 1 GeV (1.2 GeV for the intrinsically nonstrange scalar). Switching on decay channels, as one does as N_c decreases, changes their nature dramatically, inevitably producing non- $\bar{q}q$ or di-meson components in their Fock space at $N_c = 3$ [9]. We see here that the σ having a subdominant $\bar{q}q$ component with a mass above 1 GeV is essential for semilocal duality, that suppresses $I = 2$ amplitudes, to hold.

ACKNOWLEDGMENTS

M. R. P is grateful to Bob Jaffe for discussions about the issues raised at the start of this study. The authors (J. R. de E, M. R. P and D. J. W) acknowledge partial support of the EU-RTN Programme, Contract No. MRTN-CT-2006-035482, ‘‘Flavianet’’ for this work, while at the IPPP in Durham. D. J. W is grateful to the UK STFC for the award of a postgraduate studentship and to Jefferson Laboratory for hospitality while this work was completed. This work was supported in part by DOE Contract No. DE-AC05-06OR23177, under which Jefferson Science Associates, LLC, operates Jefferson Laboratory.

-
- [1] R. L. Jaffe, *Phys. Rev. D* **15**, 267 (1977).
 - [2] G. 't Hooft, *Nucl. Phys.* **B72**, 461 (1974); E. Witten, *Ann. Phys. (N.Y.)* **128**, 363 (1980).
 - [3] R. Dolen, D. Horn, and C. Schmid, *Phys. Rev. Lett.* **19**, 402 (1967); *Phys. Rev.* **166**, 1768 (1968).
 - [4] C. Schmid, *Phys. Rev. Lett.* **20**, 628 (1968); **20**, 689 (1968).
 - [5] S. Donnachie, H. G. Dosch, O. Nachtmann, and P. Landshoff, *Cambridge Monogr. Part. Phys., Nucl. Phys., Cosmol.* **19**, 1 (2002).
 - [6] K. Shiga, K. Kinoshita, and F. Togoda, *Nucl. Phys.* **B24**, 490 (1970).
 - [7] G. Veneziano, *Nuovo Cimento A* **57**, 190 (1968).
 - [8] C. Schmid and J. Yellin, *Phys. Rev.* **182**, 1449 (1969); T. Eguchi and K. Igi, *Phys. Lett.* **40B**, 245 (1972).
 - [9] M. R. Pennington, *AIP Conf. Proc.* **1257**, 27 (2010).
 - [10] P. Minkowski and W. Ochs, *Eur. Phys. J. C* **9**, 283 (1999).
 - [11] G. Mennessier, S. Narison, and W. Ochs, *Phys. Lett. B* **665**, 205 (2008); *Nucl. Phys. Proc. Suppl.* **181–182**, 238 (2008).

- [12] S. Weinberg, *Physica A (Amsterdam)* **96**, 327 (1979); J. Gasser and H. Leutwyler, *Ann. Phys. (N.Y.)* **158**, 142 (1984); *Nucl. Phys.* **B250**, 465 (1985).
- [13] T.N. Truong, *Phys. Rev. Lett.* **61**, 2526 (1988); **67**, 2260 (1991); A. Dobado *et al.*, *Phys. Lett. B* **235**, 134 (1990).
- [14] A. Dobado and J. R. Peláez, *Phys. Rev. D* **47**, 4883 (1993).
- [15] A. Dobado and J. R. Peláez, *Phys. Rev. D* **56**, 3057 (1997).
- [16] J. A. Oller and E. Oset, *Nucl. Phys.* **A620**, 438 (1997); **A652**, 407 (1999); J. A. Oller, E. Oset, and J. R. Peláez, *Phys. Rev. Lett.* **80**, 3452 (1998); *Phys. Rev. D* **59**, 074001 (1999); **60**, 099906(E) (1999); **75**, 099903(E) (2007); **62**, 114017 (2000); J. Nieves and E. Ruiz Arriola, *Phys. Lett. B* **455**, 30 (1999); F. Guerrero and J. A. Oller, *Nucl. Phys. B* **B537**, 459 (1999); **B602**, 641 (2001).
- [17] J. A. Oller and E. Oset, *Phys. Rev. D* **60**, 074023 (1999).
- [18] A. Gomez Nicola and J. R. Peláez, *Phys. Rev. D* **65**, 054009 (2002); J. R. Peláez and G. Rios, [arXiv:0905.4689](https://arxiv.org/abs/0905.4689).
- [19] J. Nieves, M. Pavon Valderrama, and E. Ruiz Arriola, *Phys. Rev. D* **65**, 036002 (2002).
- [20] A. Gomez Nicola, J. R. Peláez, and G. Rios, *Phys. Rev. D* **77**, 056006 (2008).
- [21] J. Bijnens, G. Colangelo, G. Ecker, J. Gasser, and M. E. Sainio, *Nucl. Phys.* **B508**, 263 (1997); **B517**, 639(E) (1998).
- [22] S. Peris and E. de Rafael, *Phys. Lett. B* **348**, 539 (1995).
- [23] J. R. Peláez, *Phys. Rev. Lett.* **92**, 102001 (2004).
- [24] J. R. Peláez and G. Rios, *Phys. Rev. Lett.* **97**, 242002 (2006).
- [25] V. D. Barger and D. B. Cline, *Phenomenological Theories of High Energy Scattering* (W.A. Benjamin, New York, 1969).
- [26] C. Amsler *et al.* (Particle Data Group), *Phys. Lett. B* **667**, 1 (2008).
- [27] A. Donnachie and P. V. Landshoff, *Nucl. Phys.* **B267**, 690 (1986).
- [28] J. R. Cudell *et al.* (COMPETE Collaboration), *Phys. Rev. D* **65**, 074024 (2002).
- [29] R. Kaminski, J. R. Peláez, and F. J. Yndurain, *Phys. Rev. D* **77**, 054015 (2008).
- [30] W. Rarita, R. J. Riddell, C. Chiu, and R. J. N. Phillips, *Phys. Rev.* **165**, 1615 (1968).
- [31] J. R. Peláez and F. J. Yndurain, *Phys. Rev. D* **69**, 11401 (2004).
- [32] M. R. Pennington, *Ann. Phys. (N.Y.)* **92**, 164 (1975).
- [33] G. Colangelo, J. Gasser, and H. Leutwyler, *Nucl. Phys.* **B603**, 125 (2001).
- [34] R. Garcia-Martin, R. Kaminski, J. R. Peláez, J. Ruiz de Elvira, and F. J. Yndurain, *Phys. Rev. D* **83**, 074004 (2011).
- [35] J. R. Batley *et al.* (NA48-2 Collaboration), *Eur. Phys. J. C* **70**, 635 (2010).
- [36] J. R. Peláez, *Mod. Phys. Lett. A* **19**, 2879 (2004).
- [37] J. F. Donoghue, C. Ramirez, and G. Valencia, *Phys. Rev. D* **39**, 1947 (1989); G. Ecker, J. Gasser, A. Pich, and E. de Rafael, *Nucl. Phys.* **B321**, 311 (1989).
- [38] J. R. Peláez, J. Nebreda, and G. Rios, *Prog. Theor. Phys. Suppl.* **186**, 113 (2010); J. R. Peláez and G. Rios, *Acta Phys. Polon. Suppl.* **2**, 215 (2009); J. R. Peláez, [arXiv:hep-ph/0509284](https://arxiv.org/abs/hep-ph/0509284); in *Proceedings of the 11th International Conference on Elastic and Diffractive Scattering, Blois, France, 2005* (The Gioi Publishers, Hanoi, Vietnam, 2005).
- [39] Z.-H. Guo and J. A. Oller, *Phys. Rev. D* **84**, 034005 (2011).
- [40] Z. X. Sun, L. Y. Xiao, Z. Xiao, and H. Q. Zheng, *Mod. Phys. Lett. A* **22**, 711 (2007); E. van Beveren and G. Rupp, *Eur. Phys. J. C* **22**, 493 (2001).
- [41] E. van Beveren, T. A. Rijken, K. Metzger, C. Dullemond, G. Rupp, and J. E. Ribeiro, *Z. Phys. C* **30**, 615 (1986); E. van Beveren, D. V. Bugg, F. Kleefeld, and G. Rupp, *Phys. Lett. B* **641**, 265 (2006).
- [42] R. L. Jaffe, in *Proceedings of the International Symposium on Lepton and Photon Interactions at High Energies* (University of Bonn, Germany, 1981); M. Harada, F. Sannino, and J. Schechter, *Phys. Rev. D* **69**, 034005 (2004).
- [43] D. Black, A. H. Fariborz, F. Sannino, and J. Schechter, *Phys. Rev. D* **59**, 074026 (1999); L. Maiani, F. Piccinini, A. D. Polosa, and V. Riquer, *Phys. Rev. Lett.* **93**, 212002 (2004); F. Giacosa, *Phys. Rev. D* **75**, 054007 (2007).
- [44] F. E. Close and N. A. Tornqvist, *J. Phys. G* **28**, R249 (2002).
- [45] F. J. Llanes-Estrada, J. R. Peláez, and J. Ruiz de Elvira, *Nucl. Phys. Proc. Suppl.* **207–208**, 169 (2010).
- [46] A. H. Fariborz, R. Jora, and J. Schechter, *Phys. Rev. D* **79**, 074014 (2009); [arXiv:0902.2825](https://arxiv.org/abs/0902.2825); A. H. Fariborz, R. Jora, J. Schechter, and M. N. Shahid, [arXiv:1106.4538](https://arxiv.org/abs/1106.4538).
- [47] N. A. Tornqvist, *Z. Phys. C* **68**, 647 (1995).