

Singlet scalars as Higgs boson imposters at the Large Hadron ColliderIan Low,^{1,2} Joseph Lykken,³ and Gabe Shaughnessy^{1,2}¹*High Energy Physics Division, Argonne National Laboratory, Argonne, Illinois 60439, USA*²*Department of Physics and Astronomy, Northwestern University, Evanston, Illinois 60208, USA*³*Fermi National Accelerator Laboratory, P.O. Box 500, Batavia, Illinois 60510, USA*

(Received 8 June 2011; published 24 August 2011)

An electroweak singlet scalar can couple to pairs of vector bosons through loop-induced dimension five operators. Compared to a standard model Higgs boson, the singlet decay widths in the diphotons and $Z\gamma$ channels are generically enhanced, while decays into massive final states like WW and ZZ are kinematically disfavored. The overall event rates into $\gamma\gamma$ and $Z\gamma$ can exceed the standard model expectations by orders of magnitude. Such a singlet may appear as a resonant signal in the $\gamma\gamma$ and $Z\gamma$ channels, even with a mass above the WW kinematic threshold.

DOI: 10.1103/PhysRevD.84.035027

PACS numbers: 14.80.Ec, 14.80.Bn

I. INTRODUCTION

Experiments at the CERN Large Hadron Collider are collecting data from proton-proton collisions at $\sqrt{s} = 7$ TeV and examining the experimental signatures for the production and decay of the Higgs boson particle predicted by the standard model (SM). Both the production cross section and decay branching fractions of the SM Higgs h can be accurately computed as a function of the unknown Higgs mass. These quantities, combined with considerations of SM backgrounds and detector resolutions for the relevant final states, motivates a search strategy that focuses on the diphoton decay $h \rightarrow \gamma\gamma$ for Higgs mass $\lesssim 130$ GeV/ c^2 , and for heavier Higgs the decay into two massive vector bosons $h \rightarrow W^+W^-$ or $h \rightarrow ZZ$.

A resonant signal in these diboson channels does not, however, constitute the discovery of the SM Higgs boson. The true dynamical mechanisms of electroweak symmetry breaking and fermion mass generation are unknown, and may involve a variety of new heavy particles carrying SM charges and/or exotic quantum numbers. These may include heavy bosons of spin 0, 1 or larger that can be resonantly produced at the LHC. To the extent that these bosons are part of an “extended Higgs sector” responsible for electroweak symmetry breaking and/or fermion mass generation, it is natural to assume that one or more may be relatively light.

Thus the first resonant diboson signal observed at the LHC may not originate from a SM Higgs. If the observed event rate for this resonance is compatible, within experimental uncertainties, to the rate predicted for the Higgs, we must still confront the problem of whether we have observed the SM Higgs or a look-alike [1–3]. If the event rate is much larger than that predicted for the Higgs, we then need to address the problem of determining the true identity and significance of this Higgs

boson imposter.¹ Within the normal confines of quantum field theory, one can classify all possible Higgs boson imposters and look-alikes decaying in one or more diboson channels. Such a classification uses the spin and CP properties of the new particle, its transformation properties under both the electroweak gauge group and the SM custodial symmetry, its dominant couplings to various pairs of vector bosons (including two gluons), and its couplings to fermions.

As already noted in Ref. [4], a particularly interesting candidate for a Higgs boson imposter is a massive spin zero particle transforming as a SM singlet. (See also Refs. [5–7].) Such singlets are common in theories with extended Higgs sectors, and their couplings to quarks and leptons are naturally suppressed by some combination of SM Yukawa couplings, mixing angles, and ratios of scalar vacuum expectation values (VEV) [8]. While distinguishing generic scalar models using both gauge boson and fermion couplings can be worthwhile [9], in this paper we will assume that the couplings to SM fermions are negligible, and focus instead on the dominant couplings to dibosons.

In Sec. II, we review the various possible mechanisms to generate a diphoton resonance, which is the primary discovery channel in the low Higgs mass region, with an event rate enhanced compared to that of a standard model Higgs. In Sec. III, we consider singlet scalars coupling through dimension five operators to dibosons, and observe a natural hierarchy of decay widths favoring gg , $\gamma\gamma$, and $Z\gamma$ over W^+W^- and ZZ . In Sec. IV, we estimate the integrated luminosity required in 7 TeV or 14 TeV running

¹Here we have used *imposter* to denote a bosonic resonance that can cause an excess in a canonical Higgs search but is clearly distinguished from a SM Higgs by a significantly non-standard rate in one or more channels; while *look-alike* denotes a more difficult case requiring knowledge of the correlations in the visible decay products of the final state.

at the LHC to discover or exclude these Higgs boson imposters, followed by the conclusion in Sec. V.

II. ENHANCING DIPHOTON RESONANCES

For models with a neutral scalar sitting in an $SU(2)_L$ doublet like the Higgs boson, it is difficult to enhance the event rate into the diphoton decay channel by an order of magnitude. The reason is (1) the photon is massless, which implies that the Higgs can only couple to the photon through dimension five operators, and (2) the Higgs does not carry electric charge, so the coupling is loop-induced. The leading order operator is

$$a_\gamma \frac{\alpha_{em}}{4\pi} \frac{h}{v} F_{\mu\nu} F^{\mu\nu}, \quad (1)$$

where $v = (\sqrt{2}G_F)^{-1/2} \approx 246$ GeV and a_γ is, in general, an order unity constant. On the other hand, since the VEV of the Higgs boson gives masses to W and Z bosons, couplings to WW and ZZ are contained in the Higgs kinetic term:

$$\frac{1}{2} g^2 v h W_\mu^- W^{+\mu} + \frac{1}{4} \frac{g^2}{c_w^2} v h Z_\mu Z^\mu. \quad (2)$$

Therefore, for $m_h \gtrsim 120$ GeV/ c^2 the decay partial width into WW is at least 2 orders of magnitude larger than that into $\gamma\gamma$, while at $m_h = 115$ GeV/ c^2 the WW partial width is larger by a factor of 30 [10], even though for these masses the WW channel is kinematically suppressed. However, we do not measure partial widths directly but only the event rate which is the production cross section times branching ratio:

$$B\sigma(gg \rightarrow h \rightarrow V_1 V_2) = \sigma(gg \rightarrow h) \times \text{Br}(h \rightarrow V_1 V_2), \quad (3)$$

from which we see that $B\sigma$ can be enhanced by increasing either the production cross section, decay branching ratio, or both.

One possibility of achieving a larger branching fraction in diphoton mode is to decrease the total decay width of the Higgs by turning off its couplings to fermions, the b -quark, in particular, which results in an increase in the branching ratio by

$$\frac{1}{1 - \text{Br}(h \rightarrow f\bar{f})}. \quad (4)$$

Using the branching fractions for a SM Higgs boson, the largest enhancement that can be achieved this way is for $m_h = 115$ GeV/ c^2 , by a factor of 6.3 when couplings to all fermions are turned off. The increase is only a factor of 3.8 if just the coupling to the b -quark is turned off. For higher masses, the WW mode becomes increasingly dominant and the enhancement due to turning off fermionic couplings correspondingly even smaller.

Other possibilities include enhancing couplings to two gluons and two photons, which increase the production rate of the Higgs and partial width into diphotons, respectively. Since both types of couplings are loop-induced, these

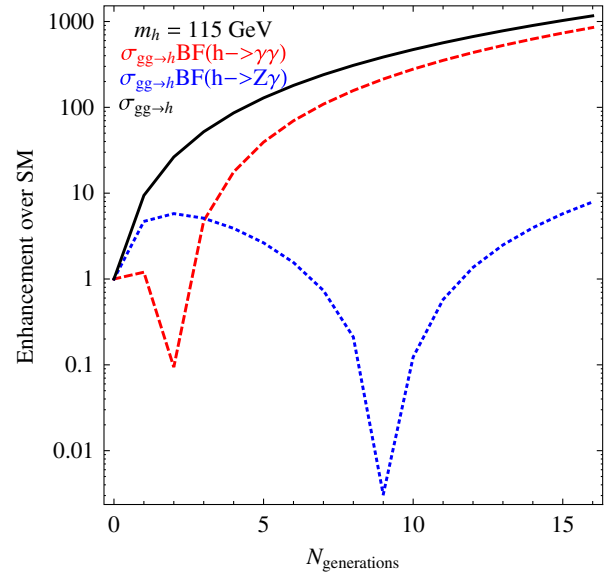


FIG. 1 (color online). Enhancement in the event rate of a 115 GeV/ c^2 Higgs boson versus the number of extra generations. Each generation includes one quark doublet and one lepton doublet.

possibilities can be realized by introducing new heavy particles running in the loop. However, effects of a new particle generically decouple as its mass becomes heavy and scale like v^2/m_{new}^2 with respect to SM expectations. So, a large enhancement generally requires very light masses below the scale of $v \sim 246$ GeV/ c^2 . The only exception is when there is a fourth generation fermion, which does not decouple [11]. A fourth generation interferes constructively with the top quark and increases the Higgs production rate by roughly a factor of $3^2 = 9$. Nonetheless, the same fourth generation interferes destructively with the W boson loop contributing to Eq. (1), resulting in a net decrease of the partial decay width into $\gamma\gamma$. So, a large multiplicity of extra generations is required to enhance $B\sigma$ in the $\gamma\gamma$ channel by an order of magnitude, as can be seen in Fig. 1.² Recent studies on the impact of fourth generations on the SM Higgs phenomenology can be found in Refs. [14,15].

In the next section, we demonstrate that an electroweak singlet scalar suffers from none of the issues above, and can naturally have a large event rate in the diphoton and $Z\gamma$ channels.

III. THE SINGLET IS DEMOCRATIC

To be specific, let us write down the effective operators that couple a singlet scalar S to pairs of vector bosons. There are only three of them at leading order:

²When adding a fourth generation to two-Higgs-doublet models such as supersymmetry, it is possible to enhance significantly the branching fraction of the pseudoscalar Higgs $A \rightarrow \gamma\gamma$ [12,13].

$$\begin{aligned} \mathcal{L}_{\text{eff}} = & \kappa_g \frac{\alpha_s}{4\pi} \frac{S}{4m_S} G_{\mu\nu}^a G^{a\mu\nu} + \kappa_W \frac{\alpha_{em}}{4\pi s_w^2} \frac{S}{4m_S} W_{\mu\nu}^a W^{a\mu\nu} \\ & + \kappa_B \frac{\alpha_{em}}{4\pi c_w^2} \frac{S}{4m_S} B_{\mu\nu} B^{\mu\nu}, \end{aligned} \quad (5)$$

where s_w and c_w are the sine and cosine of the Weinberg angle. We have also chosen to normalize the effective operators to the scalar mass. Naive dimensional analysis suggests $\kappa_g \sim \kappa_W \sim \kappa_B \sim \mathcal{O}(m_S/\Lambda)$, where Λ is the mass scale of new physics. The three operators control the partial decay widths of S into all five possible pairs of vector bosons: $V_1 V_2 = \{WW, ZZ, Z\gamma, \gamma\gamma, gg\}$. On general grounds, when m_S is below the $2m_W$ threshold, we expect that decays into massless states such as gg and $\gamma\gamma$ are kinematically preferred over massive final states. At higher masses, the WW mode should become a viable decay channel since the $SU(2)_L$ coupling is slightly stronger than the $U(1)_{em}$ one, and because WW encompasses two gauge eigenstates W^1 and W^2 .

In terms of electroweak mass eigenstates

$$W^\pm = \frac{1}{\sqrt{2}}(W^1 \pm iW^2), \quad \begin{pmatrix} Z \\ A \end{pmatrix} = \begin{pmatrix} c_w & -s_w \\ s_w & c_w \end{pmatrix} \begin{pmatrix} W^3 \\ B \end{pmatrix}, \quad (6)$$

we obtain the following couplings:

$$\Gamma_{SV_1 V_2}^{\mu\nu} = \frac{g_{SV_1 V_2}}{m_S} (p_{V_1} \cdot p_{V_2} g^{\mu\nu} - p_{V_1}^\nu p_{V_2}^\mu), \quad (7)$$

$$g_{Sgg} = \kappa_g \frac{\alpha_s}{4\pi}, \quad (8)$$

$$g_{SWW} = \kappa_W \frac{\alpha_{em}}{4\pi s_w^2}, \quad (9)$$

$$g_{SZZ} = \frac{\alpha_{em}}{4\pi} \left(\kappa_W \frac{c_w^2}{s_w^2} + \kappa_B \frac{s_w^2}{c_w^2} \right), \quad (10)$$

$$g_{SZ\gamma} = \frac{\alpha_{em}}{4\pi} c_w s_w \left(\frac{\kappa_W}{s_w^2} - \frac{\kappa_B}{c_w^2} \right), \quad (11)$$

$$g_{S\gamma\gamma} = \frac{\alpha_{em}}{4\pi} (\kappa_W + \kappa_B). \quad (12)$$

The partial decay widths into $V_1 V_2$ are given by the following expressions, which are valid even if the massive gauge bosons are off-shell:

$$\Gamma(S \rightarrow gg) = \frac{1}{8\pi} |g_{Sgg}|^2 m_S, \quad (13)$$

$$\Gamma(S \rightarrow \gamma\gamma) = \frac{1}{64\pi} |g_{S\gamma\gamma}|^2 m_S, \quad (14)$$

$$\Gamma(S \rightarrow Z\gamma) = \int_0^{m_S^2} dm_1^2 \frac{1}{32\pi} |g_{SZ\gamma}|^2 m_S \left(1 - \frac{m_1^2}{m_S^2}\right)^3 P_1, \quad (15)$$

$$\begin{aligned} \Gamma(S \rightarrow V_1' V_2') = & \int_0^{m_S^2} dm_1^2 \int_0^{(m_S - \sqrt{m_1^2})^2} dm_2^2 \frac{\delta_{V_1' V_2'} m_1^3 m_2^3}{16\pi m_S^5} \\ & \times |g_{SV_1' V_2'}|^2 \gamma_b (2\gamma_a^2 + 1) P_1 P_2, \end{aligned} \quad (16)$$

where $V_1' V_2' = \{W^+ W^-, ZZ\}$, and $\delta_{V_1' V_2'} = 1$ for $W^+ W^-$ and 2 for ZZ . Moreover,

$$\gamma_a = \frac{1}{2m_1 m_2} [m_S^2 - (m_1^2 + m_2^2)], \quad \gamma_b = \sqrt{\gamma_a^2 - 1}, \quad (17)$$

and

$$P_i = \frac{M_{V_i} \Gamma_{V_i}}{\pi} \frac{1}{(m_i^2 - M_{V_i}^2)^2 + M_{V_i}^2 \Gamma_{V_i}^2} \quad (18)$$

are the propagator factors for W/Z bosons which, in the narrow width approximation for on-shell particles, become just $\delta(m_i^2 - M_{V_i}^2)$.

A few comments are in order. First, the phase space factor in the gg channel is a factor of 8 larger than that in $\gamma\gamma$ because of color. Moreover, when the singlet scalar is light, below the kinematic threshold of WW bosons, decays into massive final states are not preferred generically because of kinematic suppression. Therefore, we see a general pattern of partial widths into $V_1 V_2$:

$$\Gamma_{gg} \gtrsim \Gamma_{\gamma\gamma} \gtrsim \Gamma_{Z\gamma} \gtrsim \Gamma_{WW} \gtrsim \Gamma_{ZZ}, \quad \text{for } m_S \lesssim 2m_W, \quad (19)$$

which is in sharp contrast with that of the Higgs boson for which Γ_{WW} dominates even below the WW threshold. A singlet scalar prefers to decay into gg , $\gamma\gamma$, and to a lesser extent $Z\gamma$.

Next, the gluonic coupling g_{Sgg} is responsible for producing the singlet scalar in the gluon fusion channel, which is also the dominant production channel of the Higgs in hadron colliders. For a SM Higgs the gluonic coupling is

$$\frac{2}{3} \frac{\alpha_s}{2\pi} \frac{h}{4v} G_{\mu\nu}^a G^{a\mu\nu}, \quad (20)$$

which is related to the top quark contribution to the one-loop beta function of QCD via the Higgs low-energy theorem [16,17]. In fact, the factor of $2/3$ is exactly $b_F^{(3)}$, the contribution to the QCD running from a Dirac fermion. When there exists a pair of heavy vectorlike fermions (Q^c, Q) in the fundamental representation of $SU(3)_c$ coupling to S with the interactions

$$m_Q Q^c Q + y_Q S Q^c Q, \quad (21)$$

it induces the gluonic coupling [18]:

$$g_{Sgg} = \frac{\alpha_s}{3\pi} \frac{m_S}{m_Q} y_Q. \quad (22)$$

Strictly speaking, the low-energy theorem applies only when the mass of the particle in the loop is much larger than the scalar mass, $m_S^2/(4m_Q^2) \ll 1$, so that the loop diagram can be approximated by a dimension five operator. In practice, it is found that the effective operator is an

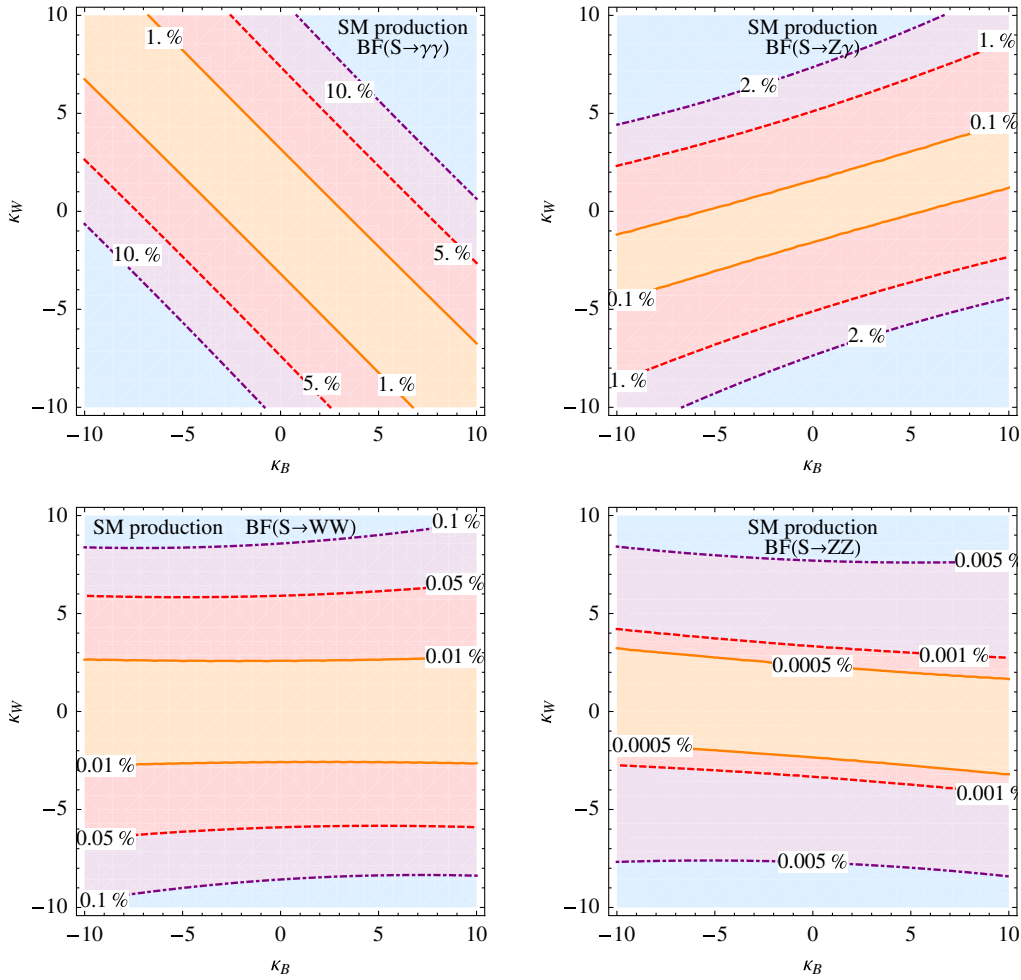


FIG. 2 (color online). Decay branching fractions of a singlet scalar S with $m_S = 115 \text{ GeV}/c^2$ into pairs of electroweak vector bosons. In the plot we assume the production rate of S is the same as that of a SM Higgs with the same mass. In general, the $\gamma\gamma$ mode has the largest branching fraction, followed by $Z\gamma$, WW , and ZZ channels.

excellent approximation even when the Higgs mass is as heavy as 1 TeV, although the top mass is only $172 \text{ GeV}/c^2$ [19]. In this case, we see the ratio of the production rates

$$r_g \equiv \frac{\sigma(gg \rightarrow S)}{\sigma(gg \rightarrow h)_{\text{SM}}} = \frac{v^2}{m_Q^2}. \quad (23)$$

Two benchmark scenarios are: (1) $m_Q \sim 250 \text{ GeV}/c^2$ and $r_g \simeq 1$ and (2) $m_Q \sim 750 \text{ GeV}/c^2$ and $r_g \sim 10\%$.³

The final comment concerns the branching fraction of the diphoton mode. We will make the assumption that widths of S decaying into fermion pairs are much smaller than those into the vector boson pairs, which seems plausible given the singlet nature, and thus the total width of S can be approximated by the widths into $V_1 V_2$ alone. The branching fraction of the $\gamma\gamma$ channel is then largely determined by the relative magnitude of Γ_g versus Γ_γ , which is

$$\frac{\Gamma_\gamma}{\Gamma_g} = \frac{1}{8} \left(\frac{g_{S\gamma\gamma}}{g_{Sgg}} \right)^2. \quad (24)$$

Naively, the above ratio is in the order of $\alpha_{em}^2 / (8\alpha_s^2) \sim 6 \times 10^{-4}$. In reality, there are strong enhancements in $g_{S\gamma\gamma}$ due to various reasons. For example, in the SM, $g_{h\gamma\gamma}$ receives contributions from the W boson as well as the top quark loops, which in the limit of $\frac{m_S^2}{4m_W^2}, \frac{m_S^2}{4m_t^2} \rightarrow 0$ are⁴

$$g_{h\gamma\gamma}^{(W)} = -7 \times \frac{\alpha_{em}}{2\pi} \frac{m_S}{v},$$

$$g_{h\gamma\gamma}^{(t)} = \frac{4}{3} N_c e_t^2 \times \frac{\alpha_{em}}{2\pi} \frac{m_S}{v} = \frac{16}{9} \times \frac{\alpha_{em}}{2\pi} \frac{m_S}{v}, \quad (25)$$

where -7 and $4/3$ are the contribution to the QED running from the W^\pm boson and the top quark, respectively, while N_c is the number of colors and e_t is the

³Depending on how the $m_Q \sim 250 \text{ GeV}/c^2$ quark couples to SM quarks, it may or may not be excluded by Tevatron searches.

⁴In the SM, the $m_W \rightarrow \infty$ limit is not valid; we are interested in this limit only in the context of understanding the coupling of S .

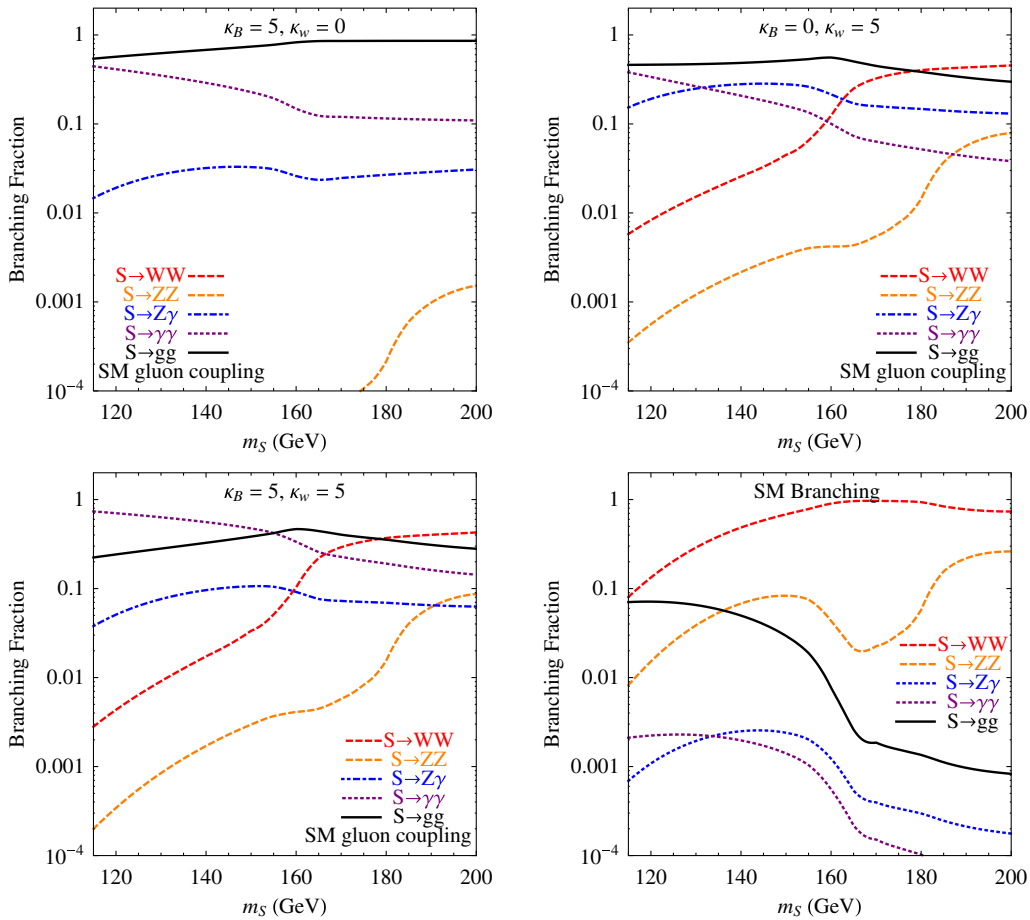


FIG. 3 (color online). Decay branching fractions of a singlet scalar S into pairs vector bosons as a function of mass, for three different choices of κ_W and κ_B , assuming a SM coupling strength to gluons. For comparison, the branching fractions for a SM Higgs boson is also shown in the lower-right figure.

electric charge of the top quark.⁵ Thus, in the SM the ratio of partial widths into $\gamma\gamma$ and gg is enhanced from $\alpha_{em}^2/(8\alpha_s^2)$ to

$$\frac{\Gamma_\gamma^{(SM)}}{\Gamma_g^{(SM)}} \sim 0.04. \quad (26)$$

This demonstrates that if κ_W and κ_B are induced by a set of heavy electroweak gauge bosons [1], or three new colored fermions, we could easily have

$$\frac{\Gamma_\gamma}{\Gamma_g} \sim \mathcal{O}(0.05), \quad (27)$$

which, under our earlier assumption on the total width, in turn implies the branching fraction into two photons is enhanced from that of the SM Higgs by

$$\frac{\text{Br}(S \rightarrow \gamma\gamma)}{\text{Br}(h \rightarrow \gamma\gamma)} \sim \frac{0.05}{2 \times 10^{-3}} \sim \mathcal{O}(20-30). \quad (28)$$

⁵Here we see explicitly that the top quark, or any fourth generation fermion, interferes destructively with the W boson loop.

It is worth emphasizing that such a large enhancement does not require a large multiplicity of new particles. In terms of κ_W and κ_B , the corresponding values for the SM couplings in Eq. (25) are

$$(\kappa_W + \kappa_B)^{(W)} = -14 \frac{m_S}{v}, \quad (\kappa_W + \kappa_B)^{(t)} = \frac{32}{9} \frac{m_S}{v}. \quad (29)$$

Thus, we see that both of them could easily be in the order $\mathcal{O}(1-10)$. These large values of the couplings imply relatively low masses for the exotics propagating in the loops that generate them, but this need not conflict with experimental bounds if, for instance, the exotics carry a new quantum number requiring them to be produced in pairs.

In Fig. 2, we show the branching fractions as functions of κ_W and κ_B , of an electroweak singlet scalar with a mass of 115 GeV/ c^2 decaying into all four pairs of electroweak gauge bosons, assuming the same gluonic partial width as in the SM. Indeed, we see the pattern in Eq. (19), as expected on general grounds, holds up very well.

IV. PHENOMENOLOGY

We first study the mass dependence of the branching fractions into all five pairs of gauge bosons. In Fig. 3, we show the decay branching fractions as a function of the scalar mass up to $200 \text{ GeV}/c^2$, as well as the corresponding branching fractions for a SM Higgs boson, for three different choices of κ_W and κ_B . In the first case, $\kappa_W = 0$ and $\kappa_B = 5$, the decay into WW is completely absent and the $\gamma\gamma$ mode is the most promising channel for discovery. Such a scenario occurs when the heavy particles mediating the loop-induced couplings between the singlet scalar and the vector bosons are themselves $SU(2)_L$ singlets. In the opposite scenario, when the mediating particles do not carry $U(1)_Y$ charge, we consider $\kappa_W = 5$ and $\kappa_B = 0$. For m_S above the WW kinematic threshold, the WW branching fraction dominates over $\gamma\gamma$ and $Z\gamma$, as has been noted previously, but still is a factor of 3 smaller

TABLE I. Production cross sections of the $\gamma\gamma$ and $Z\gamma$ channels through the SM Higgs boson at 7 TeV and 14 TeV LHC energies.

$B\sigma_{\gamma\gamma}$	$\sqrt{s} = 7 \text{ TeV}$	$\sqrt{s} = 14 \text{ TeV}$
$m_h = 115 \text{ GeV}/c^2$	26 pb	85 fb
$m_h = 130 \text{ GeV}/c^2$	21 pb	72 fb
$m_h = 145 \text{ GeV}/c^2$	12 pb	44 fb
$m_h = 165 \text{ GeV}/c^2$	1.2 pb	4.3 fb
$m_h = 180 \text{ GeV}/c^2$	0.44 pb	1.7 fb
$m_h = 200 \text{ GeV}/c^2$	0.18 pb	0.7 fb
$B\sigma_{Z\gamma}$	$\sqrt{s} = 7 \text{ TeV}$	$\sqrt{s} = 14 \text{ TeV}$
$m_h = 115 \text{ GeV}/c^2$	8.5 pb	28 fb
$m_h = 130 \text{ GeV}/c^2$	18 pb	62 fb
$m_h = 145 \text{ GeV}/c^2$	19 pb	65 fb
$m_h = 165 \text{ GeV}/c^2$	2.9 pb	11 fb
$m_h = 180 \text{ GeV}/c^2$	1.3 pb	4.9 fb
$m_h = 200 \text{ GeV}/c^2$	0.59 pb	2.3 fb

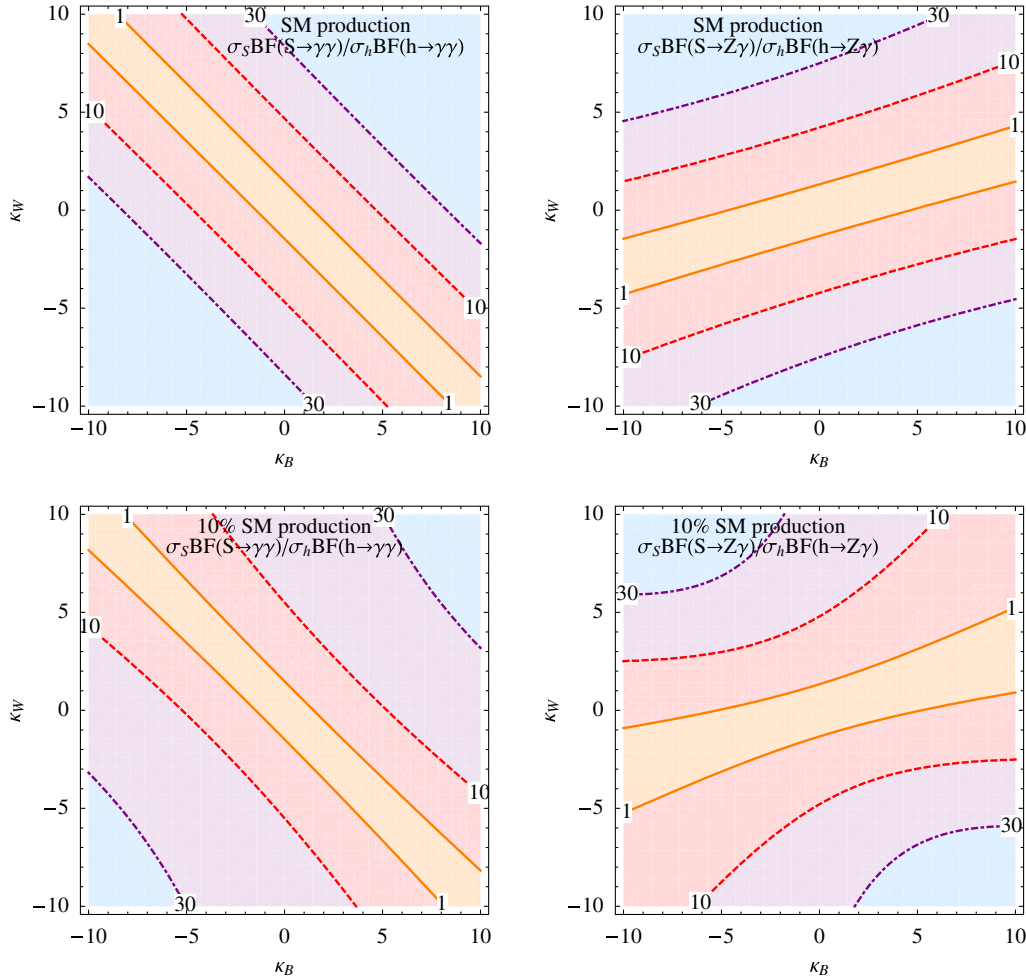


FIG. 4 (color online). Enhancement of $B\sigma(gg \rightarrow S \rightarrow \gamma\gamma)$ and $B\sigma(gg \rightarrow S \rightarrow Z\gamma)$ relative to the SM for $m_S = 115 \text{ GeV}/c^2$. Top two plots assume the same production rate as in the SM while the bottom plots assume 10% of the SM production. Enhancements of $\mathcal{O}(10\text{--}30)$ are seen for both the $\gamma\gamma$ and $Z\gamma$ modes.

TABLE II. Signal acceptance for trial scalar masses and cross section after level C1 cuts.

Acceptance after C2 cut	$\sqrt{s} = 7$ TeV	$\sqrt{s} = 14$ TeV
$m_S = 115$ GeV/ c^2	0.40	0.36
$m_S = 130$ GeV/ c^2	0.43	0.39
$m_S = 165$ GeV/ c^2	0.46	0.42
Cross section after C1 cuts (pb)	$\sqrt{s} = 7$ TeV	$\sqrt{s} = 14$ TeV
$\gamma\gamma$	3.30	6.01
γj	1.56	3.62
jj	0.63	1.20
$Z \rightarrow e^+e^-$	1.51	2.92
Total Background (pb)	7.0	13.8

than that of a SM Higgs. In addition, in this case, the $Z\gamma$ mode has a larger branching fraction than the $\gamma\gamma$ mode. Nevertheless, after taking into account the decay branching ratio of a W/Z boson into $\ell\nu/\ell\bar{\ell}$ final states, we see that the $\gamma\gamma$ and $Z\gamma$ modes are still competitive with WW mode as the discovery channels. In the last possibility we consider, $\kappa_W = \kappa_B = 5$, the diphoton mode has a branching fraction larger than $Z\gamma$ and a few times smaller than WW . Again, after including decays into leptonic final states for W and Z bosons, the diphoton channel remains the most likely channel for discovery.

It is worth pointing out that recently Tevatron presented exclusion limits for a SM Higgs boson in the mass region between 158 and 172 GeV/ c^2 at 95% confidence level [20]. The most stringent limit comes at 165 GeV/ c^2 , where the event rate of a Higgs decaying into the WW channel is constrained to be less than roughly 65% of the

SM event rate. In the cases presented in Fig. 3 we see the decay branching fraction of a singlet scalar into WW is about 10–20% at the mass of 165 GeV/ c^2 , while that of the SM Higgs is nearly 90%. Thus, a singlet scalar can easily escape constraints from the Tevatron limit, even if it has a comparable production cross section to the SM Higgs.

In what follows, we focus on the $\gamma\gamma$ and $Z\gamma$ modes as the most likely discovery channels for an electroweak singlet scalar. To emphasize the possibility of an early discovery, we show in Fig. 4 the enhancements of the event rates, $B\sigma = \sigma \times \text{Br}$, of the singlet scalar decaying into $\gamma\gamma$ and $Z\gamma$ over the SM expectations. An increase in the order of 10–30 is common in the region of parameter space we consider. For reference, we provide the production cross sections of these modes obtained in MCFM [21,22] and HDECAY [23] through the SM Higgs boson in Table I. Although not shown in the figure, we point out that suppressions of the event rate in the WW and ZZ channels are on the order of 10^{-2} to 10^{-3} relative to the SM.

A. $S \rightarrow \gamma\gamma$

Current searches at the Tevatron for the Higgs boson in the $\gamma\gamma$ mode places the limit at $\mathcal{O}(10\text{--}30)$ times the SM cross section of $\sigma(gg \rightarrow h \rightarrow \gamma\gamma)$, depending on the mass. The 95% C.L. exclusion limits from CDF with 7.0 fb^{-1} of data are in the range of 10–20 times the SM expectation, with the exception at $m_h = 120 \text{ GeV}/c^2$ where only a cross section of more than $28\times$ can be constrained, which is 2σ above the expected sensitivity [24]. However, this feature is not present in the D0 diphoton analysis with even

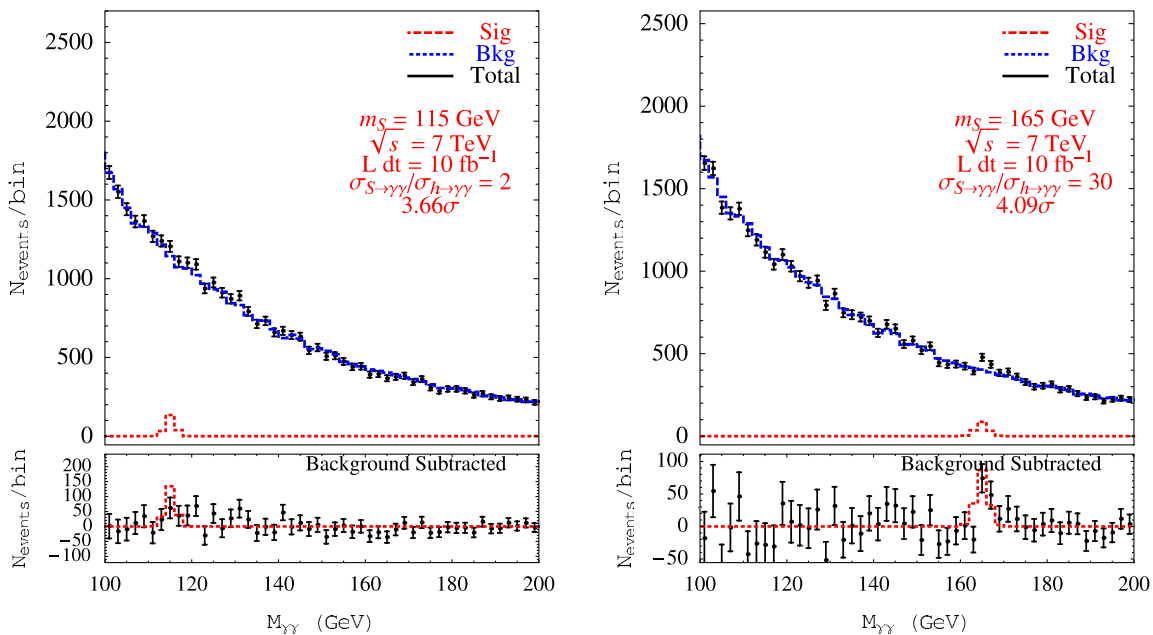


FIG. 5 (color online). Distributions of $M_{\gamma\gamma}$ from pseudoexperiments for $M_S = 115$ and $165 \text{ GeV}/c^2$ and $\sqrt{s} = 7 \text{ TeV}$ for 10 fb^{-1} of integrated luminosity. The background subtracted distribution more clearly shows the possible $\gamma\gamma$ peak.

less data. At 4.2 fb^{-1} of integrated luminosity, D0 constrains the ratio to be at or below 20 in the $m_h = 110\text{--}130 \text{ GeV}/c^2$ range [25].

Soon, the LHC will have competitive limits in the diphoton channel. ATLAS reports no excess in the diphoton channel to date with 132 pb^{-1} of data [26]. It is expected that within the first 1 fb^{-1} of data taking, ATLAS and CMS can limit cross sections of $\mathcal{O}(3\text{--}5)$ times that expected from the SM Higgs boson in a mass range of $110\text{--}140 \text{ GeV}/c^2$ [27,28]

To determine the reach in the $S \rightarrow \gamma\gamma$ mode, we analyze events at $\sqrt{s} = 7$ and 14 TeV up to 10 fb^{-1} and 100 fb^{-1} of integrated luminosity, respectively. For $pp \rightarrow S \rightarrow \gamma\gamma$, we generate events in MadEvent with an effective hgg and $h\gamma\gamma$ coupling [29]. The irreducible background to the diphoton signal is the continuum $\gamma\gamma$ process. We simulate the reducible backgrounds γj , jj with jets faking photons

at the rate $\epsilon_{j \rightarrow \gamma} = 1.2 \times 10^{-4}$ [30]. We also include Drell-Yan (DY) $Z \rightarrow e^+e^-$, with electrons faking the photons such that the DY component makes up roughly 10% of the γj component in the $115 \text{ GeV}/c^2 < M_{\gamma\gamma} < 145 \text{ GeV}/c^2$ range. All backgrounds are generated in ALPGEN [31]. We apply k-factors to match the NLO cross sections found in Ref. [30].

Following the ATLAS cuts in the $\gamma\gamma$ channel [27], we define ‘‘C1’’ cuts:

$$p_{T,\gamma_1} > 40 \text{ GeV}, \quad p_{T,\gamma_2} > 25 \text{ GeV} \quad (30)$$

$$|\eta_\gamma| < 2.47, \quad \Delta R_{\gamma\gamma} > 0.4 \quad (31)$$

where $\gamma_{1,2}$ are the harder and softer photon, respectively, and where η_γ is the photon’s pseudorapidity and $\Delta R_{\gamma\gamma}$ is the separation in the azimuthal-pseudorapidity plane:

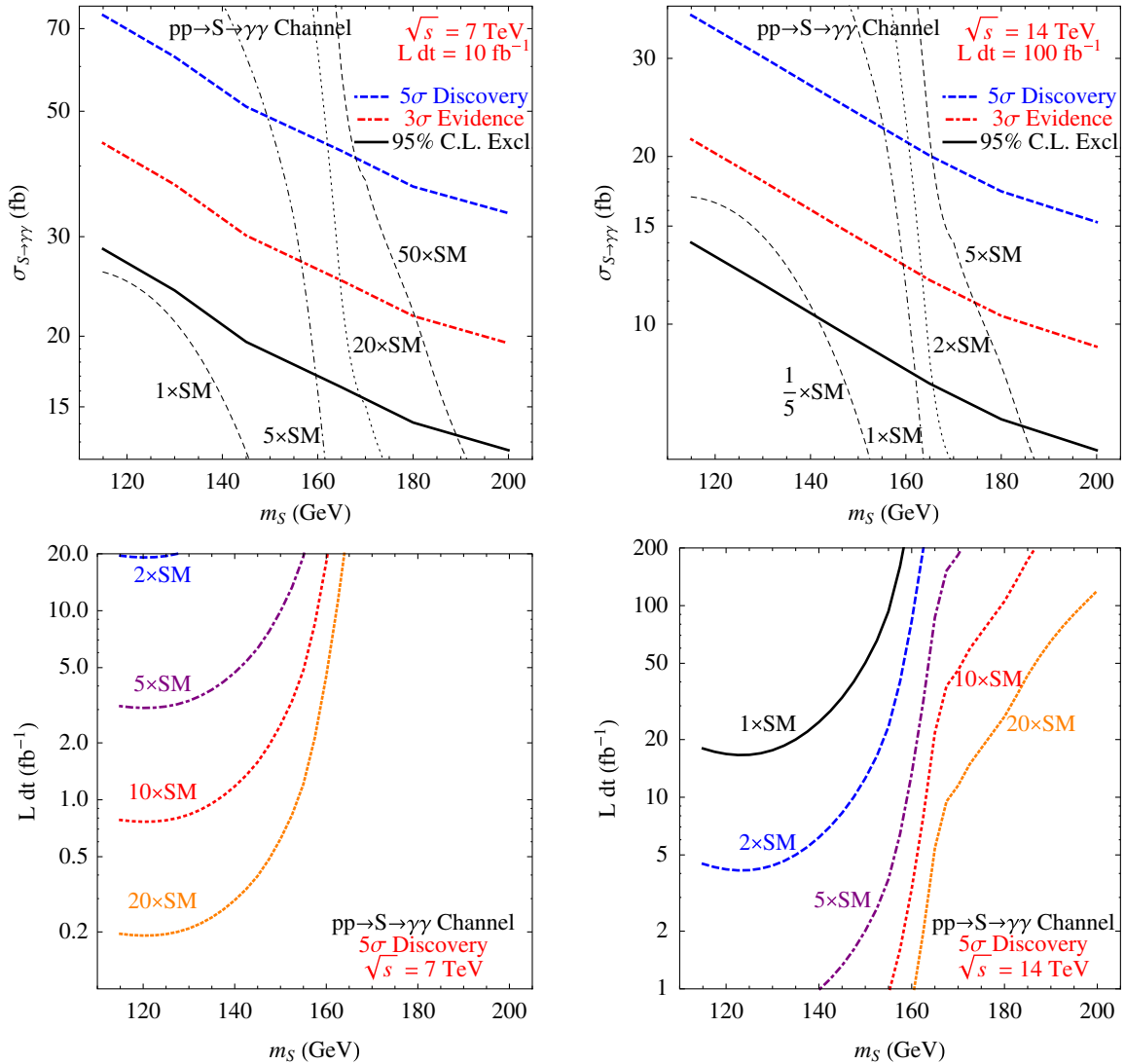


FIG. 6 (color online). LHC reach in the $\gamma\gamma$ channel for 7 TeV (left panels) and 14 TeV (right panels). The top panels show the diphoton cross section reach for discovery, evidence and exclusion with multiples of the SM expectation for comparison. The luminosity required for 5σ discovery with a multiple of the SM Higgs diphoton cross section is given in the lower panels.

TABLE III. Signal acceptance for trial scalar masses and cross section after level C3 and C4 cuts.

Acceptance after C4 cut	$\sqrt{s} = 7$ TeV	$\sqrt{s} = 14$ TeV
$m_S = 115$ GeV/ c^2	0.23	0.20
$m_S = 130$ GeV/ c^2	0.31	0.28
$m_S = 165$ GeV/ c^2	0.33	0.30
Cross section after C3 cuts (fb)	$\sqrt{s} = 7$ TeV	$\sqrt{s} = 14$ TeV
$\ell^+ \ell^- \gamma$	673	1203
Z + jets	17	45
$t_{\ell} \bar{t}_{\ell}$	0.04	0.23
Total Background (fb)	690	1248

$$\Delta R_{i,j} = \sqrt{(\eta_i - \eta_j)^2 + (\phi_i - \phi_j)^2}. \quad (32)$$

In addition to the C1 cuts above, we define the signal region in the $\gamma\gamma$ channel as having a window around the trial scalar mass with width 5 GeV, defined as our ‘‘C2’’ cut:

$$|M_{\gamma\gamma} - m_S| < 2.5 \text{ GeV}/c^2. \quad (33)$$

Additionally, we account for photons being lost in the ECAL ‘‘crack’’ at $1.37 < \eta < 1.52$ in the ATLAS detector. The detector resolution effects are accounted for by smearing the final-state energy according to [30]:

$$\frac{\delta E}{E} = \frac{a}{\sqrt{E/\text{GeV}}} \oplus b, \quad (34)$$

where $a = 10\%$ and $b = 0.7\%$ for photons and leptons.

After applying the cuts outlined above, we find the signal acceptance and background cross sections outlined

in Table II. We find the dominant backgrounds to be $\gamma\gamma$ and γj after requiring the two photons to reconstruct the scalar mass.

We determine the significance of the signal over the expected background using

$$S = 2(\sqrt{N_S + N_B} - \sqrt{N_B}), \quad (35)$$

where N_S and N_B are the expected number of signal and background events. Likewise, we calculate the 95% C.L. under the assumption no signal is seen over the expected background.

After applying the above cuts, we find general agreement with the expected sensitivity of the ATLAS and CMS studies with $\sqrt{s} = 14$ TeV and 30 fb^{-1} of integrated luminosity for a Higgs boson at $115 \text{ GeV}/c^2$ [32,33]. In Fig. 5, we show the distribution of $M_{\gamma\gamma}$ coming from one pseudoexperiment illustrating the prominence of the diphoton peak. Of the masses we study, we find the LHC is most sensitive to scalars in the diphoton channel for $m_S = 130 \text{ GeV}/c^2$ for both 7 and 14 TeV cases. Because of the opening of the W^+W^- and ZZ channels at higher mass, the expected sensitivity of the $\gamma\gamma$ degrades significantly in the SM. At $m_S = 165 \text{ GeV}/c^2$, near the W^+W^- threshold, discovery requires about an order of magnitude enhancement in the diphoton signal.

The overall reach of the LHC in the diphoton channel is summarized in Fig. 6. The 7 TeV early LHC running is poised to discover scalars with $\mathcal{O}(5)$ times the SM rate of diphotons in the low mass range $m_S \lesssim 140$ GeV. For smaller rates or higher masses, the upgraded 14 TeV LHC has excellent discovery reach.

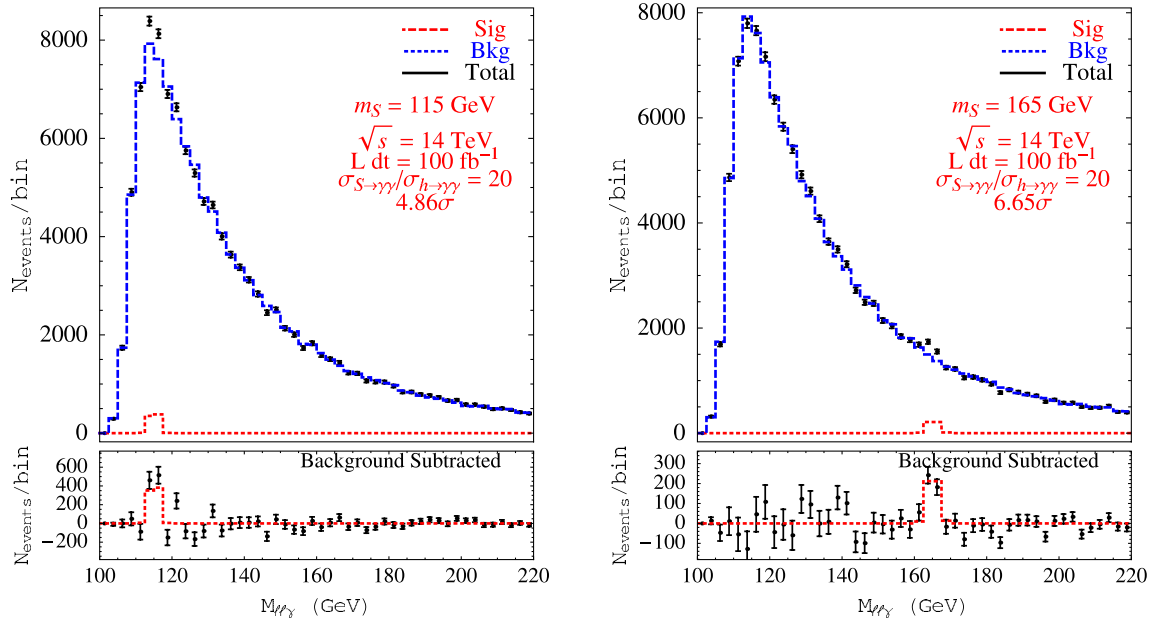


FIG. 7 (color online). Distributions of $M_{\ell^+\ell^-\gamma}$ from pseudoexperiments for $m_S = 115$ and $165 \text{ GeV}/c^2$ and $\sqrt{s} = 14$ TeV for 100 fb^{-1} of integrated luminosity, respectively. The background subtracted distribution more clearly shows the possible $\ell^+\ell^-\gamma$ peak.

B. $S \rightarrow Z\gamma$

The $Z\gamma \rightarrow \ell^+\ell^-\gamma$ signature is more difficult to produce in the SM than $\gamma\gamma$ due to the weaker Z boson coupling and small branching fraction to charged leptons. However, the $\gamma\gamma$ backgrounds have a strong QCD component that is relatively absent in the $Z\gamma$ case, yielding an overall smaller background and hence greater sensitivity in the $Z\gamma$ channel.

For $pp \rightarrow S \rightarrow Z\gamma$, we generate events in MadEvent with an effective hgg and $hZ\gamma$ coupling. The irreducible background is the continuum $Z\gamma$ process while the reducible backgrounds are Zj , Zjj and $t\bar{t} \rightarrow b\bar{b}\ell^+\ell^- + E_T$ with both sets generated in ALPGEN. Following the ATLAS cuts [34] in the search for $Z\gamma$, we require (denoted ‘‘C3’’ cuts)

$$p_{T,\gamma} > 15 \text{ GeV}, \quad p_T(\ell) > 20 \text{ GeV}, \quad (36)$$

$$|\eta_\gamma, \ell| < 2.47, \quad \Delta R_{\gamma\ell} > 0.7, \quad \Delta R_{\ell\ell} > 0.4, \quad (37)$$

$$|M_{\ell^+\ell^-} - m_Z| < 5 \text{ GeV}. \quad (38)$$

We require the Z boson to be on-shell to reject $t\bar{t}$ backgrounds. As in the $\gamma\gamma$ channel, we define the signal region to pass the following cut (denoted ‘‘C4’’ cuts) based on the trial scalar mass

$$|M_{\ell^+\ell^-\gamma} - m_S| < 2.5 \text{ GeV}. \quad (39)$$

Given these cuts, we show, in Table III, the acceptance and cross section.

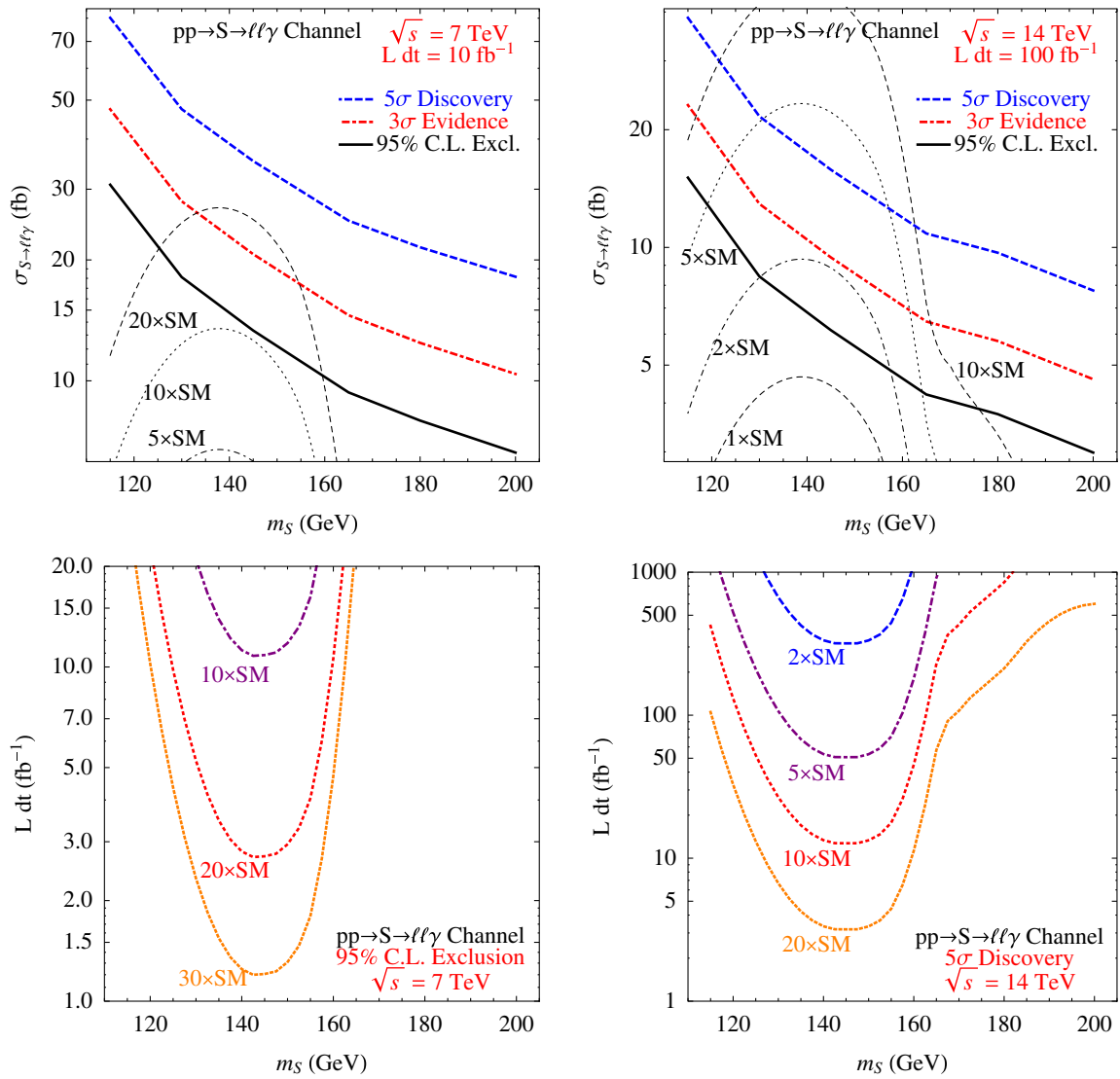


FIG. 8 (color online). LHC reach in the $\ell\bar{\ell}\gamma$ channel for 7 TeV (left panels) and 14 TeV (right panels). The top panels show the $\ell\bar{\ell}\gamma$ cross section reach for discovery, evidence and exclusion with multiples of the SM expectation for comparison. The luminosity required for various multiples of the SM Higgs $Z\gamma$ cross section is given in the lower panels. We illustrate 95% C.L. exclusion for the 7 TeV case and discovery for the 14 TeV case.

We present in Fig. 7 the $M_{\ell^+\ell^-\gamma}$ distribution for the 14 TeV LHC with 100 fb^{-1} of data. Note that the Z boson reconstruction paired with the minimum $p_T(\gamma)$ provides a cutoff in the $M_{\ell^+\ell^-\gamma}$ distribution near $105 \text{ GeV}/c^2$. It is interesting that these cuts, coupled with the natural decrease of the cross section at higher invariant mass scales, creates a peak in the background in the $M_{\ell^+\ell^-\gamma} \sim 110\text{--}115 \text{ GeV}/c^2$ range. This may be problematic for searches of resonances in $Z\gamma$ in this mass range due to decreased acceptance, but may be alleviated with different threshold cuts.⁶ In addition, shape-based analyses will help further probe this region of scalar mass.

In Fig. 8, we present the reach of the LHC in the $\ell\ell\gamma$ channel. For the early running of the LHC at 7 TeV, the reach is limited to large enhancements of the $pp \rightarrow S \rightarrow \ell\ell\gamma$ cross section above the SM. This is largely due to the penalty paid by the $Z \rightarrow \ell\ell$ branching fraction. At these energies, cross sections between 20–70 fb can be discovered over the mass range we consider. The maximum sensitivity in this channel for scalars with a fixed enhancement of production over the SM is $m_S \approx 140 \text{ GeV}$.

⁶This feature of $Z\gamma$ background also demonstrates the importance of understanding its leakage into the $\gamma\gamma$ background, especially in the $115 \text{ GeV}/c^2$ region.

V. CONCLUSIONS

In this work, we considered the possibility of an electroweak singlet scalar as the Higgs boson imposter. Such a singlet scalar has loop-induced couplings to pairs of vector bosons arising only at the level of dimension five operators. We demonstrated that patterns of the singlet decay branching fractions into dibosons are generically very different from what would be expected of a SM Higgs. In particular, decay widths into $\gamma\gamma$ and $Z\gamma$ final states could naturally be enhanced, by orders of magnitude, over those of a SM Higgs. Therefore, both channels could serve as the primary discovery channels for a Higgs boson imposter even for masses above WW threshold.

ACKNOWLEDGMENTS

The authors acknowledge Tom LeCompte, Heidi Schellman, Michael Schmitt, and Ciaran Williams, as well as Paddy Fox and Dave Tucker-Smith for explaining benefits of a Higgs boson friend. This work was supported in part by the U.S. Department of Energy under contracts No. DE-AC02-06CH11357 and No. DE-FG02-91ER40684. Fermilab is operated by the Fermi Research Alliance under contract DE-AC02-07CH11359 with the U.S. Department of Energy.

-
- [1] Q. H. Cao, C. B. Jackson, W. Y. Keung, I. Low, and J. Shu, *Phys. Rev. D* **81**, 015010 (2010).
 - [2] Y. Gao, A. V. Gritsan, Z. Guo, K. Melnikov, M. Schulze, and N. V. Tran, *Phys. Rev. D* **81**, 075022 (2010).
 - [3] A. De Rujula, J. Lykken, M. Pierini, C. Rogan, and M. Spiropulu, *Phys. Rev. D* **82**, 013003 (2010).
 - [4] I. Low and J. Lykken, *J. High Energy Phys.* **10** (2010) 053.
 - [5] R. Barbieri and R. Torre, *Phys. Lett. B* **695**, 259 (2011).
 - [6] P. J. Fox, D. Tucker-Smith, and N. Weiner, *J. High Energy Phys.* **06** (2011) 127.
 - [7] R. Sato, S. Shirai, and T. T. Yanagida, [arXiv:1105.0399](https://arxiv.org/abs/1105.0399).
 - [8] J. D. Lykken, Z. Murdock, and S. Nandi, *Phys. Rev. D* **79**, 075014 (2009).
 - [9] V. Barger, H. E. Logan, and G. Shaughnessy, *Phys. Rev. D* **79**, 115018 (2009).
 - [10] A. Djouadi, *Phys. Rep.* **457**, 1 (2008).
 - [11] E. D'Hoker and E. Farhi, *Nucl. Phys.* **B248**, 77 (1984).
 - [12] R. C. Cotta, J. L. Hewett, A. Ismail, M. P. Le, and T. G. Rizzo, [arXiv:1105.0039](https://arxiv.org/abs/1105.0039).
 - [13] J. F. Gunion, [arXiv:1105.3965](https://arxiv.org/abs/1105.3965).
 - [14] G. D. Kribs, T. Plehn, M. Spannowsky, and T. M. P. Tait, *Phys. Rev. D* **76**, 075016 (2007).
 - [15] X. Ruan and Z. Zhang, [arXiv:1105.1634](https://arxiv.org/abs/1105.1634).
 - [16] J. R. Ellis, M. K. Gaillard, and D. V. Nanopoulos, *Nucl. Phys.* **B106**, 292 (1976).
 - [17] M. A. Shifman, A. I. Vainshtein, M. B. Voloshin, and V. I. Zakharov, *Yad. Fiz.* **30**, 1368 (1979) [*Sov. J. Nucl. Phys.* **30**, 711 (1979)].
 - [18] I. Low, R. Rattazzi, and A. Vichi, *J. High Energy Phys.* **04** (2010) 126
 - [19] M. Spira, A. Djouadi, D. Graudenz, and P. M. Zerwas, *Nucl. Phys.* **B453**, 17 (1995).
 - [20] T. Aaltonen *et al.* (CDF and D0 Collaboration), [arXiv:1103.3233](https://arxiv.org/abs/1103.3233).
 - [21] J. M. Campbell and R. K. Ellis, *Nucl. Phys. B, Proc. Suppl.* **205-206**, 10 (2010).
 - [22] J. M. Campbell and R. K. Ellis, MCFM home p., <http://mcfm.fnal.gov>.
 - [23] A. Djouadi, J. Kalinowski, and M. Spira, *Comput. Phys. Commun.* **108**, 56 (1998).
 - [24] CDF Collaboration CDF Note 10485.
 - [25] D0 Collaboration, D0 Note 5858.
 - [26] ATLAS Collaboration, Report No. ATLAS-CONF-2011-071.
 - [27] ATLAS Collaboration, Report No. ATLAS-CONF-2011-004.
 - [28] CMS Collaboration CMS NOTE 2010/008.
 - [29] J. Alwall, P. Demin, S. de Visscher, R. Frederix, M. Herquet, F. Maltoni, T. Plehn, D. L. Rainwater *et al.*, *J. High Energy Phys.* **09** (2007) 028.

- [30] G. Aad *et al.* (The ATLAS Collaboration), [arXiv:0901.0512](#).
- [31] M. L. Mangano, M. Moretti, F. Piccinini, R. Pittau, and A. D. Polosa, *J. High Energy Phys.* **07** (2003) 001.
- [32] G. L. Bayatian *et al.* (CMS Collaboration), *J. Phys. G* **34**, 995 (2007).
- [33] G. Aad *et al.* (The ATLAS Collaboration), [arXiv:0901.0512](#).
- [34] ATLAS Collaboration, Report No. ATLAS-CONF-2011-013, [arXiv:0901.0512](#).