

Search for the decay $J/\psi \rightarrow \gamma + \text{invisible}$

J. Insler,¹ H. Muramatsu,¹ C. S. Park,¹ E. H. Thorndike,¹ F. Yang,¹ S. Ricciardi,² C. Thomas,^{2,3} M. Artuso,⁴ S. Blusk,⁴ S. Khalil,⁴ R. Mountain,⁴ T. Skwarnicki,⁴ S. Stone,⁴ J. C. Wang,⁴ L. M. Zhang,⁴ G. Bonvicini,⁵ D. Cinabro,⁵ A. Lincoln,⁵ M. J. Smith,⁵ P. Zhou,⁵ J. Zhu,⁵ P. Naik,⁶ J. Rademacker,⁶ D. M. Asner,⁷ K. W. Edwards,⁷ K. Randrianarivony,⁷ J. Reed,⁷ A. N. Robichaud,⁷ G. Tatishvili,⁷ E. J. White,⁷ R. A. Briere,⁸ H. Vogel,⁸ P. U. E. Onyisi,⁹ J. L. Rosner,⁹ J. P. Alexander,¹⁰ D. G. Cassel,¹⁰ R. Ehrlich,¹⁰ L. Fields,¹⁰ L. Gibbons,¹⁰ S. W. Gray,¹⁰ D. L. Hartill,¹⁰ B. K. Heltsley,¹⁰ J. M. Hunt,¹⁰ D. L. Kreinick,¹⁰ V. E. Kuznetsov,¹⁰ J. Ledoux,¹⁰ H. Mahlke-Krüger,¹⁰ J. R. Patterson,¹⁰ D. Peterson,¹⁰ D. Riley,¹⁰ A. Ryd,¹⁰ A. J. Sadoff,¹⁰ X. Shi,¹⁰ S. Stroiney,¹⁰ W. M. Sun,¹⁰ J. Yelton,¹¹ P. Rubin,¹² N. Lowrey,¹³ S. Mehrabyan,¹³ M. Selen,¹³ J. Wiss,¹³ M. Kornicer,¹⁴ R. E. Mitchell,¹⁴ M. R. Shepherd,¹⁴ C. M. Tarbert,¹⁴ D. Besson,¹⁵ T. K. Pedlar,¹⁶ J. Xavier,¹⁶ D. Cronin-Hennessy,¹⁷ K. Y. Gao,¹⁷ J. Hietala,¹⁷ R. Poling,¹⁷ P. Zweber,¹⁷ S. Dobbs,¹⁸ Z. Metreveli,¹⁸ K. K. Seth,¹⁸ X. Ting,¹⁸ A. Tomaradze,¹⁸ S. Brisbane,³ J. Libby,³ L. Martin,³ A. Powell,³ P. Spradlin,³ G. Wilkinson,³ H. Mendez,¹⁹ J. Y. Ge,²⁰ D. H. Miller,²⁰ I. P. J. Shipsey,²⁰ B. Xin,²⁰ G. S. Adams,²¹ D. Hu,²¹ B. Moziak,²¹ J. Napolitano,²¹ and K. M. Ecklund²²

(CLEO Collaboration)

¹University of Rochester, Rochester, New York 14627, USA²STFC Rutherford Appleton Laboratory, Chilton, Didcot, Oxfordshire, OX11 0QX, United Kingdom³University of Oxford, Oxford OX1 3RH, United Kingdom⁴Syracuse University, Syracuse, New York 13244, USA⁵Wayne State University, Detroit, Michigan 48202, USA⁶University of Bristol, Bristol BS8 1TL, United Kingdom⁷Carleton University, Ottawa, Ontario, Canada K1S 5B6⁸Carnegie Mellon University, Pittsburgh, Pennsylvania 15213, USA⁹University of Chicago, Chicago, Illinois 60637, USA¹⁰Cornell University, Ithaca, New York 14853, USA¹¹University of Florida, Gainesville, Florida 32611, USA¹²George Mason University, Fairfax, Virginia 22030, USA¹³University of Illinois, Urbana-Champaign, Illinois 61801, USA¹⁴Indiana University, Bloomington, Indiana 47405, USA¹⁵University of Kansas, Lawrence, Kansas 66045, USA¹⁶Luther College, Decorah, Iowa 52101, USA¹⁷University of Minnesota, Minneapolis, Minnesota 55455, USA¹⁸Northwestern University, Evanston, Illinois 60208, USA¹⁹University of Puerto Rico, Mayaguez, Puerto Rico 00681²⁰Purdue University, West Lafayette, Indiana 47907, USA²¹Rensselaer Polytechnic Institute, Troy, New York 12180, USA²²Rice University, Houston, Texas 77005, USA

(Received 1 March 2010; published 24 May 2010)

A search for J/ψ radiative decay to weakly interacting neutral final states was performed using the CLEO-c detector at the Cornell Electron Storage Ring. J/ψ events were selected by observing the hadronic decay $\psi(2S) \rightarrow \pi^+ \pi^- J/\psi$. A total of 3.7×10^6 J/ψ events were used to study the decay $J/\psi \rightarrow \gamma + X$, where X is a narrow state that is invisible to the detector. No significant signal was observed, and upper limits on the branching fraction were set for masses m_X up to $960 \text{ MeV}/c^2$. The upper limit corresponding to $m_X = 0$ is 4.3×10^{-6} at the 90% confidence level.

DOI: 10.1103/PhysRevD.81.091101

PACS numbers: 13.20.Gd, 13.66.Hk, 14.80.Ly

Understanding the nature of dark matter is one of the major goals of particle physics. In one scenario two dark-matter particles annihilate in the early universe primarily through the s -channel production of a light neutral boson that lies outside the standard model. Coupling strengths can be chosen that allow both the dark-matter particle and the boson to decouple from standard-model particles and

thus avoid conflict with experimental limits on their laboratory production rates, while at the same time giving the correct remnant dark-matter density [1–8]. In these models the lightest neutralino is a logical candidate for the dark-matter particle but a light scalar is also a possibility. Nonminimal supersymmetric models that include a scalar singlet Higgs field produce a rich spectrum of Higgs and

neutralino particles that can extend to very low masses [9,10], so they can easily be applied to the dark-matter problem. For example, the required light boson can be a gauge boson [4–6,8] or a CP -odd Higgs boson [1,7].

Experimental limits on the branching fractions for quarkonium radiative decay to invisible final states [11,12] provide laboratory constraints for some of the models discussed above [4,7]. Preliminary data on $Y(3S) \rightarrow \gamma + \text{invisible}$ have also been reported [13]. These can be incorporated into theoretical models by calculating the branching fraction for a light boson to be produced in radiative quarkonium decay and then assuming its dominant decay is to two neutralinos. The neutralinos interact very weakly with normal matter, so they would not be detected in an experiment. In this case the charmonium radiative decay amplitude takes the form

$$\frac{\Gamma(J/\psi \rightarrow \gamma X)}{\Gamma(J/\psi \rightarrow \mu^+ \mu^-)} \approx \frac{G_F m_c^2 \cos^2 \theta}{2\sqrt{2}\alpha\pi \tan^2 \beta}, \quad (1)$$

where X is a boson with pseudoscalar quark coupling, θ is the Higgs mixing angle, m_c is half the J/ψ mass, and $\tan\beta$ is the usual ratio of vacuum expectation values. A factor of 1/2 is included in this expression as a rough estimate of radiative and relativistic corrections [4]. The corresponding expression for bottomonium decay takes the same form but with $\tan^2\beta$ appearing in the numerator instead of the denominator [Eq. (111) in Ref. [4]].

In this paper we report upper limits on the branching fraction for $J/\psi \rightarrow \gamma + \text{invisible}$. Here, an invisible particle is one that escapes detection because its interaction with the detector is very weak, or because it decays to other neutral weakly interacting particles within the detector volume. The present data provide new constraints for some models in which a light boson decays to two dark-matter particles.

Data were acquired at the $\psi(2S)$ mass using the Cornell Electron Storage Ring (CESR) with the CLEO-c detector [14–16]. Photons were detected in a CsI(Tl) electromagnetic calorimeter, which has photon-energy resolution equal to 2.2% at 1 GeV and 5% at 100 MeV. For measurements in the charm region the CLEO-III silicon vertex detector [17] was replaced with a cylindrical drift chamber and the solenoid magnetic field was set to 1.0 T.

J/ψ events were tagged by measuring the charged pions from $\psi(2S) \rightarrow \pi^+ \pi^- J/\psi$. All events that had additional charged tracks beyond the tagging pions were rejected. Event selection criteria were chosen to optimize the identification of charged pions and minimize the background from hadronic showers produced in the calorimeter. Transition pions were required to have differential energy loss signatures consistent with a pion, and their trajectories were required to form a single decay vertex close to the e^+e^- interaction point. In addition, individual pion momentum vectors were required to lie in the central region of the detector with $|\cos\theta'| < 0.83$, where θ' is measured

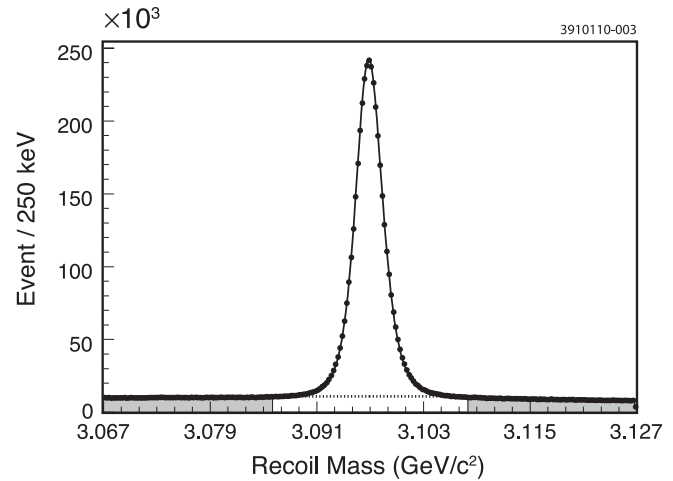


FIG. 1. Recoil mass calculated from the di-pion four-momentum, after pion selection. A fit to the unshaded region of the spectrum was used to extract the tagged J/ψ yield. The solid line shows the results of the fit and the dotted line shows the background contribution. Data in the shaded regions were used to study background.

relative to the beam axis, and the summed momentum vector for each pion pair was required to have $|\cos\theta'| < 0.95$. The latter constraint was used to suppress background from $\gamma\gamma$ fusion and direct J/ψ production from $e^+e^- \rightarrow \gamma J/\psi$. Figure 1 shows the recoiling invariant mass calculated from the four-momentum of the tagging pions and the center-of-mass energy of the initial e^+e^- system. This recoil mass was required to be within $\pm 5 \text{ MeV}/c^2$ of the J/ψ mass for the selected invisible-decay candidates. Further background reduction was achieved by requiring the invariant mass of the $\pi^+\pi^-$ pair to be between 460 and 590 MeV/c^2 , and requiring charged tracks to have momentum component transverse to the beam in excess of 100 MeV/c . Those criteria were determined by maximizing S^2/B , where S is the inclusive signal yield in the J/ψ mass peak and B is the scaled background yield in di-pion recoil-mass sideband regions (Fig. 1). The tagged J/ψ yield, 3.7×10^6 , was determined by fitting the data in Fig. 1 to a sum of three Gaussians and a third-order polynomial background function.

The most energetic calorimeter shower in each event that was not associated with a transition-pion track was designated as the signal photon corresponding to J/ψ radiative decay. This signal photon must lie in the barrel region of the detector, with $|\cos\theta'| < 0.79$, and when transformed into the J/ψ rest frame, it must have energy exceeding 1.25 GeV. The latter selection avoided the rapidly rising background below 1.25 GeV. The photon shower was also required to have a lateral shape consistent with that expected for a photon so as to suppress antineutron showers from the decay $J/\psi \rightarrow n\bar{n}$.

Because the signal-event topology includes only transition pions and a signal photon visible in the detector,

restricting additional calorimeter activity should, in principle, only aid in rejecting background from other J/ψ decays and not affect the invisible signal. However, the transition pions themselves interact in the calorimeter and produce shower fragments. Hence care was taken so as not to reject events in which such remnants of hadronic interactions are produced, while still eliminating background events with additional photons. Showers were considered as photon candidates only if they were not in close geometrical proximity to the calorimeter entry point of a transition pion, and if they survived both a lateral-profile selection and the application of a neural network. The lateral-profile restriction eliminated broad showers from consideration, and the neural network examined the energy distribution among the crystals in a shower. (See Fig. 12 in Ref. [18].) Events were removed from consideration if there were any additional photon candidates with energy greater than 50 MeV. This restriction was found to reject just 1% of a test sample selected by requiring $J/\psi \rightarrow \mu^+ \mu^-$ decay instead of the signal-photon requirement.

In addition to the photon selection criteria discussed above, a final selection was made on the total energy deposited in the calorimeter minus the signal-photon energy. Events above 600 MeV were rejected, which reduced the background from events in which one or more energetic photons coincidentally overlapped the shower caused by one of the transition pions. This removed much of the high-energy background in the signal-photon spectrum arising from radiative J/ψ decay to η and η' . The limit was set by comparing the results of Monte Carlo simulations for these two channels and for radiative decay to a massless invisible particle. The signal-photon selection efficiency ϵ fell from about 65% to 55% after this data selection was made.

Figure 2(a) shows a histogram of the selected data for $J/\psi \rightarrow \gamma + \text{invisible}$ as a function of E_γ^* , the photon energy in the J/ψ rest frame. A total of 73 data events were measured with $E_\gamma^* \geq 1.25$ GeV. A sharp peak in this spectrum would be evidence for J/ψ radiative decay to a narrow final state. No obvious peak corresponding to $J/\psi \rightarrow \gamma + \text{invisible}$ is apparent in the data. A Monte Carlo simulation of the background spectrum, normalized to integrated beam luminosity, is also shown.

To study the background from channels such as $\psi(2S)$ decay, data were extracted from recoil-mass regions adjacent to the J/ψ (Fig. 1). In Fig. 2 this sideband yield has been scaled down by the ratio of the mass intervals used to select the on-resonance and sideband data. The on-resonance data are seen to originate predominantly from J/ψ decays, as the sideband yield is negligibly small.

Although there are no obvious peaks in the on-resonance data, there does appear to be a relatively smooth background, the size of which is underestimated by the Monte Carlo simulation. This background has the somewhat surprising property that it continues well above the photon kinematic limit of $E_\gamma^* = 1.55$ GeV, meaning it

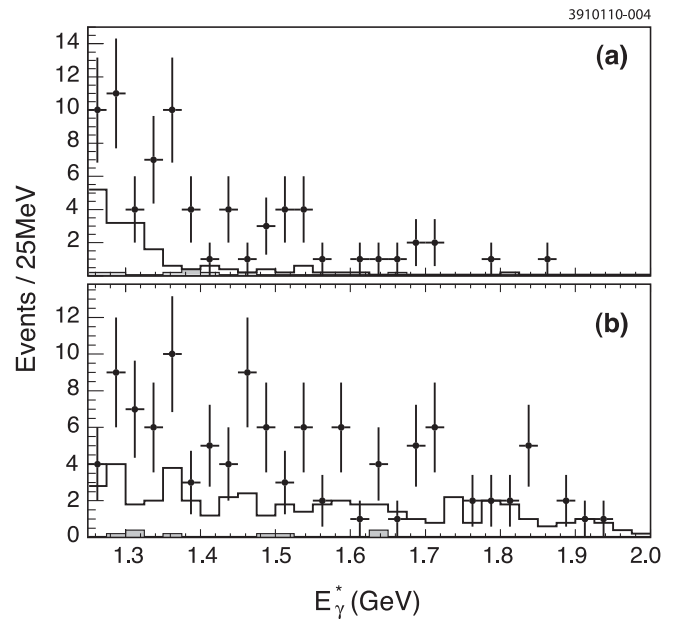


FIG. 2. (a) Invisible-decay events as a function of photon energy in the J/ψ rest frame, and (b) the antineutron-enhanced spectrum obtained by selecting calorimeter showers with large lateral extent. The solid points are data and the unshaded histograms show the results of Monte Carlo simulations. The shaded histograms show the small contributions from events that have di-pion recoil mass adjacent to the J/ψ mass window.

cannot be solely from radiative J/ψ decays. Monte Carlo studies indicate that the dominant background contribution in Fig. 2(a), in fact the only one for $E_\gamma^* \geq 1.4$ GeV, is from $J/\psi \rightarrow n\bar{n}$ decay. These events have the neutron leaving no detectable signature in the tracking or shower detectors, and the antineutron producing a shower in the calorimeter that is misidentified as a high-energy photon. Since antineutrons annihilate in the calorimeter, they can produce shower energies that exceed the kinematic limit for photons by converting part of a nucleon rest mass into visible energy. This background source was studied by selecting calorimeter showers with large lateral spread, effectively eliminating real photon showers and preferentially selecting background events that did not have a photon in the final state. The E_γ^* distribution of these events appears in Fig. 2(b) for data and Monte Carlo, where two salient features can be observed: it shows no cutoff at the kinematic limit for photons, just as in Fig. 2(a), and it is a smooth function of E_γ^* . The GEANT3 Monte Carlo simulation [19] correctly models the spectral shape but not the absolute number of antineutrons that satisfy the photonlike lateral-shower criterion. However, since this is a very small fraction of all antineutrons, it is not unexpected.

In order to extract upper limits on the branching fraction for $J/\psi \rightarrow \gamma + \text{invisible}$, a series of fits was made to the selected on-resonance data. Two-body radiative J/ψ decay to a narrow final state features a monochromatic pho-

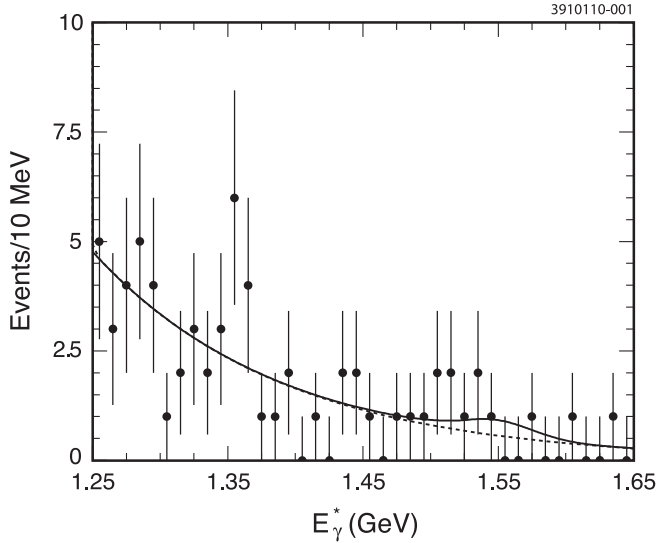


FIG. 3. Fit to determine the branching fraction at $E_\gamma^* = 1.548$ GeV, corresponding to $m_X = 0$. The data are the same as in Fig. 2(a) but with finer binning. The solid line is the total fitted spectrum, and the dashed line shows the background contribution to the fit.

ton in the J/ψ center-of-mass frame. This produces a peak in the measured E_γ spectrum with a line shape determined by the calorimeter resolution. We extracted the branching fraction for $J/\psi \rightarrow \gamma X$ for fixed mass m_X , with a binned maximum likelihood fit to the E_γ spectrum. The fit assumed an exponentially falling background and a peak line shape determined from a Monte Carlo simulation of the detector response to signal events. The peak line shape was parametrized with a Crystal Ball function [20,21], which features a low-side tail joined smoothly to a Gaussian core. The E_γ peak resolution was approximately 30 MeV.

Fits were performed on the data in the E_γ^* range from 1.25 to 1.65 GeV, with fixed peak energies chosen from 1.400 GeV to 1.548 GeV in 5 MeV steps. A typical fit is shown in Fig. 3. This region encompasses the kinematic threshold at 1.55 GeV and probes a broad range of light invisible-particle masses recoiling against the photon, up to 960 MeV/ c^2 . The data in this range are well described by an exponential background curve alone, showing no evidence for a signal. We also note the possible presence of a narrow structure in the spectrum at about 1.36 GeV. This peak is much narrower than the expected photon-energy resolution, and is therefore attributed to a statistical fluctuation in the data.

The branching fraction for invisible decay was calculated as $B(J/\psi \rightarrow \gamma + \text{invisible}) = N_{\text{inv}}/(\epsilon N_{\text{tag}})$. Here N_{tag} is the number of tagged inclusive J/ψ events, N_{inv} is the number of fitted events after photon selection and particle vetoes, and ϵ is the efficiency for selecting invisible radiative decays from the tagged J/ψ sample, as determined from Monte Carlo simulations.

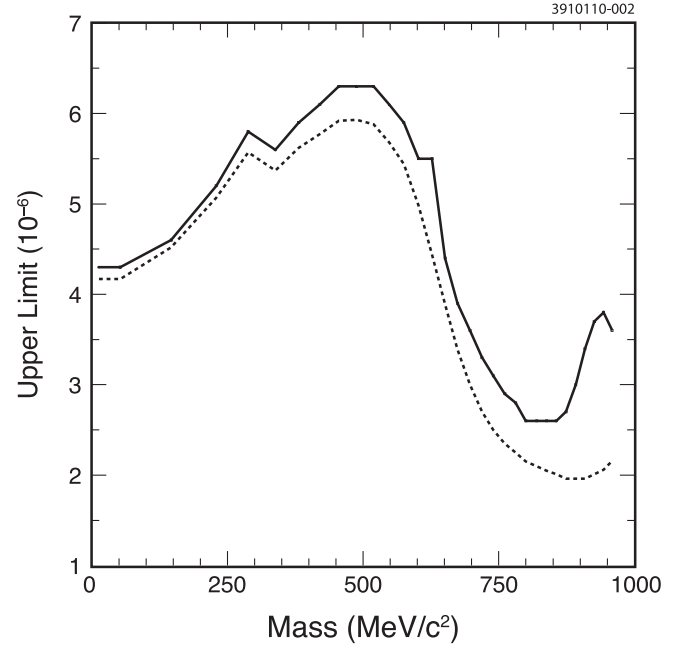


FIG. 4. The 90% confidence-level upper limits for $J/\psi \rightarrow \gamma X$, where X is invisible to the detector. The dashed line shows the results for statistical uncertainties alone, and the solid line includes systematic and statistical uncertainties.

As there were no strong peaks in any of the fits, branching fraction upper limits were extracted at the 90% confidence level at each m_X . This was done by integrating the likelihood for positive branching fractions. The limits are dominated by statistical uncertainties but vary somewhat depending on the shape of the background function (exponential or polynomial), the range of the fit, and reasonable variations in event selection criteria. These systematic variations were added in quadrature to estimate the systematic uncertainty in the fitted yields. Systematic uncertainties were included in the branching fraction upper limits by scaling them upward by the same amount that Gaussian upper limits were changed when systematic and statistical uncertainties were added in quadrature.

The resulting 90% confidence-level upper limits on the branching fraction are plotted in Fig. 4 as the solid line. The dashed line shows the upper limit for statistical uncertainties alone. Statistical uncertainties are dominant for the full mass range in the plot, and systematic uncertainties are negligible for the low-mass points. The upper limits from this experiment are well below the previous experimental limits for charmonium radiative decay to invisible final states [22].

The present data yield a branching fraction for $J/\psi \rightarrow \gamma + \text{invisible}$ of $(1.5 \pm 2.4) \times 10^{-6}$ at $m_X = 0$, and an upper limit of 4.3×10^{-6} at the 90% confidence level. The error quoted here (2.4×10^{-6}) is from the statistical error in the fitted peak only. Substituting this upper limit in Eq. (1) gives $\cos^2\theta/\tan^2\beta \leq 0.084$. When combined with experimental limits for Υ radiative decay [12], following

the procedure in Ref. [4], the present data suggest a very small value for $\cos^2\theta$. However, a quantitative estimate cannot be made because only upper limits for the Υ branching fraction are available. Further measurements of Υ radiative decay to invisible states are warranted.

In summary, the branching fraction for J/ψ radiative decay to invisible particles has been measured as a function of particle mass. No statistically significant strength was observed for narrow states with mass less than $960 \text{ MeV}/c^2$. The resulting upper limits place new con-

straints on some theoretical models that include a very light neutralino dark-matter candidate.

We gratefully acknowledge the effort of the CESR staff in providing us with excellent luminosity and running conditions. D.C.-H. thanks the A.P. Sloan Foundation. This work was supported by the National Science Foundation, the U.S. Department of Energy, the Natural Sciences and Engineering Research Council of Canada, and the U.K. Science and Technology Facilities Council.

-
- [1] F. Larios, G. Tavares-Velasco, and C. P. Yuan, *Phys. Rev. D* **66**, 075006 (2002).
 - [2] D. L. Anderson, C. D. Carone, and M. Sher, *Phys. Rev. D* **67**, 115013 (2003).
 - [3] P. Fayet, *Phys. Rev. D* **74**, 054034 (2006).
 - [4] P. Fayet, *Phys. Rev. D* **75**, 115017 (2007).
 - [5] N. Borodatchenkova, D. Choudhury, and M. Drees, *Phys. Rev. Lett.* **96**, 141802 (2006).
 - [6] D. Hooper and K. M. Zurek, *Phys. Rev. D* **77**, 087302 (2008).
 - [7] J. F. Gunion, D. Hooper, and B. McElrath, *Phys. Rev. D* **73**, 015011 (2006).
 - [8] C. Boehm, D. Hooper, J. Silk, M. Casse, and J. Paul, *Phys. Rev. Lett.* **92**, 101301 (2004).
 - [9] V. Barger, P. Langacker, H.-S. Lee, and G. Shaughnessy, *Phys. Rev. D* **73**, 115010 (2006).
 - [10] V. Barger, P. Langacker, and H.-S. Lee, *Phys. Lett. B* **630**, 85 (2005).
 - [11] R. Balest *et al.* (CLEO Collaboration), *Phys. Rev. D* **51**, 2053 (1995).
 - [12] D. Besson *et al.* (CLEO Collaboration), *Phys. Rev. D* **33**, 300 (1986).
 - [13] B. Aubert *et al.* (BABAR Collaboration), SLAC Report No. SLAC-PUB-13328 and No. BABAR-CONF-08/019, 2008.
 - [14] G. Viehhauser (CLEO-III), *Nucl. Instrum. Methods Phys. Res., Sect. A* **462**, 146 (2001).
 - [15] D. Peterson *et al.*, *Nucl. Instrum. Methods Phys. Res., Sect. A* **478**, 142 (2002).
 - [16] M. Artuso *et al.*, *Nucl. Instrum. Methods Phys. Res., Sect. A* **554**, 147 (2005).
 - [17] T. Coan, *Nucl. Instrum. Methods Phys. Res., Sect. A* **453**, 49 (2000).
 - [18] L. Gibbons, *Annu. Rev. Nucl. Part. Sci.* **48**, 121 (1998).
 - [19] R. Brun, GEANT 3.21, CERN Program Library W5013, 1993 (unpublished).
 - [20] J. Gaiser, Ph.D. thesis, Stanford University (SLAC Report No. SLAC-255, 1982).
 - [21] T. Skwarnicki, Ph.D. thesis, Cracow Institute of Nuclear Physics (DESY Report No. DESY-F31-86-02, 1986).
 - [22] C. Edwards *et al.* (Crystal Ball Collaboration), *Phys. Rev. Lett.* **48**, 903 (1982).