

Observation of the $\phi(1680)$ and the $Y(2175)$ in $e^+e^- \rightarrow \phi\pi^+\pi^-$

C. P. Shen,^{13,9} C. Z. Yuan,¹³ P. Wang,¹³ X. L. Wang,¹³ I. Adachi,¹⁰ H. Aihara,⁴⁶ K. Arinstein,^{1,35} V. Aulchenko,^{1,35} A. M. Bakich,⁴² E. Barberio,²⁵ K. Belous,¹⁵ M. Bischofberger,²⁷ A. Bondar,^{1,35} M. Bračko,^{24,17} T. E. Browder,⁹ P. Chang,³⁰ A. Chen,²⁸ B. G. Cheon,⁸ R. Chistov,¹⁶ I.-S. Cho,⁵⁰ S.-K. Choi,⁷ Y. Choi,⁴¹ J. Crnkovic,¹² J. Dalseno,¹⁰ M. Danilov,¹⁶ M. Dash,⁴⁹ W. Dungel,¹⁴ S. Eidelman,^{1,35} D. Epifanov,^{1,35} N. Gabyshev,^{1,35} A. Garmash,^{1,35} P. Goldenzweig,³ H. Ha,²⁰ K. Hayasaka,²⁶ H. Hayashii,²⁷ Y. Horii,⁴⁵ Y. Hoshi,⁴⁴ W.-S. Hou,³⁰ H. J. Hyun,²¹ T. Iijima,²⁶ K. Inami,²⁶ A. Ishikawa,³⁸ R. Itoh,¹⁰ M. Iwasaki,⁴⁶ Y. Iwasaki,¹⁰ J. H. Kang,⁵⁰ P. Kapusta,³¹ H. Kawai,² T. Kawasaki,³³ H. Kichimi,¹⁰ H. O. Kim,²¹ J. H. Kim,⁴¹ Y. I. Kim,²¹ Y. J. Kim,⁶ B. R. Ko,²⁰ S. Korpar,^{24,17} M. Kreps,¹⁹ P. Križan,^{23,17} P. Krokovny,¹⁰ W. Kuehn,⁵ R. Kumar,³⁷ A. Kuzmin,^{1,35} Y.-J. Kwon,⁵⁰ S.-H. Kyeong,⁵⁰ J. S. Lange,⁵ M. J. Lee,⁴⁰ S.-H. Lee,²⁰ T. Lesiak,^{31,4} J. Li,⁹ A. Limosani,²⁵ C. Liu,³⁹ D. Liventsev,¹⁶ R. Louvot,²² F. Mandl,¹⁴ A. Matyja,³¹ S. McOnie,⁴² K. Miyabayashi,²⁷ H. Miyata,³³ Y. Nagasaka,¹¹ E. Nakano,³⁶ M. Nakao,¹⁰ S. Nishida,¹⁰ K. Nishimura,⁹ O. Nitoh,⁴⁸ S. Ogawa,⁴³ T. Ohshima,²⁶ S. Okuno,¹⁸ S. L. Olsen,⁹ H. Ozaki,¹⁰ P. Pakhlov,¹⁶ G. Pakhlova,¹⁶ C. W. Park,⁴¹ H. Park,²¹ H. K. Park,²¹ L. E. Piiilonen,⁴⁹ A. Poluektov,^{1,35} H. Sahoo,⁹ K. Sakai,³³ Y. Sakai,¹⁰ O. Schneider,²² C. Schwanda,¹⁴ K. Senyo,²⁶ M. E. Sevier,²⁵ V. Shebalin,^{1,35} J.-G. Shiu,³⁰ B. Shwartz,^{1,35} J. B. Singh,³⁷ A. Sokolov,¹⁵ S. Stanič,³⁴ M. Starič,¹⁷ T. Sumiyoshi,⁴⁷ G. N. Taylor,²⁵ Y. Teramoto,³⁶ K. Trabelsi,¹⁰ S. Uehara,¹⁰ T. Uglov,¹⁶ Y. Unno,⁸ S. Uno,¹⁰ P. Urquijo,²⁵ Y. Usov,^{1,35} G. Varner,⁹ K. Vervink,²² A. Vinokurova,^{1,35} C. H. Wang,²⁹ M.-Z. Wang,³⁰ Y. Watanabe,¹⁸ R. Wedd,²⁵ E. Won,²⁰ B. D. Yabsley,⁴² Y. Yamashita,³² C. C. Zhang,¹³ Z. P. Zhang,³⁹ V. Zhilich,^{1,35} V. Zhulanov,^{1,35} T. Zivko,¹⁷ A. Zupanc,¹⁷ and O. Zyukova^{1,35}

(Belle Collaboration)

¹*Budker Institute of Nuclear Physics, Novosibirsk*²*Chiba University, Chiba*³*University of Cincinnati, Cincinnati, Ohio 45221*⁴*T. Kościuszko Cracow University of Technology, Krakow*⁵*Justus-Liebig-Universität Gießen, Gießen*⁶*The Graduate University for Advanced Studies, Hayama*⁷*Gyeongsang National University, Chinju*⁸*Hanyang University, Seoul*⁹*University of Hawaii, Honolulu, Hawaii 96822*¹⁰*High Energy Accelerator Research Organization (KEK), Tsukuba*¹¹*Hiroshima Institute of Technology, Hiroshima*¹²*University of Illinois at Urbana-Champaign, Urbana, Illinois 61801*¹³*Institute of High Energy Physics, Chinese Academy of Sciences, Beijing*¹⁴*Institute of High Energy Physics, Vienna*¹⁵*Institute of High Energy Physics, Protvino*¹⁶*Institute for Theoretical and Experimental Physics, Moscow*¹⁷*J. Stefan Institute, Ljubljana*¹⁸*Kanagawa University, Yokohama*¹⁹*Institut für Experimentelle Kernphysik, Universität Karlsruhe, Karlsruhe*²⁰*Korea University, Seoul*²¹*Kyungpook National University, Taegu*²²*École Polytechnique Fédérale de Lausanne (EPFL), Lausanne*²³*Faculty of Mathematics and Physics, University of Ljubljana, Ljubljana*²⁴*University of Maribor, Maribor*²⁵*University of Melbourne, School of Physics, Victoria 3010*²⁶*Nagoya University, Nagoya*²⁷*Nara Women's University, Nara*²⁸*National Central University, Chung-li*²⁹*National United University, Miao Li*³⁰*Department of Physics, National Taiwan University, Taipei*³¹*H. Niewodniczanski Institute of Nuclear Physics, Krakow*³²*Nippon Dental University, Niigata*³³*Niigata University, Niigata*³⁴*University of Nova Gorica, Nova Gorica*³⁵*Novosibirsk State University, Novosibirsk*

³⁶*Osaka City University, Osaka*³⁷*Panjab University, Chandigarh*³⁸*Saga University, Saga*³⁹*University of Science and Technology of China, Hefei*⁴⁰*Seoul National University, Seoul*⁴¹*Sungkyunkwan University, Suwon*⁴²*University of Sydney, Sydney, New South Wales*⁴³*Toho University, Funabashi*⁴⁴*Tohoku Gakuin University, Tagajo*⁴⁵*Tohoku University, Sendai*⁴⁶*Department of Physics, University of Tokyo, Tokyo*⁴⁷*Tokyo Metropolitan University, Tokyo*⁴⁸*Tokyo University of Agriculture and Technology, Tokyo*⁴⁹*IPNAS, Virginia Polytechnic Institute and State University, Blacksburg, Virginia 24061*⁵⁰*Yonsei University, Seoul*

(Received 24 May 2009; published 4 August 2009)

The cross sections for $e^+e^- \rightarrow \phi\pi^+\pi^-$ and $e^+e^- \rightarrow \phi f_0(980)$ are measured from threshold to $\sqrt{s} = 3.0$ GeV using initial-state radiation. The analysis is based on a data sample of 673 fb^{-1} collected on and below the $Y(4S)$ resonance with the Belle detector at the KEKB asymmetric-energy e^+e^- collider. First measurements are reported for the resonance parameters of the $\phi(1680)$ in the $\phi\pi^+\pi^-$ mode: $m = (1689 \pm 7 \pm 10) \text{ MeV}/c^2$ and $\Gamma = (211 \pm 14 \pm 19) \text{ MeV}/c^2$. A structure at $\sqrt{s} = 2.1 \text{ GeV}/c^2$, corresponding to the so called $Y(2175)$, is observed; its mass and width are determined to be $(2079 \pm 13_{-28}^{+79}) \text{ MeV}/c^2$ and $(192 \pm 23_{-61}^{+25}) \text{ MeV}/c^2$, respectively.

DOI: 10.1103/PhysRevD.80.031101

PACS numbers: 13.66.Bc, 13.25.-k, 14.40.Cs

Although vector mesons are produced copiously in e^+e^- annihilation, the resonance parameters of excited vector states are not well measured [1]. In the $s\bar{s}$ sector, the $\phi(1680)$ was first observed by the DM1 Collaboration in the reaction $e^+e^- \rightarrow K\bar{K}\pi$ [2] and was recently studied in the initial-state radiation (ISR) events of the $e^+e^- \rightarrow \phi\eta$ and $K^*(892)\bar{K} + \text{c.c.}$ modes by the BaBar Collaboration, which measured its mass and width to be $1723 \pm 20 \text{ MeV}/c^2$ and $371 \pm 75 \text{ MeV}/c^2$, respectively [3]. In a study of ISR events of the type, $e^+e^- \rightarrow \gamma_{\text{ISR}}\phi\pi^+\pi^-$, the BABAR Collaboration observed two clear structures near $\sqrt{s} = 1.68 \text{ GeV}/c^2$ and $2.175 \text{ GeV}/c^2$, the latter was produced dominantly via a $\phi f_0(980)$ intermediate state, and was dubbed the $Y(2175)$ [4]. The BES Collaboration confirmed the $Y(2175)$ in the $\phi f_0(980)$ invariant mass spectrum of $J/\psi \rightarrow \eta\phi f_0(980)$ ($\eta \rightarrow \gamma\gamma$, $\phi \rightarrow K^+K^-$ and $f_0(980) \rightarrow \pi^+\pi^-$) decays with a statistical significance of about 5σ [5]. The Particle Data Group (PDG) assigns all these observations to a new state referred to as the $\phi(2170)$ [1].

Since the $Y(2175)$ resonance is produced via ISR in e^+e^- collisions, its $J^{PC} = 1^{--}$. This observation stimulated the theoretical speculation that $Y(2175)$ may be an s -quark counterpart of the $Y(4260)$ [6,7] since both are produced in e^+e^- annihilation and exhibit similar decay patterns. On the other hand, a number of different interpretations have been proposed for the $Y(2175)$ with predicted masses that are consistent, within errors, with the experimental measurements. These include: an $s\bar{s}g$ hybrid [8]; a $2^3D_1 s\bar{s}$ state [9] with a width predicted to be in the

range $120\text{--}210 \text{ MeV}/c^2$; a tetraquark state [10,11]; a $\Lambda\bar{\Lambda}$ bound state [12]; or an ordinary $\phi f_0(980)$ resonance produced by interactions between the final state particles [13]. The possibility that the $Y(2175)$ is a $3^3S_1 s\bar{s}$ state is disfavored by the rather large predicted width ($\Gamma \sim 380 \text{ MeV}/c^2$) [14], which disagrees with the experimental upper limit of $100 \text{ MeV}/c^2$ [4]. A recent review [15] discusses the basic problem of the large expected decay widths into two mesons, which contrasts with experimental observations.

In the analysis reported here, we use a data sample with an integrated luminosity of 673 fb^{-1} collected with the Belle detector [16] operating at the KEKB asymmetric-energy e^+e^- (3.5 on 8 GeV) collider [17] to investigate the $\phi\pi^+\pi^-$ final state via ISR. About 90% of data were collected at the $Y(4S)$ resonance ($\sqrt{s} = 10.58 \text{ GeV}$), and the rest were taken at a center-of-mass (C.M.) energy that is 60 MeV below the $Y(4S)$ peak.

For Monte Carlo (MC) simulation of the ISR process, we generate signal events with the PHOKHARA program [18]. In this program, after one or two photons are emitted, the lower energy e^+e^- pair forms a resonance X that subsequently decays to $\phi\pi^+\pi^-$ or $\phi f_0(980)$ with the ϕ decaying into K^+K^- and the $f_0(980)$ decaying into $\pi^+\pi^-$. In the $X \rightarrow \phi\pi^+\pi^-$ generation, we assume that the $\pi\pi$ system is pure S -wave and that it and the ϕ are also in a relative S -wave. The $\pi^+\pi^-$ invariant mass distributions are generated according to phase space.

To select the $\phi\pi^+\pi^-$ final states, we use the following event selection criteria. We require four good charged

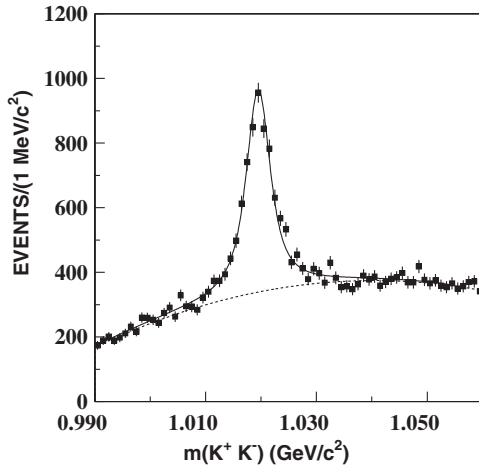


FIG. 1. The K^+K^- invariant mass distribution for selected $e^+e^- \rightarrow K^+K^-\pi^+\pi^-$ candidates with $K^+K^-\pi^+\pi^-$ invariant mass less than $3.0 \text{ GeV}/c^2$. The curves show the fit projections for the full fit and for the background component.

tracks with net charge equal to zero. Good tracks should have impact parameters perpendicular to and along the beam direction with respect to the interaction point of less than 0.3 and 2 cm, respectively, and transverse momentum is restricted to be higher than $0.1 \text{ GeV}/c$. For each charged track, the particle identification information from different detector subsystems is combined to form a likelihood for each particle species (i), L_i [19]. Tracks with $\mathcal{R}_K = \frac{L_K}{L_K + L_\pi} < 0.9$ are identified as pions, tracks with $\mathcal{R}_K > 0.6$ are identified as kaons. We require that two tracks be identified as pions, and assign kaon masses to the other two tracks, of which only one is required to be identified as a kaon. The sum of the charged track energies and that of reconstructed photons (neutral clusters in the electromagnetic calorimeter with energies greater than 100 MeV and not associated with charged tracks in the central drift chamber) must be greater than 9 GeV; this ensures that an ISR photon is detected. The efficiency of this requirement is nearly 100% for $\phi\pi^+\pi^-$ invariant masses below $3.0 \text{ GeV}/c^2$. We require $-1.0 (\text{GeV}/c^2)^2 < M_{\text{rec}}^2 < 2.0 (\text{GeV}/c^2)^2$ to remove multiphoton back-

grounds, where M_{rec}^2 is the square of the mass that is recoiling against the four charged tracks. The MC simulation indicates that the application of these requirements reduces the contamination from the background ISR process $e^+e^- \rightarrow \phi\pi^+\pi^-\pi^0(\gamma)$ [20] to the 1% level; the effect of the residual background is included as a systematic error.

In events with $K^+K^-\pi^+\pi^-$ mass below $3.0 \text{ GeV}/c^2$, a ϕ meson signal is evident in the K^+K^- invariant mass distribution, as shown in Fig. 1. This distribution is fitted with a Breit-Wigner (BW) (the ϕ meson mass and width fixed to PDG values) convolved with a Gaussian resolution function as the ϕ signal and a second-order polynomial as the background shape; here the width of the Gaussian resolution function is fixed at $\sigma = 0.95 \text{ MeV}/c^2$, its MC-determined value. The fit yields $4832 \pm 132 \phi\pi^+\pi^-$ events.

We obtain the number of $\phi\pi^+\pi^-$ events in each $K^+K^-\pi^+\pi^-$ invariant mass bin by fitting the K^+K^- invariant mass distribution for each interval, using the same fit model as in the fit for the overall sample. In order to reliably control the background shape, we restrict the coefficients of the background polynomials in nearby bins to vary smoothly along parabolas. The parameters of these parabolas are determined from fits to the coefficients obtained from fits to the K^+K^- invariant mass distribution in each $K^+K^-\pi^+\pi^-$ invariant mass bin. The resulting $\phi\pi^+\pi^-$ invariant mass distribution is shown in Fig. 2(a). Combinatorial background has a smooth distribution in the K^+K^- invariant mass distribution and does not affect the results since we fit the K^+K^- distribution to obtain the number of $\phi\pi^+\pi^-$ events in each $K^+K^-\pi^+\pi^-$ mass bin. In Fig. 2(a) there are two distinct peaks: one near $1.7 \text{ GeV}/c^2$ and another near $2.1 \text{ GeV}/c^2$, corresponding to the $\phi(1680)$ and $Y(2175)$ states. In addition, there is a cluster of events near $2.4 \text{ GeV}/c^2$.

The $e^+e^- \rightarrow \phi\pi^+\pi^-$ cross section for each $\phi\pi^+\pi^-$ mass bin is computed using

$$\sigma_i = \frac{n_i^{\text{fit}}}{\varepsilon_i \mathcal{L}_i \mathcal{B}(\phi \rightarrow K^+K^-)},$$

where n_i^{fit} , ε_i , and \mathcal{L}_i are the number of $\phi\pi^+\pi^-$ events

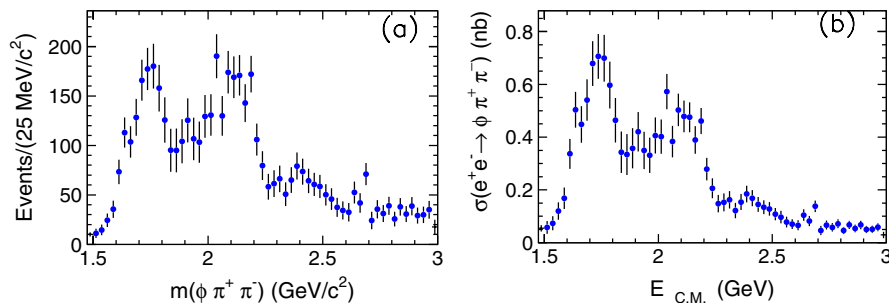


FIG. 2 (color online). The $\phi\pi^+\pi^-$ invariant mass distribution obtained from fitting to $m(K^+K^-)$ in each $m(K^+K^-\pi^+\pi^-)$ bin (a) as described in the text, and the measured $e^+e^- \rightarrow \phi\pi^+\pi^-$ cross section (b). The errors are statistical only.

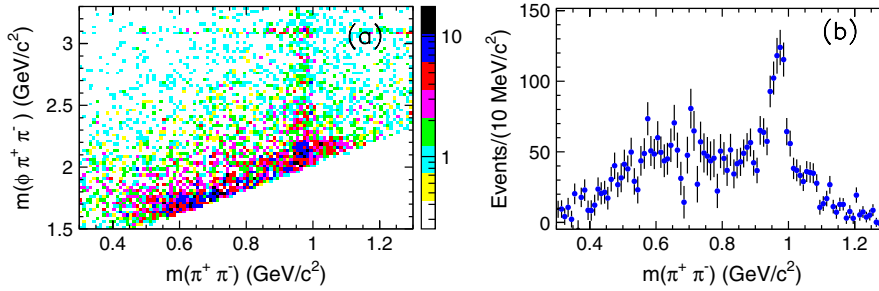


FIG. 3 (color online). Scatter plot of $m(\phi\pi^+\pi^-)$ versus $m(\pi^+\pi^-)$, where non- ϕ background is subtracted according to the normalized ϕ mass sidebands (a), and the projection on $\pi^+\pi^-$ mass, a clear $f_0(980)$ signal is visible (b).

fitted in data, the efficiency, and the effective luminosity [21] in the i -th $\phi\pi^+\pi^-$ mass bin, respectively; $\mathcal{B}(\phi \rightarrow K^+K^-) = 49.2\%$ [1]. According to the MC simulation, the efficiency increases smoothly from 1.72% to 2.67% for $\phi\pi^+\pi^-$ masses ranging from threshold to $3.0 \text{ GeV}/c^2$. The resulting cross sections are shown in Fig. 2(b) [22].

We now consider the quasi-two-body intermediate state $\phi f_0(980)$. Figure 3(a) shows a scatter plot of $m(\phi\pi^+\pi^-)$ versus $m(\pi^+\pi^-)$ for events in the ϕ signal region ($1.013 \text{ GeV}/c^2 < m_{K^+K^-} < 1.025 \text{ GeV}/c^2$). Non- ϕ background is subtracted according to the normalized ϕ mass sidebands ($m_{K^+K^-} \in [0.989, 1.013] \text{ GeV}/c^2$ or $m_{K^+K^-} \in [1.025, 1.049] \text{ GeV}/c^2$). It can be seen that within the $f_0(980)$ mass band there are clusters of events correspond to $Y(2175) \rightarrow \phi f_0(980)$ and $J/\psi \rightarrow \phi f_0(980)$. Figure 3(b) shows the projected $m(\pi^+\pi^-)$ distribution, where a clear $f_0(980)$ signal is evident. For each $25 \text{ MeV}/c^2$ bin of $m(K^+K^-\pi^+\pi^-)$, we select events with $m(\pi^+\pi^-) \in [0.85, 1.10] \text{ GeV}/c^2$ [23], and fit their $m(K^+K^-)$ distribution to extract the number of $\phi f_0(980)$ events in a way similar to that used to extract the number of $\phi\pi^+\pi^-$ events described above. The resulting $\phi f_0(980)$ invariant mass distribution is shown in Fig. 4(a). A very clear $Y(2175)$ signal is observed with an accumulation of events around $2.4 \text{ GeV}/c^2$. The $e^+e^- \rightarrow \phi f_0(980)$ cross section for each $\phi f_0(980)$ mass bin is computed in the same way as that for the $\phi\pi^+\pi^-$ mode using $\mathcal{B}(f_0(980) \rightarrow \pi^+\pi^-) = \frac{2}{3}$. The efficiency is nearly independent of $\phi f_0(980)$ mass, 2.3% from threshold to $3.0 \text{ GeV}/c^2$. The resulting cross sections are shown in Fig. 4(b).

The sources of the systematic errors for the cross section measurements are summarized in Table I. The uncertainty is 1.0% for pion identification, and is negligible for kaons since the identification of only one of the kaons is required; the uncertainty in the tracking efficiency is 1% per track, and is additive; the efficiency uncertainty associated with the M_{rec}^2 requirement is determined to be 1.0% [7]; the uncertainties in the yields of $\phi\pi^+\pi^-$ and $\phi f_0(980)$ events for each mass bin due to the ϕ signal fit are estimated to be 5.0% and 4.0% as determined by: changing the ϕ mass resolution, the orders of the background polynomial, and the fitting range. The error due to the uncertainty of the background parameters changes with $m_{\phi\pi^+\pi^-}$ (GeV/c^2) because of signal-to-noise ratio variations between threshold and $3 \text{ GeV}/c^2$. The error is approximated as $(5.92 - 5.44m_{\phi\pi^+\pi^-} + 1.28m_{\phi\pi^+\pi^-}^2)/(0.02 + (m_{\phi\pi^+\pi^-} - 1.9)^2)\%$, $m_{\phi\pi^+\pi^-}$ in GeV/c^2 , which is about 4% in the $\phi(1680)$ and the $Y(2175)$ mass regions, and increases continuously to about 10% in between and decreases to about 1% above $2.3 \text{ GeV}/c^2$. This is common to the $\phi\pi^+\pi^-$ and $\phi f_0(980)$ modes. The $\phi\pi^+\pi^-\pi^0(\gamma)$ background further contributes a 1% uncertainty to the $\phi\pi^+\pi^-$, and a negligible fraction to the $\phi f_0(980)$ mode. Belle measures luminosity with a precision of 1.4% using wide angle Bhabha events. The uncertainty of the ISR photon radiator is 0.1% [21]. The main uncertainty in the PHOKHARA [18] generator is due to the modelling of the $\pi^+\pi^-$ mass spectrum. This is tested by generating events with different $\pi^+\pi^-$ mass distributions. We take 5% and 3% as conservative uncer-

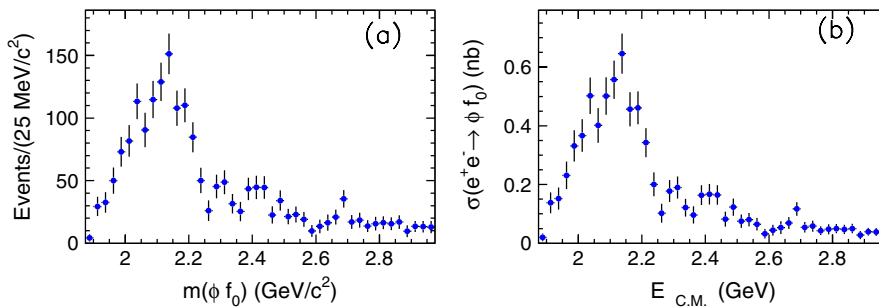


FIG. 4 (color online). The $\phi f_0(980)$ invariant mass distribution (a) obtained from fitting to $m(K^+K^-)$ in each $m(K^+K^-f_0(980))$ bin as described in the text, and (b) the measured $e^+e^- \rightarrow \phi f_0(980)$ cross sections. The errors are statistical only.

OBSERVATION OF THE $\phi(1680)$ AND THE ...

TABLE I. Systematic errors (%) in the $\phi\pi^+\pi^-$ and $\phi f_0(980)$ cross sections measurements. The systematic error from the uncertainty of background parameters [(5.92 - 5.44 $m_{\phi\pi^+\pi^-}$ + 1.28 $m_{\phi\pi^+\pi^-}^2$)/(0.02 + ($m_{\phi\pi^+\pi^-}$ - 1.9)²)%], $m_{\phi\pi^+\pi^-}$ in GeV/ c^2] is not included.

Source	$\phi\pi^+\pi^-$	$\phi f_0(980)$
Particle ID	1.0	1.0
Tracking	4.0	4.0
M_{rec}^2 selection	1.0	1.0
ϕ signal fit	5.0	4.0
$\phi\pi^+\pi^-\pi^0(\gamma)$ background	1.0	0.0
Integrated luminosity	1.4	1.4
Generator	5.0	3.0
Trigger efficiency	1.0	1.0
Branching fractions	1.2	1.2
MC statistics	0.8	0.8
Sum in quadrature	8.6	6.9

tainties related to the MC generators for the $\phi\pi^+\pi^-$ and $\phi f_0(980)$ modes, respectively. According to the MC simulation, the trigger efficiency for these events is around (97 ± 1)% with little dependence on the $\phi\pi^+\pi^-$ invariant mass. The uncertainty of $\mathcal{B}(\phi \rightarrow K^+K^-)$ is 1.2% [1]. Finally the error due to MC statistics is 0.8%. We assume

PHYSICAL REVIEW D **80**, 031101(R) (2009)

all the sources are independent and add them (excluding that from background parameters) in quadrature, resulting in the total systematic errors on the cross sections of 8.6% and 6.9% for $\phi\pi^+\pi^-$ and $\phi f_0(980)$ modes, respectively.

There are strong J/ψ signals in both $\phi\pi^+\pi^-$ and $\phi f_0(980)$ samples (see Fig. 5). $254 \pm 23 J/\psi \rightarrow \phi\pi^+\pi^-$ and $60 \pm 11 J/\psi \rightarrow \phi f_0(980)$ events are obtained from fitting the J/ψ signals and subtracting the peaking backgrounds by fitting the normalized ϕ sidebands events. We determine $\mathcal{B}(J/\psi \rightarrow \phi\pi^+\pi^-) \times \Gamma_{e^+e^-} = (4.50 \pm 0.41 \pm 0.26)$ eV/ c^2 and $\mathcal{B}(J/\psi \rightarrow \phi f_0(980)) \times \Gamma_{e^+e^-} = (2.22 \pm 0.41 \pm 0.13)$ eV/ c^2 , where the first errors are statistical, and the second systematic. The sources of the systematic errors are almost the same as those listed in Table I, except that the uncertainty of the ϕ signal fit is replaced by that of the J/ψ signal fit. Our results are consistent with the PDG values [1] and *BABAR*'s measurements [4], but are more precise.

In order to obtain the resonance parameters of the $\phi(1680)$ and $Y(2175)$, a least squares fit is applied to the $\phi\pi^+\pi^-$ cross section distribution. Since the $\phi(1680)$ decays into $\phi\pi^+\pi^-$ while the $Y(2175)$ decays dominantly into $\phi f_0(980)$, we use two incoherent BW functions in the fit, one for the $\phi(1680)$ and the other for the $Y(2175)$. The fit result is shown in Fig. 6(a), with a goodness-of-the-fit $\chi^2/ndf = 68/55$, corresponding to a C.L. of 12%. The

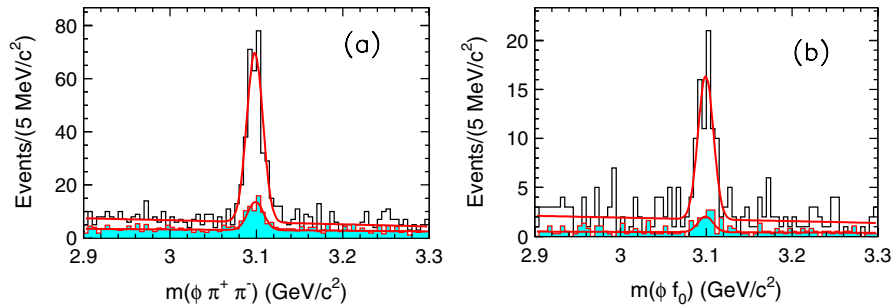


FIG. 5 (color online). The $J/\psi \rightarrow \phi\pi^+\pi^-$ (a) and $J/\psi \rightarrow \phi f_0(980)$ (b) signals in the ϕ signals regions (open histograms) and in the ϕ sidebands (shaded histograms, normalized). The curves are the best fits to the signal and sidebands distributions, respectively.

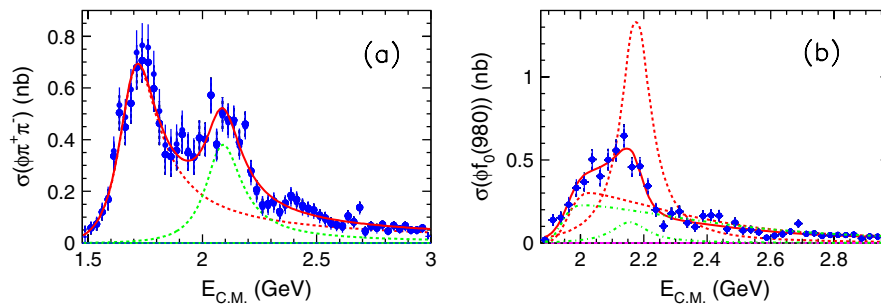


FIG. 6 (color online). Fit to (a) $e^+e^- \rightarrow \phi\pi^+\pi^-$ cross section with two incoherent BW functions, one for the $\phi(1680)$ and the other for the $Y(2175)$ and (b) $e^+e^- \rightarrow \phi f_0(980)$ cross section with a single BW function that interferes with a nonresonant component. The curves show the projections from the best fit and the contribution from each component. In (b), the dashed curves are for the destructive interference solution and the dot-dashed curves for the constructive interference solution.

statistical significance of each resonance is greater than 10σ . From the fit we obtain the following resonance parameters of the $\phi(1680)$: $m = (1689 \pm 7) \text{ MeV}/c^2$, $\Gamma = (211 \pm 14) \text{ MeV}/c^2$ and $\mathcal{B}(\phi\pi^+\pi^-) \times \mathcal{B}_{e^+e^-} = (1.24 \pm 0.09) \times 10^{-7}$, while those of the $Y(2175)$ are $m = (2079 \pm 13) \text{ MeV}/c^2$, $\Gamma = (192 \pm 23) \text{ MeV}/c^2$ and $\mathcal{B}(\phi\pi^+\pi^-) \times \mathcal{B}_{e^+e^-} = (1.10 \pm 0.10) \times 10^{-7}$, where the errors are statistical only. We also perform a fit with an additional incoherent BW function centered near $2.4 \text{ GeV}/c^2$. The fitted parameters of this structure are $m = (2406 \pm 32) \text{ MeV}/c^2$ and $\Gamma = (57 \pm 58) \text{ MeV}/c^2$ with a goodness-of-the-fit of $\chi^2/ndf = 62/52$, corresponding to a C.L. of 15%, where the errors are statistical only. The statistical significance of the structure at $2.4 \text{ GeV}/c^2$ is 1.5σ as determined from the change in the χ^2 value. A fit with an additional nonresonant component does not improve the fit quality, and the contribution of the nonresonant term is negligibly small and can be neglected.

We fit the $\phi f_0(980)$ cross section distribution with a single BW function that interferes with a nonresonant component which is partly from non- $\phi f_0(980)$ contribution, and partly from the possible $\phi(1680) \rightarrow \phi f_0(980)$ at the high mass tail of the $\phi(1680)$, as in *BABAR*'s analysis [4]. There are two solutions with very similar resonance parameters. The interference is constructive for one solution and destructive for the other. Figure 6(b) shows the result. The fit yields $m = (2163 \pm 32) \text{ MeV}/c^2$ and $\Gamma = (125 \pm 40) \text{ MeV}/c^2$, with a goodness-of-the-fit of $\chi^2/ndf = 49/36$, corresponding to a C.L. of 8.0%. Here we quote simple averages of the two solutions, and enlarge the errors to cover the full uncertainties. We also perform a fit with an additional coherent BW function near $2.4 \text{ GeV}/c^2$. The fitted mass and width of the $Y(2175)$ are consistent with the results listed above, and the statistical significance of the structure at $2.4 \text{ GeV}/c^2$ is estimated to be 2.3σ .

Since the differences in the $Y(2175)$ resonance parameters from fits to $\phi\pi^+\pi^-$ and $\phi f_0(980)$ are due to the assumptions on the background shape and the existence of additional resonances, and $\phi f_0(980)$ events are a subsample of $\phi\pi^+\pi^-$ events, we take the values of the $Y(2175)$ resonance parameters from the fit to the $\phi\pi^+\pi^-$ cross section with two incoherent resonances as the central values and the differences are taken as one source of systematic errors, which is the dominant one for the $Y(2175)$ resonance parameters. For the $\phi(1680)$ and $Y(2175)$ resonance parameters, we have also considered the uncertainties in the absolute mass scale, the mass resolution, the parametrization of the resonances and background shape, fit range and possible existence of additional resonances as systematic errors. Finally, we obtain $m(\phi(1680)) = (1689 \pm 7 \pm 10) \text{ MeV}/c^2$, $\Gamma(\phi(1680)) = (211 \pm 14 \pm 19) \text{ MeV}/c^2$, and $\mathcal{B}(\phi(1680)) \rightarrow$

$\phi\pi^+\pi^-) \times \mathcal{B}_{e^+e^-} = (1.24 \pm 0.09 \pm 0.14) \times 10^{-7}$, and $m(Y(2175)) = (2079 \pm 13_{-28}^{+79}) \text{ MeV}/c^2$, $\Gamma(Y(2175)) = (192 \pm 23_{-61}^{+25}) \text{ MeV}/c^2$, and $\mathcal{B}(Y(2175) \rightarrow \phi\pi^+\pi^-) \times \mathcal{B}_{e^+e^-} = (1.10 \pm 0.10 \pm 0.12) \times 10^{-7}$ [24], where the first errors are statistical, the second systematic.

In summary, we present the most precise measurements of the cross sections for $e^+e^- \rightarrow \phi\pi^+\pi^-$ and $e^+e^- \rightarrow \phi f_0(980)$ from threshold to $\sqrt{s} = 3.0 \text{ GeV}$. The masses and widths of the $\phi(1680)$ and $Y(2175)$ are determined and are in agreement with the previous measurements [1–5]. The width of the $Y(2175)$ tends to be larger than in previous measurements [4,5] although the error is large. We find that the widths of the $\phi(1680)$ and $Y(2175)$ are quite similar and both are at the $200 \text{ MeV}/c^2$ level. This may suggest that the $Y(2175)$ is an excited $1^{--}s\bar{s}$ state. Since the $f_0(980)$ is thought to have a large $s\bar{s}$ component, $Y(2175) \rightarrow \phi f_0(980)$ can be viewed as an open-flavor decay as opposed to the case of $Y(4260) \rightarrow J/\psi\pi^+\pi^-$, which is a hadronic transition. The study of the $Y(2175)$ in other decay modes would be useful for distinguishing between different possibilities. The branching fractions of J/ψ decays into $\phi\pi^+\pi^-$ and $\phi f_0(980)$ are measured with improved precision; the results are in good agreement with the existing results.

We thank E. Solodov for useful communications. We thank the KEKB group for the excellent operation of the accelerator, the KEK cryogenics group for the efficient operation of the solenoid, and the KEK computer group and the National Institute of Informatics for valuable computing and SINET3 network support. We acknowledge support from the Ministry of Education, Culture, Sports, Science, and Technology (MEXT) of Japan, the Japan Society for the Promotion of Science (JSPS), and the Tau-Lepton Physics Research Center of Nagoya University; the Australian Research Council and the Australian Department of Industry, Innovation, Science and Research; the National Natural Science Foundation of China under contract No. 10575109, 10775142, 10875115 and 10825524; the Department of Science and Technology of India; the BK21 program of the Ministry of Education of Korea, the CHEP src program and Basic Research program (Grant No. R01-2008-000-10477-0) of the Korea Science and Engineering Foundation; the Polish Ministry of Science and Higher Education; the Ministry of Education and Science of the Russian Federation and the Russian Federal Agency for Atomic Energy; the Slovenian Research Agency; the Swiss National Science Foundation; the National Science Council and the Ministry of Education of Taiwan; and the U.S. Department of Energy. This work is supported by a Grant-in-Aid from MEXT for Science Research in a Priority Area (“New Development of Flavor Physics”), and from JSPS for Creative Scientific Research (“Evolution of Tau-lepton Physics”).

- [1] C. Amsler *et al.* (Particle Data Group), Phys. Lett. B **667**, 1 (2008).
- [2] F. Mane *et al.*, Phys. Lett. B **112**, 178 (1982).
- [3] B. Aubert *et al.* (BABAR Collaboration), Phys. Rev. D **77**, 092002 (2008).
- [4] B. Aubert *et al.* (BABAR Collaboration), Phys. Rev. D **74**, 091103(R) (2006); **76**, 012008 (2007).
- [5] M. Ablikim *et al.* (BES Collaboration), Phys. Rev. Lett. **100**, 102003 (2008).
- [6] B. Aubert *et al.* (BABAR Collaboration), Phys. Rev. Lett. **95**, 142001 (2005).
- [7] C.Z. Yuan *et al.* (Belle Collaboration), Phys. Rev. Lett. **99**, 182004 (2007).
- [8] Gui-Jun Ding and Mu-lin Yan, Phys. Lett. B **650**, 390 (2007).
- [9] Gui-Jun Ding and Mu-lin Yan, Phys. Lett. B **657**, 49 (2007).
- [10] Zhi-Gang Wang, Nucl. Phys. A **791**, 106 (2007).
- [11] Hua-Xing Chen, Xiang Liu, Atsushi Hosaka, and Shi-Lin Zhu, Phys. Rev. D **78**, 034012 (2008).
- [12] E. Klempt and A. Zaitsev, Phys. Rep. **454**, 1 (2007).
- [13] A. Martinez Torres, K. P. Khemchandani, L. S. Geng, M. Napsuciale, and E. Oset, Phys. Rev. D **78**, 074031 (2008).
- [14] T. Barnes, N. Black, and P.R. Page, Phys. Rev. D **68**, 054014 (2003).
- [15] Shi-Lin Zhu, Int. J. Mod. Phys. E **17**, 283 (2008).
- [16] A. Abashian *et al.* (Belle Collaboration), Nucl. Instrum. Methods Phys. Res., Sect. A **479**, 117 (2002).
- [17] S. Kurokawa and E. Kikutani, Nucl. Instrum. Methods Phys. Res., Sect. A **499**, 1 (2003), and other papers included in this volume.
- [18] G. Rodrigo *et al.*, Eur. Phys. J. C **24**, 71 (2002).
- [19] E. Nakano, Nucl. Instrum. Methods Phys. Res., Sect. A **494**, 402 (2002).
- [20] B. Aubert *et al.* (BABAR Collaboration), Phys. Rev. D **76**, 092005 (2007); **77**, 119902(E) (2008).
- [21] E. A. Kuraev and V. S. Fadin, Yad. Fiz. **41**, 733 (1985) [Sov. J. Nucl. Phys. **41**, 466 (1985)].
- [22] The cross section values obtained in this paper have been submitted to the Durham HEP database website: <http://durpdg.dur.ac.uk>.
- [23] This neglects the interference between $\phi f_0(980)$ and other $\phi\pi^+\pi^-$ intermediate states, and allows a fraction of non- $\phi f_0(980)$ events counted as $\phi f_0(980)$ signal. The fraction is at about the 10% level according to the fit to the $\pi^+\pi^-$ invariant mass distribution, which is consistent with BABAR's estimate [4].
- [24] We also fit with two coherent BW functions. There are two solutions with equally good fit quality (the goodness-of-fit is $\chi^2/ndf = 64/54$). The masses and widths of the resonances are the same for both solutions. The partial widths to e^+e^- and the relative phases between them are different. The resonance parameters of the $\phi(1680)$ are $m = (1682 \pm 8 \pm 10) \text{ MeV}/c^2$, $\Gamma = (226 \pm 19 \pm 19) \text{ MeV}/c^2$, and $\mathcal{B}(\phi\pi^+\pi^-) \times \mathcal{B}_{e^+e^-} = (1.02 \pm 0.08 \pm 0.12) \times 10^{-7}$ for the constructive solution, $\mathcal{B}(\phi\pi^+\pi^-) \times \mathcal{B}_{e^+e^-} = (1.64 \pm 0.08 \pm 0.18) \times 10^{-7}$ for the destructive solution, and those of the $Y(2175)$ are $m = (2097 \pm 17_{-45}^{+72}) \text{ MeV}/c^2$, $\Gamma = (212 \pm 31_{-79}^{+22}) \text{ MeV}/c^2$, and $\mathcal{B}(\phi\pi^+\pi^-) \times \mathcal{B}_{e^+e^-} = (0.36 \pm 0.07 \pm 0.03) \times 10^{-7}$ for the constructive solution, $\mathcal{B}(\phi\pi^+\pi^-) \times \mathcal{B}_{e^+e^-} = (3.82 \pm 0.39 \pm 0.38) \times 10^{-7}$ for the destructive solution, where the first errors are statistical and the second systematic.