

Inclusive $\chi_{bJ}(nP)$ decays to D^0X

R. A. Briere,¹ T. Ferguson,¹ G. Tatishvili,¹ H. Vogel,¹ M. E. Watkins,¹ J. L. Rosner,² J. P. Alexander,³ D. G. Cassel,³ J. E. Duboscq,³ R. Ehrlich,³ L. Fields,³ R. S. Galik,³ L. Gibbons,³ R. Gray,³ S. W. Gray,³ D. L. Hartill,³ B. K. Heltsley,³ D. Hertz,³ J. Kandaswamy,³ D. L. Kreinick,³ V. E. Kuznetsov,³ H. Mahlke-Krüger,³ D. Mohapatra,³ P. U. E. Onyisi,³ J. R. Patterson,³ D. Peterson,³ D. Riley,³ A. Ryd,³ A. J. Sadoff,³ X. Shi,³ S. Stroeiney,³ W. M. Sun,³ T. Wilksen,³ S. B. Athar,⁴ R. Patel,⁴ J. Yelton,⁴ P. Rubin,⁵ B. I. Eisenstein,⁶ I. Karliner,⁶ S. Mehrabyan,⁶ N. Lowrey,⁶ M. Selen,⁶ E. J. White,⁶ J. Wiss,⁶ R. E. Mitchell,⁷ M. R. Shepherd,⁷ D. Besson,⁸ T. K. Pedlar,⁹ D. Cronin-Hennessy,¹⁰ K. Y. Gao,¹⁰ J. Hietala,¹⁰ Y. Kubota,¹⁰ T. Klein,¹⁰ B. W. Lang,¹⁰ R. Poling,¹⁰ A. W. Scott,¹⁰ P. Zweber,¹⁰ S. Dobbs,¹¹ Z. Metreveli,¹¹ K. K. Seth,¹¹ A. Tomaradze,¹¹ J. Libby,¹² A. Powell,¹² G. Wilkinson,¹² K. M. Ecklund,¹³ W. Love,¹⁴ V. Savinov,¹⁴ A. Lopez,¹⁵ H. Mendez,¹⁵ J. Ramirez,¹⁵ J. Y. Ge,¹⁶ D. H. Miller,¹⁶ I. P. J. Shipsey,¹⁶ B. Xin,¹⁶ G. S. Adams,¹⁷ M. Anderson,¹⁷ J. P. Cummings,¹⁷ I. Danko,¹⁷ D. Hu,¹⁷ B. Moziak,¹⁷ J. Napolitano,¹⁷ Q. He,¹⁸ J. Insler,¹⁸ H. Muramatsu,¹⁸ C. S. Park,¹⁸ E. H. Thorndike,¹⁸ F. Yang,¹⁸ M. Artuso,¹⁹ S. Blusk,¹⁹ S. Khalil,¹⁹ J. Li,¹⁹ R. Mountain,¹⁹ S. Nisar,¹⁹ K. Randrianarivony,¹⁹ N. Sultana,¹⁹ T. Skwarnicki,¹⁹ S. Stone,¹⁹ J. C. Wang,¹⁹ L. M. Zhang,¹⁹ G. Bonvicini,²⁰ D. Cinabro,²⁰ M. Dubrovin,²⁰ A. Lincoln,²⁰ P. Naik,²¹ J. Rademacker,²¹ D. M. Asner,²² K. W. Edwards,²² and J. Reed²²

(CLEO Collaboration)

¹*Carnegie Mellon University, Pittsburgh, Pennsylvania 15213, USA*²*Enrico Fermi Institute, University of Chicago, Chicago, Illinois 60637, USA*³*Cornell University, Ithaca, New York 14853, USA*⁴*University of Florida, Gainesville, Florida 32611, USA*⁵*George Mason University, Fairfax, Virginia 22030, USA*⁶*University of Illinois, Urbana-Champaign, Illinois 61801, USA*⁷*Indiana University, Bloomington, Indiana 47405, USA*⁸*University of Kansas, Lawrence, Kansas 66045, USA*⁹*Luther College, Decorah, Iowa 52101, USA*¹⁰*University of Minnesota, Minneapolis, Minnesota 55455, USA*¹¹*Northwestern University, Evanston, Illinois 60208, USA*¹²*University of Oxford, Oxford OX1 3RH, United Kingdom*¹³*State University of New York at Buffalo, Buffalo, New York 14260, USA*¹⁴*University of Pittsburgh, Pittsburgh, Pennsylvania 15260, USA*¹⁵*University of Puerto Rico, Mayaguez, Puerto Rico 00681*¹⁶*Purdue University, West Lafayette, Indiana 47907, USA*¹⁷*Rensselaer Polytechnic Institute, Troy, New York 12180, USA*¹⁸*University of Rochester, Rochester, New York 14627, USA*¹⁹*Syracuse University, Syracuse, New York 13244, USA*²⁰*Wayne State University, Detroit, Michigan 48202, USA*²¹*University of Bristol, Bristol BS8 1TL, United Kingdom*²²*Carleton University, Ottawa, Ontario, Canada K1S 5B6*

(Received 23 July 2008; published 14 November 2008)

Using $Y(2S)$ and $Y(3S)$ data collected with the CLEO III detector we have searched for decays of χ_{bJ} to final states with open charm. We fully reconstruct D^0 mesons with $p_{D^0} > 2.5$ GeV/c in three decay modes ($K^- \pi^+$, $K^- \pi^+ \pi^0$, and $K^- \pi^- \pi^+ \pi^+$) in coincidence with radiative transition photons that tag the production of one of the $\chi_{bJ}(nP)$ states. Significant signals are obtained for the two $J = 1$ states. Recent nonrelativistic QCD (NRQCD) calculations of $\chi_{bJ}(nP) \rightarrow c\bar{c}X$ depend on one nonperturbative parameter per χ_{bJ} triplet. The extrapolation from the observed D^0X rate over a limited momentum range to a full $c\bar{c}X$ rate also depends on these same parameters. Using our data to fit for these parameters, we extract results which agree well with NRQCD predictions, confirming the expectation that charm production is largest for the $J = 1$ states. In particular, for $J = 1$, our results are consistent with $c\bar{c}g$ accounting for about one-quarter of all hadronic decays.

DOI: [10.1103/PhysRevD.78.092007](https://doi.org/10.1103/PhysRevD.78.092007)

PACS numbers: 13.25.Gv, 13.87.Fh, 14.65.Dw

I. INTRODUCTION

The six known $\chi_{bJ}(nP)$ P -wave bound states of a bottom quark (b) and its antiparticle \bar{b} are labeled by their total angular momentum $J = 0, 1, 2$ and radial quantum number $n = 1, 2$. Their decays provide a place to test predictions based on quantum chromodynamics (QCD), which describes the strong interaction between quarks in the standard model of particle physics. While strong coupling prevents QCD at low energies from being treated with naive perturbation theory, specialized calculational techniques have been developed and applied with general success. In the $b\bar{b}$ system of states, one can study both transitions among the various quantum states, which also include the S -wave Y states, or else study decays which are initiated by annihilation of the quark-antiquark pair. Although the χ_{bJ} states have been known for many years and there have been several studies of their transitions to other bound states in the $b\bar{b}$ system, there are no published annihilation decay branching fractions. This article reports the first observation of some of the inclusive decays of the $\chi_{bJ}(1P, 2P)$ to D^0 mesons.

In practice, one studies χ_{bJ} produced via the radiative transitions $Y(mS) \rightarrow \gamma\chi_{bJ}(nP)$ from Y mesons produced directly at e^+e^- colliders. The transition photons are typically used to tag χ_{bJ} events. Most of the χ_{bJ} radiative decays to the Y states are well measured [1]; the largest branching fraction is quite substantial, about 35%. Small, $\mathcal{O}(1\%)$, hadronic transitions to other bottomonium states, $\chi_{b1,2}(2P) \rightarrow \pi\pi\chi_{b1,2}(1P)$ and $\chi_{b1}(2P) \rightarrow \omega Y(1S)$, have recently been observed [2]. The remainder of the decays are expected to be dominated by $b\bar{b}$ annihilation. Positive C -parity forbids decays via a single photon; the leading process is annihilation into two gluons. For the $J = 1$ state, decay into two on-shell gluons is forbidden [3]; instead, this state decays preferentially via $q\bar{q}g$. While the $J = 0, 2$ decay widths are dominated by this gg process, they also have a small admixture of $q\bar{q}g$.

We observe $b\bar{b}$ annihilation as a decay into lighter hadrons and are seeking to determine whether production of charm hadrons is suppressed or not. It is well known that in continuum hadronization ($e^+e^- \rightarrow \gamma \rightarrow q\bar{q}$) that charm is not suppressed, while in ggg decays of the $Y(1S)$, an upper limit on D^{*+} production of $\mathcal{B}(Y(1S) \rightarrow ggg \rightarrow D^{*+}X) < 1.9\%$ (90% CL) indicates significant suppression [4].

The earliest calculations of inclusive charm ($c\bar{c}X$) production from bottomonia focused on $Y \rightarrow ggg$ decays, giving estimates of a few percent [5]. It was soon pointed out that while production of $c\bar{c}X$ is predicted to be suppressed in gg hadronization, it is not expected to be suppressed in $q\bar{q}g$ hadronization [6]. Since the gg process is absent for the $\chi_{b1}(nP)$ states, they should have higher branching fractions to $c\bar{c}X$. These first calculations exhibited infrared divergences manifested as logarithms of the binding energy which were estimated in terms of a

confinement radius. The predicted ratios of branching fractions are [6] $R_J^{(c)} \equiv \mathcal{B}(\chi_{bJ} \rightarrow gg, q\bar{q}g \rightarrow c\bar{c}X)/\mathcal{B}(\chi_{bJ} \rightarrow gg, q\bar{q}g) = 6\%, 25\%,$ and 12% for the $J = 0, 1,$ and 2 states, respectively. The predictions were independent of the radial quantum number, n . The 25% branching fraction for $J = 1$ corresponds to equal rates for all accessible quark flavors q in $q\bar{q}g$.

With the development of nonrelativistic QCD (NRQCD) techniques [7], a proper treatment of the infrared divergences was given and thus much improved calculations became possible. However, initial work [8] on bottomonium decays approximated final-state quarks as massless. Recently, this was remedied, and detailed NRQCD calculations of massive charm production in χ_{bJ} decay have been performed [9]. Decay rates are expressed in terms of one nonperturbative parameter per χ_{bJ} triplet: $\rho_8 \equiv m_b^2 \langle \mathcal{O}_8 \rangle / \langle \mathcal{O}_1 \rangle$ where \mathcal{O}_1 (\mathcal{O}_8) is a particular color-singlet (color-octet) four-quark operator [8,9] and m_b is the one-loop pole mass, $m_b \simeq 4.6 \text{ GeV}/c^2$. All of the n dependence in these calculations is contained in ρ_8 , and $R_J^{(c)}$ is found to increase monotonically with increasing ρ_8 . For illustrative purposes, we choose a common nominal value of $\rho_8 = 0.10$, which gives $R_J^{(c)} = 5\%, 23\%,$ and 8% for the $J = 0, 1,$ and 2 states, respectively. These results are in general agreement with the older calculation cited above. In particular, charm production is expected to be largest for the $J = 1$ states. Not only the predicted $R_J^{(c)}$, but also the efficiency of our applied D^0 momentum cut, depend on ρ_8 . We thus fit for ρ_8 in the context of the NRQCD results in order to interpret the consistency of our results with theory.

To summarize, we observe charm production by observing D^0 mesons in χ_{bJ} decays. We thereby hope to test predictions for the branching fractions, especially the expectation that the largest branching fractions will come from the $J = 1$ states due to the dominance of $q\bar{q}g$ decays when gg is absent. Sections II, III, IV, V, VI, and VII present our experimental results for inclusive decays of χ_{bJ} to D^0X , with a D^0 momentum cut. Section VIII makes the connection between these measurements and the theoretically predicted total rate of $c\bar{c}X$ production, $R_J^{(c)}$. Section IX summarizes our conclusions.

II. THE CLEO III EXPERIMENT AND DATA SETS

We use data collected with the CLEO III detector [10] at the Cornell Electron Storage Ring (CESR). Charged particle tracking is provided by a four-layer silicon tracker and a 47-layer drift chamber [11] covering 93% of the solid angle. Particle identification (PID) is performed via specific ionization measurements (dE/dx) in the drift chamber supplemented by a Ring-Imaging Cherenkov detector (RICH) [12] which covers 80% of the solid angle. Photons are detected using an electromagnetic calorimeter consisting of 7784 CsI(Tl) crystals [13]. All of these detector

elements are immersed in a 1.5 T solenoidal magnetic field.

We use CLEO III data samples of 0.65, 1.27, and 1.40 fb⁻¹ at the $Y(1S)$, $Y(2S)$, and $Y(3S)$ resonances, corresponding to 13.0, 9.4, and 6.1×10^6 Y mesons produced, respectively. In addition, data were also collected about 25 MeV below each resonance: we analyze 0.14, 0.43, and 0.16 fb⁻¹ from below the $Y(1S)$, $Y(2S)$, and $Y(3S)$ resonances, respectively. We do not use a direct off-resonance subtraction, but rather use these samples to constrain background shapes.

III. EXPERIMENTAL TECHNIQUE

This analysis includes all six known $\chi_{bJ}(nP)$ states: $J = 0, 1$, and 2 and $n = 1$ and 2. The χ_{bJ} states produced in radiative Y decays are tagged by transition photons from $Y \rightarrow \gamma\chi_{bJ}$ decays; the χ_{bJ} yields are obtained from fits to E_γ spectra. We then fit E_γ spectra from events with a D^0 candidate in the signal mass region, using D^0 mass sidebands to remove combinatorial background under the D^0 signal peak. After correcting for D^0 efficiencies and branching fractions, the ratio of these two inclusive yields determines the fraction of χ_{bJ} decays with a true D^0 (above our D^0 minimum momentum requirement). The photon efficiencies, numbers of initial $Y(nS)$, and many associated systematic uncertainties largely cancel.

We finally apply some small corrections to obtain the rate for *direct* production of D^0 mesons in χ_{bJ} decays. Direct denotes the exclusion of charm production in decays of other bottomonium states produced by transitions from our initial χ_{bJ} (for example, via γ , $\pi\pi$, ω transitions). Our focus is on direct D^0 production via hadronization of $\chi_{bJ} \rightarrow gg, q\bar{q}g$ decays only, and not on transitions to other $b\bar{b}$ states which subsequently decay to D^0X .

IV. EVENT SELECTION

We first select events with transition photon candidates with energies between $3.50 < \ln(E_\gamma [\text{MeV}]) < 5.70$ ($33 < E_\gamma < 299$ MeV). Only showers in the barrel calorimeter, $|\cos\theta| < 0.8$, that are isolated from charged tracks are considered. Hadronic shower fragments are suppressed by vetoing any candidate photon shower that has a charged track pointing anywhere in the candidate's "connected region": this is a contiguous group of adjacent crystals with the energy deposition in each crystal, E_{xtal} , satisfying $E_{\text{xtal}} > 10$ MeV. An additional requirement on the fraction of energy deposited in the central 3×3 square of a 5×5 square, $E9/E25$, is applied. We use an energy-dependent $E9/E25$ criterion to select soft transition photon candidates, while photons later used in forming π^0 candidates, both as a veto and as D^0 decay daughters, must satisfy the requirement of $E9/E25 > 0.85$.

Photon background in the $Y \rightarrow \gamma\chi_{bJ}$ transitions is dominated by π^0 decay products. To suppress this back-

ground, we reject photon candidates that, when combined with any other photon, form a π^0 candidate that has an invariant mass within three standard deviations of the nominal π^0 mass and a lab-frame opening angle between the two photons satisfying $|\cos\theta_{\gamma\gamma}| > 0.7$.

For D^0 reconstruction, we select well-measured tracks consistent with originating from the interaction point. These tracks must have an impact parameter of less than 5 cm with respect to the interaction point along the beam direction, and less than 5 mm with respect to it in the transverse plane. Charge-conjugate final states, \bar{D}^0X , are also included and are implied in the remainder of the paper. Candidate D^0 mesons are reconstructed via three decay modes: $K^- \pi^+$, $K^- \pi^+ \pi^0$, and $K^- \pi^- \pi^+ \pi^+$. For charged pion and kaon selection, particle identification combines RICH measurements with dE/dx in a momentum-dependent manner. The dE/dx information is expressed as $\sigma_{\pi,K}^{dE}$, the number of standard deviations between measured and expected ionization for the π , K hypothesis. The track-dependent dE/dx resolution used to normalize $\sigma_{\pi,K}$ includes dependencies on velocity, $\cos\theta$, and the number of hits used for dE/dx . RICH information is characterized with a likelihood L ; we use $\mathcal{L}_{\pi,K}$ as shorthand for $-2 \ln L_{\pi,K}$. When used, the RICH information is combined with dE/dx into one combined separation variable as: $\Delta\chi_{\pi,K}^2 = \mathcal{L}_{\pi,K} - \mathcal{L}_{K,\pi} + (\sigma_{\pi,K}^{dE})^2 - (\sigma_{K,\pi}^{dE})^2$. The first (second) subscript is chosen for π (K) identification. We also impose requirements on the number of detected Cherenkov photons, $n_\gamma^{\pi,K}$, for either the π or K hypothesis in the RICH detector.

Momentum dependence in the use of the RICH is motivated by the Cherenkov threshold for kaons and the need for tracks to have sufficient transverse momentum to reach the RICH detector given their curvature in the magnetic field. All pion candidates must satisfy $|\sigma_\pi^{dE}| < 3$. Pion candidates with $p < 0.50$ GeV/ c are accepted with that criteria alone, but additional requirements are added for some higher-momentum candidates. If $0.50 < p < 0.65$ GeV/ c and $n_\gamma^\pi > 2$, we also require $\Delta\chi_\pi^2 < 0$. Candidates with $p > 0.65$ GeV/ c must satisfy both $n_\gamma^\pi > 2$ and $\Delta\chi_\pi^2 < 0$.

Kaons are identified in an analogous manner to pions, with three additional criteria. First, kaon candidates must satisfy $p > 0.18$ GeV/ c . Kaons lose more energy in the inner detector than pions, and tightly curling tracks are poorly reconstructed. Second, if the track momentum is greater than 0.60 GeV/ c , then the track must also be within the RICH fiducial region, $|\cos\theta| < 0.80$; this ensures good rejection of the more numerous pions as the dE/dx separation degrades. Finally, when RICH information is available, a tighter criterion, $\Delta\chi_K^2 < -10$, is used compared to that employed for pions due to the relative abundance of pions over kaons.

The π^0 meson candidates from $D^0 \rightarrow K^- \pi^+ \pi^0$ are reconstructed from pairs of photons with an invariant

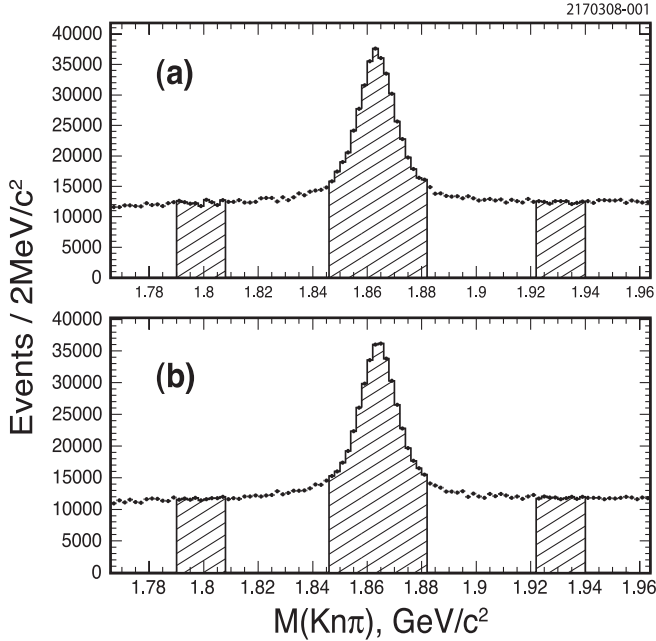


FIG. 1. Sum of $K^- \pi^+$, $K^- \pi^+ \pi^0$, and $K^- \pi^- \pi^+ \pi^+$ invariant mass distributions obtained for $Y(2S)$ (a) and $Y(3S)$ (b) data. The shaded areas correspond to the signal region and the two background sideband regions defined in the text.

mass within 2.5 standard deviations of the nominal π^0 mass. These candidates are then kinematically constrained to the π^0 mass. For the $K^- \pi^+ \pi^0$ mode, the precision is improved with an additional requirement on the candidate's location in the Dalitz plot. Our criteria retains the

70% of decays from the most densely populated regions of phase space (based on previous measurements [14]).

In order to avoid the large combinatorial backgrounds under the D^0 signal at lower momenta, only candidate D^0 momenta $p_{D^0} > 2.5 \text{ GeV}/c$ are accepted. Figure 1 shows the sum of the $K^- \pi^+$, $K^- \pi^+ \pi^0$, and $K^- \pi^- \pi^+ \pi^+$ invariant mass distributions, $Kn\pi$ ($n = 1, 2, 3$), obtained from $Y(2S)$ and $Y(3S)$ data for events also containing transition photon candidates. The D^0 signal region is defined as the $K^- \pi^+$, $K^- \pi^+ \pi^0$, and $K^- \pi^- \pi^+ \pi^+$ invariant mass interval $\pm 2.5\sigma_m$ (using a mode-averaged $\sigma_m \approx 0.0075 \text{ GeV}/c^2$) from the nominal D^0 mass, m_{D^0} [1]. The D^0 “sideband” regions, each with a width of $2.5\sigma_m$, are located symmetrically, between $7.5\sigma_m$ and $10.0\sigma_m$ on either side of the nominal D^0 mass.

V. FITS TO THE PHOTON ENERGY SPECTRA

We first measure the total number of χ_{bJ} tagged with an observed transition photon by fitting the inclusive E_γ spectrum. Photon peaks from inclusive $Y(2S) \rightarrow \gamma \chi_{bJ}(1P)$ and $Y(3S) \rightarrow \gamma \chi_{bJ}(2P)$ transitions are evident in Fig. 2.

We use $Y(1S)$ resonance and $Y(nS)$ off-resonance data to model the photon background in the E_γ spectra [15]. The off-resonance data are observed to have indistinguishable spectra in our energy region and thus the three samples are combined to increase statistics. The $Y(1S)$ on-resonance and $Y(nS)$ off-resonance shapes are also quite similar, and we initially fit with two independent normalizations to peak-free regions of the photon energy

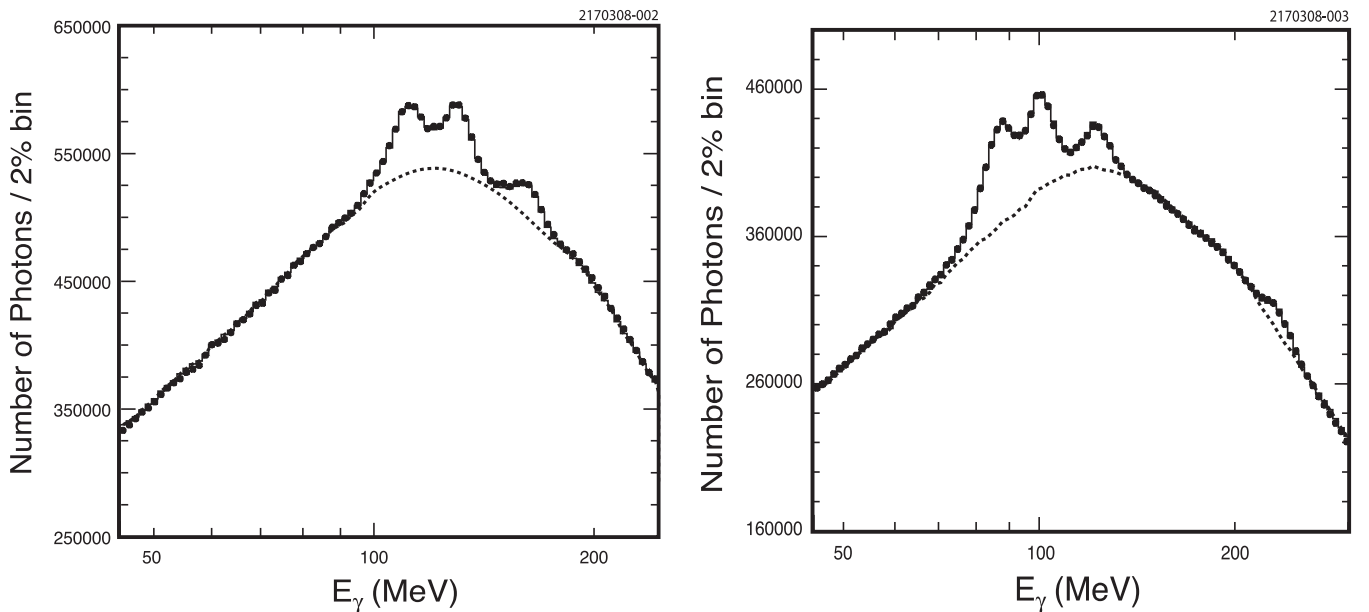


FIG. 2. Fits to the $Y(2S)$ (left) and $Y(3S)$ (right) inclusive photon energy spectra. The data are shown as dots; the fits are shown as the histograms; the dashed lines represent the total fitted background. Note the suppressed zero on the vertical axis. Nominal photon peak locations for transitions to the $\chi_{bJ}(1P)$ (on the left) are 111, 130, 164 MeV/c^2 (for $J = 2, 1, 0$, respectively) and for transitions to the $\chi_{bJ}(2P)$ (on the right) are 87, 100, 123 MeV/c^2 (for $J = 2, 1, 0$, respectively).

TABLE I. $Y(2S) \rightarrow \gamma\chi_{bJ}(1P)$ ($J = 0, 1, 2$) transition yields and $\chi_b \rightarrow gg, q\bar{q}g \rightarrow D^0X$ rates, for $p_{D^0} > 2.5$ GeV/ c . Errors shown are statistical only.

Final state	$\chi_{b0}(1P)$	$\chi_{b1}(1P)$	$\chi_{b2}(1P)$
$N_{\chi_{bJ}}^{\text{Incl}}$	$166\,860 \pm 5988$	$363\,825 \pm 6793$	$379\,457 \pm 7243$
$N_{\chi_{bJ}}^{D^0}$ (raw)	501 ± 303	2561 ± 346	1207 ± 360
D^0 sideband correction	11 ± 5	60 ± 6	57 ± 7
non-direct D^0	16 ± 9	191 ± 58	125 ± 34
$N_{\chi_{bJ}}^{D^0, \text{dir}}$ (direct)	474 ± 303	2310 ± 351	1025 ± 362
$\mathcal{B}(\chi_{bJ}(1P) \rightarrow gg, q\bar{q}g \rightarrow D^0X)$	$5.63 \pm 3.61\%$	$12.59 \pm 1.94\%$	$5.36 \pm 1.90\%$

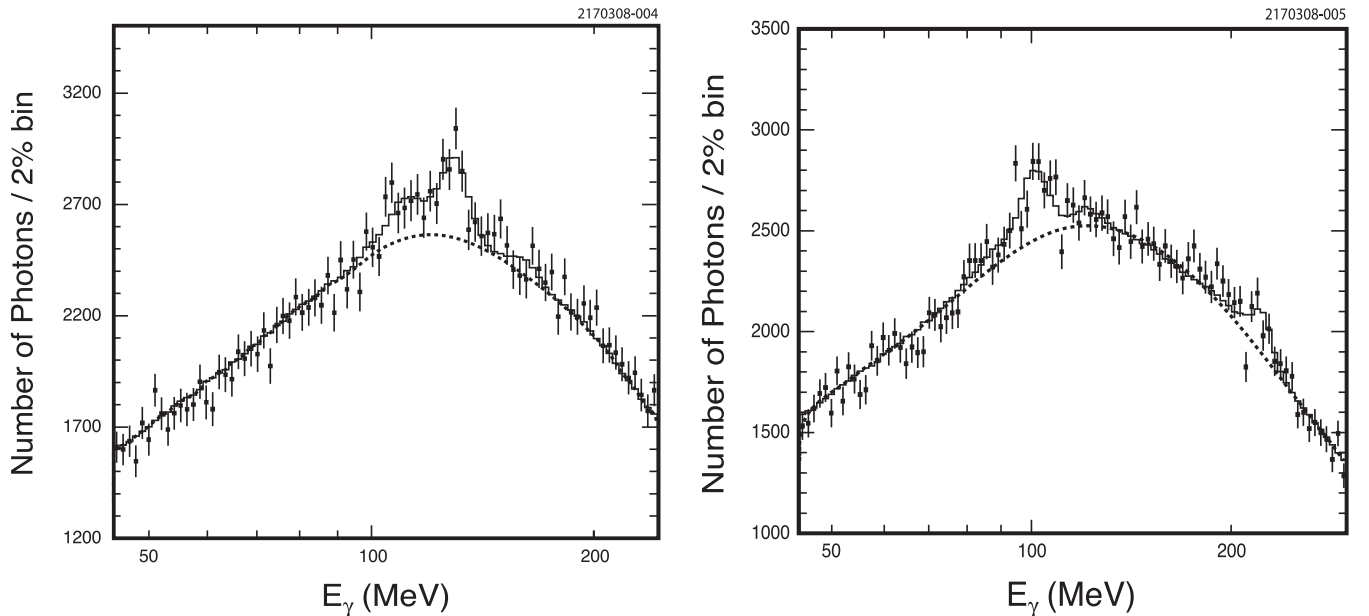
 TABLE II. $Y(3S) \rightarrow \gamma\chi_{bJ}(2P)$ ($J = 0, 1, 2$) transition yields and $\chi_b \rightarrow gg, q\bar{q}g \rightarrow D^0X$ rates, for $p_{D^0} > 2.5$ GeV/ c . Errors shown are statistical only.

Final state	$\chi_{b0}(2P)$	$\chi_{b1}(2P)$	$\chi_{b2}(2P)$
$N_{\chi_{bJ}}^{\text{Incl}}$	$219\,773 \pm 5201$	$491\,818 \pm 5197$	$524\,549 \pm 5628$
$N_{\chi_{bJ}}^{D^0}$ (raw)	565 ± 341	2757 ± 366	477 ± 370
D^0 sideband correction	39 ± 7	122 ± 7	122 ± 7
Nondirect D^0	53 ± 24	392 ± 70	311 ± 50
$N_{\chi_{bJ}}^{D^0, \text{dir}}$ (direct)	473 ± 342	2243 ± 373	44 ± 373
$\mathcal{B}(\chi_{bJ}(2P) \rightarrow gg, q\bar{q}g \rightarrow D^0X)$	$4.13 \pm 3.00\%$	$8.75 \pm 1.47\%$	$0.16 \pm 1.37\%$

spectrum. The regions are defined by $3.50 < \ln(E_\gamma [\text{MeV}]) < 3.70$ ($33 \text{ MeV} < E_\gamma < 40 \text{ MeV}$) and $5.55 < \ln(E_\gamma [\text{MeV}]) < 5.70$ ($257 \text{ MeV} < E_\gamma < 299 \text{ MeV}$) and the fit results are used to then fix the relative normalization of these on- and off-resonance samples for subsequent signal fits.

When fitting the full photon energy spectra to extract signal yields, only one overall normalization parameter for

the background is varied. We find, however, that the fit quality is acceptable only after the inclusion of first- ($1P$) or second-order ($2P$) polynomials to allow small smooth adjustments of the background shape. The fit also includes signal contributions from the three dominant E1 transitions, $Y(2S) \rightarrow \gamma\chi_{bJ}(1P)$ or $Y(3S) \rightarrow \gamma\chi_{bJ}(2P)$, as appropriate. The $\chi_{bJ}(1P)$ and $\chi_{bJ}(2P)$ signal peaks are described by a so-called Crystal Ball line shape [16] with


 FIG. 3. Fits to the $Y(2S)$ (left) and $Y(3S)$ (right) photon energy spectrum obtained for events with D^0 mesons. The data are shown as dots; the fits are shown as histograms; the dashed lines represent the total fitted background.

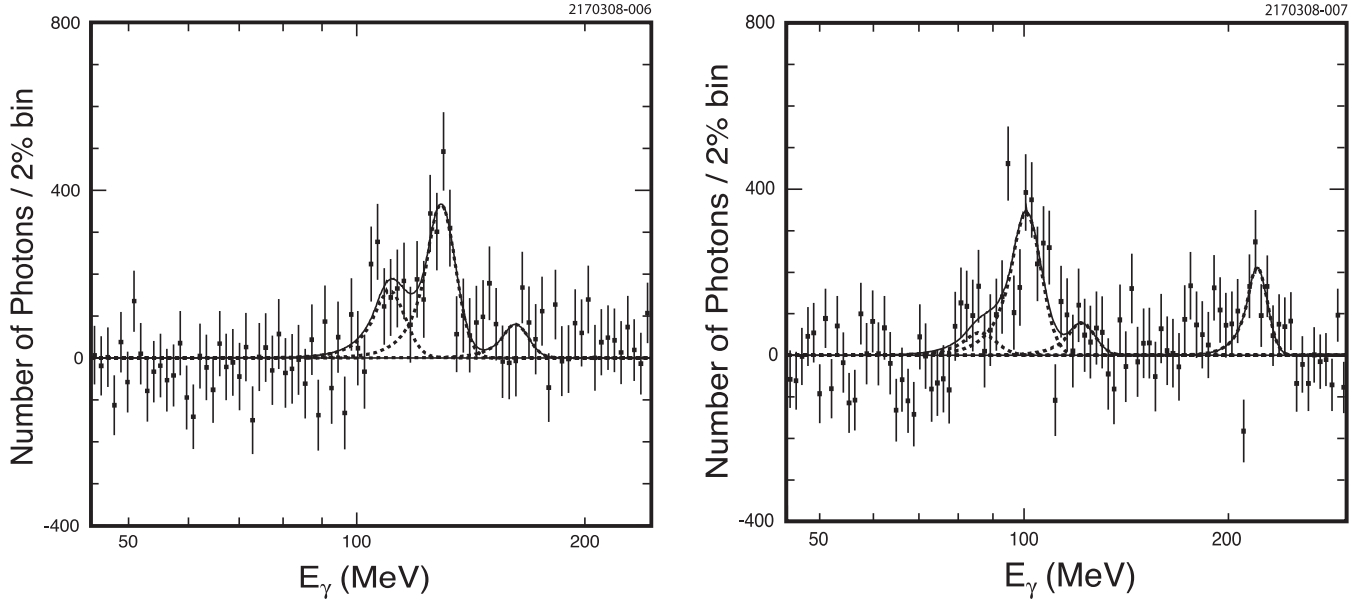


FIG. 4. Energy spectrum for background-subtracted $Y(2S) \rightarrow \gamma\chi_{bJ}(1P)$ (left) and $Y(3S) \rightarrow \gamma\chi_{bJ}(2P)$ (left) photon lines obtained for events with D^0 mesons. The data are shown as dots; the fit is shown as the solid line. Individual contributions from the signal $Y(mS) \rightarrow \gamma\chi_{bJ}(nP)$ lines are shown as dashed-line peaks.

fixed asymmetry parameters, α and n . This line shape is a Gaussian, described by a peak energy E_p and resolution σ_E , matched with the constant c onto an asymmetric low energy tail, $1/(E_p - E + c)^n$, at an energy $E_p - \alpha\sigma_E$. We obtain E_p from published results [1] and use the values $\alpha = 0.84$ and $n = 25.8$. The values of σ_E/E depend on E , varying from 5.4% to 3.9% as the energy of the six transition lines increases. This E dependence is determined from Monte Carlo studies, but the overall scale of the resolution is adjusted based on fits to data. In addition to the dominant $Y(3S) \rightarrow \gamma\chi_{bJ}(2P)$ transitions, the fit to the $Y(3S)$ spectrum includes the lines due to $\chi_{bJ}(2P) \rightarrow \gamma Y(2S)$ cascades. The fit results are displayed with the data in Fig. 2 and tabulated in Tables I and II.

Photon energy spectra for events with D^0 mesons are obtained by subtracting the $\ln(E_\gamma [\text{MeV}])$ spectra associated with the $Kn\pi$ ($n = 1, 2, 3$) D^0 sidebands from the D^0 signal region. The $\ln(E_\gamma [\text{MeV}])$ distributions and the fits for the $Y(2S)$ and $Y(3S)$ data are presented in Fig. 3. The $J = 1$ lines are the most pronounced. Photon background shapes for these spectra are the same as for the $Y(2S)$ and $Y(3S)$ inclusive photon analysis, except that an acceptable fit quality is obtained without the addition of low-order polynomials, and they are omitted. The background-subtracted photon spectra are presented in Fig. 4 and fit results are tabulated in Tables I and II.

VI. MEASUREMENT OF $\chi_{bJ} \rightarrow D^0 X$ ($p_{D^0} > 2.5 \text{ GeV}/c$) RATES

The yields of events with χ_{bJ} and D^0 mesons ($D^0 \rightarrow K^-\pi^+, K^-\pi^+\pi^0, K^-\pi^-\pi^+\pi^+$) include nondirect χ_{bJ}

decays which must be subtracted. Nondirect $\chi_{bJ}(1P)$ decays to $D^0 X$ include $Y(2S) \rightarrow \gamma\chi_{bJ}(1P)$; $\chi_{bJ}(1P) \rightarrow \gamma Y(1S)$ decays where D^0 mesons are then produced in $Y(1S)$ annihilation into $ggg, gg\gamma$, and γ .

Nondirect $\chi_{bJ}(2P)$ decays to $D^0 X$ similarly include production of bottomonium states which in turn may decay to $D^0 X$. Known processes include $Y(1S)$ produced via $Y(3S) \rightarrow \gamma\chi_{bJ}(2P)$ followed by

- (i) $\chi_{bJ}(2P) \rightarrow (\gamma, \omega)Y(1S)$
- (ii) $\chi_{bJ}(2P) \rightarrow \gamma Y(2S)$; $Y(2S) \rightarrow (\pi\pi, \pi^0, \eta)Y(1S)$
- (iii) $\chi_{bJ}(2P) \rightarrow \gamma Y(2S)$; $Y(2S) \rightarrow \gamma\chi_{bJ}(1P)$;
 $\chi_{bJ}(1P) \rightarrow \gamma Y(1S)$
- (iv) $\chi_{bJ}(2P) \rightarrow \pi\pi\chi_{bJ}(1P)$; $\chi_{bJ}(1P) \rightarrow \gamma Y(1S)$

and $\chi_{bJ}(1P)$ produced via $Y(3S) \rightarrow \gamma\chi_{bJ}(2P)$ followed by

- (i) $\chi_{bJ}(2P) \rightarrow \pi\pi\chi_{bJ}(1P)$
- (ii) $\chi_{bJ}(2P) \rightarrow \gamma Y(2S)$; $Y(2S) \rightarrow \gamma\chi_{bJ}(1P)$

and $Y(2S)$ from $Y(3S) \rightarrow \gamma\chi_{bJ}(2P)$; $\chi_{bJ}(2P) \rightarrow \gamma Y(2S)$.

Yields for events with D^0 mesons from direct $\chi_{bJ}(1P)$ decays are calculated by correcting raw yields from the $Y(2S)$ data with a nondirect rate determined using known branching fractions [1] and an $Y(1S) \rightarrow (ggg, gg\gamma, \gamma) \rightarrow D^0 X$ rate for $p_{D^0} > 2.5 \text{ GeV}/c$ of $2.60 \pm 0.50\%$ [17]. We estimate the numbers of these nondirect events as 16 ± 9 , 191 ± 58 , and 125 ± 34 for $J = 0, 1$, and 2 , respectively. Corresponding estimates of the nondirect backgrounds for $\chi_{bJ}(2P) \rightarrow D^0 X$ in the $Y(3S)$ data are 53 ± 24 , 392 ± 70 , and 311 ± 50 for $J = 0, 1$, and 2 , respectively. We account for the fact that prompt production of $D^0 X$ from $Y(2S)$ differs from that from $Y(1S)$ due to the different mixture of decays mediated by $ggg, gg\gamma$, and γ .

Yields for inclusive χ_{bJ} production, total χ_{bJ} with D^0 mesons, and χ_{bJ} with directly produced D^0 mesons, are summarized in Tables I and II. In addition, we list a correction due to a small observed curvature in the $Kn\pi$ mass spectra leading to a small residual background of true photons and fake D^0 mesons, since our sideband subtraction assumes a flat background.

The direct χ_{bJ} yields, $N_{\chi_{bJ}}^{D^0, \text{dir}}$, from N_Y initial Y produced are

$$N_{\chi_{bJ}}^{D^0, \text{dir}} = N_Y \epsilon_\gamma \mathcal{B}(Y \rightarrow \gamma \chi_{bJ}) \mathcal{B}(\chi_{bJ} \rightarrow gg, q\bar{q}g \rightarrow D^0X) \times \sum \epsilon_i \mathcal{B}_i(D^0),$$

where ϵ_γ is the γ detection efficiency and the last factor $\sum \epsilon_i \mathcal{B}_i(D^0)$ is a sum over the three $Kn\pi$ decay modes of the D^0 . The observed number of inclusive χ_{bJ} decays is given by

$$N_{\chi_{bJ}}^{\text{Incl}} = N_Y \epsilon_\gamma \mathcal{B}(Y \rightarrow \gamma \chi_{bJ}).$$

Our main results, the branching fractions $\mathcal{B}(\chi_{bJ} \rightarrow gg, q\bar{q}g \rightarrow D^0X)$, are obtained from the two previous equations as

$$\mathcal{B}(\chi_{bJ} \rightarrow gg, q\bar{q}g \rightarrow D^0X) = \frac{N_{\chi_{bJ}}^{D^0}}{N_{\chi_{bJ}}^{\text{Incl}} \sum \epsilon_i \mathcal{B}_i(D^0)},$$

where the photon efficiency ϵ_γ and sample size N_Y both cancel. For determination of the D^0 detection efficiencies, Monte Carlo simulation of continuum $c\bar{c}$ events (based on Jetset 7 [18]) were used, since this sample is expected to approximate the jetlike events from the $\chi_{bJ} \rightarrow c\bar{c}g$ decays. We find that the efficiency is consistent with being independent of momentum in the $p_{D^0} > 2.5$ GeV/ c range.

Based on detailed comparisons of particle identification in our data and Monte Carlo simulations, we conclude that small efficiency corrections are needed. The $Kn\pi$ modes receive adjustments of $f_K f_\pi^n$, where $f_K = 0.95(0.99)$ and $f_\pi = 0.99(1.01)$ for $Y(2S)$ ($Y(3S)$) data. The $\chi_{bJ} \rightarrow D^0X$ decay rates for $p_{D^0} > 2.5$ GeV/ c are presented in Tables I and II.

VII. SYSTEMATIC UNCERTAINTIES ON THE BRANCHING FRACTIONS

Systematic uncertainties on the six measured branching fractions are primarily of two types. The first are uncertainties in D^0 reconstruction; these affect each of the six χ_{bJ} states equally and are summarized in Table III. The next are uncertainties related to our photon yields, both in terms of efficiencies and yield extractions. These often differ for the six χ_{bJ} states and are summarized in Table IV. In the remainder of this section we detail the sources of the uncertainty estimates presented in the aforementioned tables.

TABLE III. Relative systematic uncertainties on measured branching fractions from sources affecting the D^0 efficiency.

Source	Uncertainty (%)
Tracking: 1.5%/track	4.2
π^0 efficiency: 5%/ π^0	1.7
PID: 2%/ K^\pm , 1%/ π^\pm	4.0
$K\pi\pi^0$ Dalitz requirement	1.0
Momentum dependence	1.7
Decay model effects on D^0 efficiency	3.0
Selection of events with a D^0	2.5
Total D^0 -related systematic uncertainty	7.5

The first three entries of Table III involve efficiencies for track-finding, π^0 reconstruction, and particle identification algorithms. Since the composition of the three D^0 final states differ, we take a linear weighting of the uncertainties across D^0 modes. The weights used are $w_i = \epsilon_i \mathcal{B}_i / \sum_j \epsilon_j \mathcal{B}_j$, yielding 0.25, 0.34, and 0.41 for $D^0 \rightarrow K^- \pi^+$, $D^0 \rightarrow K^- \pi^+ \pi^0$, and $D^0 \rightarrow K^- \pi^- \pi^+ \pi^+$, respectively.

The systematic uncertainty in track-finding is obtained by studies of the difference between data and Monte Carlo simulation. We assign a 1.5% uncertainty per track, which gives a net uncertainty of 4.2% after weighting across D^0 decay modes.

We assess the uncertainty in π^0 -finding at 5% per π^0 . Taking into account the weight of the $D^0 \rightarrow K^- \pi^- \pi^0$ mode, the net π^0 -finding systematic uncertainty is 1.7%.

Systematic uncertainties in kaon and pion identification are obtained by comparing data and Monte Carlo efficiencies. We obtain 2% (1%) uncertainties per K (π) which yield a net 4.0% systematic uncertainty, averaged over D^0 modes.

The systematic uncertainty on the $D^0 \rightarrow K^- \pi^+ \pi^0$ efficiency due to selection on the Dalitz region is obtained by comparing the inclusive yield changes in data compared to Monte Carlo simulations as the selection efficiency is varied. As a result of this study, and accounting for the fraction of D^0 candidates found via this decay mode, we assign 1.0% as our total Dalitz region selection uncertainty.

For evaluation of systematic uncertainties related to the D^0 momentum requirement, the p_{D^0} requirement was varied. Events were selected for three values of the D^0 momentum requirement (> 2.2 , > 2.5 , and > 2.8 GeV/ c). We assign a 1.7% branching fraction uncertainty due to this source.

To study possible effects of the event shape and environment on the D^0 detection efficiency, different models of signal Monte Carlo and continuum Monte Carlo events are analyzed. Results indicate a 3.0% uncertainty of the efficiency for the event-shape changes explored.

Systematic uncertainties related to the definition of the D^0 signal and sideband regions are obtained by varying the corresponding mass windows. This also includes uncer-

TABLE IV. Relative systematic uncertainties on measured branching fractions due to sources related to the E_γ distributions.

Source	$\chi_{b0}(1P)$	$\chi_{b1}(1P)$	Uncertainty (%)			
			$\chi_{b2}(1P)$	$\chi_{b0}(2P)$	$\chi_{b1}(2P)$	$\chi_{b2}(2P)$
γ efficiency cancellation	2.0	2.0	2.0	2.0	2.0	2.0
Line-shape fitting	0.6	0.1	0.4	0.5	0.1	0.5
Fitting range	0.5	0.3	0.4	0.6	0.3	0.5
Background shape	1.4	0.6	0.9	1.6	0.5	0.9
γ energy binning	1.4	0.2	0.5	1.7	0.3	0.6
$Y(2S) \rightarrow \gamma\chi_{bJ}(1P)$ lines	1.5	0.3	0.2
Total γ systematic uncertainty	2.9	2.1	2.3	3.5	2.1	2.4

tainty due to a nonlinear background shape under the D^0 signal. The total systematic uncertainty is determined to be 2.5%.

The total uncertainty in the D^0 efficiency is 7.5% for each χ_{bJ} state, as noted in Table III. We now turn to the photon-related systematic uncertainties presented in Table IV.

To verify that the photon efficiency largely cancels in our analysis, the difference of photon efficiencies between inclusive events and those with a D^0 candidate is studied using Monte Carlo samples. We find that the relative photon efficiency difference between spherical ggg events and jetlike $q\bar{q}$ events is about 6%. In our case, we are concerned about the difference between generic χ_{bJ} events and those having a reconstructed D^0 . Presumably the effect of this bias is smaller than that of the rather large overall event-shape change between these two Monte Carlo samples. We thus take 1/3 of the variation and assign a 2% uncertainty for all six χ_{bJ} states.

For estimation of line-shape fitting uncertainties we change the Crystal Ball line-shape parameters α and n by $\pm 10\%$ from their nominal values. This range is chosen as appropriate based on changes in fit quality. We take the resulting branching fraction variations as systematic uncertainties, ranging from 0.1% to 0.6%.

The nominal fitting ranges for photon energy distributions are $3.8 < \ln(E_\gamma [\text{MeV}]) < 5.5$ for $Y(2S)$ and $3.8 < \ln(E_\gamma [\text{MeV}]) < 5.7$ for $Y(3S)$. We vary the lower and upper limits of the fitting regions from 3.50 to 3.70 and from 5.50 to 5.70. Variations in our results suggest uncertainties from 0.3% to 0.6%.

As mentioned above, the photon background shape consists of two components: the resonant and off-resonance photon spectra used to estimate the background shapes in the $Y(2S)$ and $Y(3S)$ photon energy distributions. We varied scaling factors for the photon background components and changed the $Y(1S)$ resonance and the $Y(2S)$, $Y(3S)$ off-resonance contributions in the photon background shape. Also, in the fit of the $Y(2S)$ and $Y(3S)$ inclusive photon energy distributions, we used additional background components to obtain a better fit quality. First, second, and third order polynomials are tried as extra components in addition to the $Y(1S)$ on-resonance and

the $Y(2S)$ and $Y(3S)$ off-resonance background shapes. We estimate systematic uncertainties due to such choices at levels ranging from 0.5% to 1.6%.

Our nominal fit uses logarithmic binning of energy $\ln(E_\gamma [\text{MeV}])$. We changed the logarithmic energy scale to linear binning, with 1 MeV energy bins. The photon background shape was left unchanged. We assign from 0.2% to 1.7% uncertainties on our branching fractions based on the stability of our results.

The $Y(3S)$ photon energy spectrum includes $Y(2S) \rightarrow \gamma\chi_{bJ}(1P)$ transition lines at similar energies. To estimate systematic uncertainties on the $\mathcal{B}(\chi_{bJ}(2P) \rightarrow D^0 X)$, we include these lines in the fit to the $Y(3S)$ inclusive photon spectrum and the photon spectrum for events with D^0 mesons. Estimated systematic uncertainties varied from 0.2% to 1.5%.

In Table IV, we summarize the systematic uncertainties associated with γ detection and fitting for each of the six χ_{bJ} lines. Note that these uncertainties apply to the raw yields, before any subtractions are made.

We also performed several simple cross-checks to investigate the stability and consistency of our results. These included splitting the data sets into two subsets, varying selection criteria, and comparing yields in individual D^0 decay modes. All of these tests produced consistent results.

Our final results for $p_{D^0} > 2.5 \text{ GeV}/c$ are given in Table V. Upper limits are given for modes without significant signals, but central values for those modes will be needed for fits later.

TABLE V. Summary of measured branching fractions (or upper limits) for $\mathcal{B}(\chi_{bJ}(nP) \rightarrow gg, q\bar{q}g \rightarrow D^0 X)$ with the requirement that $p_{D^0} > 2.5 \text{ GeV}/c$. The uncertainties are statistical and systematic, respectively.

State	$\mathcal{B}(\chi_{bJ}(nP) \rightarrow gg, q\bar{q}g \rightarrow D^0 X)$ (%)	90% CL UL (%)
$\chi_{b0}(1P)$	$5.6 \pm 3.6 \pm 0.5$	<10.4
$\chi_{b1}(1P)$	$12.6 \pm 1.9 \pm 1.1$	
$\chi_{b2}(1P)$	$5.4 \pm 1.9 \pm 0.5$	<7.9
$\chi_{b0}(2P)$	$4.1 \pm 3.0 \pm 0.4$	<8.2
$\chi_{b1}(2P)$	$8.8 \pm 1.5 \pm 0.8$	
$\chi_{b2}(2P)$	$0.2 \pm 1.4 \pm 0.1$	<2.4

VIII. INTERPRETATION

We observe significant production of D^0 mesons from both the $\chi_{b1}(1P)$ and $\chi_{b1}(2P)$ states. There is evidence of a signal for $\chi_{b2}(1P)$, while data for the other three states are inconclusive. For each triplet, we observe the largest branching fraction for the $J = 1$ states, as expected.

The NRQCD calculation mentioned earlier [9] makes predictions for the total $c\bar{c}X$ production rate, $R_J^{(c)}$, as a function of one nonperturbative parameter, ρ_8 , per χ_{bJ} triplet. We would like to convert our measurement of the inclusive D^0X rate, with a minimum momentum requirement, into an experimental value for $R_J^{(c)}$. However, this conversion *also* depends on ρ_8 , since this parameter affects the momentum spectrum of the D^0 mesons and hence the efficiency of our minimum momentum requirement. We use six branching fraction results to determine two best-fit values of ρ_8 (one per triplet). Our experimental results for $R_J^{(c)}$ are based on these best-fit values and clearly depend on our use of the NRQCD calculation.

We first discuss the details of how to relate our measurements to the inclusive $c\bar{c}X$ rate and then present our extraction of the ρ_8 parameter and experimental values of $R_J^{(c)}$. Three factors will combine to cause our extracted $R_J^{(c)}$ to be larger than the directly measured branching fractions in Table V. We only see some of the D^0 spectrum, not all charm appears as D^0 , and $R_J^{(c)}$ is normalized to the number of χ_{bJ} that decay via annihilation, not the total number produced. Only one factor works in the other direction: $R_J^{(c)}$ measures $c\bar{c}X$ production, and either charm quark may form a D^0 .

Suppressing the $\chi_{bJ}(nP)$ radial quantum numbers for simplicity, we have

$$R_J^{(c)} = \frac{\mathcal{B}(\chi_{bJ} \rightarrow gg, q\bar{q}g \rightarrow c\bar{c}X)}{\mathcal{B}(\chi_{bJ} \rightarrow gg, q\bar{q}g)} \\ = \frac{\mathcal{B}(\chi_{bJ} \rightarrow gg, q\bar{q}g \rightarrow D^0X, p_{D^0} > 2.5 \text{ GeV}/c)}{f_{2.5}f_{D^0}\mathcal{B}(\chi_{bJ} \rightarrow gg, q\bar{q}g)},$$

where the right-hand side contains our directly measured branching fraction with three additional factors which we now explain.

First, we must divide by $\mathcal{B}(\chi \rightarrow gg, q\bar{q}g)$ such that the final branching fraction is normalized to only $gg, q\bar{q}g$ decays of the χ_{bJ} since this is the normalization used for the theoretical prediction. These branching fractions are

calculated as $1 - \sum_i \mathcal{B}_k$, where the sum extends over all known transitions of a given χ_{bJ} to other bottomonium states [1].

Next, we divide by $f_{2.5}$, the fraction of the D^0 spectrum expected to be above our 2.5 GeV/ c D^0 momentum requirement. This is obtained from the results of Ref. [9], and it depends on the value of ρ_8 and knowledge of the charm fragmentation function [19].

Finally, we must divide by the number of D^0 mesons expected per $c\bar{c}X$ event: $f_{D^0} = 1.11 \pm 0.08$. This number is itself the product of four factors. The first is a factor of 2 to account for the two quarks, each of which may form a D^0 . The next two factors account for all seven weakly decaying $C = 1$ states $D^0, D^+, D_s, \Lambda_c, \Xi_c^+, \Xi_c^0, \text{ and } \Omega_c^0$, relative to the measured D^0 yields. The fraction of D^0 compared to the total of $D^0 + D^+ + D_s + \Lambda_c$, $N(D^0)/[N(D^0) + N(D^+) + N(D_s) + N(\Lambda_c)] = 0.574 \pm 0.041$, is obtained from e^+e^- fragmentation data [19]. An additional factor 0.98 ± 0.01 then accounts for the omitted $\Xi_c^+, \Xi_c^0, \text{ and } \Omega_c^0$ states. This is estimated from the Λ_c fraction of $N(\Lambda_c)/[N(D^0) + N(D^+) + N(D_s)] = (8.1 \pm 2.1)\%$ in [19] (with an added uncertainty from knowledge of $\mathcal{B}(\Lambda_c \rightarrow pK\pi)$), combined with a theoretical suppression of order 10% due to the additional strange quark popping needed to form the omitted states. The fourth factor of 0.99 ± 0.01 accounts for charmonium states, which here include those states below open-flavor threshold at $\sqrt{s} = 2M_{D^0}: J/\psi, \psi(2S), \eta_c, \eta_c(2P), \chi_{cJ}, h_c$. We estimate $N(\text{open } c)/[N(\text{open } c) + 2N(c\bar{c})] \simeq 1 - 2N(c\bar{c})/N(\text{open } c) \simeq 1 - 2\mathcal{B}(c\bar{c}X \rightarrow \text{charmonia})$ based on the production rate of J/ψ in e^+e^- fragmentation [20] and the branching fractions to charmonium in $Y(1S)$ decays [1]; these processes show that charmonium is rare in both γ and ggg hadronization. We are not sensitive to errors at the 1% level and choose a conservative uncertainty to accommodate unmeasured charmonium states. The various factors required for the six χ_{bJ} states are summarized in Table VI.

With these factors in hand, we fit our data for the D^0X branching fractions with $p_{D^0} > 2.5 \text{ GeV}/c$ to the NRQCD predictions [9] and extract ρ_8 , the ratio of color-octet to color-singlet matrix elements, in χ_{bJ} decays. Recall that both $f_{2.5}$ and $R_J^{(c)}$ depend on ρ_8 and that $f_{2.5}$ depends on fragmentation functions. For each value of ρ_8 , we may convert our directly measured branching fractions into extracted values for $R_J^{(c)}$ in the context of this NRQCD

TABLE VI. Summary of factors used to relate our measured D^0X branching fractions to $R_J^{(c)}$, which measures the total $c\bar{c}X$ rate. The values of $f_{2.5}$ are evaluated at the independently fitted best values of ρ_8 for each triplet.

Factor	$\chi_{b0}(1P)$	$\chi_{b1}(1P)$	$\chi_{b2}(1P)$	$\chi_{b0}(2P)$	$\chi_{b1}(2P)$	$\chi_{b2}(2P)$
$\mathcal{B}(\chi \rightarrow gg, q\bar{q}g)$	0.97 ± 0.03	0.65 ± 0.08	0.78 ± 0.04	0.93 ± 0.07	0.68 ± 0.04	0.75 ± 0.03
$f_{2.5}$	0.54	0.70	0.63	0.45	0.46	0.47
f_{D^0}	1.11 ± 0.08	1.11 ± 0.08	1.11 ± 0.08	1.11 ± 0.08	1.11 ± 0.08	1.11 ± 0.08
$1/(f_{D^0}f_{2.5}\mathcal{B})$	1.70 ± 0.13	1.97 ± 0.28	1.83 ± 0.16	2.15 ± 0.23	2.89 ± 0.28	2.56 ± 0.21

TABLE VII. Summary of extracted branching fractions (or upper limits) for $R_J^{(c)}$. NRQCD best-fit values use distinct ρ_8 values for each χ_{bJ} triplet. The original 1979 calculations [6] are also shown. The uncertainties are statistical, our systematic, and external systematic, respectively.

State	$R_J^{(c)}$ (%)	90% CL UL (%)	NRQCD Best-Fit (%)	Pred. from [6] (%)
$\chi_{b0}(1P)$	$9.6 \pm 6.2 \pm 0.8 \pm 0.8$	<17.9	6.3	6
$\chi_{b1}(1P)$	$24.8 \pm 3.8 \pm 2.2 \pm 3.6$		23.7	25
$\chi_{b2}(1P)$	$9.8 \pm 3.5 \pm 0.9 \pm 0.9$	<14.6	10.8	12
$\chi_{b0}(2P)$	$8.7 \pm 6.4 \pm 0.9 \pm 0.7$	<17.7	4.9	6
$\chi_{b1}(2P)$	$25.3 \pm 4.3 \pm 2.5 \pm 2.4$		22.1	25
$\chi_{b2}(2P)$	$0.4 \pm 3.5 \pm 0.4 \pm 0.1$	<6.1	7.4	12

calculation (which includes the assumption that e^+e^- charm fragmentation data is representative of our charm fragmentation). The best value of ρ_8 is obtained from a fit which finds the best agreement between the predicted and extracted $R_J^{(c)}$.

We fit separate ρ_8 values for each triplet by minimizing a χ^2 which has one term for each of the three states. Each term in the χ^2 is formed from the square of the deviation of the predicted and extracted $R_J^{(c)}$ values, normalized by the errors on the extracted value. Note that *both* the predicted and extracted $R_J^{(c)}$ values depend on ρ_8 . Correlated systematic uncertainties on the branching fractions are incorporated into the covariance matrix used to evaluate the χ^2 in our fits. We find, however, that results are insensitive to correlations due to the dominance of statistical errors. The best-fit values are $\rho_8(1P) = 0.160_{-0.047}^{+0.071}$ and $\rho_8(2P) = 0.074_{-0.008}^{+0.010}$ with $\chi^2(1P) = 0.40$ and $\chi^2(2P) = 4.71$, respectively, for 3 – 1 degrees of freedom each. The errors are larger for the 1P states primarily due to the nonlinear dependence of the branching fractions on ρ_8 : for larger ρ_8 , the branching fractions are less sensitive to changes in its value.

It has been argued [21] that ρ_8 should be largely independent of radial quantum number. While we prefer not to assume such an equality, a joint fit to our branching fractions for both triplets obtains a best-fit common value of $\rho_8 = 0.086_{-0.013}^{+0.009}$, with $\chi^2 = 10.1$ for 6 – 1 degrees of freedom.

Table VII lists the best-fit branching fractions, $R_J^{(c)}$, extracted from our data along with the best-fit NRQCD values, based on fits with separate ρ_8 parameters for each χ_{bJ} triplet. We also show the original 1979 calculations [6] for comparison. The third uncertainty is due to uncertain-

ties in the branching fractions used to obtain $\mathcal{B}(\chi \rightarrow gg, q\bar{q}g)$ and the fragmentation data used to obtain f_{D^0} and $f_{2.5}$. No systematic uncertainty is included for the accuracy of the theoretical calculations or the assumption that the e^+e^- fragmentation data is a valid model for our charm fragmentation since we do not know how to quantify such effects. Thus, while our primary results for the inclusive χ_{bJ} branching fractions into D^0X with $p_{D^0} > 2.5 \text{ GeV}/c$ are model-independent, our results for $R_J^{(c)}$ are clearly model dependent.

IX. CONCLUSION

We report first measurements of the branching fractions for $\chi_{bJ}(1P, 2P) \rightarrow D^0X$ with $p_{D^0} > 2.5 \text{ GeV}/c$. Our results are used to infer the total production of charm in χ_{bJ} decays, $R_J^{(c)}$ in the context of a recent NRQCD calculation [9]. The results are in agreement with this calculation, as well as the older calculations [6]. Notably, our $R_J^{(c)}$ values confirm that the largest branching fractions to charm correspond to the $J = 1$ χ_{bJ} states.

ACKNOWLEDGMENTS

We thank the authors of Ref. [9] for providing convenient parametrizations of their results. We gratefully acknowledge the effort of the CESR staff in providing us with excellent luminosity and running conditions. D. Cronin-Hennessy and A. Ryd thank the A. P. Sloan Foundation. This work was supported by the National Science Foundation, the U.S. Department of Energy, the Natural Sciences and Engineering Research Council of Canada, and the U.K. Science and Technology Facilities Council.

[1] W.-M. Yao *et al.* (Particle Data Group), J. Phys. G **33**, 1 (2006).
 [2] C. Cawfield *et al.* (CLEO Collaboration), Phys. Rev. D **73**, 012003 (2006); D. Cronin-Hennessy *et al.* (CLEO Collaboration), Phys. Rev. Lett. **92**, 222002 (2004).

[3] R. Barbieri, R. Gatta, and R. Kögerler, Phys. Lett. B **60**, 183 (1976).
 [4] H. Albrecht *et al.* (ARGUS Collaboration), Z. Phys. C **55**, 25 (1992).
 [5] H. Fritzsch and K.-H. Streng, Phys. Lett. B **77**, 299 (1978).

- [6] R. Barbieri, M. Caffo, and E. Remiddi, Phys. Lett. B **83**, 345 (1979).
- [7] G. T. Bodwin, E. Braaten, and G. P. Lepage, Phys. Rev. D **46**, R1914 (1992).
- [8] G. T. Bodwin, E. Braaten, and G. P. Lepage, Phys. Rev. D **51**, 1125 (1995); **55**, 5853(E) (1997).
- [9] G. T. Bodwin, E. Braaten, D. Kang, and J. Lee, Phys. Rev. D **76**, 054001 (2007).
- [10] G. Viehhauser *et al.*, Nucl. Instrum. Methods Phys. Res., Sect. A **462**, 146 (2001).
- [11] D. Peterson *et al.*, Nucl. Instrum. Methods Phys. Res., Sect. A **478**, 142 (2002).
- [12] M. Artuso *et al.*, Nucl. Instrum. Methods Phys. Res., Sect. A **502**, 91 (2003).
- [13] Y. Kubota *et al.*, Nucl. Instrum. Methods Phys. Res., Sect. A **320**, 66 (1992).
- [14] S. Kopp *et al.* (CLEO Collaboration), Phys. Rev. D **63**, 092001 (2001).
- [15] M. Artuso *et al.* (CLEO Collaboration), Phys. Rev. Lett. **94**, 032001 (2005).
- [16] T. Skwarnicki, Ph.D. thesis, Cracow Institute of Nuclear Physics [Institution Report No. DESY-F31-86-02, 1986]; J. Gaiser, Ph.D. thesis, Stanford University [Institution Report No. SLAC-255, 1982]; R. Lee, Ph.D. thesis, Stanford University [Institution Report No. SLAC-282, 1985].
- [17] This number is based on the work described in M. E. Watkins, Ph.D. thesis, Carnegie Mellon University, 2007 (unpublished), used here with a conservative error; it is also consistent with the predictions of D. Kang, T. Kim, J. Lee, and C. Yu, Phys. Rev. D **76**, 114018 (2007).
- [18] T. Sjöstrand *et al.*, Comput. Phys. Commun. **135**, 238 (2001).
- [19] R. Seuster *et al.* (Belle Collaboration), Phys. Rev. D **73**, 032002 (2006).
- [20] K. Abe *et al.* (Belle Collaboration), Phys. Rev. Lett. **88**, 052001 (2002).
- [21] N. Brambilla, D. Eiras, A. Pineda, J. Soto, and A. Vairo, Phys. Rev. Lett. **88**, 012003 (2001).