

Impact of astrophysical processes on the gamma-ray background from dark matter annihilationsEun-Joo Ahn,^{1,2} Gianfranco Bertone,³ David Merritt,⁴ and Pengjie Zhang⁵¹*Department of Astronomy & Astrophysics and Kavli Institute for Cosmological Physics, The University of Chicago, Chicago, Illinois, USA,**NASA/Fermilab Theoretical Astrophysics Group, Batavia, Illinois, USA*²*Bartol Research Institute, Department of Physics and Astronomy, University of Delaware, Newark, Delaware, USA*³*INFN, Sezione di Padova, Via Marzolo 8, Padova I-35131, Italy*⁴*Department of Physics, Rochester Institute of Technology, Rochester, New York, USA*⁵*Shanghai Astronomical Observatory, Chinese Academy of Science, Shanghai, China, 200030*

(Received 9 March 2007; published 31 July 2007)

We study the impact of astrophysical processes on the gamma-ray background produced by the annihilation of dark matter particles in cosmological halos, with particular attention to the consequences of the formation of supermassive black holes. In scenarios where these objects form adiabatically from the accretion of matter on small seeds, dark matter is first compressed into very dense “spikes,” then its density progressively decreases due to annihilations and scattering off of stellar cusps. With respect to previous analyses, based on nonevolving halos, the predicted annihilation signal is higher and significantly distorted at low energies, reflecting the large contribution to the total flux from unevolved spikes at high redshifts. The peculiar spectral feature arising from the specific redshift distribution of the signal, would discriminate the proposed scenario from more conventional astrophysical explanations. We discuss how this affects the prospects for detection and demonstrate that the gamma-ray background from dark matter (DM) annihilations might be detectable even in the absence of a signal from the Galactic center.

DOI: [10.1103/PhysRevD.76.023517](https://doi.org/10.1103/PhysRevD.76.023517)

PACS numbers: 95.35.+d, 97.60.Lf, 98.62.Gq

I. INTRODUCTION

Indirect dark matter (DM) searches are based on the detection of secondary particles such as gamma rays, neutrinos, and antimatter, produced by the annihilation of DM particles either directly, or through the fragmentation and/or decay of intermediate particles (for recent reviews see Refs. [1–3]).

Among the proposed strategies of indirect detection, searching for a diffuse gamma-ray background produced by the annihilation of DM in all halos at all redshifts appears particularly interesting, because of the useful information that such a signal would provide on the distribution and evolution of dark matter halos [4–6]. Previous calculations have been performed under the hypothesis that the shape of DM profiles does not change with time, a circumstance that led to the conclusion that the prospects of detecting gamma-rays from the Galactic center (GC) are more promising than the gamma-ray background [7]. However, the annihilation signal mainly comes from the innermost regions of the DM halos, i.e. regions where the gravitational potential is dominated by baryons, and where the extrapolation of numerical simulations is most uncertain.

In particular, the strong evidence for supermassive black holes (SMBHs) at the centers of galaxies suggests that the DM profile is inevitably affected by astrophysical processes on scales that cannot be resolved by numerical simulations [8]. The formation of massive black holes (BHs) at the centers of DM halos can significantly modify the DM profile, especially if the process of BH formation happens “adiabatically,” i.e. the formation time scale is

much longer than the dynamical time scale of DM particles around it [9–13]. These so-called *spikes* of DM inevitably interact with stars and other structures in the Universe (e.g. binary black holes), a circumstance that typically leads to a decrease of the DM density, and thus of the annihilation signal [14–17].

In order to detect the enhancement of annihilation radiation from these dense structures, one thus has to look either for spikes where astrophysical processes are less effective, that evolve in regions with low baryonic densities, as in the case of *intermediate-mass black holes* [18], or for the contribution to the gamma-ray background from spikes at high redshift, when the DM enhancements had not yet been depleted by astrophysical processes.

It is therefore important to reanalyze the prospects for detecting the gamma-ray background produced by cosmological DM annihilations, in a self-consistent scenario that takes into account the time-dependent effect of astrophysical processes on the distribution of DM. Here, we first provide a prescription to assign BH masses and stellar cusps to generic halos of any mass and at any redshift. We then follow the formation of spikes around SMBHs at high redshift, and their subsequent disruption due to the interaction with the stellar cusp and to DM annihilations. Finally, we integrate the annihilation signal over all redshifts and all structures and discuss the prospects for detecting the induced gamma-ray background.

The paper is organized as follows: In Sec. II we specify how to assign spikes to cosmological halos of given mass and a given redshift, and how spikes evolve. In Sec. III we calculate the gamma-ray background produced by DM

annihilations in halos of all masses and at all redshifts. Finally in Sec. IV we present our conclusions. We include the description of the halo density profile, its mass distribution, and evolution for the sake of completeness and to allow comparison with existing literature in Sec. II A. Throughout this paper, we assume a flat Λ CDM cosmology with $\Omega_m = 0.3$, $h = 0.65$, spectral index $n = 1$, and $\sigma_8 = 0.9$.

II. ASSIGNING SPIKES TO HALOS

To estimate the effect of BHs on the gamma-ray background produced by DM annihilations, we first need to model the formation and evolution of BHs in halos of given mass and at a given redshift, and to follow the formation of DM spikes, and their subsequent destruction due to scattering off stars and to DM annihilations. Strong constraints on the BH population at all redshifts come from the relationships between DM halo properties and BH masses observed in the local universe, and from the quasar luminosity function. In this section we devise a strategy to assign BH masses to host halos at any redshift, and to calculate the DM distribution in the resulting spikes. Further details on the normalization of DM halos, and on their cosmological evolution, can be found in the appendix.

A. SMBH formation

In Λ CDM cosmologies, DM halos ($\sim 10^8 M_\odot$) begin to form at large redshifts ($z \sim 20$) and subsequently grow through mergers, while stars form from gas that falls into the halo potential wells. At some point, SMBHs form from the stars and gas at the centers of the halos. Exactly how this occurs is not clear. However, the luminosity function of quasars as a function of redshift traces the accretion history of these BHs [19], suggesting that BHs grew significantly, by accretion, from their initial seeds, with large mass-to-energy conversion efficiency [20–22]. An estimate of the average growth history of BHs presented in Ref. [22], suggests that the redshift by which BHs have reached 50% of their current mass, varies with the BH mass, ranging from $z > 2$, for BHs more massive than $10^{10} M_\odot$, to $z < 1$ for BH masses below $10^6 M_\odot$. We adopt here a simplified approach, where *all* BHs were already in place at a characteristic redshift of formation $z = z_{\text{BH}}$, and will discuss the dependence of our results on z_{BH} .

In the local universe, tight empirical relations are observed between SMBH mass and the mass of the DM halo [23] and the luminosity [24] and velocity dispersion [25] of the stellar component. Based on these results, we adopted the following prescription for assigning SMBHs to halos:

- (1) The local correlation between SMBH and halo mass [23] is used to calculate the mass of the SMBH (M_{SMBH}) lying in a halo of mass M at $z = 0$.
- (2) A SMBH with this mass is placed in the progenitor of this halo at $z = z_{\text{BH}}$.

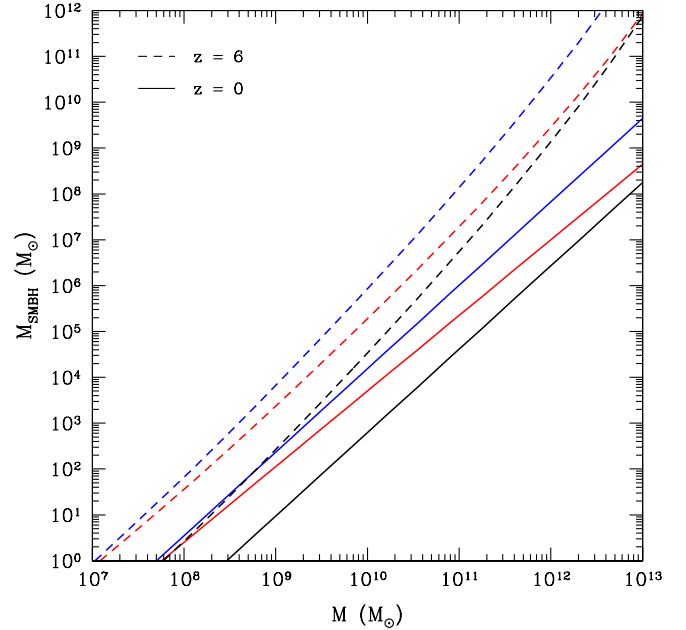


FIG. 1 (color online). M_{SMBH} as a function of the host halo mass M at $z = 6$ (dashed lines) and $z = 0$ (solid lines). The three relations in Eq. (1) (a)–(c) are shown from bottom to top for both redshifts.

- (3) The halo is evolved from redshift z_{BH} to 0 [26], while leaving M_{SMBH} fixed.

Based on Ref. [23], we considered the following relations between M_{SMBH} and M at $z = 0$:

$$\frac{M_{\text{SMBH}}}{10^8 M_\odot} = \begin{cases} 0.027(M_{12,0})^{1.82} & (a) \\ 0.10(M_{12,0})^{1.65} & (b), \\ 0.67(M_{12,0})^{1.82} & (c) \end{cases} \quad (1)$$

where $M_{12,0} \equiv M(z=0)/10^{12} M_\odot$. The differences reflect different assumptions between the virial radius r_v and the circular velocity. Figure 1 shows the above three relations between M_{SMBH} and M . The M_{SMBH} obtained at $z = 0$ is subsequently placed in halos at $z = z_{\text{BH}}$. For a fixed halo mass, SMBH at $z = 0$ is less massive than SMBH at $z = 6$. This is because the halos at $z = 6$ would have evolved to a more massive halo by $z = 0$, where the M_{SMBH} is determined.

B. Formation and evolution of DM spikes

The growth of SMBHs inevitably affects the surrounding distribution of DM. In fact, it can be shown that the adiabatic growth of a massive object at the center of a power-law distribution of matter with index γ_c , induces a redistribution of matter into a new, steeper, power-law with index $\gamma_{\text{sp}} = 2 + 1/(4 - \gamma_c)$ [9–13]. Such a DM enhancement is usually referred to as a “spike.” For the widely adopted Navarro, Frenk, and White (NFW) profile (see the appendix for further comments and references), $\gamma_c = 1$, and the spike profile, immediately after its formation (i.e.

at $t = t_f$, the time when the spike is formed), can be expressed as

$$\rho_{\text{sp}}(r, 0) = \rho(r_{b,0}) \left(\frac{r}{r_{b,0}} \right)^{-7/3} \quad (2)$$

inside a region of size $r_{b,0} \approx 0.2r_h$ [27], where r_h is the radius of gravitational influence of the SMBH that is defined as

$$r_h \equiv \frac{GM_{\text{SMBH}}}{\sigma^2}, \quad (3)$$

where G is Newton's constant and σ the one-dimensional velocity dispersion. M_{SMBH} can be related to σ through the empirical relation [25]

$$\frac{M_{\text{SMBH}}}{10^8 M_\odot} = (1.66 \pm 0.24) \left(\frac{\sigma}{200 \text{ km s}^{-1}} \right)^{4.86 \pm 0.43}. \quad (4)$$

Equation (4) is known to be valid for SMBHs in the mass range $10^{6.5} M_\odot \leq M_{\text{SMBH}} \leq 10^{9.5} M_\odot$ and may extend to higher and lower masses [25].

Once the spike is formed, several particle physics and astrophysical effects tend to destroy it (e.g. [14–17]). Here we focus on the gravitational interaction between DM and stars near the SMBH, which causes a damping of the spike, and on self-annihilation of DM near the SMBH, which decreases the maximum density of the spike.

The DM and baryons gravitationally interact with each other. Stars in galactic nuclei have much larger kinetic energies than DM particles, and gravitational encounters between the two populations tend to drive them toward mutual equipartition. DM is thus heated up, dampening the spike while maintaining roughly the same shape of the density profile. Based on the results in Refs. [15,16], we adopted the following approximate expression for the decay of the spike intensity with time:

$$\rho(r, t) \approx \rho(r, 0) \kappa; \quad \kappa \equiv e^{-\tau/2}, \quad (5)$$

where τ is the time since spike formation in units of the heating time T_{heat} [15]

$$T_{\text{heat}} = 1.25 \text{ Gyr} \times \left(\frac{M_{\text{SMBH}}}{3 \times 10^6 M_\odot} \right)^{1/2} \left(\frac{r_h}{2 \text{ pc}} \right)^{3/2} \left(\frac{M_\odot}{\tilde{m}_\star} \right) \times \left(\frac{15}{\ln \Lambda} \right). \quad (6)$$

\tilde{m}_\star is the effective stellar mass, and is equal to $\sim 1.8 M_\odot$ assuming a Salpeter mass function and $0.08 M_\odot \leq m_\star \leq 20 M_\odot$. $\ln \Lambda = \ln(0.4N)$, with $N \approx 6 \times 10^6$ the number of stars within r_h for our Milky Way Galaxy. Although r_h is a function of M_{SMBH} , we approximate $\ln \Lambda$ to be constant as T_{heat} dependence on N is logarithmic.

The size of the spike decreases, with respect to the initial value $r_{b,0}$, with time

$$r_b(t) = \kappa^\delta r_{b,0}, \quad \delta \equiv (\gamma_{\text{sp}} - \gamma_c)^{-1}. \quad (7)$$

The spike density profile is thus given as

$$\rho_{\text{sp}}(r, t) = \rho_{\text{sp},0} \kappa^\epsilon \left(\frac{r}{r_b} \right)^{-\gamma_{\text{sp}}}, \quad \epsilon \equiv \gamma_c / (\gamma_c - \gamma_{\text{sp}}). \quad (8)$$

Figure 2 shows the spike evolution under the effect of DM interaction with baryons, assuming $z_{\text{BH}} = 6$ for different halo masses. The spike parameters are shown in units of the halo reference radius (defined in Sec. II A), so that $x_b \equiv r_b/r_0$ and $x_{b,0} \equiv r_{b,0}/r_0$. It can be seen that spikes formed in very massive halos are not affected by heating from the baryons, whereas those in less massive halos quickly dissipate. Hence low mass halos give negligible contribution to the gamma-ray signal.

A robust lower limit on the size of the spike is provided by the last stable orbit (r_{lsO}) of a test particle around the SMBH. However, annihilation itself sets an upper limit on the DM density. The evolution equation of DM particles at radius r and time t is

$$\dot{n}_{\text{sp}}(r, t) = -\langle \sigma v \rangle n_{\text{sp}}(r, t)^2, \quad (9)$$

where the dot denotes a time derivative. Although this expression is correct for circular orbits, a more sophisticated approach would take into account the eccentricities of orbits, and would start from the single-particle distribution function $f(E, L)$ describing the DM particles, where E and L are the energy and angular momentum per unit mass, respectively, and compute orbit-averaged annihilation rates. Such a calculation has apparently never been carried out and is beyond the scope of this paper. Under the

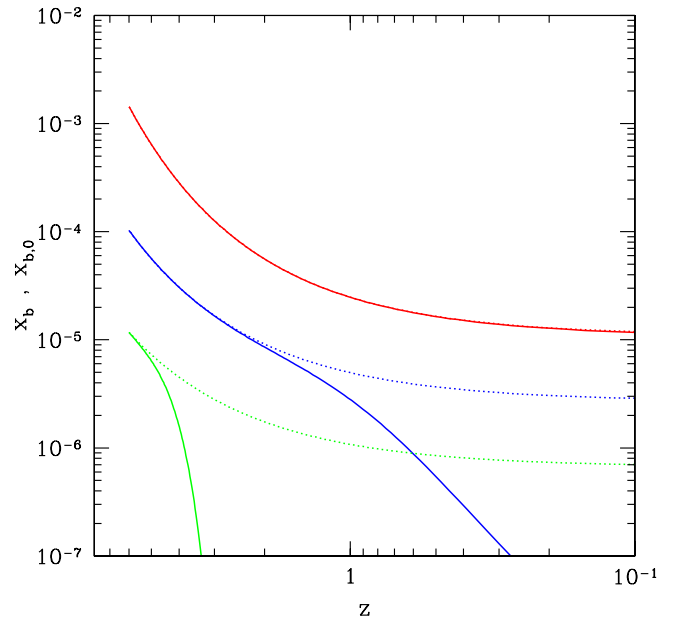


FIG. 2 (color online). Redshift evolution of the spike parameters x_b (solid lines) and $x_{b,0}$ (dotted lines), for various halo masses: $M_h(z_{\text{BH}}) = 10^{13}, 10^{12}, 10^{11} M_\odot$ from top to bottom (red, blue, green), and assuming $z_{\text{BH}} = 6$.

assumption of circular orbits, one finds that the maximum number density at a given time t can be expressed as

$$n_{\text{sp}}(r, t) = \frac{n_{\text{sp}}(r, t_f)}{1 + n_{\text{sp}}(r, t_f)(t - t_f)\langle\sigma v\rangle}. \quad (10)$$

This is usually simplified to obtain a maximum density

$$\rho_{\text{pl}}(t) \approx \frac{m_\chi}{\langle\sigma v\rangle} \frac{1}{(t - t_f)}. \quad (11)$$

The radius where ρ_{sp} reaches this value, denoted as r_p , can be calculated by inserting Eq. (8) into the above equation. The maximum allowed density decreases with time due to self-annihilation and a plateau of constant density forms from r_p down to r_{iso} . As r_{min} is larger than r_{iso} , except for very massive halos, the fully evolving spike density profile is given as

$$\rho_{\text{sp}}(r, t) = \begin{cases} \rho_{\text{pl}}(t) & (r_{\text{iso}} < r \leq r_p) \\ \rho_{\text{sp},0} \kappa \epsilon \left(\frac{r}{r_b}\right)^{-\gamma_{\text{sp}}} & (r_p < r) \end{cases}. \quad (12)$$

Figure 3 shows the density profile of an evolving spike which has formed at $z_{\text{BH}} = 6$. Note that the evolution of the halo itself has not been taken into account and the halo

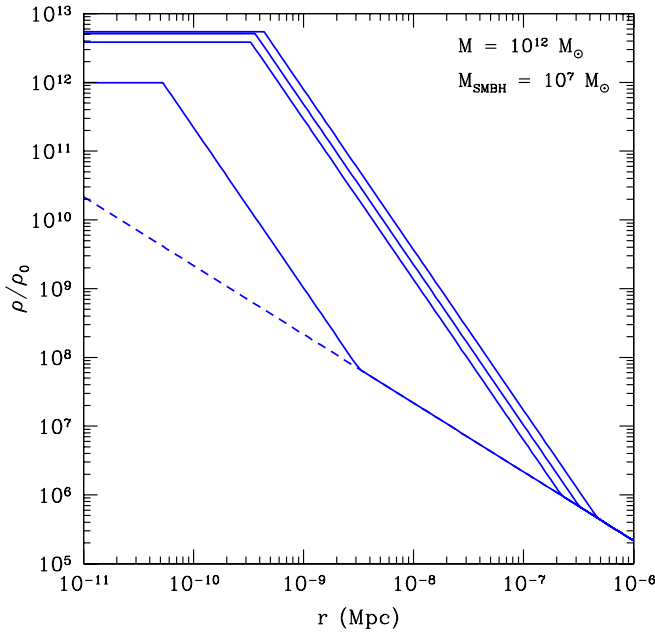


FIG. 3 (color online). Density profile of an evolving spike. Halo and SMBH mass are fixed at $10^{12}M_\odot$ and 10^7M_\odot , respectively, at all redshifts, and $z_{\text{BH}} = 6$. The dashed line is the halo profile, and solid lines are the spike profile in various stages of evolution. Spikes are plotted at $\tau = 1, 2, 3$, and ≈ 14 ($z = 0$), from right to left (in order of decreasing size). The spike becomes prominent at $r_b(t)$, which decreases with time due to DM-baryon scattering. Self-annihilation of DM causes the maximum spike density value of ρ_{pl} to decrease with time. A constant density of DM with value ρ_{pl} is maintained from r_p to the last stable orbit ($\sim 10^{-12}$ Mpc).

and SMBH mass are fixed to $10^{12}M_\odot$ and 10^7M_\odot , respectively, at all redshifts in order to show only the changes due to the evolving spike. The halo profile is plotted in a dashed line and the spike profiles at various τ s are plotted in solid lines. The DM profile is divided into three regions; a plateau with magnitude ρ_{pl} from r_{iso} to r_p , the prominent spike that scales as $r \sim r^{-\gamma_{\text{sp}}}$ from r_p to r_b , and the prominent halo with $r \sim r^{-\gamma_c}$ from r_b to r_v . Numerical computations, such as Ref. [16] which has been calculated for our Galaxy, show the same features but with a smoother transition at r_b .

It is convenient to express $\rho_{\text{sp},0}$ in terms of r_0 and ρ_0 , thus of halo mass. Given the halo mass M , one can obtain r_v from Eq. (A1) and r_0 from the definition of c of Eq. (A6). It should be noted that r_0 is not a constant but varies with z and M . Similarly, ρ_0 , which is also dependent on z and M , is obtained by solving

$$M = 4\pi \int_0^{r_v} dr r^2 \rho_h(r). \quad (13)$$

The reference spike density $\rho_{\text{sp},0}$ is normalized by the halo density at $r = r_{b,0}$ and $\tau = 0$. For a NFW halo this gives

$$\rho_{\text{sp},0} = \frac{\rho_0}{x_{b,0}(1 + x_{b,0})^2}, \quad (14)$$

where $x_{b,0} \equiv r_{b,0}/r_0$, thus

$$\rho_{\text{sp}}(x) = \rho_0 \frac{x_{b,0}^{\gamma_{\text{sp}}-1}}{(1 + x_{b,0})^2} \kappa x^{-\gamma_{\text{sp}}}. \quad (15)$$

The expression of the total density profile depends on the redshift and radius. The total density profile is given as follows:

$$\rho_{\text{tot}} = \begin{cases} \rho_h(r) & (z > z_{\text{BH}}) \\ \rho_h(r) & (z \leq z_{\text{BH}}, r > r_b) \\ \rho_h(r) + \rho_{\text{sp}}(r, t) \approx \rho_{\text{sp}}(r, t) & (z \leq z_{\text{BH}}, r \leq r_b) \end{cases}. \quad (16)$$

III. GAMMA-RAY BACKGROUND FROM DM ANNIHILATIONS

The contribution of DM annihilations to the gamma-ray background flux Φ can be expressed as [4]

$$\Phi(E) = \frac{c}{4\pi H_0} \frac{1}{2} \frac{\langle\sigma v\rangle}{m_\chi} \left(\frac{\Omega_m \rho_c}{m_\chi}\right)^2 \times \int dz \frac{(1+z)^3}{h(z)} \frac{dN(E_s)}{dE_s} e^{-\tau(z,E)} \zeta(z), \quad (17)$$

where c here is the speed of light, H_0 is the present value of the Hubble parameter, $E_s = E(1+z)$ is the energy emitted at the source, and $h(z) = \sqrt{(1+z)^3 \Omega_m + \Omega_\Lambda}$. To allow an easy comparison with existing literature, we adopt a simple analytic fit to the continuum gamma-ray flux emitted per

annihilation coming from hadronization and π^0 decay [4]

$$\frac{dN(E)}{dE} \approx \frac{0.42}{m_\chi} \frac{e^{-8E/m_\chi}}{(E/m_\chi)^{1.5} + 0.00014}, \quad (18)$$

which is valid for $E \leq m_\chi$. The exponential in the integrand takes into account the effect of gamma-ray absorption due to pair production on background photons. Following [4], we write it as

$$e^{-\tau(z,E)} \approx \exp\left[\frac{-z}{3.3(E/10 \text{ GeV})^{-0.8}}\right]. \quad (19)$$

The dimensionless *flux multiplier* $\zeta(z)$ can be written as the integral over all masses of an auxiliary function $g(M, z)$, weighted by the halo mass function dn/dM , which is typically calculated in the framework of the Press-Schechter or Sheth-Tormen formalisms described in Sec. A 2,

$$\zeta(z) = \int dM \frac{dn}{dM} g(M, z). \quad (20)$$

The auxiliary function $g(M, z)$ is simply the flux multiplier relative to a halo of mass M at redshift z ,

$$g(M, z) = \frac{1}{(\rho_c \Omega_m)^2} \int_V dV \rho^2(r), \quad (21)$$

normalized to the comoving background density squared. V is the halo virial volume, which is a function of redshift, and of the halo mass and concentration (see Eq. (A1)).

The integration over DM spikes requires particular care. Since we are assuming that SMBHs do not evolve after their formation redshift z_{BH} , the halo parameters in the $\zeta(z)$ calculation have to be evaluated at z_{BH} , while the spike evolves with redshift as discussed above. Furthermore, the $M - M_{\text{SMBH}}$ relationship must evidently break down at small masses. Here we have restricted the analysis to spikes produced by BHs with mass $M_{\text{SMBH}} \geq 100M_\odot$, and have verified that the result is insensitive to this lower mass cutoff.

Figure 4 shows the enhancement of the gamma-ray background due to the presence of spikes, compared with the standard calculation (halo only). For the figure, we have focused on the Press-Schechter formalism, but we find similar results for the case of ellipsoidal collapse *à la* Sheth and Tormen. We give an upper limit of $z = 18$ to Eq. (17) and assume that spikes form at $z_{\text{BH}} = 2$. DM parameters $m_\chi = 100 \text{ GeV}$, $\langle\sigma v\rangle = 10^{-26} \text{ cm}^3 \text{ s}^{-1}$ are used in the calculation. All three mass relations between the SMBH and halo of Eq. (1) are shown in the figure, (a) to (c) from bottom to top in solid lines. The diffuse EGRET flux [28] is plotted as a comparison. Enhancement due to the presence of evolving spikes is about \geq order of magnitude. The evolving spike gives the largest enhancement to the overall flux at the lower energy region, while there is

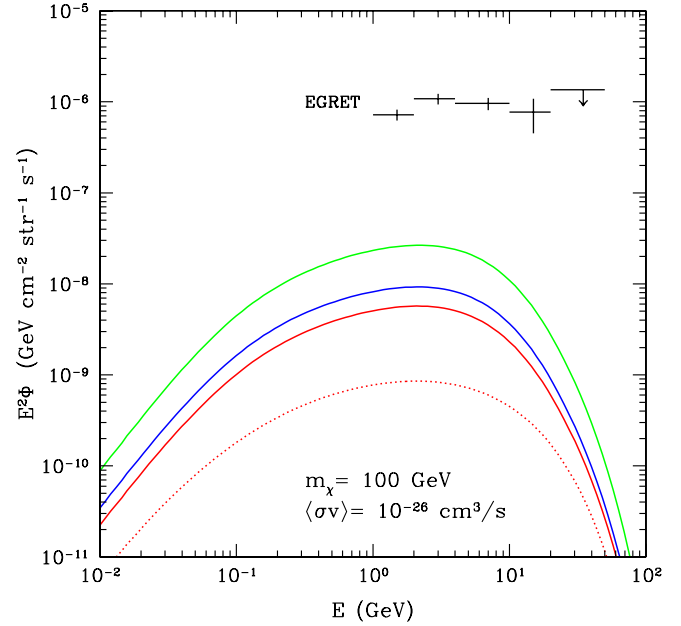


FIG. 4 (color online). Gamma-ray background produced by DM annihilations in DM halos with spikes (solid lines), compared to the halo-only contribution (dotted line). The EGRET diffuse flux limits [28] are shown for comparison. Halos have mass between 10^5 – $10^{14}M_\odot$ and are distributed according to the Press-Schechter formalism. The three expressions in Eq. (1) are used for the $M_{\text{SMBH}}-M$ relation: (a) (red, solid bottom line), (b) (blue, solid middle line), (c) (green, solid top line). The DM parameters adopted are $m_\chi = 100 \text{ GeV}$, $\langle\sigma v\rangle = 10^{-26} \text{ cm}^3 \text{ s}^{-1}$.

little enhancement at high energies close to m_χ . This is expected, as the spikes are most prominent just after formation at z_{BH} , and gamma rays emitted then have been redshifted to lower energies. Except for massive halos, most spikes today have died away and contribute very little to the gamma-ray flux. This also implies that the annihilation signal from the GC is not expected to vary significantly from the case of profiles without spikes.

We also consider a case where gamma rays are emitted from annihilation of neutralinos into two photons. The photon flux is described as a delta function where $dN(E)/dE = b_{\gamma\gamma}\delta(E - m_\chi)$, with $b_{\gamma\gamma} = 0.003$ [4]. Considering only a delta function as the flux source is helpful to understand the enhancement due to the presence of spikes. The spike is expected to give the largest contribution around z_{BH} , which today will be observed as gamma rays with energy lower than m_χ . Figure 5 shows the flux from annihilation into two photons for halo only and halo and spike contributions, and indeed, the largest enhancement comes at low energies. We have again assumed that halos form at $z = 18$ and spikes form at $z_{\text{BH}} = 2$ and used the $M - M_{\text{SMBH}}$ relation Eq. (1) (a). The steep enhancement for the spike's flux at $E \approx 30 \text{ GeV}$ is due to our assumption of having a fixed SMBH formation epoch (z_{BH}) and only using the delta function for the gamma-ray flux.

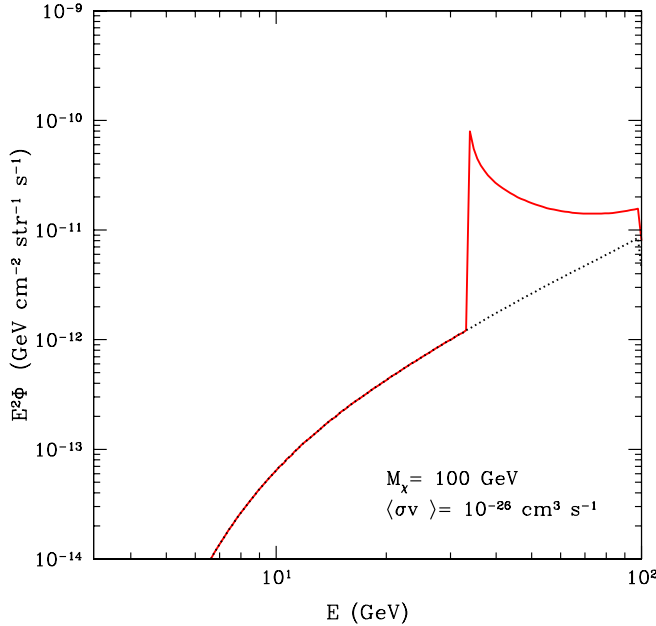


FIG. 5 (color online). Gamma-ray flux due to annihilation of neutralinos into two photons. Halos have mass between 10^5 – $10^{14}M_\odot$ and are distributed according to the Press-Schechter formalism. Flux from halo only are shown in a (black) dotted line, and flux from halo and evolving spike are shown in a (red) solid line. Spikes give the greatest contribution at low energies, i.e. at high redshifts.

To compare with existing literature, we introduce here a “boost factor” b_{\max} defined as in Ref. [7], i.e. $b_{\max} \equiv \min_i[\Phi_{\text{EGRET}}(E_i)/\Phi(E_i)]$, where Φ_{EGRET} is the EGRET flux measurement (Ref. [28] for the diffuse background, and Refs. [29,30] for the GC) relative to the energy bin E_i . We show in Fig. 6 the required boost factor for 3 different

cases: halo only (top solid line), and halo + spike with 2 different assumptions for the $M_{\text{SMBH}}-M$ relation (lower solid lines). The left panel shows a constant $\langle\sigma v\rangle = 10^{-26} \text{ cm}^3 \text{ s}^{-1}$ with varying m_χ and the right panel shows a constant m_χ with varying $\langle\sigma v\rangle$. The boost factor for the GC is also shown as a comparison in dashed lines, where the HESS GC observation [31] has also been considered. As one can see, for the $M_{\text{SMBH}}-M$ relation of Eq. (1) (c), the required boost factor for the gamma-ray background is smaller than for the GC for the most cases. We recall here that the spike contribution scales differently with the particle physics parameters m_χ and $\langle\sigma v\rangle$ with respect to the halo-only case, due to the saturation effects produced by annihilation itself. In order for annihilations to contribute significantly to the observed gamma-ray background, a boost factor of at least 2 orders of magnitude is thus required. This could in principle be achieved by steepening the halo slope in the innermost regions, for e.g. due to adiabatic compression of baryons (see e.g. Ref. [17] and references therein), or to the presence of mini-spikes around intermediate-mass black holes [18,32]. One should however bear in mind that astrophysical sources are expected to provide a significant, possibly dominant, contribution to the background. Furthermore, the estimate of the background measured by EGRET has actually been recently questioned by several authors. We discuss in the next section the uncertainties on the EGRET measurements and on the possible astrophysical interpretation, and in light of these uncertainties, we do not attempt to fit the background with a combination of particle physics and halo models, and limit ourselves to point out the importance of the role played by spikes in the estimates of the DM annihilation contribution to the extragalactic flux.

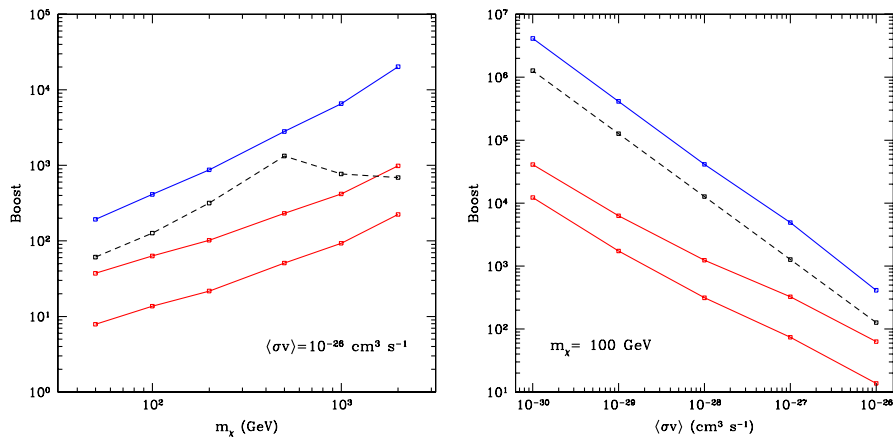


FIG. 6 (color online). Required boost factor to match the EGRET background measurements with DM annihilations, for the halo-only case (top (blue) solid line); halo + spike with $M_{\text{SMBH}}-M$ relation (a) (middle (red) solid line); and halo + spike with $M_{\text{SMBH}}-M$ relation (c) (bottom (red) solid line). Halos have mass between 10^5 – $10^{14}M_\odot$ and are distributed according to the Press-Schechter formalism. Left panel: m_χ varies while the cross section is fixed at $\langle\sigma v\rangle = 10^{-26} \text{ cm}^3 \text{ s}^{-1}$. Right panel: $\langle\sigma v\rangle$ varies with a constant $m_\chi = 100 \text{ GeV}$. For comparison, we show the boost factor relative to the gamma-ray source at the GC (dashed line), using a NFW profile. Both EGRET and HESS observations are used.

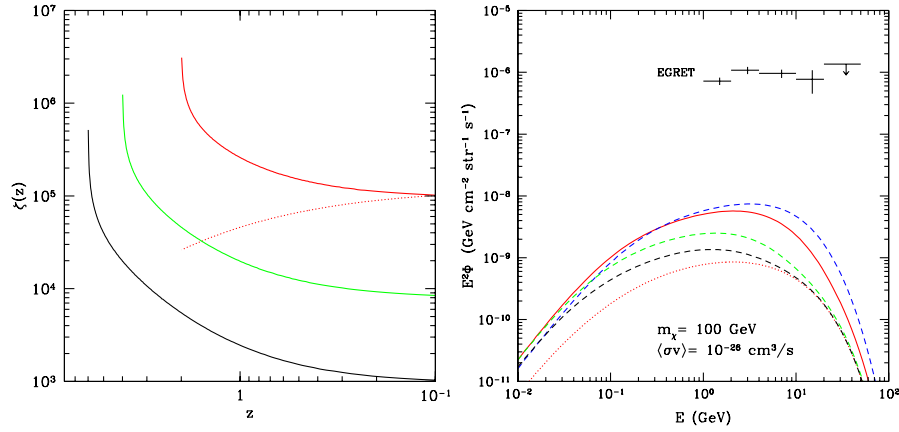


FIG. 7 (color online). Left panel: $\zeta(z)$ for spikes (solid lines), assuming from bottom to top, $z_{\text{BH}} = 6$ (black, bottom line), 4 (green, middle line), 2 (red, top line). The halo ζ_z corresponding to the halo-only contribution is shown for comparison (dotted line). Right panel: Sensitivity of the predicted gamma-ray background to the formation redshift of SMBHs, z_{BH} , compared with $z_{\text{BH}} = 2$ case used in previous figures. The lower dotted line represents the contribution of the halo only, the four upper curves dashed and solid lines indicate the halo + spike contribution for the $M_{\text{SMBH}}-M$ relation (a) with, $z_{\text{BH}} = 6$ (black, bottom dashed line), 4 (green, middle dashed line), 2 (red, solid line), 1 (blue, top dashed line). Halos have mass between 10^5 – $10^{14}M_\odot$ and are distributed according to the Press-Schechter formalism.

In Figs. 4–6 we have assumed a common redshift of formation for all SMBHs. We show in Fig. 7 the dependence of the gamma-ray background on the parameter z_{BH} : the left panel shows the evolution of $\zeta(z)$ (Eq. (20)) for different values of z_{BH} , and the right panel shows the gamma-ray background. Younger spikes give a greater contribution to the gamma-ray background because of a larger $\zeta(z)$. The normalization of the annihilation signal has a slight dependence on z_{BH} , where small z_{BH} values give larger contribution to the gamma-ray flux. This is expected as spikes that formed in earlier epochs evolve away with time.

On the other hand, dependence on halo formation redshift is negligible; changing the upper limit on redshift of Eq. (17) from 18 to 12 brings negligible change for both halo and halo + spike gamma-ray flux. The flux has a small dependence on the maximum halo mass: a $10^{13}M_\odot$ limit lower the flux by $<20\%$. Varying the minimum halo mass brings negligible change.

All calculations so far assumed that spikes never experienced a major merger, which could in principle significantly lower the DM density due to the sourcing effect of binary BHs [33]. To model the effect of galaxy mergers on the annihilation signal, we used the merger tree model of Ref. [26] (Eq. (A18)), and assume that a galaxy merger occurred and its spike destroyed at z_m when its halo mass at z_{BH} doubles, i.e., $M(z_m) = 2M(z_{\text{BH}})$. Figure 8 shows the effect merger has on the gamma-ray signals produced by spikes. The solid lines are the spike + halo contribution without mergers, and the dashed lines are the spike + halo contribution with merger taken into account. The dotted line is the halo contribution only, shown for comparison. Three redshifts are considered, $z_{\text{BH}} = 2, 4, 6$, which gives a $z_m = 0.88, 2.12, 3.37$, respectively. The reason for such

small effect of mergers can be seen from the left panel of Fig. 7; most of the contribution from the spikes come right after its formation. By the time of the merger, most spikes would be already quite small and not give significant contribution to the gamma-ray background.

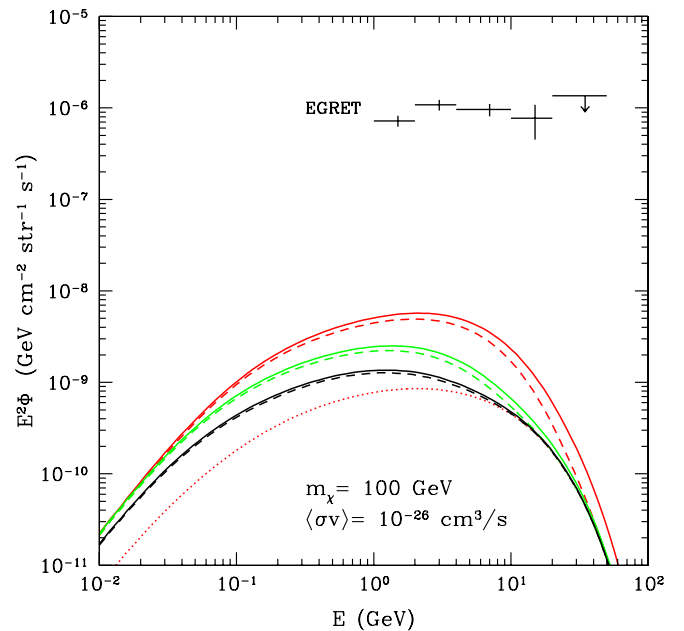


FIG. 8 (color online). Gamma-ray background produced by DM annihilations in spikes including (dashed lines) and neglecting (solid lines) the effect of mergers. Three redshifts of formation have been considered for SMBHs; $z_{\text{BH}} = 2$ (red, top lines), 4 (green, middle lines), 6 (black, lower lines). The dotted line represents the halo contribution. Halos have mass between 10^5 – $10^{14}M_\odot$ and are distributed according to the Press-Schechter formalism.

IV. DISCUSSION AND CONCLUSIONS

Different strategies have been proposed in the literature to search for DM annihilation radiation. One of the most popular targets of indirect DM searches is the GC. The prospects for detecting gamma-rays from DM annihilations at the GC have been discussed extensively in Refs. [34–40] for DM cusps in the framework of different DM candidates, and in Refs. [16,17,41] for the case of a DM spike at the GC. An updated discussion in light of the recent discovery of a point source coincident with the GC, extending to very high energies can be found in Refs. [42–45]. Current data do not allow a convincing interpretation of the gamma-ray emission as due to DM annihilation, while the properties of the gamma-ray emission appear consistent with those expected for an ordinary astrophysical source. However, although the DM interpretation of the gamma-ray source at the GC appears problematic, it can certainly be used in a conservative way to set upper limits on the annihilation signal. Alternatively, one could search for the contribution of DM annihilations to the cosmological gamma-ray background, as discussed in Refs. [4–7,46–48]. The “smoking gun” in this case may come from the peculiar angular power spectrum predicted for this signal [49].

The predicted gamma-ray background is usually compared with the extragalactic emission measured by EGRET [50]. The most convincing interpretation in terms of conventional astrophysical sources invokes a large contribution from unresolved blazars (e.g. Ref. [51]), although this conclusion has been challenged by other authors (e.g. Refs. [52,53]). An additional contribution may arise from inverse Compton scattering of electrons accelerated at shocks during structure formation [54–56], but this process can hardly account for the bulk of the background [57]. The EGRET extragalactic background should however be treated with caution, since it has been *inferred* (not *measured*) by subtracting the estimated Galactic foreground from the high latitude EGRET measurements. In a recent reanalysis of the EGRET data, Kehet *et al.* [58], noticed that the high latitude profile of the gamma-ray data exhibits strong Galactic features and claimed that it is well fit by a simple Galactic model, obtaining an upper limit on the extragalactic background 3 times stronger than previously assumed, and evidence for a much lower flux. In light of the large uncertainties associated with the data and with the contribution of conventional astrophysical sources, we conservatively consider the EGRET estimate as an upper limit to the actual gamma-ray background, and do not attempt to fit the data with an *ad hoc* combination of particle physics and halo properties.

A comparison of the two strategies (GC vs extragalactic background) has been performed in Ref. [7], where it was shown that for ordinary cusps, and, in particular, for an NFW profile, the prospects for detecting gamma rays from the GC are always more promising than for the gamma-ray

background. Here we have shown that the situation changes, if we take into account the formation and evolution of DM spikes, which form due to adiabatic growth of SMBHs at the centers of DM halos. In fact, in this picture a spike inevitably develops also at the center of the Galaxy, but it is rapidly destroyed by the combined effect of DM scattering off stars, and DM annihilations themselves. The enhancement of the annihilation signal is thus negligible [16,17].

We have shown here that the opposite is true for the gamma-ray background. In fact, although all spikes are affected by the very same processes, the signal in this case receives contributions also from halos at high redshift, at a time when astrophysical and particle physics processes did not yet have the time to affect the DM density. As a consequence, the gamma-ray background from DM annihilations receives a substantial boost, so that its detectability is in some scenarios more promising than the case of a gamma-ray source at the GC. An additional reason to consider the gamma-ray background as a valid alternative to GC searches, is that it is sensitive to the average properties of halos, whereas in the GC case one has to deal with a single realization that, as far as we know, may differ significantly from the average, given the significant scatter in the properties of halos observed in numerical simulations, and given the unknown history of the baryons.

Several effects could further boost the annihilation background. One possibility is that DM halos undergo “adiabatic contraction” under the influence of baryons, thus steepening the original DM profile (see e.g. [17] and references therein), a circumstance that would lead to a similar boost of both the background and GC fluxes. Conversely, if mini-spikes of DM around intermediate-mass black holes exist [18,32], this would have dramatic implications for the predicted annihilation background, while leaving practically unchanged the predictions for the GC [59].

ACKNOWLEDGMENTS

We thank S. Ando, P. Natarajan, L. Pieri, G. Sigl, R. Somerville, M. Volonteri, and the anonymous referee for useful comments. The work of E. J. A. was supported in part by NSF PHY-0114422. KICP is a NSF Physics Frontier Center. The work of E. J. A. is now supported by the U.S. Department of Energy under Contract No. DE-FG02 91ER 40626. The work of G. B. and P. J. Z. was supported at an earlier stage of the collaboration by the DOE and NASA Grant No. NAG 5-10842 at Fermilab. G. B. is now supported by the Helmholtz Association of National Research Centres. This research was supported in part by the National Science Foundation under grants No. PHY99-07949, No. AST-0206031, No. AST-0420920, and No. AST-0437519, by the National Aeronautics and Space Administration under Grant

No. NNG04GJ48G, and by the Space Telescope Science Institute under Grant No. HST-AR-09519.01-A to D.M.

APPENDIX A: PROPERTIES OF DM HALOS

We present here our prescription to calculate DM density profiles $\rho_h(r)$, for halos of mass M and redshift z , and the dimensionless flux multiplier $\zeta(z)$, that we used for the calculation of the gamma-ray background. For the sake of completeness, we explicitly write all the ingredients of the calculation, with relevant references, also to allow the comparison with existing literature.

1. Halo density profile

The virial mass M of a DM halo can be expressed in terms of the virial radius r_v as

$$M = \frac{4\pi}{3} r_v^3 \Delta_c \rho_c, \quad (\text{A1})$$

where ρ_c is the critical density and Δ_c is the virial overdensity, that for a flat Λ CDM cosmology can be approximated by [60]

$$\Delta_c = 18\pi^2 + 82(\Omega_m(z) - 1) - 39(\Omega_m(z) - 1)^2. \quad (\text{A2})$$

Here, $\Omega_m(z)$ is the matter density in units of ρ_c .

N -body simulations suggest that the density of DM follows a *universal* profile, usually parametrized as [1,3]

$$\rho_h(r) = \rho_0 \frac{r_0^{\alpha+\beta\gamma}}{r^\alpha (r^\beta + r_0^\beta)^\gamma}, \quad (\text{A3})$$

where ρ_0 and r_0 set the normalization of the density and radius, respectively. We adopt here the so-called NFW profile [61], which can be obtained from the above parametrization with the following choice of parameters $\alpha = \beta = 1$, $\gamma = 2$. In this case, the profile reduces to

$$\rho_{\text{NFW}}(x) = \frac{\rho_0}{x(1+x)^2}, \quad (\text{A4})$$

where $x \equiv r/r_0$. The reference density ρ_0 can be expressed in this case as

$$\rho_0 = \frac{1}{4\pi} \frac{M}{r_0^3} \frac{1}{\ln(1+c) - c/(1+c)}, \quad (\text{A5})$$

where c is an adimensional concentration parameter

$$c \equiv \frac{r_v}{r_0}. \quad (\text{A6})$$

Although subsequent studies have refined the description of DM halos with respect to the NFW profile, and more recent parametrizations of the innermost regions of galactic halos appear better suited to capture the behavior in the small-radii limit (see e.g. [62,63]), we present our results for the NFW profile, which has emerged over the years as a benchmark model for DM annihilation studies. The sce-

nario and prescriptions described here, however, can easily be extended to any DM profile.

A convenient expression for c at redshift z for halo mass $M(z)$ was derived in Ref. [64] from a statistical sample of high-resolution N -body simulations, containing ≈ 5000 halos in the range $10^{11} - 10^{14} M_\odot$:

$$c = \frac{9}{1+z} \left(\frac{M(z)}{M_*(z=0)} \right)^{-0.13}. \quad (\text{A7})$$

The collapse mass $M_*(z)$ defines the mass that collapses to form at halo at redshift z . For Λ CDM cosmology, $M_*(z=0) \approx 1.5 \times 10^{13} h^{-1} M_\odot$. A detailed way of obtaining M_* is described in Sec. A3. Concentration parameters of halos less massive than $\sim 10^{10} M_{\text{sun}}$ have not been robustly measured in N -body simulations, due to the required mass and force resolution. For concreteness, we assume Eq. (A7) to apply for any halos. The validity of extrapolating Eq. (A7) to small halos should be tested against future simulations.

2. Halo mass distribution

In this subsection, we discuss another key ingredient for the calculation of the cosmological annihilation flux. We need now to specify the mass function of DM halos, i.e. the number of objects of given mass M . The mass function of halos are expressed in a universal form [65]

$$\frac{dn}{dM} = \frac{\rho_M}{M} \frac{d\nu}{dM} f(\nu), \quad (\text{A8})$$

where $\rho_M = \rho_c \Omega_M$ is the comoving matter (background) density and a new variable ν is defined

$$\nu \equiv \frac{1.686}{D(z)\sigma(M)}. \quad (\text{A9})$$

The linear equivalent of the overdensity at collapse for spherical collapse model is 1.686, $\sigma(M)$ is the rms density fluctuation in a sphere with mass M , and $D(z)$ is the linear density growth rate.

In this way, $f(\nu)$ for spherical collapse is expressed as

$$f(\nu) = \sqrt{\frac{2}{\pi}} e^{-\nu^2/2}. \quad (\text{A10})$$

A better fit to number density of halos can be obtained with the ellipsoidal collapse model derived by Sheth and Tormen [66];

$$f(\nu) = A\sqrt{a} \left(1 + \frac{1}{\nu^{2q}} \right) \sqrt{\frac{2}{\pi}} e^{-\nu^2/2}, \quad (\text{A11})$$

where $\nu' = \sqrt{a}\nu$. Numerical fits to simulations give $a = 0.707$, $p = 0.3$ [67], and A is obtained by normalizing $f(\nu)$.

$\sigma(M)$ is related to the power spectrum $P(k)$ by

$$\sigma(M)^2 \propto \int d^3k \tilde{W}(kR)^2 P(k), \quad (\text{A12})$$

where k is the wave number and $\tilde{W}(kR)$ is the filter function with R being the radius enclosing mass M . We choose a top-hat function for $\tilde{W}(kR)$;

$$\tilde{W}(y) = \frac{3}{y^3} (\sin y - y \cos y). \quad (\text{A13})$$

We adopt here a power spectrum

$$P(k) \propto k^n T(k)^2, \quad (\text{A14})$$

where the Bardeen-Bond-Kaiser-Szalay (BBKS) transfer function [68] is used for $T(k)$:

$$T(k) = \frac{\ln(1 + 2.34q)}{2.34q} [1 + 3.89q + (16.1q)^2 + (5.46q)^3 + (6.71q^4)^{-1/4}], \quad (\text{A15})$$

with $q \equiv k/(\Omega_m h^2)$ (Mpc). $P(k)$ and $\sigma(M)$ are normalized by simulating $\sigma(M)$ in spheres of $R = 8/h$ Mpc, commonly known as σ_8 . We use $\sigma_8 = 0.9$ from the concordance model.

Finally, we provide an expression for the linear growth rate $D(z)$ [69], which can be expressed as

$$D(z) = \frac{1}{1+z} \frac{g(z)}{g(0)}, \quad (\text{A16})$$

where

$$g(z) = \frac{5}{2} \Omega_m(z) \times \left[\Omega_m(z)^{4/7} - \Omega_\Lambda + \left(1 + \frac{\Omega_m(z)}{2}\right) \left(1 + \frac{\Omega_\Lambda}{70}\right) \right]^{-1}. \quad (\text{A17})$$

3. Evolution of halos

In order to assign the appropriate BH mass to a host halo, we need to evolve back in time the halo mass, and calculate its mass at the redshift of formation of the SMBH. We follow the semianalytic study of halo evolution with merger trees, carried out in Ref. [26], and express the halo mass at z_0 as a function of an earlier redshift z_1

$$M(z_0) = M(z_1) \exp \left[\frac{S}{1+z_c} \left(\frac{1+z_1}{1+z_0} - 1 \right) \right]. \quad (\text{A18})$$

The free parameter S is proportional to the logarithmic slope of accretion rate, $d \log M / da$ where $a = 1/(1+z)$, and is usually set to 2. The collapse redshift z_c is defined according to Ref. [64], where the collapse mass M_\star is a fixed fraction of the halo mass M

$$M_\star(z_c) = fM. \quad (\text{A19})$$

In Λ CDM cosmology, f is typically 0.01. $M_\star(z)$ is defined such that $\sigma(M_\star(z), z) = 1.686$, or equivalently, $\nu = 1$. We solve the above equation to find z_c for each M .

By setting $\nu = 1$, we have

$$D(z_c) = \frac{1.686}{\sigma(M_\star(z_c))} = \frac{1.686}{\sigma(0.01M)}. \quad (\text{A20})$$

Hence z_c is obtained by interpolating the expression $D(z_c)$ of Eq. (A16).

-
- [1] L. Bergstrom, Rep. Prog. Phys. **63**, 793 (2000).
 [2] C. Munoz, Int. J. Mod. Phys. A **19**, 3093 (2004).
 [3] G. Bertone, D. Hooper, and J. Silk, Phys. Rep. **405**, 279 (2005).
 [4] L. Bergstrom, J. Edsjo, and P. Ullio, Phys. Rev. Lett. **87**, 251301 (2001).
 [5] J. E. Taylor and J. Silk, Mon. Not. R. Astron. Soc. **339**, 505 (2003).
 [6] P. Ullio, L. Bergstrom, J. Edsjo, and C. G. Lacey, Phys. Rev. D **66**, 123502 (2002).
 [7] S. Ando, Phys. Rev. Lett. **94**, 171303 (2005).
 [8] D. Merritt, Mem. Soc. Astron. Ital. **77**, 750 (2006).
 [9] P. J. E. Peebles, Astrophys. J. **178**, 371 (1972).
 [10] P. Young, Astrophys. J. **242**, 1232 (1980).
 [11] J. R. Ipser and P. Sikivie, Phys. Rev. D **35**, 3695 (1987).
 [12] G. D. Quinlan, L. Hernquist, and S. Sigurdsson, Astrophys. J. **440**, 554 (1995).
 [13] P. Gondolo and J. Silk, Phys. Rev. Lett. **83**, 1719 (1999).
 [14] P. Ullio, H. Zhao, and M. Kamionkowski, Phys. Rev. D **64**, 043504 (2001).
 [15] D. Merritt, Phys. Rev. Lett. **92**, 201304 (2004).
 [16] G. Bertone and D. Merritt, Phys. Rev. D **72**, 103502 (2005).
 [17] G. Bertone and D. Merritt, Mod. Phys. Lett. A **20**, 1021 (2005).
 [18] G. Bertone, A. R. Zentner, and J. Silk, Phys. Rev. D **72**, 103517 (2005).
 [19] A. Soltan, Mon. Not. R. Astron. Soc. **200**, 115 (1982).
 [20] Q.-j. Yu and S. Tremaine, Mon. Not. R. Astron. Soc. **335**, 965 (2002).
 [21] M. Elvis, G. Risaliti, and G. Zamorani, arXiv:astro-ph/0112413.
 [22] A. Marconi *et al.*, Mon. Not. R. Astron. Soc. **351**, 169 (2004).
 [23] L. Ferrarese, Astrophys. J. **578**, 90 (2002).
 [24] A. Marconi and L. K. Hunt, Astrophys. J. **589**, L21 (2003).
 [25] L. Ferrarese and H. Ford, Space Sci. Rev. **116**, 523 (2005).
 [26] R. H. Wechsler, J. S. Bullock, J. R. Primack, A. V. Kravtsov, and A. Dekel, Astrophys. J. **568**, 52 (2002).
 [27] D. Merritt and A. Szell, Astrophys. J. **648**, 890 (2006).

- [28] A. W. Strong, I. V. Moskalenko, and O. Reimer, *Astrophys. J.* **613**, 956 (2004).
- [29] H. A. Mayer-Hasselwander *et al.*, *Astron. Astrophys.* **335**, 161 (1998).
- [30] R. C. Hartman *et al.* (EGRET Collaboration), *Astrophys. J. Suppl. Ser.* **123**, 79 (1999).
- [31] F. Aharonian *et al.* (HESS Collaboration), *Astron. Astrophys.* **425**, L13 (2004).
- [32] G. Bertone, *Phys. Rev. D* **73**, 103519 (2006).
- [33] D. Merritt, M. Milosavljević, L. Verde, and R. Jimenez, *Phys. Rev. Lett.* **88**, 191301 (2002).
- [34] A. Bouquet, P. Salati, and J. Silk, *Phys. Rev. D* **40**, 3168 (1989).
- [35] F. W. Stecker, *Phys. Lett. B* **201**, 529 (1988).
- [36] V. Berezhinsky, A. Bottino, and G. Mignola, *Phys. Lett. B* **325**, 136 (1994).
- [37] L. Bergstrom, P. Ullio, and J. H. Buckley, *Astropart. Phys.* **9**, 137 (1998).
- [38] A. Cesarini, F. Fucito, A. Lionetto, A. Morselli, and P. Ullio, *Astropart. Phys.* **21**, 267 (2004).
- [39] G. Bertone, G. Servant, and G. Sigl, *Phys. Rev. D* **68**, 044008 (2003).
- [40] H.-C. Cheng, J. L. Feng, and K. T. Matchev, *Phys. Rev. Lett.* **89**, 211301 (2002).
- [41] G. Bertone, G. Sigl, and J. Silk, *Mon. Not. R. Astron. Soc.* **337**, 98 (2002).
- [42] D. Hooper, I. de la Calle Perez, J. Silk, F. Ferrer, and S. Sarkar, *J. Cosmol. Astropart. Phys.* 09 (2004) 002.
- [43] S. Profumo, *Phys. Rev. D* **72**, 103521 (2005).
- [44] Y. Mambrini, C. Munoz, E. Nezri, and F. Prada, *J. Cosmol. Astropart. Phys.* 01 (2006) 010.
- [45] G. Zaharijas and D. Hooper, *Phys. Rev. D* **73**, 103501 (2006).
- [46] D. Elsaesser and K. Mannheim, *Astropart. Phys.* **22**, 65 (2004).
- [47] D. Elsaesser and K. Mannheim, *Phys. Rev. Lett.* **94**, 171302 (2005).
- [48] T. Oda, T. Totani, and M. Nagashima, *Astrophys. J.* **633**, L65 (2005).
- [49] S. Ando and E. Komatsu, *Phys. Rev. D* **73**, 023521 (2006).
- [50] P. Sreekumar *et al.* (EGRET Collaboration), *Astrophys. J.* **494**, 523 (1998).
- [51] F. W. Stecker and M. H. Salamon, *Astrophys. J.* **464**, 600 (1996).
- [52] R. Mukherjee and J. Chiang, *Astropart. Phys.* **11**, 213 (1999).
- [53] A. Mücke and M. Pohl, *Mon. Not. R. Astron. Soc.* **312**, 177 (2000).
- [54] S. Colafrancesco and P. Blasi, *Astropart. Phys.* **9**, 227 (1998).
- [55] T. Totani and T. Kitayama, *Astrophys. J.* **545**, 572 (2000).
- [56] A. Loeb and E. Waxman, *Nature (London)* **405**, 156 (2000).
- [57] S. Gabici and P. Blasi, *Astropart. Phys.* **19**, 679 (2003).
- [58] U. Keshet, E. Waxman, and A. Loeb, *J. Cosmol. Astropart. Phys.* 04 (2004) 006.
- [59] S. Horiuchi and S. Ando, *Phys. Rev. D* **74**, 103504 (2006).
- [60] G. L. Bryan and M. L. Norman, *Astrophys. J.* **495**, 80 (1998).
- [61] J. F. Navarro, C. S. Frenk, and S. D. M. White, *Astrophys. J.* **490**, 493 (1997).
- [62] J. F. Navarro *et al.*, *Mon. Not. R. Astron. Soc.* **349**, 1039 (2004).
- [63] D. Reed *et al.*, *Mon. Not. R. Astron. Soc.* **357**, 82 (2005).
- [64] J. S. Bullock *et al.*, *Mon. Not. R. Astron. Soc.* **321**, 559 (2001).
- [65] W. H. Press and P. Schechter, *Astrophys. J.* **187**, 425 (1974).
- [66] R. K. Sheth, H. J. Mo, and G. Tormen, *Mon. Not. R. Astron. Soc.* **323**, 1 (2001).
- [67] A. Jenkins *et al.* (Virgo Consortium), *Astrophys. J.* **499**, 20 (1998).
- [68] J. M. Bardeen, J. R. Bond, N. Kaiser, and A. S. Szalay, *Astrophys. J.* **304**, 15 (1986).
- [69] S. M. Carroll, W. H. Press, and E. L. Turner, *Annu. Rev. Astron. Astrophys.* **30**, 499 (1992).