

Matter density perturbations in interacting quintessence modelsGermań Olivares,^{1,*} Fernando Atrio-Barandela,^{2,†,‡} and Diego Pavón^{1,§}¹*Departamento de Física, Universidad Autónoma de Barcelona, Barcelona, Spain*²*Department of Physics and Astronomy, University of Pennsylvania, Philadelphia, Pennsylvania 19104, USA*

(Received 28 May 2006; published 16 August 2006)

Models with dark energy decaying into dark matter have been proposed to solve the coincidence problem in cosmology. We study the effect of such coupling in the matter power spectrum. Because of the interaction, the growth of matter density perturbations during the radiation dominated regime is slower compared to noninteracting models with the same ratio of dark matter to dark energy today. This effect introduces a damping on the power spectrum at small scales proportional to the strength of the interaction, c^2 , and similar to the effect generated by ultrarelativistic neutrinos. The interaction also shifts matter-radiation equality to larger scales. We compare the matter power spectrum of interacting quintessence models with the measurements of the 2-degree field galaxy redshift survey (2dFGRS). The data are insensitive to values of $c^2 \leq 10^{-3}$ but strongly constrain larger values. We particularize our study to models that during radiation domination have a constant dark matter to dark energy ratio.

DOI: [10.1103/PhysRevD.74.043521](https://doi.org/10.1103/PhysRevD.74.043521)

PACS numbers: 98.80.Bp, 98.80.Jk, 98.80.Es

I. INTRODUCTION

Observations of high redshift supernovae [1], temperature anisotropies of the cosmic background radiation [2,3], matter power spectrum [4,5], and the integrated Sachs-Wolfe signal [6] indicate that the Universe is currently undergoing a phase of accelerated expansion [7]. A cosmological constant, Λ , is frequently invoked as the most natural candidate to drive this acceleration. However, this choice is rather problematic. First, the observed Λ value falls by many orders of magnitude below the prediction of quantum field theories [8]. Second, it is hard to understand why precisely today the vacuum energy density is of the same order of magnitude as that of matter. This remarkable fact, known as the “coincidence problem” [9], lacks a fully convincing theoretical explanation.

Models based on at least two matter components (baryonic and dark) and one dark energy component (with a high negative pressure) have been suggested to explain the accelerated rate of expansion and simultaneously alleviate the coincidence problem [10,11]. Further, coupling between dark matter (DM) and dark energy (DE) has been suggested as a possible explanation for the coincidence problem [12,13]. In particular, the interacting quintessence models of Refs. [11,12] require the ratio of matter and dark energy densities to be constant at late times. The coupling between matter and quintessence is either motivated by high energy particle physics considerations [12] or is constructed by requiring the final matter to dark energy ratio to be stable against perturbations [14–16]. The nature of both DM and DE being unknown, there is no physical argument to exclude their interaction. On the contrary, arguments in

favor of such interaction have been suggested [17], and more recently they have been extended to include neutrinos [18]. As a result of the interaction, the matter density drops with the scale factor $a(t)$ of the Friedmann-Robertson-Walker metric more slowly than a^{-3} . The interacting quintessence model studied in the literature have been found to agree with observations of WMAP (Wilkinson Microwave Anisotropy Probe) data and supernovae [19], but they require values of cosmological parameters different from those of WMAP (first-year) concordance model. Observations of the large scale structure also can be used to constrain models. Recent data includes the Sloan Digital Sky Survey (SDSS) [4] and 2-degree field galaxy redshift survey (2dFGRS) [5] measurements of the matter power spectrum. The analysis of 2dFGRS showed discrepancies with WMAP first-year data but is in much closer agreement than SDSS with the results of WMAP third-year data [2].

Currently, there is no compelling evidence for DM-DE interaction [20] and its (non)existence must be decided observationally. It has been suggested that the skewness of the large scale matter distribution is a sensitive parameter to determine the difference in the clustering of baryons and dark matter resulting from the interaction [21]. In this paper we shall study the effect of the interaction on the evolution of matter density perturbations during the radiation dominated period. The evolution of matter and radiation density perturbations provides powerful tools to constrain the physics of the dark sector [22]. We will show how the shape of the matter power spectrum can be a directly related with the interaction and we will use the matter power spectrum measured by the 2dFGRS to set constraints on the interaction. The outline of the paper is as follows: In Sec. II, we present a brief summary of the interacting quintessence model (IQM, hereafter). In Sec. III we describe the evolution of matter and radiation perturbations in models with dark matter and dark energy.

*Electronic address address: german.olivares@uab.es†Electronic address: atrio@usal.es

‡On sabbatical leave from Departamento de Física Fundamental, Universidad de Salamanca, Spain.

§Electronic address: diego.pavon@uab.es

In Sec. IV we discuss some analytical solutions, and in Sec. V we show how the slope of a scale-invariant matter density perturbations has less power on small scales than noninteracting models. In Sec. VI we describe the results of Monte Carlo Markov chains constructed to compare the model with the observations. Finally, Sec. VII summarizes our main results and conclusions.

II. THE INTERACTING QUINTESSENCE MODEL

Most cosmological models implicitly assume that matter and dark energy interact only gravitationally. In the absence of an underlying symmetry that would suppress a matter-dark energy coupling (or interaction) there is no *a priori* reason for dismissing it. Cosmological models in which dark energy and matter do not evolve separately but interact with one another were first introduced to justify the small value of the cosmological constant [23]. Recently, various proposals at the fundamental level, including field Lagrangians, have been advanced to account for the coupling [24]. Scalar field Lagrangians coupled to matter generically do not generate scaling solutions with a long enough dark matter dominated period as required by structure formation [25]. The phenomenological model we will be considering was constructed to account for late acceleration in the framework of Einstein relativity and to significantly alleviate the aforesaid coincidence problem [14,15] and escapes the limits imposed by [25]. Here we shall describe its main features. For further details see Refs. [11,15,26].

The model considers a spatially flat Friedmann-Robertson-Walker universe filled with radiation, baryons, dark matter (subscript c) and dark energy (subscript x). Its key assumption is that dark matter and dark energy are coupled by a term $Q = 3Hc^2(\rho_c + \rho_x)$ that gauges the transfer of energy from the dark energy ρ_x to the dark matter ρ_c . The quantity c^2 is a small dimensionless constant that measures the strength of the interaction, and $H = a^{-1}da/dt$ is the Hubble function. To satisfy the severe constraints imposed by local gravity experiments [10,27], baryons and radiation couple to the other energy components only through gravity. Thus, the energy balance equations for dark matter and dark energy take the form

$$\frac{d\rho_c}{dt} + 3H\rho_c = Q, \quad \frac{d\rho_x}{dt} + 3H(1 + w_x)\rho_x = -Q, \quad (1)$$

where $w_x = p_x/\rho_x < -1/3$ is the equation of state parameter of the dark energy fluid.

Our ansatz for Q guarantees that the ratio between energy densities $r \equiv \rho_c/\rho_x$ tends to a fixed value at late times. This can be seen by studying the evolution of r which is governed by

$$\frac{dr}{dt} = -3\Gamma Hr, \quad \Gamma = -w_x - c^2 \frac{(\rho_c + \rho_x)^2}{\rho_c \rho_x}. \quad (2)$$

The stationary solutions of Eq. (2) follow from solving $r_s \Gamma(r_s) = 0$. When w_x is a constant these solutions are given by the roots of the quadratic expression

$$r_s^\pm = -1 + 2b \pm 2\sqrt{b(b-1)}, \quad b = -\frac{w_x}{4c^2} > 1. \quad (3)$$

As it can be checked by slightly perturbing Eq. (2), the stationary r_s^+ solution is unstable while r_s^- is stable. The general solution of Eq. (2) can be written as

$$r(x) = \frac{r_s^- + x r_s^+}{1 + x}, \quad (4)$$

where $x = (a/a_0)^{-\lambda}$ with $\lambda \equiv 12c^2\sqrt{b(b-1)}$. In the range $r_s^- < r < r_s^+$ $r(x)$ is a monotonic decreasing function. Thus, as the Universe expands, $r(x)$ gently evolves from r_s^+ to the attractor solution r_s^- . The transition from one asymptotic solution to the other occurs only recently (see Fig. 2 of [19]) so we can take $r \approx r_s^+$ during a fairly large part of the history of the Universe. Finally, the constraint on $r_s^+ \approx \text{const}$ implies that r and c^2 are not independent but are linked by $c^2(r_s^+ + 1)^2 = r_s^+ |w_x|$, so the product $c^2 r_s^+ \sim |w_x|$ is of order unity.

We would like to remark that the above ansatz for Q is not arbitrary. It was chosen so that the ratio between dark matter and dark energy densities tends to a fixed value at late times, thereby alleviating the coincidence problem [11,15,26]. It also yields a constant but unstable ratio at early times. It is hard to imagine a simpler expression for Q entailing these two key properties. Likewise, it is only fair to acknowledge that the aforesaid expression can be reinterpreted as implying, at late times, an effective exponential potential for the quintessence field. This well-known result was derived by Zimdahl *et al.* [14]. Likewise, in [19] we remarked that the effective potential of the IQM model exhibits a power-law dependence on the quintessence field at early times and an exponential dependence at late times.

Near $r \approx r_s^-$ the balance Eqs. (1) can be approximated by

$$\begin{aligned} \frac{1}{\rho_c} \frac{d\rho_c}{dr} &\approx \frac{1 - c^2(1 + 1/r_s^-)}{c^2(r_s^+ - r_s^-)(r - r_s^-)}, \\ \frac{1}{\rho_x} \frac{d\rho_x}{dr} &\approx \frac{1 + w_x + c^2(1 + r_s^-)}{c^2(r_s^+ - r_s^-)(r - r_s^-)}. \end{aligned} \quad (5)$$

For $w_x \approx \text{const}$, these equations can be integrated to

$$\rho_c \propto a^{-3[1 - c^2(1 + 1/r_s^-)]}, \quad \rho_x \propto a^{-3[1 + w_x + c^2(1 + r_s^-)]}. \quad (6)$$

Notice that the condition $\Gamma(r_s^-) = 0$ implies that the exponents in the energy densities, Eq. (6), coincide. Interestingly, these results are not only valid when the dark energy is a quintessence field (i.e., $-1 < w_x < -1/3$), they also apply when the dark energy is of phantom type (i.e., $w_x < -1$), either a scalar field with the ‘‘wrong sign’’ for the kinetic energy term, a k -essence field, or a tachyon field [11].

Near the attractor, dark matter and dark energy dominate the expansion and the Friedmann equation becomes simply $3H^2 = \kappa(\rho_c + \rho_x)$ and $a \propto t^{(2/3)[1+w_x+c^2(1+r_s^-)]^{-1}}$. The results presented here significantly alleviate the coincidence problem but they do not solve it in full. For this purpose, one needs to show that the attractor was reached only recently—or that we are very close to it—and that r_s^- is of order unity. In fact, the value of r_s^- cannot be derived from data and must be understood as an input parameter. This is also the case of a handful of key cosmic quantities such as the current value of the cosmic background temperature, the Hubble constant, or the ratio between the number of baryons and photons.

III. LINEAR PERTURBATIONS

As the scalar field is coupled just to dark matter and since dark matter and quintessence are coupled to baryons and photons only gravitationally, there is no transfer of energy or momentum from the scalar field to baryons or radiation and their evolution is the same as in noninteracting models. In the synchronous gauge and for a flat space-time, the line element is given by $ds^2 = a^2(\tau)[-d\tau^2 + (\delta_{K,ij} + h_{ij})dx^i dx^j]$, where τ is the conformal time, a the scale factor, and $\delta_{K,ij}$ is Kronecker's delta tensor. Only two functions h and μ are necessary to characterize the scalar mode of the metric perturbations h_{ij} [28]. Assuming the dark energy energy-momentum tensor is free of anisotropic stresses, the equations describing the dark matter and dark energy evolution in the synchronous gauge are

$$\begin{aligned} \dot{\delta}_x &= -(1+w_x)\left(\theta_x + \frac{\dot{h}}{2}\right) - 3\mathcal{H}(1-w_x)\delta_x \\ &\quad - 9\mathcal{H}^2(1-w_x^2)\frac{\theta_x}{k^2} + 3\mathcal{H}c^2(\delta_x + r\delta_c), \end{aligned} \quad (7)$$

$$\dot{\theta}_x = 2\mathcal{H}\theta_x + \frac{k^2}{1+w_x}\delta_x - 3\mathcal{H}\frac{c^2}{1+w_x}(1+r)\theta_x, \quad (8)$$

$$\dot{\delta}_c = -\theta_c - \frac{\dot{h}}{2} - 3\mathcal{H}c^2\left(\delta_c + \frac{\delta_x}{r}\right), \quad (9)$$

$$\dot{\theta}_c = -\mathcal{H}\theta_c + 3\mathcal{H}c^2(1+1/r)\theta_x. \quad (10)$$

In these expressions, the derivatives are taken with respect to the conformal time τ , δ is the density fluctuation, θ the divergence of the fluid velocity, h the gravitational potential, k the wave number of a Fourier mode, $\mathcal{H} = \dot{a}/a$, and r is the ratio of the background cold dark matter to the dark energy density. We also assume that the dark energy has constant equation of state parameter $w_x = \text{const}$ and sound speed $c_{s,x} = 1$. In this gauge, $(\delta P/\delta\rho)_x \delta_x = c_{s,x}^2 \delta_x + 3\mathcal{H}\theta_x(1+w_x)(c_{s,x}^2 - w_x)/k^2$. As noted in [22], Eq. (10) was mistyped in [19].

Equations (7)–(10) do not form a closed set. They must be supplemented with the equations describing the evolution of the coupled baryon-photon fluid, neutrinos, and

gravitational potentials. For the potentials, the only relevant quantity is the trace of the metric perturbation, h . Its time evolution can be derived from Einstein's equations:

$$\ddot{h} + \mathcal{H}\dot{h} = -3\mathcal{H}^2 \sum_i (1 + 3(\delta P/\delta\rho)_{s,i}^2) \delta_i \Omega_i, \quad (11)$$

where the sum is over all matter fluids and scalar fields; Ω_i is the energy density of fluid i in units of the critical density. With respect to baryons, photons and neutrinos, they interact with the DM and DE only through gravity.

The coupled evolution of dark matter, dark energy, baryon, photon and, optionally, neutrino density perturbations and gravitational fields cannot be solved analytically. To compute numerically the solution, we have implemented Eqs. (7)–(11) into the CMBFAST code [29]. In Fig. 1 we show the evolution of the potential, h , and the matter density perturbation, δ_c , for three modes of wavelength $k = 0.01, 0.1$ and $1h \text{ Mpc}^{-1}$ and for three different values of the DE decay rate: $c^2 = 0$ (solid line), $c^2 = 10^{-3}$ (dotted line), and $c^2 = 6 \times 10^{-3}$ (dashed line). In all the cases, the cosmological parameters defining the background model are $\Omega_c = 0.26$, $\Omega_b = 0.04$, $\Omega_x = 0.7$, $w_x = -0.9$ and the Hubble constant $H_0 = 70 \text{ km/s Mpc}^{-1}$.

As panels 1(e) and 1(f) illustrate, modes that enter the horizon before matter-radiation equality grow slower with increasing interaction rate. As a result, the matter power spectrum on those scales will have less power than in noninteracting models. To obtain some insight on the behavior on the evolution of matter density perturbations, we will be considering some limiting cases where analytic solutions exist. For simplicity, we shall assume the dynamical effect of baryons and neutrinos in the evolution of dark matter, and dark energy density perturbations can be neglected. The result of combining Eqs. (9) and (10), considering only the leading terms at first order in the interaction c^2 , is

$$\begin{aligned} \ddot{\delta}_c + \mathcal{H}(1+3c^2)\dot{\delta}_c + 3c^2\mathcal{H}^2\left(\frac{1-3w_B}{2} + \frac{3c^2(r+1)}{(1+w_x)A}\right)\delta_c \\ = -\frac{1}{2}(\ddot{h} + \mathcal{H}\dot{h}) + c^2 F(\delta_x, \delta_x), \end{aligned} \quad (12)$$

with

$$\begin{aligned} F(\delta_x, \delta_x) = 3\mathcal{H}\dot{\delta}_x + 3\frac{\mathcal{H}^2}{r}\left[\frac{3(r+1)(1-w_x-c^2)}{(1+w_x)A} \right. \\ \left. - \frac{1-3w_B}{2}\right]\delta_x, \end{aligned} \quad (13)$$

$$A = 1 + (3\mathcal{H}/k)^2(1-w_x^2). \quad (14)$$

Equation (12) corresponds to a damped harmonic oscillator (with real or imaginary frequencies) with a forcing term that, since $c^2 \ll 1$, is dominated by the time evolution of the gravitational potential. In this approximation, Eq. (11) gives

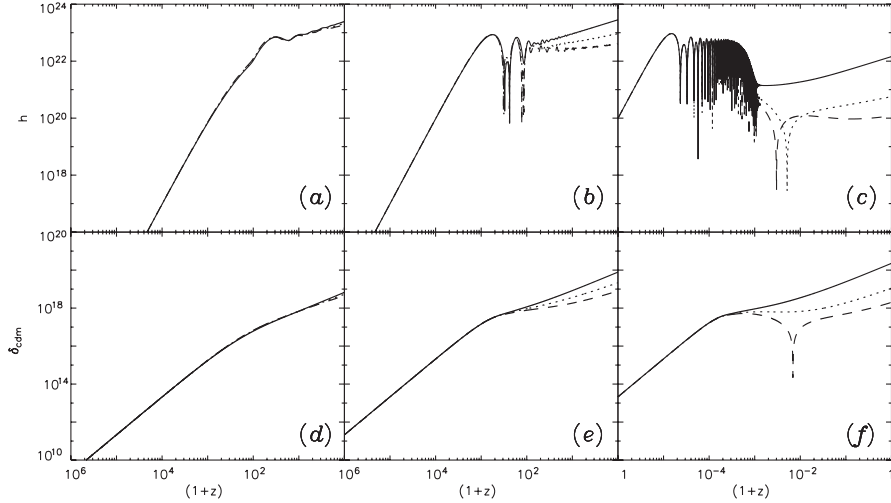


FIG. 1. Evolution of the gravitational potential (upper panels) and the cold dark matter density perturbations (lower panels) for three modes: $k = 0.01$ (left) $k = 0.1$ (center) and $k = 1 h^{-1} \text{ Mpc}$ (right panels). We study the evolution of each mode in three different cosmological models: the concordance model ($c^2 = 0$, solid line) and two interacting quintessence models with the same cosmological parameters, $c^2 = 10^{-3}$ (dotted line) and $c^2 = 6 \times 10^{-3}$ (dashed line).

$$\begin{aligned} \ddot{\delta}_c + \mathcal{H}(1 + 3c^2)\dot{\delta}_c - 3\mathcal{H}^2 \left[\frac{\Omega_c}{2} \left(1 + \frac{3(1 - w_x)(3\mathcal{H}/k)^2 c^2}{A} \right) - c^2 \frac{3c^2(r + 1)}{(1 + w_x)A} + \frac{1 - 3w_B}{2} \right] \delta_c \\ = 3\mathcal{H}^2(\Omega_\gamma \delta_\gamma + 2\Omega_x \delta_x). \end{aligned} \quad (15)$$

In the limit $c^2 = 0$ this equation coincides with the evolution of matter density perturbation in noninteracting cosmologies. The effect of the interaction is to increase the friction term and to modify the oscillation frequency. The term in square brackets accounts for the self attractive force acting on the perturbation; the extra contribution arises due to the interaction. The effect of the DM-DE coupling can be understood as a modification of the effective gravitational constant. This result was previously found in [30,31], both models with a different interaction ansatz. In our case, the interaction provides a new physical effect not present in other models: if $w_x \sim -1$, the second term in the square parenthesis could dominate and matter density perturbations would stop growing and start oscillating.

IV. EVOLUTION OF MATTER DENSITY PERTURBATIONS

A. Superhorizon sized perturbations

The time variation of dark matter and dark energy densities have analytic expressions in terms of the expansion factor [Eq. (6)]. In terms of the time variable $\log a$, analytic solutions can be found for the evolution of superhorizon sized perturbations. Using this new time variable

Eq. (15) can be written as

$$\begin{aligned} \delta_c'' + \left(\frac{1 - 3w_B}{2} + 3c^2 \right) \delta_c' + 3c^2 \left(\frac{1 - 3w_B}{2} \right) \delta_c \\ = \frac{3}{2} (1 + 3c_{s,B}^2) \frac{\delta \rho_B}{\rho_B}, \end{aligned} \quad (16)$$

where prime denotes derivatives with respect to $\log a$. The subindex B stands for background quantities. The behavior of $\delta \rho_B / \rho_B$ at scales larger than the Jean's length can be parameterized as

$$\frac{\delta \rho_B}{\rho_B} = \left(\frac{\delta \rho_B}{\rho_B} \right)_{H_i} \left(\frac{a}{a_{H_i}} \right)^{p/2}, \quad (17)$$

where $(\delta \rho_B \rho_B)_{H_i}$ is the amplitude of the mode under consideration at horizon crossing, at time a_{H_i} . After a brief transient period, the evolution of the dark matter and dark energy perturbations will be given by the inhomogeneous solution associated with the time evolution of the gravitational potential: $\delta_c \sim h \sim a^{p/2}$. The solutions of Eq. (16) are $p = (4; 2 - 6.6c^2)$ in the radiation and cold dark matter dominated periods, respectively. For noninteracting models, the well-known solutions are $p = (4; 2)$. These solutions were to be expected; as discussed in [32], if $\rho_c \sim a^{-\alpha}$, α being a constant, then $p \simeq 2(\alpha - 2)$. In the radiation epoch, $\alpha = 4$, and in the matter epoch $\alpha = 3(1 - c^2)$. Thus, during matter domination, the growth of dark matter density perturbations slows down with respect to those of noninteracting models but, in general, the evolution of superhorizon sized perturbations is not significantly altered by the interaction.

B. Subhorizon sized matter perturbations

For perturbations inside the horizon, Eqs. (7) and (8) have the approximate solution,

$$\delta_x = 3 \left(\frac{\mathcal{H}}{k} \right)^2 c^2 r \delta_c. \quad (18)$$

Since $c^2 \ll 1$, we have that $\Omega_c \delta_c \gg \Omega_x \delta_x$ and the force term in Eq. (15) is dominated by the perturbations in the photons field during the radiation epoch. In the small scale limit ($3\mathcal{H}/k \ll 1$), $A \simeq 1$ and

$$\begin{aligned} \ddot{\delta}_c + \mathcal{H}(1 + 3c^2)\dot{\delta}_c \\ - 4\pi G a^2 \rho_c \left[1 + \frac{3c^2 r w_x}{4\pi G \rho_c a^2 (r+1)(1+w_x)} \right] \delta_c \\ = \frac{3}{2} \mathcal{H}^2 \Omega_\gamma \delta_\gamma. \end{aligned} \quad (19)$$

Even this simplified equation does not have simple analytic solutions. The slower growth of matter density perturbations in the IQM compared with noninteracting ones can be understood analyzing the different coefficients: (A) the interaction increases the friction term, damping more rapidly the homogeneous solution and (B) it decreases the gravitational force acting on the perturbation. At very early times, when $\Omega_c \leq 6c^2 |w_x/(1+w_x)|$, and well within the horizon, perturbations on the photon field oscillate and matter perturbations do not grow but undergo damped oscillations [33]. The characteristic time scale of the growth of matter density perturbations is the mean free-fall time, $t_{\text{ff}} \sim (G\rho_c)^{-1/2}$. During the radiation dominated regime the expansion rate is fixed by the Friedmann equation: $H \sim \sqrt{G\rho_\gamma}$ and since $t_{\text{ff}} \gg H^{-1}$, perturbations only grow logarithmically, not as a power law. In our IQM this effect is more severe. First, at all times the matter density is smaller than in noninteracting models but with the same values for the cosmological parameters today. Second, the effective gravitational force is reduced. Thus, the mean free-fall time increases and density perturbations grow slower (or even get erased), compared with a noninteracting model.

Scalar fields coupled to matter would modify gravity inducing an extra attractive force. A repulsive effect could be obtained by the exchange of vector bosons. It was first suggested [34] that phantom scalar fields with a nonstandard kinetic term coupled to matter would give rise to a long-range repulsive force. In our phenomenological model, the decrease of the gravitational coupling in Eq. (19) is due to our specific ansatz Q for the dark matter-dark energy interaction.

C. Comparison with other interacting models

Interacting quintessence models couple dark matter and dark energy so the energy-momentum tensor of the DM and DE are not separately conserved but obey ($T_{(\phi)\nu}^\mu +$

$T_{(c)\nu}^\mu$); $_{;\mu} = 0$. In Refs. [12,30] the coupling is chosen such that $\dot{\rho}_c + 3\mathcal{H}\rho_c = (16\pi G/3)^{1/2} \beta \rho_c \dot{\phi}_x$, where ϕ_x is the scalar field describing the dark energy component and β the decay rate coefficient which, in general, is a time varying function. By assuming that the scalar field couples to dark matter only, the evolution of matter density perturbations in the synchronous gauge is given by

$$\dot{\delta}_c = -\theta_c - \frac{1}{2}\dot{h} - \frac{d}{d\tau}(\beta\varphi), \quad (20)$$

$$\dot{\theta}_c = -\mathcal{H}(1 - 2\beta x)\theta_c - 2\beta k^2 \phi. \quad (21)$$

In this expression, $\varphi = (4\pi G/3)^{1/2} \delta\phi_x$ is the perturbation in the scalar field and x its kinetic energy. The evolution of the gravitational field does not depend on the specific interaction ansatz, and is given by Eq. (11). For subhorizon sized perturbations, $\varphi = k^{-2} \mathcal{H}(\beta \Omega_c \delta_c)$ and, in the radiation dominated regime, matter perturbations evolve as

$$\begin{aligned} \ddot{\delta}_c + \mathcal{H}[1 - 2\beta x]\dot{\delta}_c - 4\pi G a^2 \left[1 + \frac{4}{3}\beta^2 \right] \rho_c \delta_c \\ = \frac{3}{2} \mathcal{H}^2 2\Omega_\gamma \delta_\gamma. \end{aligned} \quad (22)$$

As discussed above, during the radiation period the background expansion rate is fixed by Friedmann's equation, but the mean free-fall time is now $t_{\text{ff}} \sim [G(1 + 4\beta^2/3)\rho_c]^{1/2}$. Because of the interaction, the dark matter density at any given time is smaller than in a noninteracting model with the same cosmological parameters, and the difference increases with β . Likewise, the effective gravitational constant increases, but since the dependence is second order in β , one would expect t_{ff} to be smaller than in noninteracting models. This statement depends on the particular interaction ansatz. Since perturbations evolve as if the Newton's gravitational constant was a factor $(1 + 4\beta^2/3)$ larger, the interaction with the scalar field could make density perturbations to grow faster during the matter dominated regime due to a larger local gravity. This effect could compensate the slow growth during the radiation dominated regime and enhance the clustering of dark matter perturbations compared with the uncoupled case, as found in [31]. But even in this case, the amplitude of the matter power spectrum was smaller in the range $(0.01-0.4)h \text{ Mpc}^{-1}$.

V. THE EFFECT OF THE INTERACTION ON THE MATTER POWER SPECTRUM

In the previous section we have shown that the interaction slows the growth of matter density perturbations. Only the slower growth of perturbations in the radiation dominated regime will have a significant impact on the matter power spectrum today. For comparison, we shall assume that in interacting and noninteracting models density perturbations have the same amplitude when they come within

the horizon. For noninteracting models, this prescription leads to the so-called Harrison-Zeldovich power spectrum [35], characterized by a functional form $P(k) \sim k^{n_s}$ with $n_s = 1$ on large scales. During the matter epoch, if density perturbations evolve with the scale factor as $\delta_c \sim a^{p/2}$ and the background energy density as $\rho_c \sim a^{-\alpha}$ (with $\alpha = \text{const}$) the power spectrum will scale with wave number as

$$P(k) \sim k^{-3+2p/(\alpha-2)}. \quad (23)$$

During the matter dominated period $p \approx 2(\alpha - 2) + 0.6c^2$ and the slope of a scale-invariant spectrum is $n_s = 1$, with a very weak dependence on the interaction.

The slope of the matter power spectrum on scales $k \geq k_{\text{eq}}$ is determined by the growth rate of subhorizon sized matter perturbations during radiation domination. If a mode that crosses the horizon before matter-radiation equality ($k \geq k_{\text{eq}}$) grows as $\delta_c \sim \tau^{q/2}$ during the radiation dominated period, then the amplitude of the power spectrum today would be $P(k) = P(k_{\text{eq}})(k_{\text{eq}}/k)^{-3+q}$. For cold dark matter models, dark matter perturbations experience only a logarithmic growth, so models with less growth will have less power at small scales as do, for example, mixed

dark matter models [36], i.e., models containing a significant fraction of massive neutrinos.

In Fig. 2(a) we plot the power spectrum for different interacting quintessence models. All models have the cosmological parameters of the WMAP first-year concordance model [2]. From top to bottom, $c^2 = 0, 10^{-4}, 10^{-3}, 10^{-2}$; the normalization is arbitrary. Similarly, in Fig. 2(b) we plot the matter power spectrum of mixed dark matter models with one species of massive neutrinos, for different neutrino masses: $m_\nu = 0, 0.1, 1, 10$ eV. With increasing decay rate or neutrino mass, the matter power spectrum shows larger oscillations, due to the increased ratio of baryons to dark matter. The slope decreases with increasing c^2 and m_ν . As explained above, potential wells are shallower with increasing c^2 ; matter perturbations during radiation domination are damped similarly as do in models with massive neutrinos. In Fig. 2(c) we plot the change in the slope of the matter power spectrum as a function of the energy transfer rate and in 2(d) as a function of the neutrino mass. As the slope changes smoothly from large to small scales, for convenience we computed the slope as a straight line fit to the data in the interval $k = [0.1, 1.0]h^{-1}$ Mpc. In both cases the behavior is rather similar: for low values of neutrino mass and interaction coupling, the slope is ap-

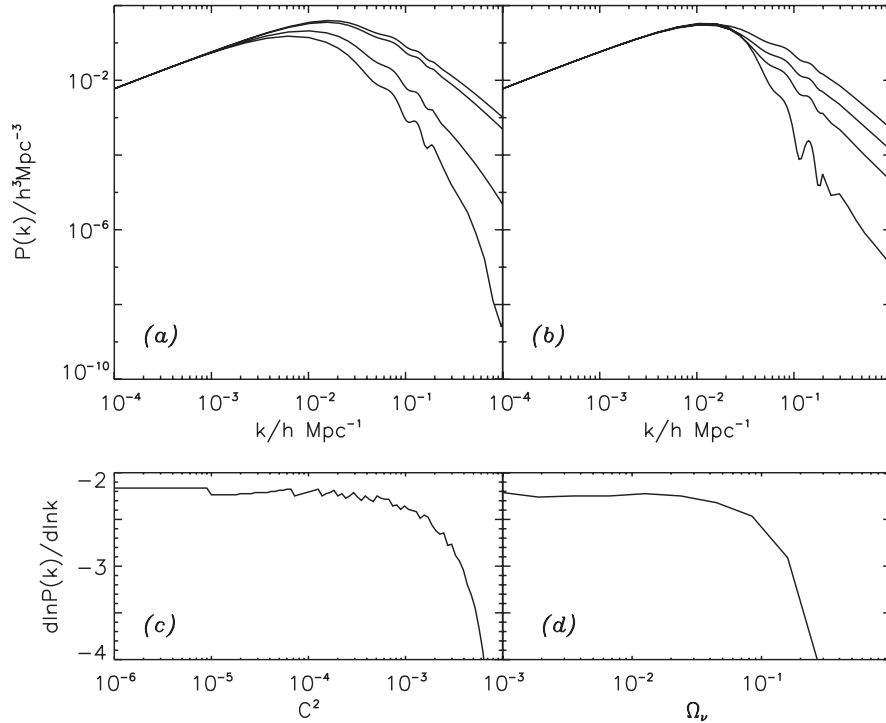


FIG. 2. (a) Matter power spectra for the interacting quintessence model with different rates of energy transfer. From top to bottom $c^2 = 0, 10^{-3}, 6 \times 10^{-3}, 10^{-2}$. We took the present value of cosmological parameters to be $\Omega_b = 0.04$, $\Omega_{\text{cdm}} = 0.23$, $H_0 = 72 \text{ km s}^{-1}/\text{Mpc}$, $\Omega_\Lambda = 0.73$, the dark energy equation of state $w_x = -0.9$, and the slope of the matter power spectrum at large scales $n_s = 1$. (b) The same for mixed dark matter models with one single species of massive neutrinos. From top to bottom, the fraction of energy density in the form of neutrinos is $\Omega_\nu = 0.01, 0.05, 0.1, 0.2$. As before, the total dark matter energy density was $\Omega_{\text{dm}} = 0.23$, the rest was cold dark matter. (c) Variation of the slope of $P(k)$ with c^2 , and (d) with massive neutrinos. The slope was computed from a straight line fit to the data in the interval $k = [0.1, 1]h^{-1}$ Mpc.

proximately -2 and roughly constant. When parameters are increased in either model, the slope decreases. Observations of a large scale structure that constrain the neutrino mass can also be used to set constraints on the strength of DM-DE coupling during the radiation dominated period. These constraints are complementary to those coming from skewness of the matter density field—that are sensitive to the interaction at much lower redshifts [21]. Figure 2 shows a significant difference between massive neutrinos and interacting quintessence: in IQM the maximum of the matter power spectrum shifts to larger scales. At larger c^2 , the dark matter density becomes smaller at any given redshift and the matter-radiation equality is delayed. This does not happen in models with massive neutrinos where matter-radiation equality occurs always at the same redshift.

VI. OBSERVATIONAL CONSTRAINTS ON DARK MATTER-DARK ENERGY COUPLING

Since the interaction affects the slope of the matter power spectrum, we used the 2dFGRS data [5] to constrain c^2 . We used a Monte Carlo Markov chain to run the CMBFAST code, adapted to solve the IQM described above, through a seven-dimensional parameter space: $(A, \Omega_b h^2, \Omega_c h^2, H_0, n_s, c^2, w_x)$ where A is the normalization of the matter power spectrum, Ω_b, Ω_c are the baryon and cold dark matter fraction in units of the critical density, n_s is the slope of the matter power spectrum at large scales, c^2 measures the transfer rate of dark energy into dark matter and w_x is the dark energy equation of state parameter. Hereafter $H_0 = 100h$ km/s Mpc $^{-1}$. It is common practice to call h the Hubble constant in units of 100 km s $^{-1}$ /Mpc and we shall follow this convention. It should not be confused with the gravitational potential in the synchronous gauge introduced in Sec. III. We limit our study to flat models, so the fraction of dark energy is fixed by the Friedmann equation $\Omega_x + \Omega_b + \Omega_c + \Omega_\gamma = 1$, where Ω_γ is the photon energy density, and all densities are measured in units of the critical density. To simplify, we studied only adiabatic initial conditions and initial power spectrum with no running on the spectral index. We did not include reionization, or gravitational waves, since they have little effect on the matter power spectrum.

Since we are interested in constraining c^2 from the shape of the matter power spectrum, we have to correct for nonlinear effects. We followed the 2dFGRS team and assumed the nonlinear biasing to be well described by

$$P_{\text{gal}}(k) = b^2 \frac{1 + Qk^2}{1 + A_g k} P_{\text{lin, dm}}(k). \quad (24)$$

We used $A_g = 1.4$ and $Q = 4.6$. We marginalized over the bias factor b . We did not use the SDSS galaxy power spectrum because these data were analyzed in real space where nonlinear effects are more important. We used the

likelihood codes provided by the 2dFGRS team [5]. As priors, we imposed our chains to take values within the intervals: $A = [0.5, 2.0]$ in units of COBE normalization, $h = [0.4, 1.1]$, $\Omega_b h^2 = [0.00, 0.05]$, $\Omega_c h^2 = [0.0, 0.5]$, $n_s = [0.80, 1.2]$, $w_x = [-0.5, -1.0]$, and $c^2 = [0, 0.05]$. We ran the chain for 10^5 models, that were sufficient to reach convergence. In Fig. 3 we plot the marginalized likelihood function obtained from the posterior distribution of models. The likelihood is very non-Gaussian, reflecting the fact that models do not depend linearly on c^2 . The data are rather insensitive to $c^2 \leq 10^{-3}$ since the slope does not change significantly up to that value [see Fig. 2(c)]. As discussed above, increasing the interaction rate leads to a smaller fraction of dark matter during the radiation dominated period and shallower potential wells, larger free-fall times and, as a result, the amplitude of the matter power spectrum is damped [see Fig. 1(e)].

In Fig. 4 we show the joint confidence contours at the 68%, 95%, and 99.99% level for pairs of parameters after marginalizing over the rest. Our prior on the spectral index was too restrictive and did not allow the chains to sample all the parameter space allowed by the data. Therefore, we cannot draw definitive conclusions about the confidence intervals for all of the parameters. The figure does show that the data at present do not have enough statistical power to discriminate the IQM from noninteracting ones. Our 1σ confidence levels and upper limits for the cosmological parameters are $c^2 \leq 3 \times 10^{-3}$, $\Omega_c h^2 = 0.1 \pm 0.02$, $H_0 = 83_{-10}^{+6}$ km s $^{-1}$ /Mpc. The data are rather insensitive to w_x and baryon fraction. Models with $c^2 = 0$ are compatible with the 2dFGRS data at the 1σ level. The data show a full degeneracy with respect to c^2 up to $c \simeq 10^{-3}$, in contrast with the results of [19] obtained using the first-year WMAP data. There the data preferred interacting quintessence models with respect to noninteracting ones, but this was an artifact of our parameter space since we restricted the normalization to be that of COBE, penalizing the

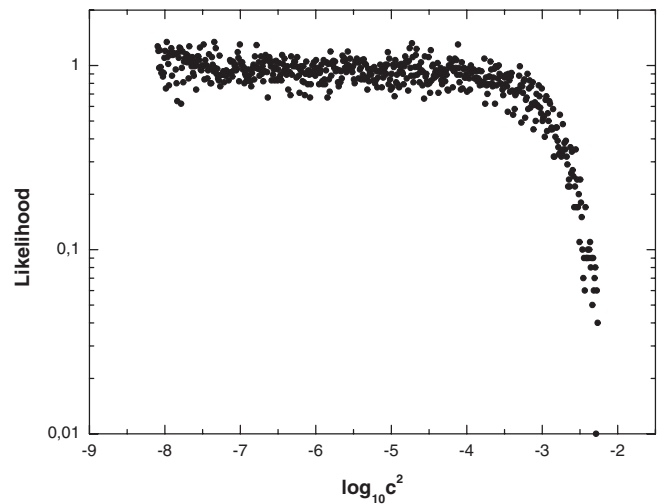


FIG. 3. Marginalized likelihood function for the 2dFGRS data.

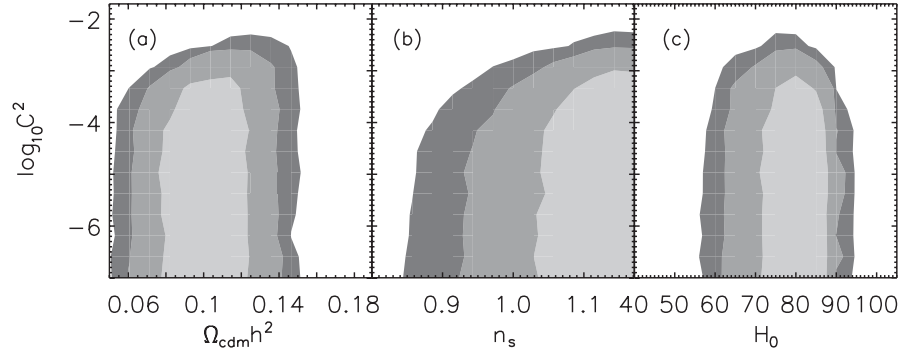


FIG. 4. Marginalized likelihood function for the 2dFGRS data.

concordance model that prefers a lower normalization. A full discussion including WMAP third-year data will be deferred to a forthcoming paper.

VII. DISCUSSION

Interacting quintessence models have been constructed to solve the coincidence problem. They make specific predictions that can be checked against observations of large scale structure. In this paper we have shown that the interaction induces measurable effects in the growth of the matter density perturbations and modifies the power spectrum on small scales. To summarize, if dark energy decays into dark matter the background model has less dark matter and more dark energy in the past compared to nondecaying models. Since the dark energy does not cluster on small scales, it does not contribute to the growth of density perturbations. The mean free-fall time increases and perturbations grow slower than in noninteracting models. The slower growth of matter density perturbations during the radiation and matter period results on a damping of the matter power spectrum on those scales that cross the horizon before matter-radiation equality, but it does not change the slope on large scales.

The combined effect of shifting the scale of matter-radiation equality and changing the slope of matter power spectrum at small scales is a distinctive feature of interacting models where the dark energy does not cluster on small scales. Measurements of matter power spectrum could

eventually reach enough statistical power to discriminate between interacting and noninteracting models. For example, the spectrum obtained from Lyman- α absorption lines on quasar spectra [37] probe the matter power spectrum at redshifts in the interval (2,4), where nonlinear evolution has not yet erased the primordial information down to a megaparsec scale. The use of more precise information on small and large scales could set tighter bounds on the interaction of dark matter and dark energy.

Our previous results [19] and those presented here indicate that the IQM fits the observational data as well as noninteracting models, alleviates the coincidence problem, and provides a unified picture of dark matter and dark energy. It predicts a damping on the matter power spectrum on small scales that can be used, together with the delay on the matter-radiation equality, to discriminate it from noninteracting models. The slower growth of subhorizon sized matter density perturbations within the horizon provides a clean observational test to proof or rule out a DM-DE coupling.

ACKNOWLEDGMENTS

This research was partially supported by the Spanish Ministerio de Educación y Ciencia under Grants No. BFM2003-06033, No. BFM2000-1322, and No. PR2005-0359, the “Junta de Castilla y León (Project SA010C05), and the “Direcció General de Recerca de Catalunya,” under Grant No. 2005 SGR 00087.

-
- [1] S. Perlmutter *et al.*, *Nature* (London) **391**, 51 (1998); A. G. Riess *et al.*, *Astron. J.* **116**, 1009 (1998); S. Perlmutter *et al.*, *Astrophys. J.* **517**, 565 (1999); P. de Bernardis *et al.*, *Nature* (London) **404**, 955 (2000); R. A. Knop *et al.*, *Astrophys. J.* **598**, 102 (2003); J. L. Tonry *et al.*, *Astrophys. J.* **594**, 1 (2003); M. V. John, *Astrophys. J.* **614**, 1 (2004); A. G. Riess *et al.*, *Astrophys. J.* **607**, 665 (2004); P. Astier *et al.*, *Astron. Astrophys.* **447**, 31 (2006).
- [2] D. N. Spergel *et al.*, *Astrophys. J. Suppl. Ser.* **148**, 175 (2003).
- [3] D. N. Spergel *et al.*, astro-ph/0603449; G. Hinshaw *et al.*, astro-ph/0603451.
- [4] M. Tegmark *et al.*, *Phys. Rev. D* **69**, 103501 (2004).
- [5] S. Cole *et al.*, *Mon. Not. R. Astron. Soc.* **362**, 505 (2005).
- [6] S. Boughn and R. Crittenden, *Nature* (London) **427**, 45 (2004); P. Vielva, E. Martínez González, and M. Tucci,

- Mon. Not. R. Astron. Soc. **365**, 891 (2006).
- [7] S. Carroll, in *Measuring and Modelling the Universe*, edited by W.L. Freedman, Carnegie Observatory, Astrophysics Series, Vol. 2 (Cambridge University Press, Cambridge, England, 2004); T. Padmanabhan, Phys. Rep. **380**, 235 (2003); V. Sahni, Lect. Notes Phys. **653**, 141 (2004); L. Perivolaropoulos, astro-ph/0601014.
- [8] S. Weinberg, Rev. Mod. Phys. **61**, 1 (1989).
- [9] P.J. Steinhardt, in *Critical Problems in Physics*, edited by V.L. Fitch and D.R. Marlow (Princeton University Press, Princeton, NJ, 1997).
- [10] P.J.E. Peebles and B. Ratra, Rev. Mod. Phys. **75**, 559 (2003).
- [11] L.P. Chimento and D. Pavón, Phys. Rev. D **73**, 063511 (2006).
- [12] L. Amendola, Phys. Rev. D **62**, 043511 (2000); L. Amendola and D. Tocchini-Valentini, Phys. Rev. D **64**, 043509 (2001); **66**, 043528 (2002); L. Amendola, C. Quercellini, D. Tocchini-Valentini, and A. Pasqui, Astrophys. J. **583**, L53 (2003).
- [13] Rong-Gen Cai and Anzhong Wang, J. Cosmol. Astropart. Phys. 03 (2005) 002.
- [14] W. Zimdahl, D. Pavón, and L.P. Chimento, Phys. Lett. B **521**, 133 (2001).
- [15] L.P. Chimento, A.S. Jakubi, D. Pavón, and W. Zimdahl, Phys. Rev. D **67**, 083513 (2003).
- [16] S. del Campo, R. Herrera, and D. Pavón, Phys. Rev. D **70**, 043540 (2004).
- [17] G. Farrar and P.J.E. Peebles, Astrophys. J. **604**, 1 (2004).
- [18] A.W. Brookfield, C. van de Bruck, D.F. Mota, and D. Tocchini-Valentini, Phys. Rev. D **73**, 083515 (2006).
- [19] G. Olivares, F. Atrio-Barandela, and D. Pavón, Phys. Rev. D **71**, 063523 (2005).
- [20] M. Szydlowski, T. Stachowiak, and R. Wojtak, Phys. Rev. D **73**, 063516 (2006).
- [21] L. Amendola and C. Quercellini, Phys. Rev. Lett. **92**, 181102 (2004).
- [22] T. Koivisto, Phys. Rev. D **72**, 043516 (2005).
- [23] C. Wetterich, Nucl. Phys. **B302**, 668 (1988); Astron. Astrophys. **301**, 321 (1995).
- [24] F. Piazza and S. Tsujikawa, J. Cosmol. Astropart. Phys. 07 (2004) 004; S. Tsujikawa and M. Sami, Phys. Lett. B **603**, 113 (2004).
- [25] L. Amendola, M. Quartin, S. Tsujikawa, and I. Waga, Phys. Rev. D **74**, 023525 (2006).
- [26] See Sec. II of Ref. [19].
- [27] K. Hagiwara *et al.*, Phys. Rev. D **66**, 010001 (2002).
- [28] C.P. Ma and E. Bertschinger, Astrophys. J. **455**, 7 (1995).
- [29] U. Seljak and M. Zaldarriaga, Astrophys. J. **469**, 437 (1996); see <http://www.cmbfast.org>.
- [30] L. Amendola, Phys. Rev. D **69**, 103524 (2004).
- [31] S. Das, P.S. Corasaniti, and J. Houry, Phys. Rev. D **73**, 083509 (2006).
- [32] T. Padmanabhan, *Structure Formation in the Universe* (Cambridge University Press, Cambridge, England, 1993).
- [33] B. Ratra and P.J.E. Peebles, Phys. Rev. D **37**, 3406 (1988).
- [34] L. Amendola, Phys. Rev. Lett. **93**, 181102 (2004).
- [35] E.R. Harrison, Phys. Rev. D **1**, 2726 (1970); Ya.B. Zeldovich, Mon. Not. R. Astron. Soc. **160**, 1P (1972).
- [36] M. Davis, F.J. Summers, and D. Schlegel, Nature (London) **359**, 393 (1992).
- [37] P. McDonald *et al.*, Astrophys. J. **635**, 761 (2005).