

**Pion and kaon condensation in a 3-flavor Nambu–Jona-Lasinio model**A. Barducci,<sup>\*</sup> R. Casalbuoni,<sup>†</sup> G. Pettini,<sup>‡</sup> and L. Ravagli<sup>§</sup>*Department of Physics, University of Florence, Florence, Italy  
and INFN Sezione di Firenze, Via G. Sansone 1, I-50109, Sesto F.no, Firenze, Italy  
(Received 19 October 2004; published 24 January 2005)*

We analyze the phase diagram of a 3-flavor Nambu–Jona-Lasinio model at finite temperature  $T$  and chemical potentials  $\mu_u, \mu_d, \mu_s$ . We study the competition of pion and kaon condensation and we propose a physical situation in which kaon condensation could be led only by light quark finite densities.

DOI: 10.1103/PhysRevD.71.016011

PACS numbers: 11.10.Wx, 12.38.–t, 25.75.Nq

**I. INTRODUCTION**

In the last few years the study of QCD at finite temperature and densities has been a subject of great interest. In particular, the regime of high temperatures and moderate densities is relevant for the physics of heavy ion collisions: the presence of a tricritical point, suggested in [1] is significant to determine the transition from a quark-gluon plasma (QGP) phase to a hadronic phase [2].

Moreover, the presence of an isospin chemical potential, namely, of an asymmetry in the densities of light quarks, could complicate this picture: for values of  $\mu_I = (\mu_u - \mu_d)/2$  attainable in the experiments, it is expected that the critical lines associated to the light flavors, and therefore the ending points, are mutually shifted (however the presence of instanton effects could modify this picture, as discussed in Ref. [3]). The presence of two critical lines would make the transition smoother and would produce observable effects on physical quantities across the transition [4,5].

On the other hand, the regime of low temperature and high densities is relevant for compact stars. The existence of stars whose core is so dense that quarks can be treated as fundamental degrees of freedom has been considered for instance in [6]: there, the temperature is small enough to safely consider the limit  $T \rightarrow 0$ . In this context, the physical scenario is very rich and interesting. For quark chemical potentials higher than  $400 \div 500$  MeV, the presence of superconductive phases has been established [7]: there, the mass of the strange quark plays the role of distinguishing the pattern of symmetry breaking between a 2-flavor superconductive (2SC) and a 3-flavor color flavor locking (CFL) phase, in both cases the gap being of the order of a few tens of MeV. For this reason, an exhaustive study of these phenomena must take into account the strange quark sector. It is also worth to mention that taking into account

weak equilibrium and color and electric neutrality many other interesting superconductive phases could exist [8–11].

The study of finite density on lattice has well-known problems and except for the attempt of Fodor and Katz in Ref. [12] the only studied case is the one corresponding to low densities [13]. For this reason, the only tool available at this moment for the study of the phase diagram in the range from medium to high densities is a class of effective models: the stability of the results obtained with different approaches must be checked to give predictivity to the analyses.

In any case, at zero temperature for values of  $\mu_I \geq m_\pi/2$  a pion condensed phase should appear, as has been first suggested by [14] in the framework of a chiral model: this phase is confirmed by lattice analyses [15], directly investigable since for  $\mu_I \neq 0$  and  $\mu_B = 0$  the fermion determinant is positive, within chiral models [16] and within microscopical models [3,4,17–19]. Our previous study in the NJL model [19] and that in Ref. [3], together with the one in random matrix [17], showed the effect of both isospin and baryon chemical potentials on the structure of the QCD phase diagram.

By extending this analysis to the third flavor, a kaon condensed phase is expected in the region of high strange quark chemical potential  $\mu_s \geq m_K$ , as shown by Ref. [20]. In the latter analysis being realized in the context of chiral models at zero temperature, it would be interesting to study the competition between pion and kaon condensation in the framework of a microscopical model, for a general configuration in the space of thermodynamical parameters  $(T, \mu_u, \mu_d, \mu_s)$ .

Moreover, it has been suggested a kaon condensed phase in the context of high density nuclear matter [21] and, more recently, in particular, in the CFL regime [22]: since we do not yet know whether the densities attainable in the core of a neutron star can be high enough to favor a superconductive phase, we study here the possibility of kaon condensation when neglecting diquark condensates, and where the densities are mainly associated to light quarks. Also, for the first time we

<sup>\*</sup>Electronic address: barducci@fi.infn.it

<sup>†</sup>Electronic address: casalbuoni@fi.infn.it

<sup>‡</sup>Electronic address: pettini@fi.infn.it

<sup>§</sup>Electronic address: ravagli@fi.infn.it

perform the study of kaon condensation by using a microscopical model.<sup>1</sup>

To summarize, in this paper we study pion and kaon condensation at finite temperature and quark densities, by using a 3-flavor nonlocal Nambu–Jona-Lasinio (NJL) model, and we propose a physical scenario in which kaon condensation could be driven only by a light quark finite density. The possibility of a kaon condensation at  $\mu_s = 0$  could be important in the context of neutron stars, where, by neglecting electroweak effects, the densities are associated only to light quarks. To this end, we generalize our analyses previously performed in the 2-flavor sector [18,19]. In this paper we turn off the electroweak effects and we do not consider the possibility of di-quark condensation; therefore, our results will be reliable only in the regime of intermediate densities (with chemical potentials lower than  $400 \div 500$  MeV). Moreover, we neglect the presence of instanton effects that could modify the structure of phase diagrams.

## II. THE MODEL

Our purpose is to explore the general structure of the phase diagram for chiral symmetry and pion and/or kaon condensation in 3-flavor QCD at nonzero quark densities and its evolution in temperature, by using an effective model with quark degrees of freedom. To this end, we employ the Nambu–Jona-Lasinio model with a form factor included so as to imply a decreasing of the fermion self-energy at high momenta [24]. In this way we generalize, to 3 flavors, previous works concerning the simpler 2-flavor case [18,19] which were inspired by Ref. [4] where the authors had only considered the case of small differences between the  $u$  and  $d$  quark chemical potentials. A complete study of the 2-flavor phase diagram in the space of temperature  $T$ , baryon and isospin chemical potentials  $\mu_B, \mu_I$  was first done in the context of a random matrix model [17]. To our knowledge, so far the only study of meson condensation in the general case of 3-flavor QCD is based on a chiral Lagrangian [20]. Nevertheless the use of a model such as the NJL model or *ladder* QCD [25] is necessary if we want to include the effects of a net baryon charge and also study chiral symmetry restoration through the behavior of scalar condensates, besides the pseudoscalar ones. This is not possible within a chiral Lagrangian approach. As we already stressed in Ref. [19], ladder QCD and the version of the NJL model we use in the present work are very similar. Actually the main difference is that in ladder QCD the quark self-energy depends on the four-momentum whereas in the extended NJL model it depends only on the three-momentum. This feature greatly simpli-

fies the numerical calculations and this is the reason why we employ the NJL model instead of ladder QCD.

Let us thus start with the Lagrangian of the NJL model with three flavors  $u, d, s$ , with current masses  $m_u = m_d \equiv m$  and  $m_s$  and chemical potentials  $\mu_u, \mu_d, \mu_s$ , respectively

$$\begin{aligned} \mathcal{L} &= \mathcal{L}_0 + \mathcal{L}_m + \mathcal{L}_\mu + \mathcal{L}_{\text{int}} \\ &= \bar{\Psi} i \hat{\partial} \Psi - \bar{\Psi} M \Psi + \Psi^\dagger A \Psi + G \sum_{a=0}^8 [(\bar{\Psi} \lambda_a \Psi)^2 \\ &\quad + (\bar{\Psi} i \gamma_5 \lambda_a \Psi)^2], \end{aligned} \quad (1)$$

where

$$\begin{aligned} \Psi &= \begin{pmatrix} u \\ d \\ s \end{pmatrix}, \quad A = \begin{pmatrix} \mu_u & 0 & 0 \\ 0 & \mu_d & 0 \\ 0 & 0 & \mu_s \end{pmatrix}, \\ M &= \begin{pmatrix} m & 0 & 0 \\ 0 & m & 0 \\ 0 & 0 & m_s \end{pmatrix}. \end{aligned}$$

$M$  is the quark current mass matrix which is taken diagonal and  $A$  is the matrix of the quark chemical potentials. As usual  $\lambda_0 = \sqrt{\frac{2}{3}} \mathbf{I}$  and  $\lambda_a, a = 1, \dots, 8$  are the Gell-Mann matrices. For  $M = 0$  and  $A = 0$  or  $A \propto \mathbf{I}$ , the Lagrangian is  $U(3)_L \otimes U(3)_R$  invariant. The chiral symmetry is broken by  $M \neq 0$  which also breaks  $SU(3)_V$  down to  $SU(2)_V$  as  $m \neq m_s$ . However, this symmetry is also lost, since we generally consider  $\mu_u \neq \mu_d$ . The remaining symmetry is thus the product of three independent phase transformations  $U_u(1) \otimes U_d(1) \otimes U_s(1)$ . In this application, we do not consider the 't Hooft determinant, that explicitly breaks  $U(1)_A$ . Also, we do not take into account the possibility of a di-fermion condensation, which is relevant at low temperatures and high densities, and will be analyzed in a forthcoming publication: for this reason, we limit the validity of our study up to quark chemical potentials of order of  $400 \simeq 500$  MeV.

We note that we can express  $\mathcal{L}_\mu$  either by using the variables  $\mu_u, \mu_d, \mu_s$  or by introducing an averaged light quark chemical potential

$$\mu_q = (\mu_u + \mu_d)/2 \quad (2)$$

and the three combinations

$$\begin{aligned} \mu_B &= (\mu_u + \mu_d + \mu_s)/3; & \mu_I &= (\mu_u - \mu_d)/2; \\ \mu_Y &= (\mu_q - \mu_s)/2 \end{aligned} \quad (3)$$

which couple to charge densities proportional to the baryon number, to the third component of isospin and to hypercharge, respectively,

$$\mathcal{L}_\mu = \mu_B \Psi^\dagger \Psi + \mu_I \Psi^\dagger \lambda_3 \Psi + \frac{2}{\sqrt{3}} \mu_Y \Psi^\dagger \lambda_8 \Psi. \quad (4)$$

<sup>1</sup>In Ref. [23] a study of meson properties at finite quark densities within the NJL model is performed. However, they do not deal with meson condensation.

To study whether a pion and/or kaon condensate is formed, we need to calculate the effective potential. This is obtained by using the standard technique to introduce bosonic (collective) variables through the Hubbard-Stratonovich transformation and by integrating out the fermion fields in the generating functional. The one-loop

effective potential we get is:

$$V = \frac{\Lambda^2}{8G} (\chi_u^2 + \chi_d^2 + \chi_s^2 + 2\rho_{ud}^2 + 2\rho_{us}^2 + 2\rho_{ds}^2) + V_{\log}, \quad (5)$$

$$V_{\log} = -\frac{1}{\beta} \sum_{n=-\infty}^{n=+\infty} \int \frac{d^3 p}{(2\pi)^3} \text{tr} \log \begin{pmatrix} h_u & -\gamma_5 F^2(\vec{p}) \Lambda \rho_{ud} & -\gamma_5 F^2(\vec{p}) \Lambda \rho_{us} \\ \gamma_5 F^2(\vec{p}) \Lambda \rho_{ud} & h_d & -\gamma_5 F^2(\vec{p}) \Lambda \rho_{ds} \\ \gamma_5 F^2(\vec{p}) \Lambda \rho_{us} & \gamma_5 F^2(\vec{p}) \Lambda \rho_{ds} & h_s \end{pmatrix}, \quad (6)$$

$$h_f = (i\omega_n + \mu_f) \gamma_0 - \vec{p} \cdot \vec{\gamma} - [m_f + F^2(\vec{p}) \Lambda \chi_f],$$

where the form factor  $F(\mathbf{p}^2) = \frac{\Lambda^2}{\Lambda^2 + \mathbf{p}^2}$  ( $\Lambda$  is a mass scale) has been introduced to mimic asymptotic freedom as in Refs. [24]. In Eq. (6) tr means sum over Dirac, flavor and color indices, and  $\omega_n$  are the Matsubara frequencies. The dimensionless fields  $\chi_f$  and  $\rho_{ff'}$  are connected to the condensates by the following relations

$$\chi_f = -4G \frac{\langle \bar{\Psi}_f \Psi_f \rangle}{\Lambda}, \quad (7)$$

$$\rho_{ff'} = -2G \frac{\langle \bar{\Psi}_f \gamma_5 \Psi_{f'} - \bar{\Psi}_{f'} \gamma_5 \Psi_f \rangle}{\Lambda}$$

and are variationally determined at the absolute minimum of the effective potential. Following the analyses performed within the chiral Lagrangian approach [14,20], we expect a superfluid phase with condensed pions when the isospin chemical potential exceeds a critical value  $\mu_I^C$  ( $\mu_I^C = m_\pi/2$  at  $T = 0$ ); analogously a kaon condensation phase is expected when  $\mu_Y$ , which measures the unbalance between the light quarks average chemical potential  $\mu_q$  and  $\mu_s$ , is high enough. For  $\mu_u = \mu_d$  and  $T = 0$  this limit is  $\mu_Y^C = m_K/2$ .

To fix the free parameters of the model, which are  $\Lambda$ , the average light quark and the strange quark masses  $m$ ,  $m_s$  and the coupling  $G = g/\Lambda^2$ , we calculate the charged pion and kaon masses (by fixing their decay constants to the experimental values) and the light quark scalar condensate in the vacuum.

By choosing the free parameters as follows

$$\Lambda = 1000 \text{ MeV}; \quad g = G\Lambda^2 = 6; \quad m = 1.7 \text{ MeV};$$

$$m_s = 42 \text{ MeV} \quad (8)$$

we get for the light quark condensate, the constituent light quark mass, the pion mass, and the kaon mass, respectively, the results  $\langle \bar{\Psi}_f \Psi_f \rangle = -(252 \text{ MeV})^3$ ,  $M_q = 385 \text{ MeV}$ ,  $m_\pi = 142 \text{ MeV}$ ,  $m_K = 500 \text{ MeV}$ . Furthermore, we find the expected agreement between  $m_\pi/2$  and  $\mu_I^C$  (within 1%), and also between  $\mu_Y^C$  and  $m_K/2$  (within 4%).

The very low value we find from our fit for the quark masses is entirely due to the choice of form factors (instantaneous approximation), see [26], but their ratio

$m_s/m \simeq 25$  is in agreement with the value given by the ratio of the pseudoscalar masses.

### III. PHASE DIAGRAM FOR CHIRAL SYMMETRY AND MESON CONDENSATION

As usual, we determine the phases of the model by looking at the absolute minimum of the effective potential, given in Eqs. (5), (6). Since there are four thermodynamical parameters, namely  $T$ ,  $\mu_u$ ,  $\mu_d$ ,  $\mu_s$  (or  $T$ ,  $\mu_B$ ,  $\mu_I$ ,  $\mu_Y$ ), we start from  $T = 0$  and then follow the evolution in temperature of two-dimensional slices in the space of chemical potentials. We recall that the global symmetry in the model is given by the product of three U(1) groups. The possible formation of a nonzero value of one of the pseudoscalar fields  $\rho_{ff'}$  implies the spontaneous breaking of a U(1) symmetry with the appearance of a Goldstone boson. The transition to this superfluid phase leaves two U(1) groups unbroken and between them there is always the U(1) $_V^B$ . For instance, the formation of a  $\rho_{ud}$  condensate implies the breaking of the U(1) $_V^I$  symmetry, whereas U(1) $_V^Y \otimes$  U(1) $_V^B$  are left unbroken. At the threshold one of the charged pions, depending on the sign of  $\mu_I$ , is the Goldstone boson, whereas the other mesons of the octet remain massive (see also [20]).

Thus we characterize different regions of pion or kaon condensation with the pseudoscalar field which acquires a nonvanishing vacuum expectation value (v.e.v.), whereas the other v.e.v.'s are vanishing. Then, to facilitate the physical interpretation and to directly compare it with the results of Ref. [20], in the pictures we label these regions directly with the symbol of the particle that condenses, rather than with that of the corresponding field  $\rho_{ff'}$ . The scalar fields  $\chi_f$  do not break any symmetry as chiral symmetry is explicitly broken by the current quark masses. However these fields undergo crossover or discontinuous transitions for given values of the thermodynamical parameters. Thus we distinguish between regions where a nonzero v.e.v. of a scalar field is primarily due to dynamical effects, and we indicate them with the relative symbol  $\chi_f$ , from regions where their values are of order  $\sim m_f/\Lambda$ , where we put no symbol. We also avoid putting the symbol



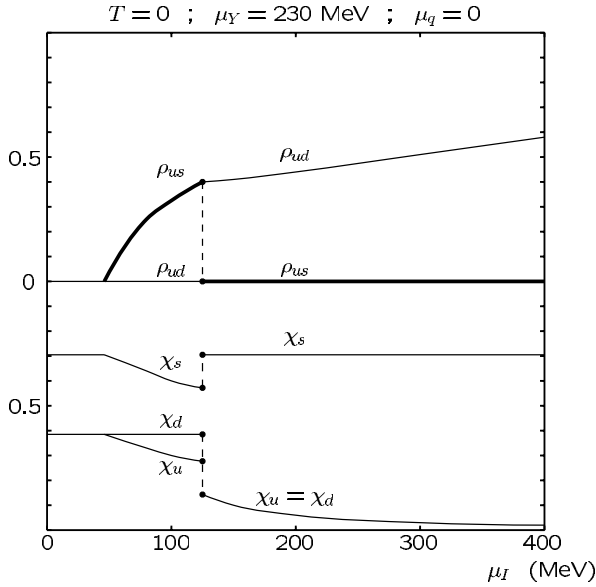


FIG. 2. Scalar and pseudoscalar condensates vs  $\mu_I$ , for  $T = 0$ ,  $\mu_q = 0$ , and  $\mu_Y = 230$  MeV. The path followed in the phase diagram of Fig. 1 is that of the solid line *a*.

temperature fights against pion and kaon condensation. We find that the kaon condensed phase disappears at  $\mu_I = 0$  for  $T > 85$  MeV. In Fig. 5 we show the evolution of the phase diagram of Fig. 1 at  $T = 100$  MeV. The region for kaon condensation has shrunk and the transitions associated with chiral symmetry approximate restoration have become continuous. Above  $T \approx 110$  MeV the regions of kaon condensation disappear. In Fig. 6 we plot the further evolution of the phase diagram of Fig. 1 at  $T = 140$  MeV.

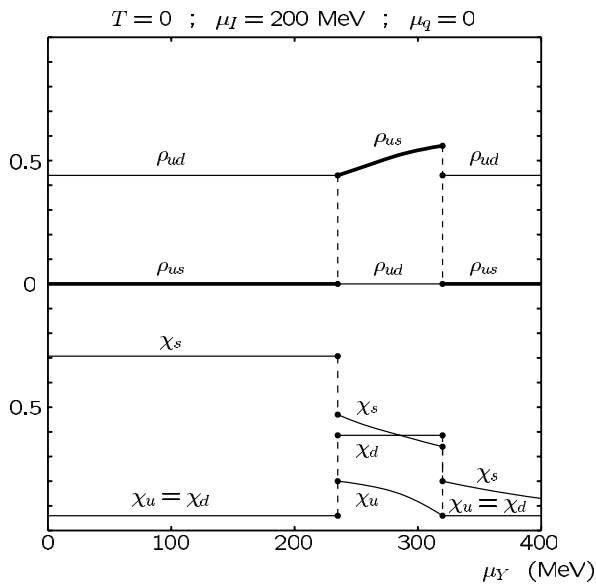


FIG. 3. Scalar and pseudoscalar condensates vs  $\mu_Y$ , for  $T = 0$ ,  $\mu_q = 0$ , and  $\mu_I = 200$  MeV. The path followed in the phase diagram of Fig. 1 is that of the solid line *b*.

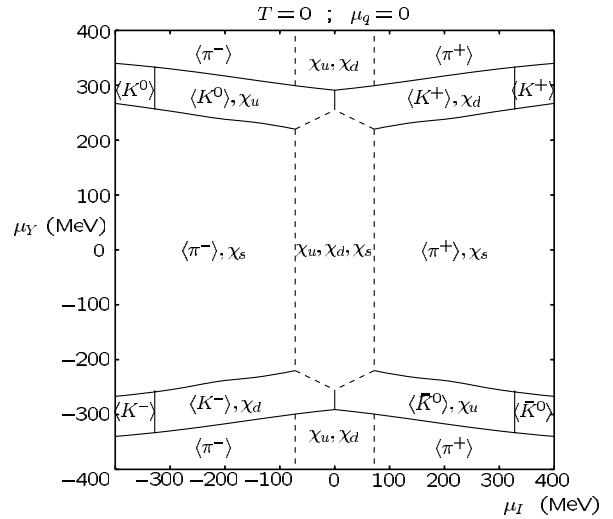


FIG. 4. Phase diagram for chiral symmetry restoration and meson condensation in the plane  $(\mu_I, \mu_Y)$  at  $\mu_q = 0$  and  $T = 0$ . Different regions are specified by the nonvanishing of a given condensate, whereas the others are vanishing ( $\rho_{ud}, \rho_{us}, \rho_{ds}$ ) or order  $\sim m_f/\Lambda$  ( $\chi_u, \chi_d, \chi_s$ ). Dashed lines are for the continuous vanishing of pseudoscalar fields, whereas solid lines are for discontinuous behaviors.

In the range of values of  $\mu_I, \mu_Y$  that we have considered, only the regions of pion condensation and the usual regions with chiral symmetry breaking separated by continuous transitions from analogous phases with  $\chi_s \sim m_s/\Lambda$  for

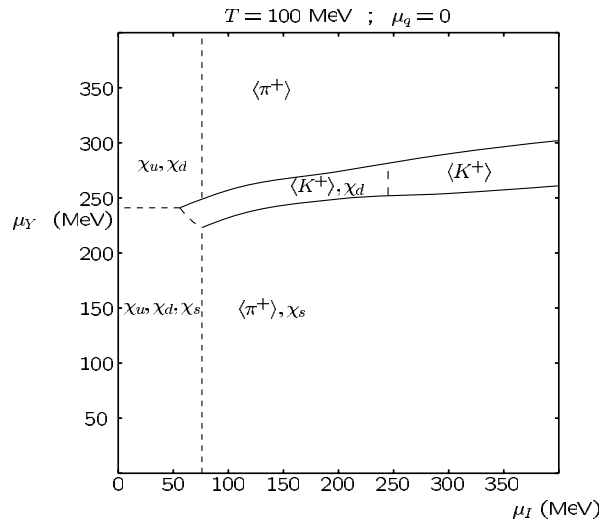


FIG. 5. Phase diagram for chiral symmetry restoration and meson condensation in the plane  $(\mu_I, \mu_Y)$  at  $\mu_q = 0$  and  $T = 100$  MeV, which is above the temperature of the tricritical point. Different regions are specified by the nonvanishing of a given condensate, whereas the others are vanishing ( $\rho_{ud}, \rho_{us}$ ) or order  $\sim m_f/\Lambda$  ( $\chi_u, \chi_d, \chi_s$ ). Dashed lines are for the continuous vanishing of pseudoscalar fields or for crossover transitions for scalar fields, whereas solid lines are for discontinuous behaviors.

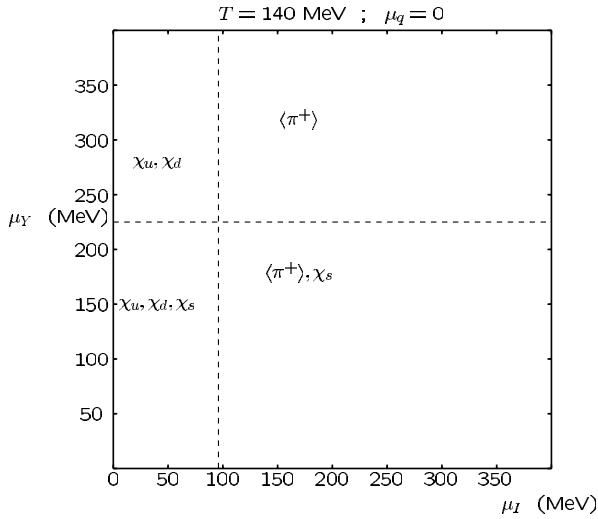


FIG. 6. Phase diagram for chiral symmetry restoration and pion condensation in the plane  $(\mu_I, \mu_Y)$  at  $\mu_q = 0$  and  $T = 140$  MeV, which is above the highest temperature  $\sim 110$  MeV to have kaon condensation. Different regions are specified by the nonvanishing of a given condensate, whereas the others are vanishing ( $\rho_{ud}$ ) or order  $\sim m_f/\Lambda$  ( $\chi_u, \chi_d, \chi_s$ ). Dashed lines are for the continuous vanishing of pseudoscalar fields or for crossover transitions for scalar fields.

large  $\mu_Y$  remain. Finally, pion condensation disappears above the crossover critical temperature  $T = 192$  MeV.

#### IV. KAON CONDENSATION IN THE REGION OF HIGH $\mu_q$

So far we have considered  $\mu_u = -\mu_d$  (and thus  $\mu_q = 0$ ). Besides this case, the relevant features of the full phase diagram can be grasped by considering two other possibilities, which are  $\mu_u = \mu_d$  (and thus  $\mu_I = 0$ ), and  $\mu_s = 0$ , which has been already considered in Ref. [19]. In this section, we suggest a hypothesis for a kaon condensation driven mainly by light quark finite densities, with  $\mu_s$  low or even zero. We recall that in the case of  $\mu_s = 0$  there is an equal number of strange quarks and antiquarks, and in that case kaon condensation would concern a light particle (antiparticle), associated to the external field, and a strange antiquark (quark) belonging to the sea. In Ref. [19], we had not inserted the pseudoscalar fields with strangeness content: the possibility of kaon condensation at  $\mu_s = 0$  would modify the phase diagram in the  $(\mu_u, \mu_d)$  plane of Ref. [19] with the insertion of regions with condensed kaons. However, except for this, no further modification would be necessary, whereas the possibility of kaon condensation at zero or low values of  $\mu_s$  can be also studied for  $\mu_I = 0$ , which is therefore the last situation we examine. From its definition in Eq. (3), we see that  $\mu_Y$  measures the difference between the strange quark chemical potential and  $\mu_q$  (which at  $\mu_I = 0$  is the chemical potential associated with one of the light flavors) similarly to  $\mu_I$  which measures the unbalance between the  $u$  and  $d$  quark

chemical potentials. Therefore as pion condensation can occur, at  $T = 0$  and for instance at  $\mu_d = 0$ , when  $\mu_u \gtrsim m_\pi$ , similarly we could expect a kaon condensed phase at  $T = 0$  and  $\mu_s = 0$  when  $\mu_q \gtrsim m_K$ . However, within our approximations, this does not happen, the reason being that  $m_K$  is higher than the critical value of  $\mu_q$  for the melting of the dynamical part of  $\langle \bar{\Psi}_f \Psi_f \rangle$ ,  $f = u, d$ . In other words, when the condensates of the light quarks start to decrease to values  $\sim m/\Lambda$ , the effective kaon mass starts to increase and kaon condensation always remains unfavored (the same does not happen at  $\mu_q = 0$  because the melting of the dynamical part of  $\langle \bar{s}s \rangle$  occurs at higher values of  $\mu_s$  and actually we find kaon condensation as shown in the last section). Nevertheless, since we do not have taken into account the effects of di-quark condensates which could break chiral symmetry, it would be interesting to further analyze what happens with their inclusion. We will analyze this case in further work.

For the time being, let us show, in Fig. 7, the  $T = 0$  phase diagram in the  $(\mu_q, \mu_s)$  plane at  $\mu_I = 0^-$ , where  $0^-$  stands for an infinitesimally small negative value, which is necessary to decide which are the kaons that condense (in any case, within a neutron star a finite negative isospin chemical potential is present). The structure of this phase diagrams recalls that of [19] for pion condensation in the  $(\mu_u, \mu_d)$  plane, with a normal phase in the middle, characterized by high values of the scalar condensates  $\chi_u, \chi_d, \chi_s$ . This phase is separated from the regions of chiral symmetry approximate restoration (relative to one or more flavors depending on the values of chemical po-

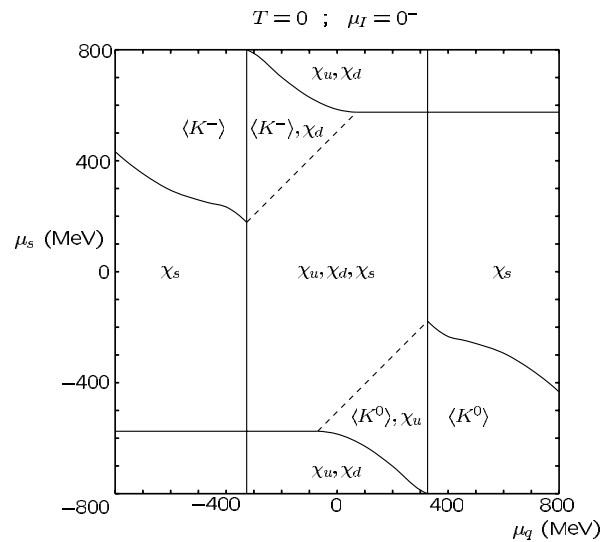


FIG. 7. Phase diagram for chiral symmetry restoration and kaon condensation in the plane  $(\mu_q, \mu_s)$  at  $\mu_I = 0^-$  and  $T = 0$ . Different regions are specified by the nonvanishing of a given condensate, whereas the others are vanishing ( $\rho_{us}, \rho_{ds}$ ) or order  $\sim m_f/\Lambda$  ( $\chi_u, \chi_d, \chi_s$ ). Dashed lines are for the continuous vanishing of pseudoscalar fields, whereas solid lines are for discontinuous behaviors.

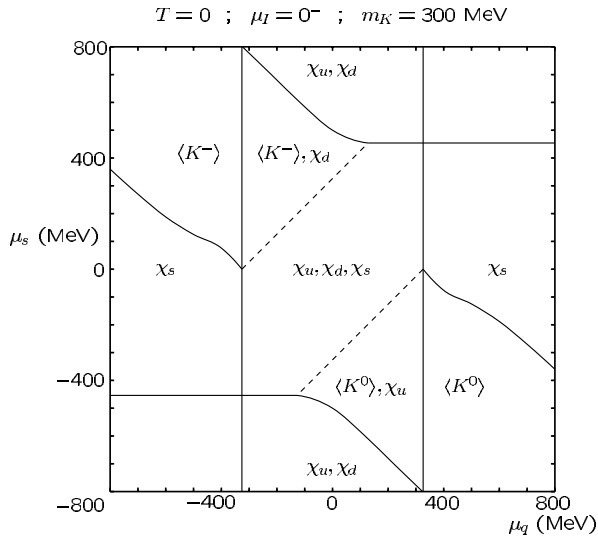


FIG. 8. Phase diagram for chiral symmetry restoration and kaon condensation in the plane  $(\mu_q, \mu_s)$  at  $\mu_l = 0^-$  and  $T = 0$ , and for  $m_K = 300$  MeV. Different regions are specified by the nonvanishing of a given condensate, whereas the others are vanishing ( $\rho_{us}, \rho_{ds}$ ) or order  $\sim m_f/\Lambda$  ( $\chi_u, \chi_d, \chi_s$ ). Dashed lines are for the continuous vanishing of pseudoscalar fields, whereas solid lines are for discontinuous behaviors.

tentials) which are characterized by the respective scalar field  $\chi_f \sim m_f/\Lambda$ . Furthermore these regions are separated through discontinuous transitions, both from the normal phase and from the regions of kaon condensation. There are four different regions of this kind, distinguishable by the condensing kaon and by the values of the associated scalar condensates. Finally, the normal phase turns into a region of kaon condensation through the smooth rotation of  $\chi_s$  and one of the light flavors (according to the sign of  $\mu_Y$  one between  $\chi_u$  or  $\chi_d$  remains large) into a kaon condensate, when  $\mu_Y \gtrsim m_K/2$ , with a second order phase transition. We can see that the presence of a high value of  $|\mu_q|$  lowers the corresponding  $|\mu_s|$  necessary to have kaon condensation: moreover, a value of  $\mu_l \neq 0$  would favor a

kaon condensation with lower values of  $|\mu_q|$  and/or  $|\mu_s|$ . Since we do not know exactly the critical value  $\mu_q^C$  for chiral symmetry restoration, and since we are interested here in the case where  $\mu_q^C > m_K$ , instead of varying  $\mu_q^C$  (for instance performing a different fit) we take the kaon mass as a free parameter, by varying the strange quark mass, and we present, in Fig. 8, the same result as in Fig. 7, for  $m_K = 300$  MeV, which is the upper limit for having a kaon condensation at  $\mu_s = 0$ .

## V. CONCLUSIONS

In this paper we have presented a calculation of the QCD phase diagram obtained by using a 3-flavor NJL model. We have considered the plane  $(\mu_l, \mu_Y)$  to study the competition of kaon and pion condensation at zero and finite temperature and to establish a comparison with a previous analysis performed in a chiral model [20]. The results of the microscopical model accurately reproduce those achieved in the effective model only for low densities, since in the high strangeness density regime approximate chiral symmetry restoration (relative to the strange sector) occurs, disfavoring kaon with respect to pion condensation. Moreover we have suggested the possibility of kaon condensation driven only by light quark densities: this situation could be of interest in the core of compact stars, where the densities are approximatively associated only to light flavors. Up to now, we have neglected the possibility of di-quark condensation: however, we are currently working on an extension of this analysis that takes into account the superconductive phases too, so as to reproduce the physical picture proposed in the context of effective models for the  $K_0$ -CFL phase [22], and to understand the behavior of color superconductivity by varying arbitrarily the three quark chemical potentials [27]. Eventually, the inclusion of the  $\beta$ -equilibrium as well as charge and color neutrality, will give us a reasonable picture of cold quark matter within stars, and will make possible a comparison with experimental data.

- 
- [1] A. Barducci, R. Casalbuoni, S. De Curtis, R. Gatto, and G. Pettini, Phys. Lett. B **231**, 463 (1989); Phys. Rev. D **41**, 1610 (1990); Phys. Rev. D **46**, 2203 (1992); S.P. Klevansky, Rev. Mod. Phys. **64**, 649 (1992); A. Barducci, R. Casalbuoni, G. Pettini, and R. Gatto, Phys. Rev. D **49**, 426 (1994); T. Hatsuda and T. Kunihiro, Phys. Rep. **247**, 221 (1994); M. A. Halasz, A. D. Jackson, R. E. Shrock, M. A. Stephanov, and J. J. M. Verbaarschot, Phys. Rev. D **58**, 096007 (1998).
- [2] A. Jakovac, A. Patkos, Zs. Szep, and P. Szeplafalusy, Phys. Lett. B **582**, 179 (2004); hep-ph/0409076.
- [3] M. Frank, M. Buballa, and M. Oertel, Phys. Lett. B **562**, 221 (2003).
- [4] D. Toublan and J. B. Kogut, Phys. Lett. B **564**, 212 (2003).
- [5] D. Toublan and J. B. Kogut, hep-ph/0409310.
- [6] A. Steiner, M. Prakash, and J. M. Lattimer, Phys. Lett. B **486**, 239 (2000); A. W. Steiner, S. Reddy, and M. Prakash, Phys. Rev. D **66**, 094007 (2002); M. Buballa, hep-ph/0402234; F. Weber, Prog. Part. Nucl. Phys. **54**, 193 (2005); R. X. Xu, astro-ph/0407074.
- [7] K. Rajagopal and F. Wilczek, *At the Frontier of Physics: Handbook of QCD*, Vol. 3, edited by M. Shifman, (World Scientific, Singapore, 2001), p. 2061; M. G. Alford, J. A. Bowers, J. M. Cheyne, and G. A. Cowan, Phys. Rev. D **67**,

- 054018 (2003).
- [8] M. G. Alford, J. A. Bowers, and K. Rajagopal, Phys. Rev. D **63**, 074016 (2001).
- [9] F. Neumann, M. Buballa, and M. Oertel, Nucl. Phys. A **714**, 481 (2003).
- [10] M. Alford, C. Kouvaris, and K. Rajagopal, Phys. Rev. Lett., **92**, 222001 (2004).
- [11] I. Shovkovy and M. Huang, Phys. Lett. B **564**, 205 (2003).
- [12] Z. Fodor and S. D. Katz, J. High Energy Phys. 03 (2002) 014; J. High Energy Phys. 04 (2004) 050.
- [13] P. de Forcrand and O. Philipsen, Nucl. Phys. B **642**, 290 (2002); Z. Fodor and S. D. Katz, Phys. Lett. B **534**, 87 (2002); C. R. Allton *et al.*, Phys. Rev. D **66**, 074507 (2002); M. D'Elia and M. P. Lombardo, Phys. Rev. D **67**, 014505 (2003).
- [14] D. T. Son and M. A. Stephanov, Phys. Rev. Lett. **86**, 592 (2001).
- [15] J. B. Kogut and D. K. Sinclair, Phys. Rev. D **66**, 014508 (2002); J. B. Kogut and D. K. Sinclair, Phys. Rev. D **66**, 034505 (2002); S. Gupta, hep-lat/0202005; D. K. Sinclair, J. B. Kogut, and D. Toublan, Prog. Theor. Phys. Suppl. **153**, 40 (2004); Y. Nishida, Phys. Rev. D **69**, 094501 (2004); D. N. Walters and S. Hands, hep-lat/0407034.
- [16] K. Splittorff, D. T. Son and M. A. Stephanov, Phys. Rev. D **64**, 016003 (2001); M. Loewe and C. Villavicencio, Phys. Rev. D **70**, 074005 (2004); M. Loewe and C. Villavicencio, Phys. Rev. D **67**, 074034 (2003).
- [17] B. Klein, D. Toublan, and J. J. M. Verbaarschot, Phys. Rev. D **68**, 014009 (2003).
- [18] A. Barducci, G. Pettini, L. Ravagli, and R. Casalbuoni, Phys. Lett. B **564**, 217 (2003).
- [19] A. Barducci, R. Casalbuoni, G. Pettini, and L. Ravagli, Phys. Rev. D **69**, 096004 (2004).
- [20] J. B. Kogut and D. Toublan, Phys. Rev. D **64**, 034007 (2001).
- [21] D. B. Kaplan and A. E. Nelson, Phys. Lett. B **175**, 57 (1986); H. D. Politzer and M. B. Wise, Phys. Lett. B **273**, 156 (1991); N. K. Glendenning and J. Schaffner-Bielich, Phys. Rev. Lett. **81**, 4564 (1998); S. Kubis and M. Kutschera, Acta Phys. Pol. B **30**, 2747 (1999).
- [22] P. F. Bedaque, and T. Schafer, Nucl. Phys. A **697**, 802 (2002); T. Schafer, hep-ph/0304281; A. Kryjevski, D. B. Kaplan, and T. Schafer, hep-ph/0404290.
- [23] P. Costa, M. C. Ruivo, Y. L. Kalinovsky, and C. A. de Sousa, Phys. Rev. C **70**, 025204 (2004).
- [24] M. G. Alford, K. Rajagopal, and F. Wilczek, Phys. Lett. B **422**, 247 (1998); J. Berges and K. Rajagopal, Nucl. Phys. B **538**, 215 (1999).
- [25] A. Barducci, R. Casalbuoni, S. De Curtis, D. Dominici, and R. Gatto, Phys. Rev. D **38**, 238 (1988).
- [26] S. M. Schmidt, D. Blaschke, and Y. L. Kalinovsky, Phys. Rev. C **50**, 435 (1994).
- [27] P. F. Bedaque, Nucl. Phys. A **697**, 569 (2002).