

**Partial wave analysis of the  $\pi^0\pi^0$  system produced in  $\pi^-p$  charge exchange collisions**

J. Gunter, A. R. Dzierba, R. Lindenbusch, K. A. Plinske, D. R. Rust, E. Scott, M. R. Shepherd, P. T. Smith, T. Sulanke,  
and S. Teige

*Department of Physics, Indiana University, Bloomington, Indiana 47405*

A. P. Szczepaniak

*Nuclear Theory Center, Indiana University, Bloomington, Indiana 47405*

S. U. Chung, K. Danyo, R. W. Hackenburg, C. Olchanski, D. P. Weygand,\*  
and H. J. Willutzki

*Brookhaven National Laboratory, Upton, New York 11973*

S. P. Denisov, V. A. Dorofeev, I. A. Kachaev, V. V. Lipaev, A. V. Popov,  
and D. I. Ryabchikov

*Institute for High Energy Physics, Protvino, Russian Federation, 142284*

Z. Bar-Yam, J. P. Dowd, P. Eugenio,<sup>†</sup> M. Hayek,<sup>‡</sup> W. Kern, E. King,  
and N. Shenhav<sup>‡</sup>

*Department of Physics, University of Massachusetts Dartmouth, North Dartmouth, Massachusetts 02747*

V. A. Bodyagin, O. L. Kodolova, V. L. Korotkikh, M. A. Kostin, A. I. Ostrovidov, L. I. Sarycheva, N. B. Sinev,  
I. N. Vardanyan, and A. A. Yershov

*Institute for Nuclear Physics, Moscow State University, Moscow, Russian Federation 119899*

D. S. Brown,<sup>§</sup> T. K. Pedlar, K. K. Seth, J. Wise, and D. Zhao

*Department of Physics, Northwestern University, Evanston, Illinois 60208*

T. Adams,<sup>||</sup> J. M. Bishop, N. M. Cason, E. I. Ivanov, J. M. LoSecco, J. J. Manak, A. H. Sanjari, W. D. Shephard,  
D. L. Steinike, S. A. Taegar,<sup>¶</sup> and D. R. Thompson

*Department of Physics, University of Notre Dame, Notre Dame, Indiana 46556*

G. S. Adams, J. P. Cummings, J. Kuhn, J. Napolitano, M. Nozar, J. A. Smith, D. B. White,  
and M. Witkowski

*Department of Physics, Rensselaer Polytechnic Institute, Troy, New York 12180*

(E852 Collaboration)

(Received 12 January 2000; published 11 September 2001)

A partial wave analysis of the  $\pi^0\pi^0$  system produced in the charge exchange reaction  $\pi^-p \rightarrow \pi^0\pi^0n$  at an incident momentum of 18.3 GeV/c is presented as a function of the  $\pi^0\pi^0$  invariant mass  $m_{\pi^0\pi^0}$  and momentum transfer squared  $|t|$  from the incident  $\pi^-$  to the outgoing  $\pi^0\pi^0$  system. For small values of  $|t|$ , the  $S$ -wave intensity shows a broad enhancement at low  $m_{\pi^0\pi^0}$  with a sharp dip in the vicinity of the  $f_0(980)$ . A dip is also observed in the vicinity of the  $f_0(1500)$ . There is a rapid variation of the  $S$  to  $D_0$  relative phase difference in these mass regions. For large values of  $|t|$ , the  $f_0(980)$  appears as a bump. The  $f_2(1270)$ , observed in  $D$  waves, is produced dominantly by  $\pi$  exchange at low values of  $|t|$  and  $a_2$  exchange at higher values of  $|t|$ .

DOI: 10.1103/PhysRevD.64.072003

PACS number(s): 13.25.Jx, 14.40.Cs

\*Present address: Thomas Jefferson National Accelerator Facility, Newport News, VA 23606.

<sup>†</sup>Present address: Department of Physics, Carnegie Mellon University, Pittsburgh, PA 15213.

<sup>‡</sup>Permanent address: Rafael, Haifa, Israel.

<sup>§</sup>Present address: Department of Physics, University of Maryland, College Park, MD 20742.

<sup>||</sup>Present address: Department of Physics, Kansas State University, Manhattan, KS 66506.

<sup>¶</sup>Present address: Department of Physics, University of Arizona, Tucson, AZ 85721.

## I. INTRODUCTION

This paper reports on a high-statistics partial wave analysis (PWA) of the  $\pi^0\pi^0$  system produced in the charge exchange reaction  $\pi^-p \rightarrow \pi^0\pi^0n$  at an incident momentum of 18.3 GeV/c using data taken by experiment E852 at the Brookhaven National Lab (BNL). The PWA was performed over the  $m_{\pi^0\pi^0}$  mass range from near threshold ( $2m_{\pi^0}$ ) to as high as 2.2 GeV/c<sup>2</sup> in 0.04 GeV/c<sup>2</sup> mass bins and in various bins in momentum-transfer-squared  $t = |p_\pi - p_{\pi\pi}|^2 = |p_n - p_p|^2$ .

The mass and  $|t|$  dependence of  $\pi\pi$  production in  $\pi^-$ -induced reactions with one-pion exchange (OPE) provides information on the process  $\pi\pi \rightarrow \pi\pi$ , involving the scattering of the lightest hadrons [1–7]. The extraction of  $\pi\pi \rightarrow \pi\pi$  amplitudes is, however, complicated by the presence of production mechanisms other than OPE [7,8]. The  $|t|$  and  $m_{\pi\pi}$  dependence of the partial wave amplitudes and their relative phases, the focus of this paper, provide information on these mechanisms and the necessary input for future  $\pi\pi$  scattering studies.

The study of the  $\pi\pi$  system also bears on current issues in the spectroscopy of conventional  $q\bar{q}$  mesons and non- $q\bar{q}$  mesons such as glueballs or mesonic molecules. In particular, the isoscalar scalar and tensor sectors have more states than can be accommodated within the conventional  $q\bar{q}$  model. A recent review of light meson spectroscopy [9] includes a summary of the current experimental situation in these sectors. Non- $q\bar{q}$  candidates include the poorly understood  $f_0(980)$  and the glueball candidates  $f_0(1500)$  and  $f_J(1710)$ , all of which couple to the  $\pi\pi$  system [10]. Information about the masses, widths, and decay modes of these states, along with knowledge of their production mechanisms, as revealed by their  $|t|$  dependencies, will help in unravelling their substructure [11–16]. A complete understanding of these states requires corresponding information from  $\eta\eta$  and  $K\bar{K}$  final states as well. This paper presents information that may be used in such a program.

The  $J^{PC}$  of the  $\pi^0\pi^0$  system must have  $J$  even with both  $P$  and  $C$  positive. The isospin must also be even ( $I=0$  or  $I=2$ ) for  $\pi^0\pi^0$ . The  $\pi^0\pi^0$  system is thus particularly attractive for the investigation of scalar and tensor states as the PWA is simplified without the presence of odd angular momenta.

The  $\pi^-p \rightarrow \pi^0\pi^0n$  reaction has been studied in experiments with incident  $\pi^-$  momenta of 9 [17], 25 [18], 38 [19], and 100 GeV/c [20]. The combined information from these experiments can be used to provide information on how cross sections of produced states and relative ratios of partial waves depend on center-of-mass energy. The analysis presented in this paper is the most complete in terms of showing the behavior of all relevant partial waves as a function of  $\pi^0\pi^0$  mass and momentum-transfer-squared. It also is based on a data set that is statistically comparable to the largest previous data set.

This paper is organized as follows. The experimental overview is presented in Sec. II. Event reconstruction and data selection are described in Sec. III, where the general

features of the distributions in  $m_{\pi^0\pi^0}$  and  $|t|$  are also discussed. The details of the PWA formalism and results are given in Sec. IV. In Sec. V, Regge-models are fitted to the results from Sec. IV. The conclusions are summarized in Sec. VI.

## II. EXPERIMENTAL OVERVIEW

The E852 apparatus [21] was built around and included the multiparticle spectrometer (MPS) at BNL. The data used for the analysis reported in this paper were collected in 1994 and 1995 using a beam of negatively charged particles of momentum 18.3 GeV/c. A 30 cm liquid hydrogen target was surrounded by a cylindrical drift chamber [22] and an array of thallium-doped CsI crystals [23] arranged in a barrel, all located inside the MPS dipole magnet. Drift chambers were used to track charged particles downstream of the target. Two proportional wire chambers (PWCs), downstream of the target, were used in requiring specific charged particle multiplicities in the event trigger. A 3000-element lead glass detector (LGD) [24] measured the energies and positions of photons in the forward direction. The dimensions of the LGD matched the downstream aperture of the MPS magnet. Photons missing the LGD were detected by the CsI array or by a lead/scintillator sandwich array (DEA) downstream of the target and arranged around an aperture to allow for the passage of charged particles.

The first level trigger required that the unscattered or elastically scattered beam not enter an arrangement of two small beam-veto scintillation counters located in front of the LGD. The next level of trigger required that there be no signal in the DEA and no charged particles recorded in the cylindrical drift chamber surrounding the target or in the PWC's (an all-neutral trigger). In the 1994 run, all layers of the cylindrical drift chamber were used in the trigger requirement, whereas in the 1995 run, only the outer layer was used. A common off-line analysis criterion required no hits in the cylindrical drift chamber. The final trigger requirement was a minimum deposition of electromagnetic energy in the LGD.

The LGD is central to this analysis and it is described in detail in Ref. [24]. The LGD was initially calibrated by moving each module into a monoenergetic electron beam. Further calibration was performed by adjusting the calibration constant for each module until the width of the  $\pi^0$  and  $\eta$  peaks in the  $\gamma\gamma$  effective mass distribution was minimized. The calibration constants were also used for a trigger processor, which did a digital calculation of energy deposited in the LGD and the effective mass of photons striking the LGD. A laser-based monitoring system allowed for tracking the gains of individual modules.

Studies were made of various algorithms for finding cluster of energies deposited by photons including issues of photon-to-photon separation and position finding resolution. These are also described in Ref. [24].

## III. EVENT RECONSTRUCTION AND DATA SELECTION

The combined data sets taken in 1994 and 1995 contain approximately 70 million all-neutral triggered events. Of

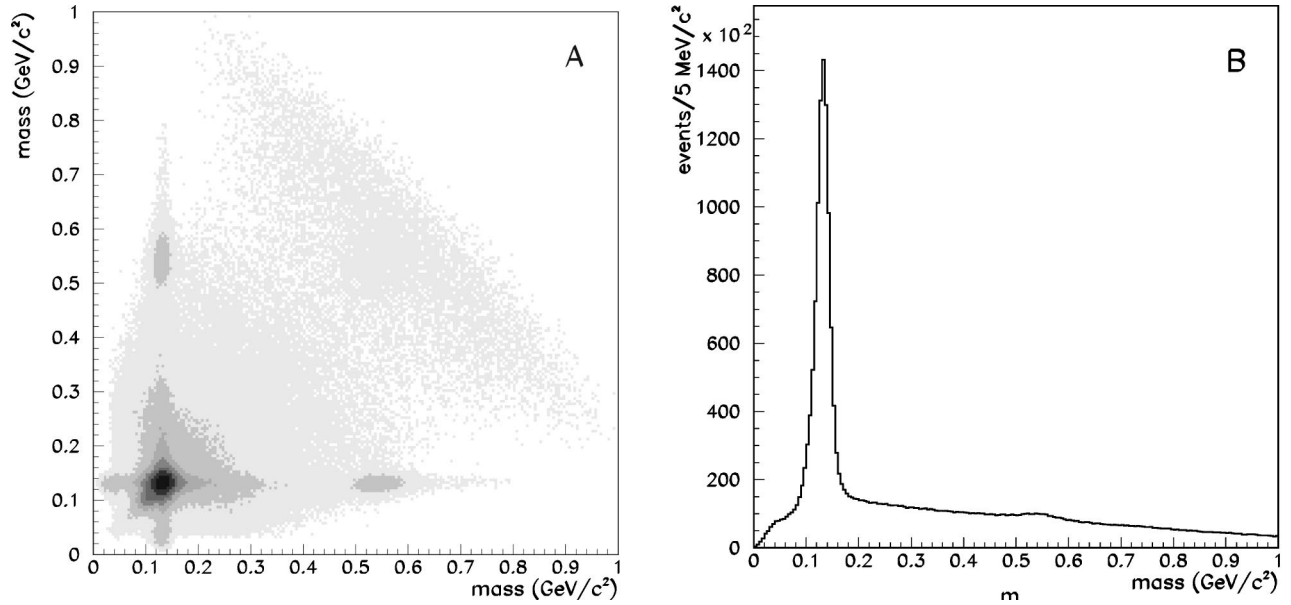


FIG. 1. (a) The plot of pairs of di-photon effective masses ( $m_{ij}$  vs  $m_{kl}$ ) for all pairs of photons ( $i, j, k, l$ ) is dominated by the  $\pi^0\pi^0$  signal. Clear evidence is also seen for the production of  $\eta\pi^0$ . (b) The projection of the scatter plot is shown.

these events, approximately 13 million were found to have four photons in the LGD. The plot of diphoton effective masses for all possible pairings of photons is shown in the scatterplot of Fig. 1(a) and the projection is shown in Fig. 1(b). Events consistent with the production of two  $\pi^0$ 's dominate the scatterplot. The  $\pi^0$  mass resolution is  $17 \text{ MeV}/c^2$ . The sample of 847 460  $\pi^-p \rightarrow \pi^0\pi^0n$  events was selected from the 13 million four photon events by imposing various analysis criteria. It was required that no charged particles were registered in the MPS drift chambers or the cylindrical drift chamber surrounding the liquid hydrogen target. Any event with a photon within 8 cm of the center of the beam hole or the outer edge of the LGD was removed. The  $\chi^2$  returned from kinematic fitting to the  $\pi p \rightarrow \pi^0\pi^0n$  reaction hypothesis was required to be less than 9.8 (95% C.L. for a three-constraint fit). A further demand was that none of the other final-state hypotheses considered ( $\eta\pi^0n, \eta\eta n$ ) had a better  $\chi^2$ . The final criterion was that the CsI detector registered less than 20 MeV, a cut that eliminated events with low-energy  $\pi^0$ 's. The  $\pi^0\pi^0$  mass resolution improves from  $24 \text{ MeV}/c^2$  to  $16 \text{ MeV}/c^2$  at the mass of the  $K_s^0$  after kinematic fitting.

Background studies were also carried out. By selecting events in a given four-photon effective mass region and fitting the associated scatter plot of diphoton effective mass pairings (similar to Fig. 1), the background of non- $\pi^0\pi^0$  events under the signal was found to be very small. Typical signal-to-noise ratios determined by these studies are in the range of 50:1. Monte Carlo studies indicate that combinatoric background from mispairing the reconstructed photons is a few percent below  $m_{\pi\pi} \sim 0.5 \text{ GeV}/c^2$  and nonexistent at higher masses. These studies are described in more detail in Ref. [25].

The distribution in missing-mass-squared, recoiling against the four photons, for events with a successful kinematic fit to the reaction  $\pi^-p \rightarrow \pi^0\pi^0n$ , is shown in Fig. 2.

The missing-mass-squared is determined from photon position and energy information before kinematic fitting and the distribution peaks near the square of the neutron mass. The width of the distribution is consistent with expectations. The distribution in  $\pi^0\pi^0$  effective mass is shown in Fig. 3. The spectrum is dominated by the  $f_2(1270)$  resonance and a broad enhancement at low  $\pi^0\pi^0$  mass (from threshold to about  $1.0 \text{ GeV}/c^2$ ). There is also a small  $K_s^0 \rightarrow \pi^0\pi^0$  signal present, despite the requirement that the deposited energy in the CsI detector not exceed 20 MeV. This CsI energy cut reduces a substantial fraction of  $K_s^0$  events by vetoing events

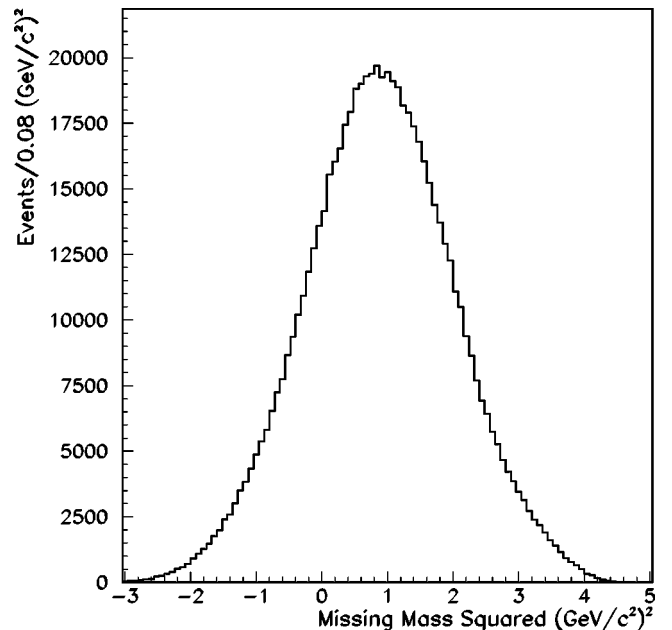


FIG. 2. The missing-mass-squared distribution is shown for four-photon events with a successful kinematic fit to the reaction  $\pi^-p \rightarrow \pi^0\pi^0n$ .

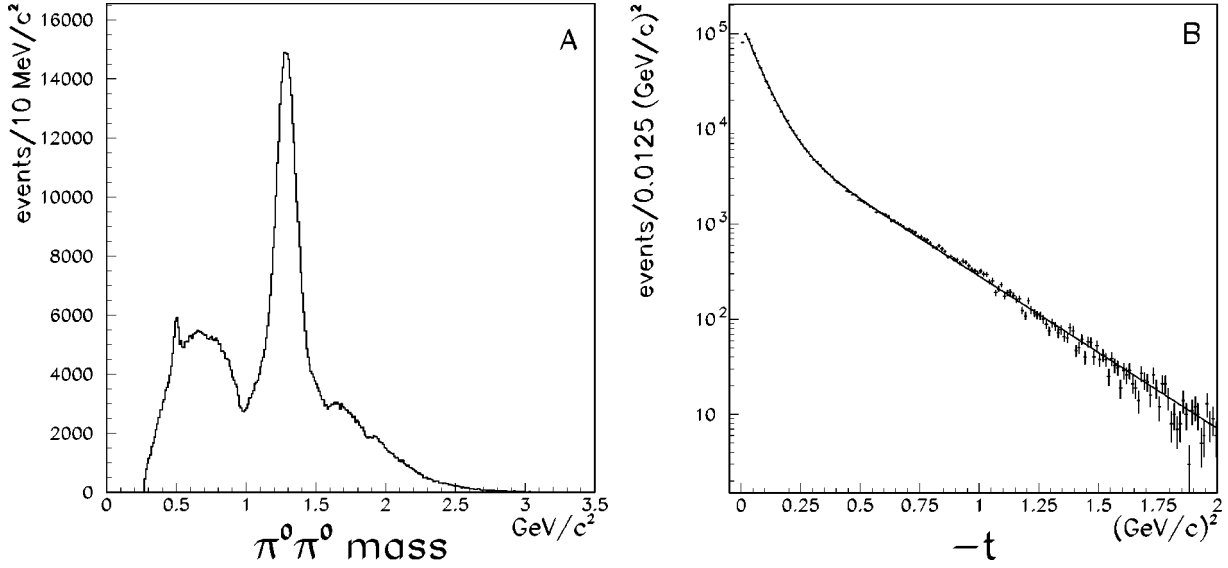


FIG. 3. (a) The  $\pi^0\pi^0$  effective mass distribution. This spectrum is dominated by the presence of the  $f_2(1270)$  resonance. Additionally, there is a broad enhancement peaking near  $0.8 \text{ GeV}/c^2$  and dips in the spectrum at  $1.0$  and  $1.5 \text{ GeV}/c^2$ . (b) The momentum-transfer-squared distribution with a fit to the sum of two exponential functions. The structure of this distribution is suggestive of changing production mechanisms.

with associated recoil strangeness, i.e.,  $\Lambda \rightarrow \pi^0 n$  (recoil  $\Lambda \rightarrow \pi^- p$  are eliminated in the trigger). By correlating the observed yields of  $K_S^0$  and  $f_2(1270)$  mesons, for samples with and without the CsI detector energy cuts, with cross sections for  $f_2(1270)$  production and associated  $K_S^0$  production [ $\pi^- p \rightarrow K_S^0 \Lambda(\Sigma^0)$ ] measured in other experiments, we estimate an overall CsI detector inefficiency of 5%. These studies also indicate that the background level of non-neutron events under the  $f_2(1270)$  is approximately 1%. Another feature of the spectrum is the dip at  $1.0 \text{ GeV}/c^2$ , which will be seen to be due to the interference of a narrow resonance, the  $f_0(980)$ , with a broad  $\pi^0\pi^0$  enhancement.

The distribution in  $|t|$ , shown in Fig. 3, is not characterized by a single exponential, suggesting more than one production mechanism. The curve is a fit to this distribution to a sum of two exponentials:  $dN/dt = ae^{-b \cdot |t|} + ce^{-d \cdot |t|}$  where  $b = 15.5 (\text{GeV}/c)^{-2}$  and  $d = 3.7 (\text{GeV}/c)^{-2}$ . Based on this structure, we initially examine the  $\pi^0\pi^0$  effective mass spectra in four bins in  $|t|$  as shown in Fig. 4. The  $t$  dependence of the  $S$ ,  $D_0$ , and  $D_+$  partial waves is later investigated in a set of partial wave fits more finely binned in  $|t|$ .

An inspection of Fig. 4 reveals striking differences in the  $\pi^0\pi^0$  mass spectra associated with the four bins in  $|t|$ . For example, the low-mass structure that dominates in Fig. 4(a) is much less prominent in Fig. 4(d). The dip associated with the  $f_0(980)$  resonance in Fig. 4(a) becomes a bump in Fig. 4(d). These and other features are explored in more detail below in the discussion of the PWA results.

#### IV. PARTIAL WAVE ANALYSIS

Partial wave analysis is used to extract production amplitudes (partial waves) from the observed decay angular distributions of the di-pion system. A process such as  $\pi^- p \rightarrow \pi^0\pi^0 n$ , dominated by a  $t$ -channel meson exchange, is

simplest to analyze in the Gottfried-Jackson reference frame. The Gottfried-Jackson frame is defined as a right-handed coordinate system in the center-of-mass of the produced di-pion system with the  $z$  axis defined by the beam particle momentum and the  $y$  axis perpendicular to the plane defined by the beam and recoil neutron momenta. The decay angles  $(\theta, \phi)$  are determined for one of the produced  $\pi^0$  momenta. At fixed beam momentum, an event is fully specified by  $(m_{\pi\pi}, t, \theta, \phi)$ . The data are binned in  $m_{\pi\pi}$ , and  $t$  and the production amplitudes, and their relative phases, are extracted from the accumulated angular distributions using an extended maximum likelihood fit to the distributions in  $(\theta, \phi)$  [26]. The naming convention for the partial waves is summarized in Table I.

The explicit form of the angular distribution  $I(\theta, \phi)$  fitted to the data in a given mass and momentum transfer range in this analysis, is given by

$$I(\theta, \phi) = |S + \sqrt{5}D_0P_2^0(\cos\theta) - \sqrt{\frac{5}{3}}D_-P_2^1(\cos\theta)\cos\phi + \sqrt{9}G_0P_4^0(\cos\theta)|^2 + |\sqrt{\frac{5}{3}}D_+P_2^1(\cos\theta)\sin\phi|^2, \quad (1)$$

where  $P_l^m(\theta)$  are the associated Legendre polynomials [26].

As summarized in Table I, the  $D_+$  wave is produced by the exchange of a particle with natural parity [ $P = (-1)^J$ ]. For production of a  $\pi\pi$  system, the dominant natural parity exchange particle is the  $a_2$  [27]. The  $S$ ,  $D_0$ ,  $D_-$ , and  $G_0$  waves are produced by the exchange of a particle with unnatural parity [ $P = (-1)^{J+1}$ ]. Again, for  $\pi\pi$  production, the dominant unnatural parity exchange particles are the  $\pi$  and the  $a_1$  [27].

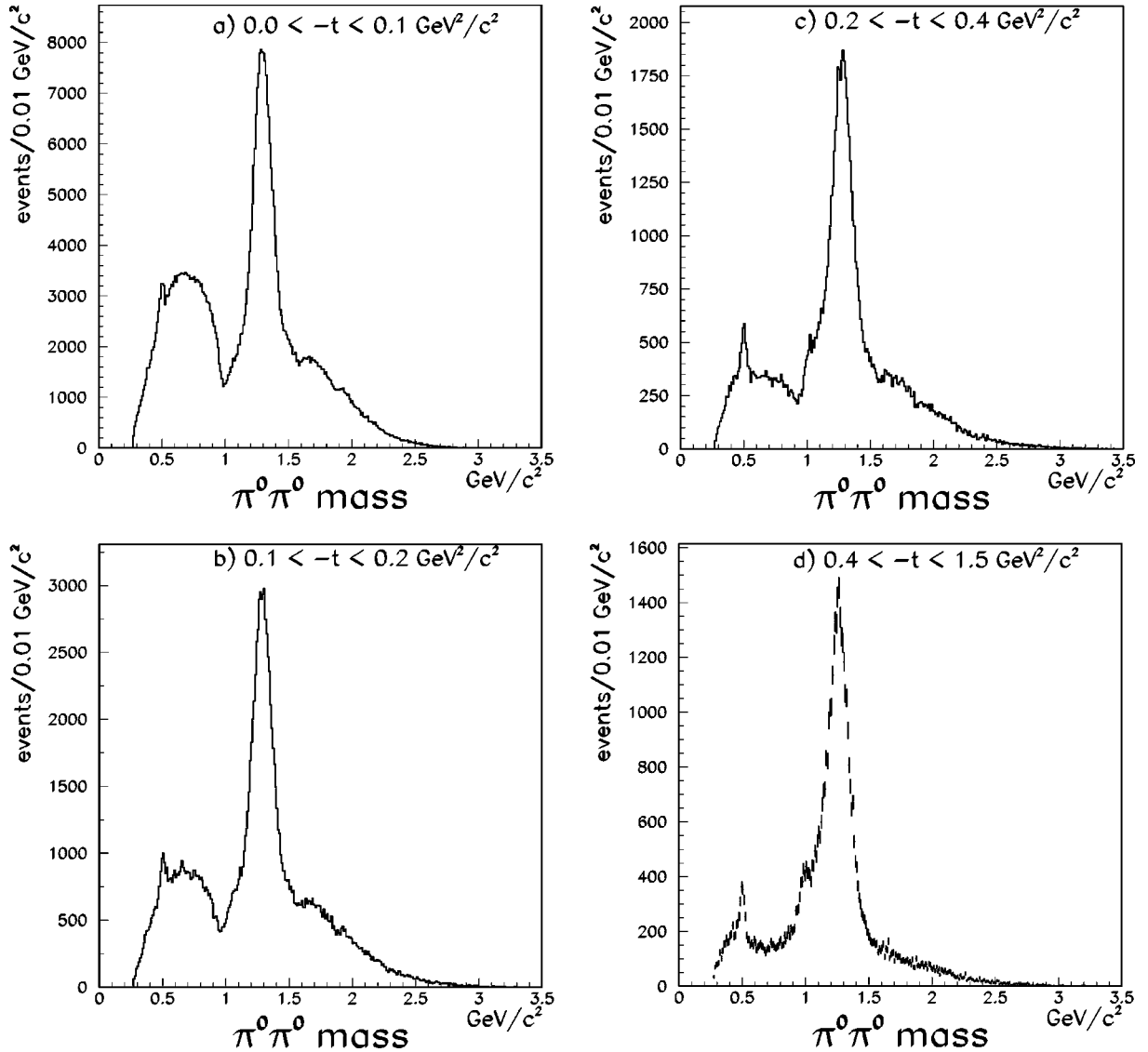


FIG. 4. The  $\pi^0\pi^0$  effective mass distribution for four regions of  $|t|$  and the shape is seen to be strongly dependent on  $|t|$ . Of particular interest is the disappearance of the broad enhancement near  $0.8 \text{ GeV}/c^2$  in (a) and (b) and the emergence of a small peak at  $0.98 \text{ GeV}/c^2$  in (c) and (d) with increasing values of  $|t|$ .

### A. Ambiguities

There are multiple discrete sets of partial wave amplitudes, which can give rise to exactly the same angular distribution [26]. It can be shown that in a partial wave fit with only  $S, D_0, D_-,$  and  $D_+$  partial waves, there are four sets of ambiguous partial wave amplitudes. The four sets can be divided into two groups with different partial wave intensities. Additionally, within each group, there is a sign ambiguity in the phases between the amplitudes.

Normally there are two ambiguities, if one wave in each naturality is fixed *a priori*, e.g., set real or to some complex value for dynamical reasons, but there is still an overall sign ambiguity. However, even this sign ambiguity could be fixed by the requirement, for example, of a resonant behavior in one of the waves.

TABLE I. The nomenclature for partial waves includes the angular momentum ( $L$ ) of the  $\pi^0\pi^0$  system, the magnitude of the magnetic quantum number ( $m$ ), and the naturality of the exchange particle, which leads to production in the particular partial wave. The naturality is natural if  $P=(-1)^J$  and unnatural if  $P=(-1)^{J+1}$ .

Partial wave	$L$	$ m $	Naturality of the exchange particle
$S$	0	0	unnatural
$D_0$	2	0	unnatural
$D_-$	2	1	unnatural
$G_0$	4	0	unnatural
$D_+$	2	1	natural

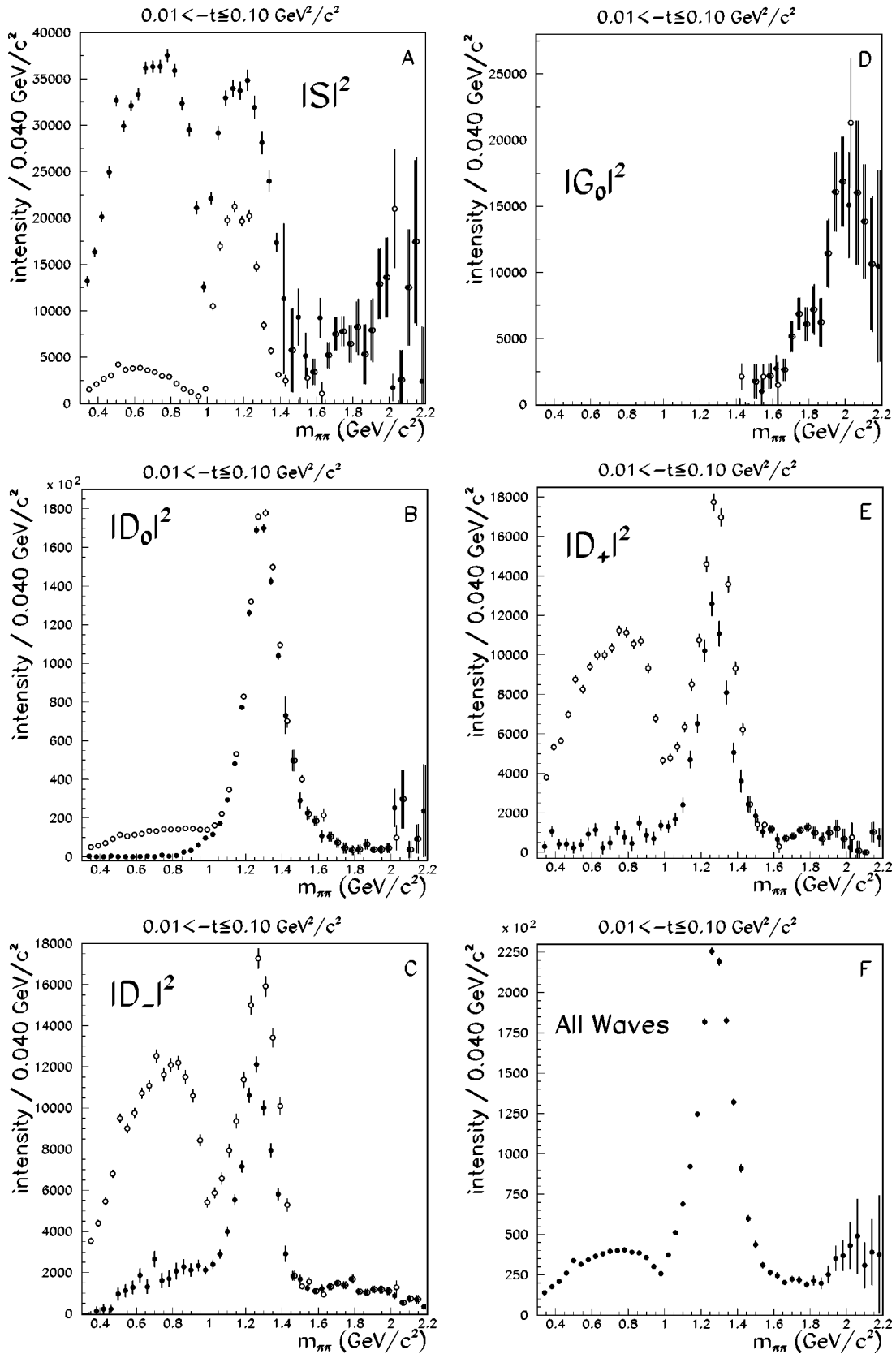


FIG. 5. The squares of the magnitudes of the partial waves (a)–(e) as a function of mass for events in the region  $0.01 < |t| < 0.10 \text{ GeV}^2/c^2$ . The solid symbols correspond to the physical solution. Additionally the coherent sum of the partial waves integrated over decay angles (f), gives the acceptance corrected mass distribution. The dominant production mechanism is the  $m=0$  unnatural parity exchange ( $S$ ,  $D_0$ , and  $G_0$  partial waves).



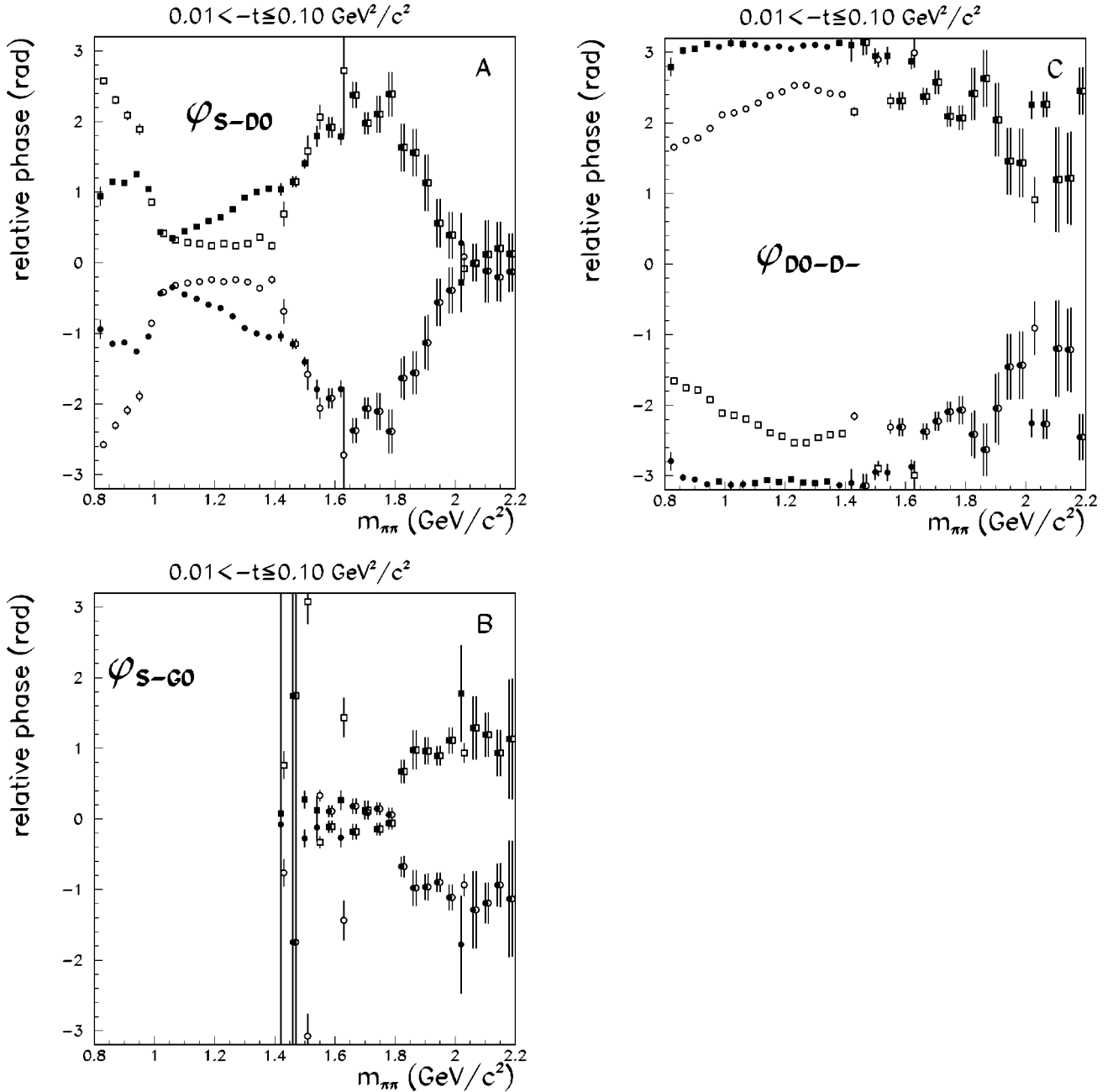


FIG. 6. For events in the region  $0.01 < |t| < 0.10$ , the relative phase between the  $S$  and  $D_0$  partial waves (a) shows rapid phase variation near  $0.98$  and  $1.5 \text{ GeV}/c^2$ . The relative phase between the  $D_0$  and  $D_-$  partial waves (b) is smooth and nearly constant up to  $1.5 \text{ GeV}/c^2$ . The relative phase between the  $S$  and  $G_0$  partial waves is shown in (c). The solid circles represent the physical solution.

In general, there is an eightfold ambiguity for a  $\pi^0\pi^0$  system containing  $L=0, 2$ , and  $4$ . However, these ambiguities necessarily entail nonzero  $G_-$  and  $G_+$  waves. In this paper we have assumed that these are negligibly small and searched for ambiguities with nonzero  $G_0$  wave. We find no such ambiguities in our data.

In the analysis of the  $\pi^0\pi^0$  system, the physical solution can be selected by a combination of physical arguments (which will be given below) and the requirement that solutions be smoothly connected as a function of mass. This selection of the physical solution applies simultaneously to all intensities and phases. In what follows, the physical so-

lution is plotted with solid symbols. The other solutions are plotted with open symbols and are presented for completeness.

## B. Partial wave fits

### 1. Results for $0.01 < -t < 0.10 \text{ GeV}^2/c^2$

The results of the partial wave decomposition are shown in Figs. 5 and 6. The partial wave intensities are shown in Fig. 5 and the phase differences in Fig. 6. The phase difference plots are shown above  $\pi^0\pi^0$  masses of  $0.8 \text{ GeV}/c^2$ . Below that value, where one of the waves is very small,

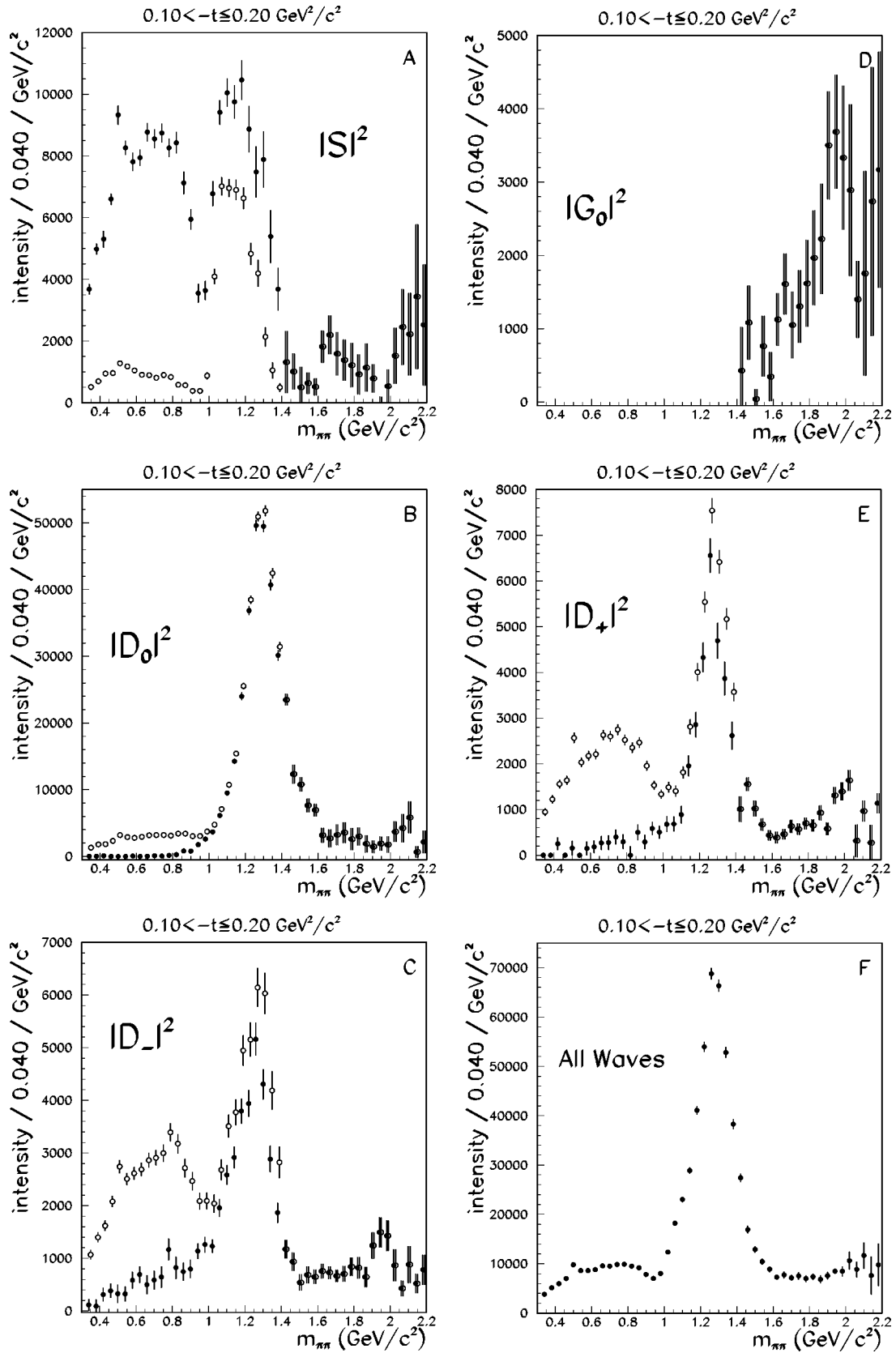


FIG. 7. The squares of the magnitudes of the partial waves (a)–(e) as a function of mass for events in the region  $0.10 < |t| < 0.20$  GeV<sup>2</sup>/c<sup>2</sup>. The solid symbols correspond to the physical solution. The coherent sum of the partial waves integrated over decay angles (f), gives the acceptance corrected mass distribution. As in Fig. 5, the dominant production mechanism is  $m=0$  unnatural parity exchange ( $S$ ,  $D_0$ , and  $G_0$  partial waves).



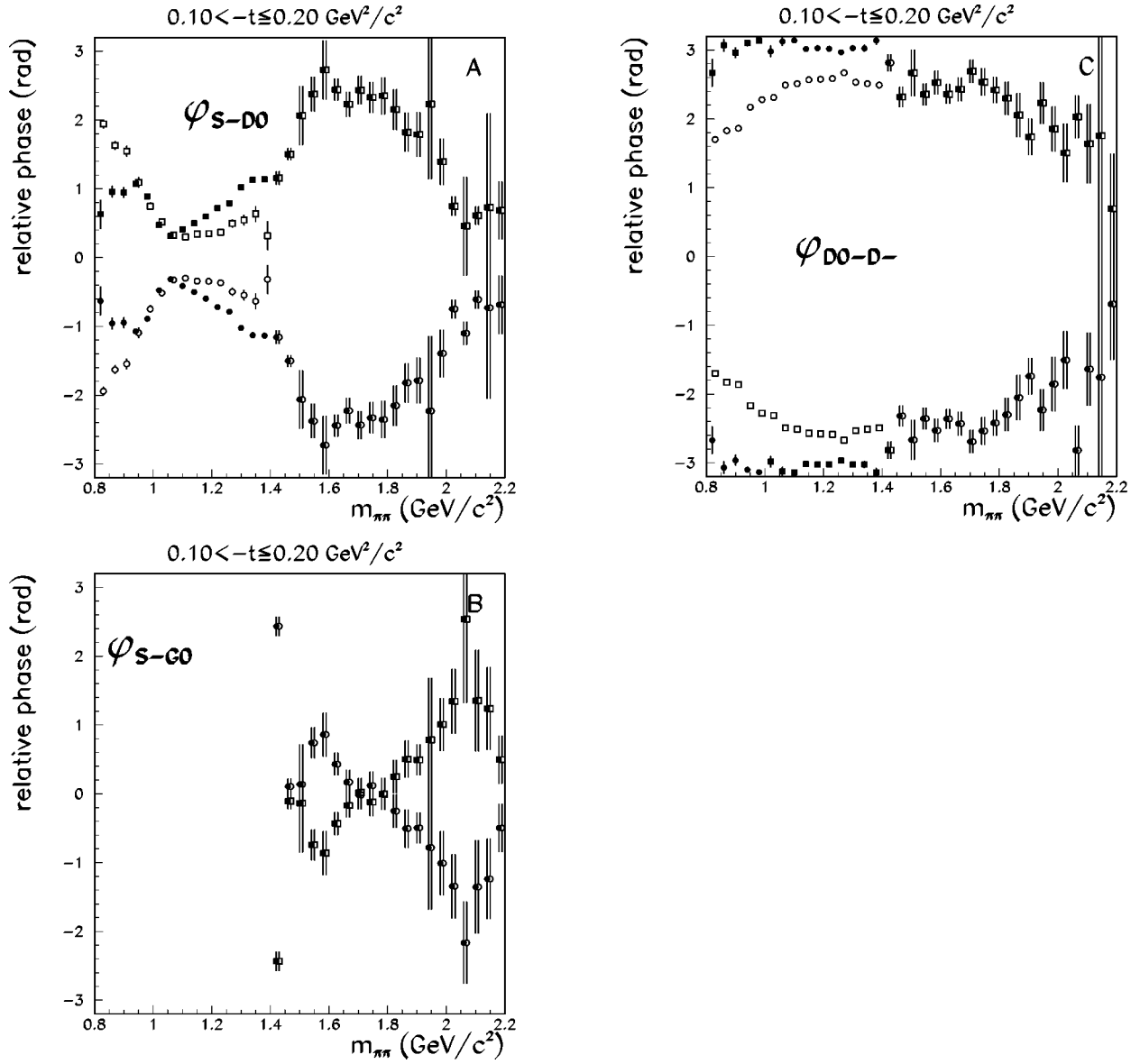


FIG. 8. For events in the region  $0.10 < |t| < 0.20$ , the relative phase between the  $S$  and  $D_0$  partial waves (a) shows rapid phase variation near  $0.98$  and  $1.5$   $\text{GeV}/c^2$ . The relative phase between the  $D_0$  and  $D_-$  partial waves (b) is smooth and nearly constant up to  $1.5$   $\text{GeV}/c^2$ . The relative phase between the  $S$  and  $G_0$  partial waves is shown in (c). The solid circles represent the physical solution.

phase difference information is unreliable. As discussed in Sec. IV A, there is a twofold ambiguity in the intensities. The threshold behavior ( $S$ -wave dominance) and the resonant behavior of the  $f_2(1270)$  are used to select the physical solution. Furthermore, since the resonant structures of both the  $D_0$  and  $D_-$  partial waves are due to the  $f_2(1270)$ , the relative phase between the  $D_0$  and  $D_-$  partial waves should be constant and near  $\pm\pi$  radians, according to the phase convention of Ref. [26]. These assumptions allow the physical solution at low mass to be connected with the solutions at higher mass. Above approximately  $1.5$   $\text{GeV}/c^2$ , the solutions become degenerate. The spin-4  $G_0$  partial wave is not included in the fit below  $1.4$   $\text{GeV}/c^2$ .

There are a number of key features observed in the physical solution. There is at least one broad enhancement in the  $S$ -wave intensity and a sharp dip in the  $S$ -wave intensity near

$1.0$   $\text{GeV}/c^2$  accompanied by rapid phase variation in the  $S - D_0$  relative phase. There also exists a dip in the  $S$ -wave intensity near  $1.5$   $\text{GeV}/c^2$  accompanied by rapid phase variation in the  $S - D_0$  relative phase. The  $f_2(1270)$  is observed in the  $D_0$ ,  $D_-$ , and  $D_+$  partial wave intensities, and the bump observed in the  $G_0$  partial wave near  $2.0$   $\text{GeV}/c^2$  is consistent with the  $f_4(2040)$ . Finally, the  $D_0$ -wave intensity is larger than the  $D_-$ -wave intensity or the  $D_+$ -wave intensity, consistent with the expectation that OPE should favor production of an  $m=0$  wave for this low- $|t|$  region.

A background term was not included in the PWA fits presented in this paper. A background term was included in some earlier fits where it was found that below about  $1.0$   $\text{GeV}/c^2$  it cannot be distinguished from the dominant  $S_0$  wave, and above  $1.0$   $\text{GeV}/c^2$ , the fit forces the background term to zero.

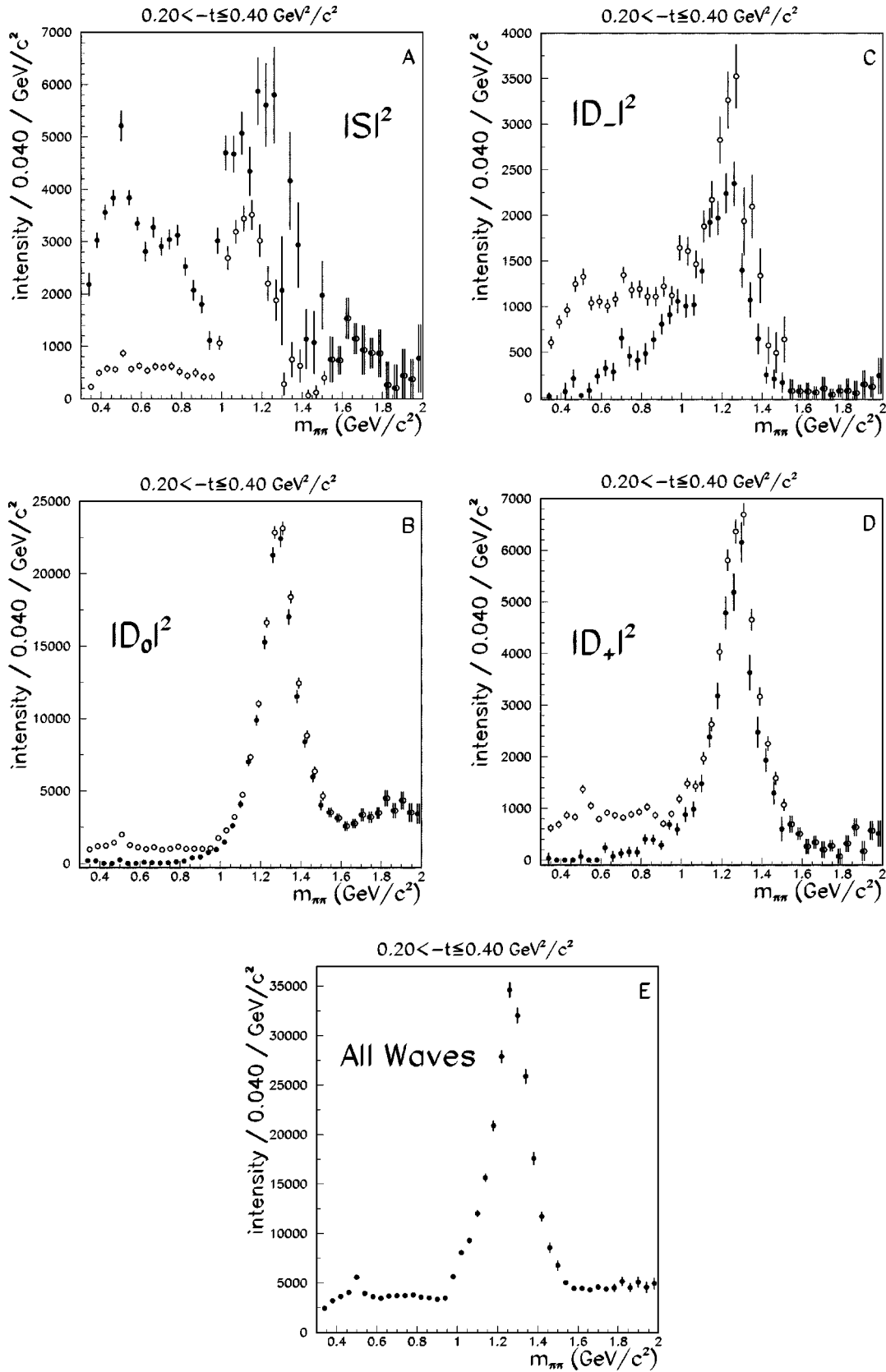


FIG. 9. The squares of the magnitudes of the partial waves (a)–(d) as a function of mass for events in the region  $0.20 < |t| < 0.40 \text{ GeV}^2/c^2$ . The solid symbols correspond to the physical solution. The coherent sum of the partial waves integrated over decay angles (e), gives the acceptance corrected mass distribution. Compared to Figs. 5 and 7, the  $D_+$  partial wave (natural parity exchange) is becoming more important although the dominant production mechanism is still the  $m=0$  unnatural parity exchange ( $S$ ,  $D_0$ , and  $G_0$  partial waves).

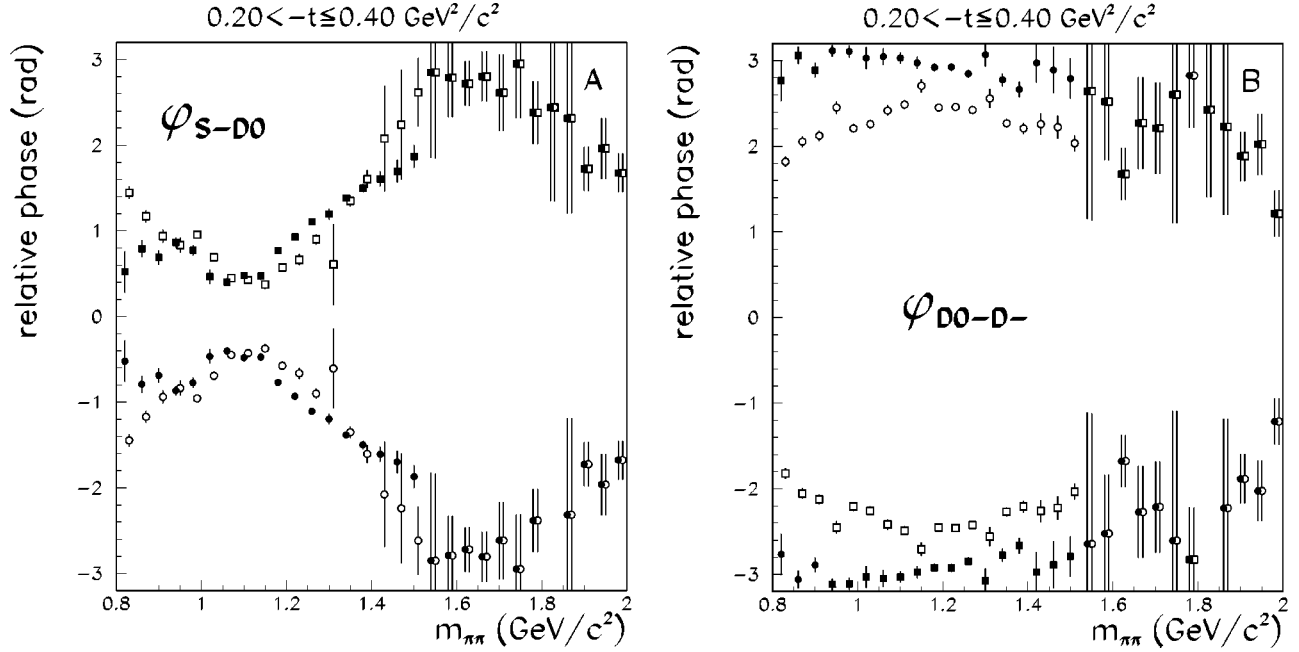


FIG. 10. The relative phases between unnatural parity exchange partial waves for events in the region  $0.20 < |t| < 0.40$ . The physical solution (solid circles) in the  $S-D_0$  relative phase plot (a) shows less rapid phase variation than in Figs. 6 and 8. The  $D_0-D_-$  relative phase is shown in (b).

### 2. Results for $0.10 < -t < 0.20$ $\text{GeV}^2/c^2$

The results of the partial wave analysis (Figs. 7 and 8) in this region are qualitatively similar to the results in the  $0.01 < -t < 0.10$   $\text{GeV}^2/c^2$  region. The same techniques are used to select the physical solution as in the previous region in  $|t|$ . The  $S$ -wave intensity contains at least one broad object and two dips. The  $f_2(1270)$  is observed in all  $D$  waves. An enhancement near  $2.0$   $\text{GeV}/c^2$  is again observed in the  $G_0$  partial wave. More detailed comparisons with the results from the  $0.01 < -t < 0.10$   $\text{GeV}^2/c^2$  region reveal the following differences. The ratio of the  $S$ -wave intensity to the  $D_0$ -wave intensity is smaller at larger  $|t|$  and the ratio of the  $D_0$ -wave intensity to both the  $D_-$ -wave and  $D_+$ -wave intensities is smaller at larger  $|t|$ . The ratio of the  $D_0$ -wave intensity to  $G_0$ -wave intensity does not change suggesting that the  $f_2(1270)$  and the  $f_4(2040)$  are produced by the same mechanism.

### 3. Results for $0.20 < -t < 0.40$ $\text{GeV}^2/c^2$

The change in slope for the  $|t|$  distribution as seen in Fig. 3, indicates a change in production mechanism. This is reflected in the partial wave analysis as well (Figs. 9 and 10). For this  $|t|$  region, the  $G_0$  partial wave is not required for an adequate description of the observed angular distributions and is therefore not included here or in the next higher  $|t|$  region. The  $S$ -wave intensity has a different shape compared to that at smaller values of  $|t|$ . The  $D_+$ -wave intensity is approximately one-third as large as the  $D_0$ -wave intensity, whereas at smaller momentum transfer, it was approximately one-tenth as large.

### 4. Results for $0.40 < -t < 1.50$ $\text{GeV}^2/c^2$

The partial wave analysis results in the region  $0.40 < -t < 1.50$   $\text{GeV}^2/c^2$  (Figs. 11 and 12) are significantly different

from results at smaller  $|t|$ . The bump observed in the mass plot [Fig. 4(d)] near  $1.0$   $\text{GeV}/c^2$  is found in the  $S$ -wave intensity. The  $D_+$  partial wave is dominant (as opposed to the  $D_0$  partial wave), indicating a shift from unnatural parity exchange processes at small  $|t|$  to production via natural parity exchange at large  $|t|$ .

### 5. Fine $|t|$ bin fits

The statistics of this experiment are sufficient to allow the region  $0.00 < -t < 0.40$   $\text{GeV}^2/c^2$  to be analyzed in finer  $|t|$  bins, nine in all, for masses up to approximately  $1.8$   $\text{GeV}/c^2$ . The  $|t|$  dependence of the  $S$ -wave intensity may be summarized by noting that the ratio of the maxima in the intensities at approximately  $0.8$  and  $1.3$   $\text{GeV}/c^2$  decreases with increasing  $|t|$ , and the ratio of the height of maximum intensity at approximately  $0.8$   $\text{GeV}/c^2$  to the value of the intensity measured at  $0.98$   $\text{GeV}/c^2$ , decreases.

The line shape of the  $f_2(1270)$  in the  $D_0$ -wave intensity is largely independent of  $|t|$ . The  $S-D_0$  relative phase is  $|t|$  dependent. The line shape of the  $D_+$ -wave is also independent of  $|t|$ . More details of the  $|t|$  dependence of the partial waves follows.

The intensities of the individual partial waves and phase differences as a function of mass for the nine bins in  $|t|$  for  $0.00 < -t < 0.40$   $\text{GeV}^2/c^2$  as well as for the  $|t|$  bins presented in this paper, are available on the world wide web [28].

### C. Model-dependent fits of the $|t|$ distributions

The integrals of fitted relativistic Breit-Wigner functions over the peak regions of the  $D_0$  and  $D_+$  waves as a function of  $|t|$  are shown in Fig. 13. The dependence of these inten-

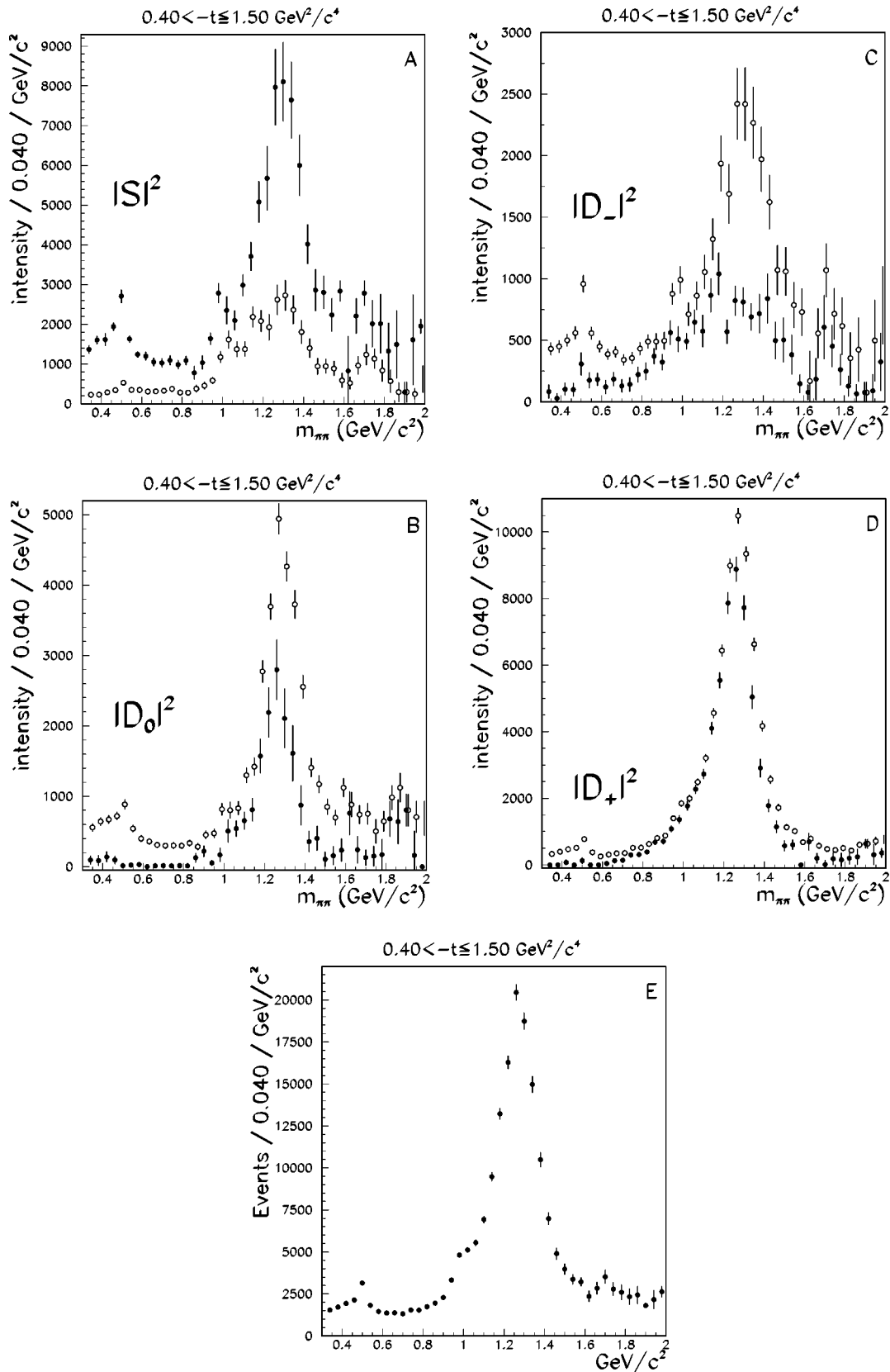


FIG. 11. The squares of the magnitudes of the partial waves (a)–(d) as a function of mass for events in the region  $0.40 < |t| < 1.50$  GeV<sup>2</sup>/c<sup>2</sup>. The solid symbols correspond to the physical solution. The coherent sum of the partial waves integrated over decay angles (e), gives the acceptance corrected mass distribution. The  $D_+$  partial wave (natural parity exchange) is the dominant partial wave.

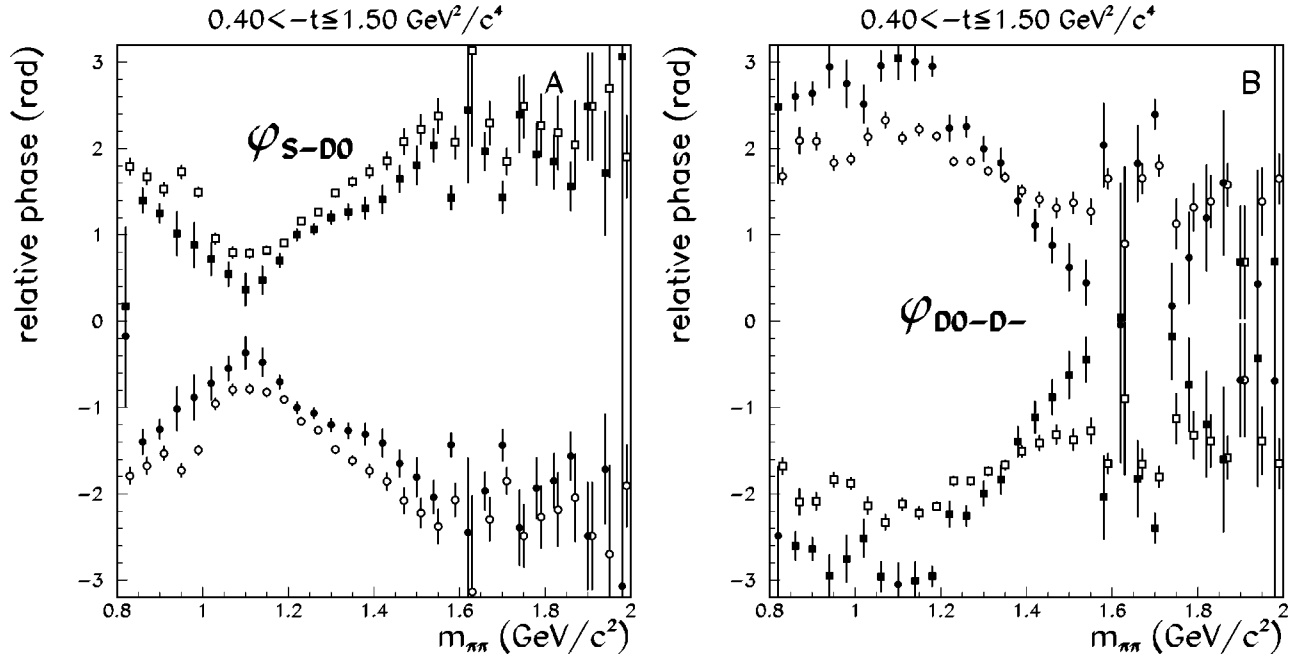


FIG. 12. The relative phases between unnatural parity exchange partial waves for events in the region  $0.40 < |t| < 1.50$ . The physical solution (solid circles) in the  $S-D_0$  relative phase plot (a) is more smoothly varying than in Figs. 6 and 8. The  $D_0-D_-$  relative phase (b) is constant only up to approximately  $1.2 \text{ GeV}^2/c^2$ .

sities on  $|t|$  are fitted to functions given by Regge exchange models. At low- $|t|$ , the unnatural parity exchange  $D_0$  partial wave is expected to be dominated by OPE. The Reggeized form for this contribution is given by

$$\frac{d|D_0|}{d|t|} = N_{D_0} \sqrt{-t} e^{b\pi t} (t - m_{f_2}^2)^2 (1 + e^{i\pi\alpha(t)}) \Gamma[-\alpha_\pi(t)]^2,$$

$$\alpha_\pi(t) = 0.9(t - m_\pi^2). \quad (2)$$

In this expression, the  $\sqrt{-t}$  factor is due to helicity flip in the pion-nucleon coupling, and the polynomial dependence on  $t$  arises from the  $f_2$  coupling to  $\pi\pi$  in the production vertex. The particular form of this dependence is due to the angular momentum barrier factor proportional to  $k^L$  with  $L=2$  and  $k$  being the magnitude of the 3 momentum of the exchanged particle in the  $f_2$  rest frame (Gottfried-Jackson frame), given by  $k^2 = [(m_{f_2} - m_\pi)^2 - t][(m_{f_2} + m_\pi)^2 - t]/4m_{f_2}^2 \sim (m_{f_2}^2 - t)^2/4m_{f_2}^2$ .

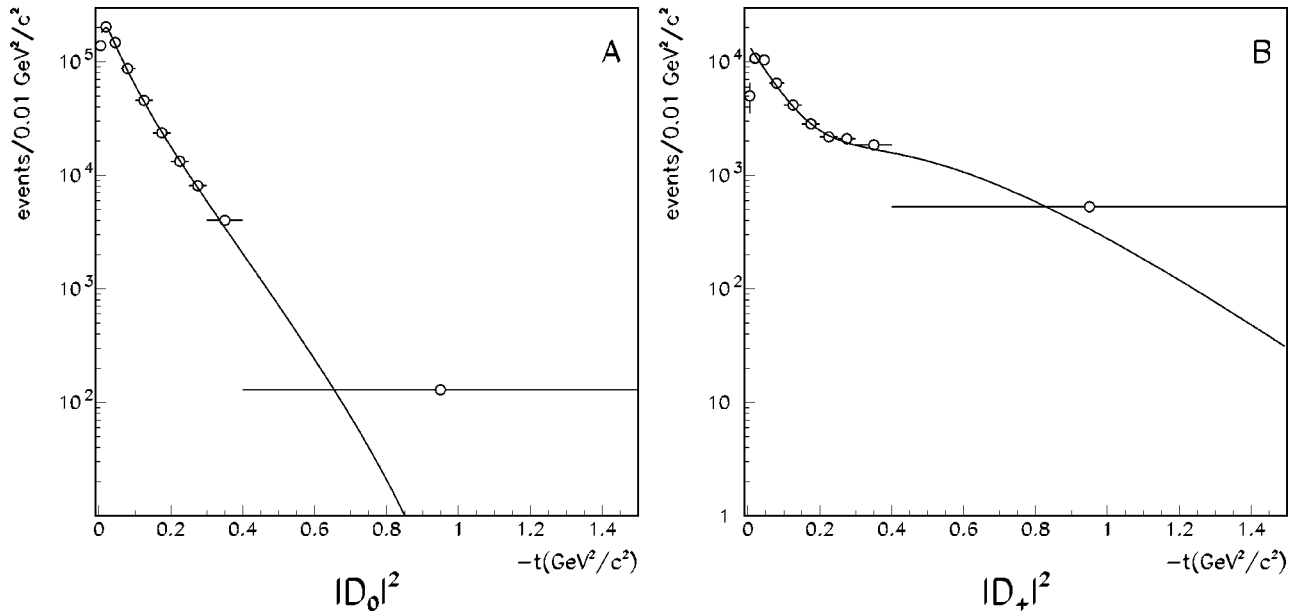


FIG. 13. The  $t$  dependence of  $f_2(1270)$  production in the  $D_0$  (a) and  $D_+$  (b) partial waves are fitted by one-pion-exchange and  $a_2$  exchange with absorption as described in the text.

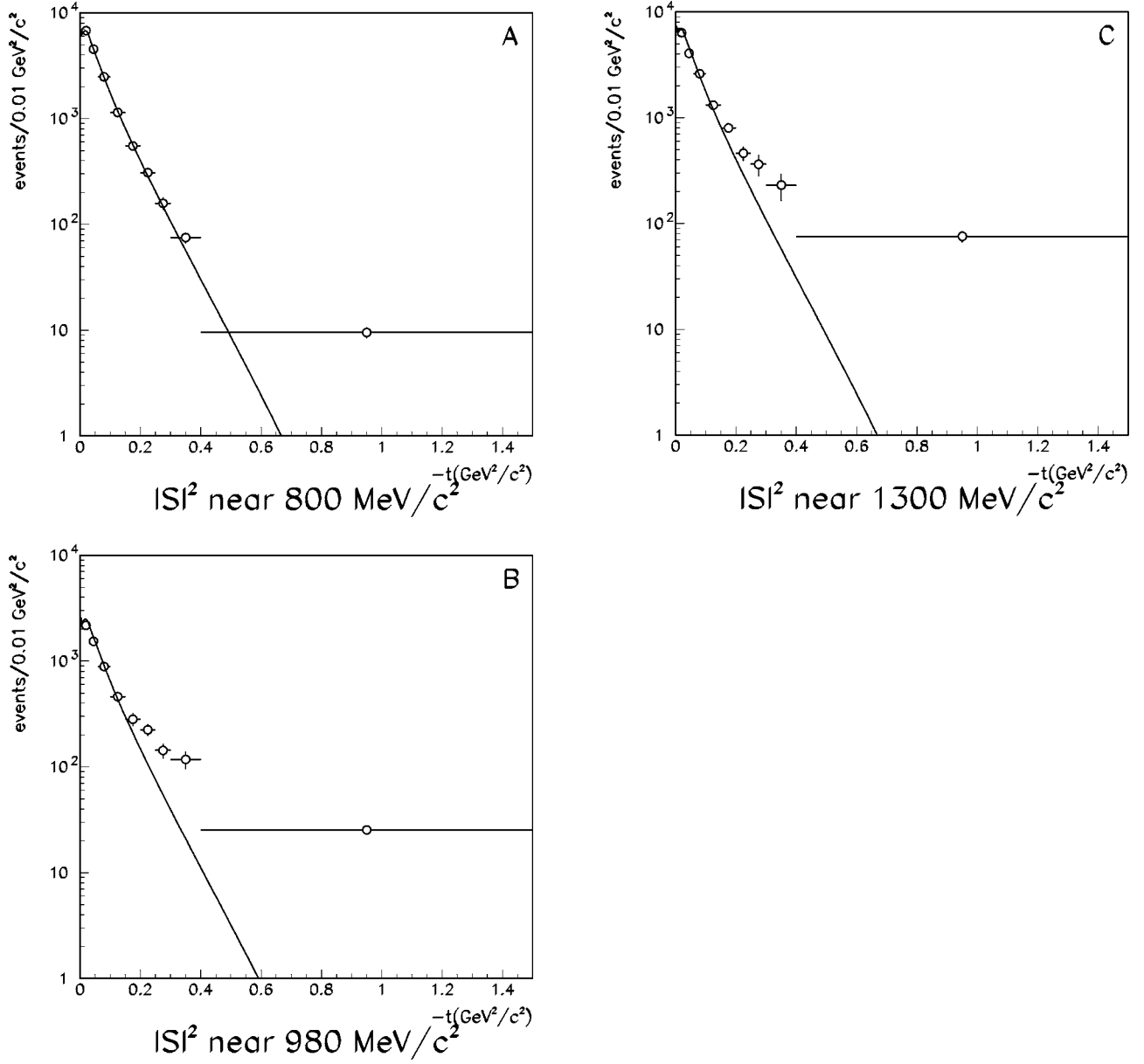


FIG. 14. The  $S$ -wave intensities at three different masses (0.80, 0.98, and 1.30  $\text{GeV}/c^2$ ) are compared with a one-pion exchange form. Except for the overall normalization, the parameters of the OPE parametrization are those determined in the fit to Fig. 13(a). OPE describes the data well at small  $|t|$ . The excess of events at higher  $|t|$  in (b) and (c) is consistent with the existence of additional production mechanisms that are less strongly biased toward small momentum-transfer-squared than is OPE.

The slope  $b_\pi$ , in the OPE form is  $4.08 \pm 0.02/(\text{GeV}^2/c^2)$ . The systematic uncertainty in the slope of the  $\alpha_\pi(t)$  Regge trajectory is  $\pm 0.1/(\text{GeV}^2/c^2)$ . As shown by Irving and Michael [8] the natural parity exchange,  $D_+$  wave is dominated by absorption of the pion exchange and may be parametrized in terms of a Regge cut in the nucleon helicity-flip amplitude

$$C = g_c e^{b_c t} e^{-(1/2)i\pi\alpha_c(t)} \left(\frac{p_L}{p_0}\right)^{\alpha_c(t)-1}, \quad \alpha_c(t) = 0.41t,$$

$$g_c = -0.84, \quad b_c = 3.89. \quad (3)$$

The nucleon-flip and non-flip  $a_2$  exchange is then given by

$$A_f = g_a (-t) e^{b_a t} e^{-(1/2)i\pi\alpha_{A_2}(t)} \left(\frac{p_L}{p_0}\right)^{\alpha_{A_2}(t)-1}, \quad A_n = A_f \frac{r}{\sqrt{-t}}, \quad (4)$$

respectively, with the parameters  $\alpha_{A_2}(t) = 0.5 + 0.82t$  and  $g_a = 1.35$ ,  $b_a = 3.24$ ,  $p_0 = 17.2 \text{ GeV}/c$ , and  $r = 0.5$  from Ref. [8] and  $p_L = 18.3 \text{ GeV}/c$ , the beam energy for these data. The  $D_+$ -wave intensity is then fitted to

$$\frac{d|D_+|^2}{d|t|} = N_{D_+}(|A_n|^2 + |A_f + C|^2). \quad (5)$$

For both forms the fitted functions are averaged over the  $|t|$  bins shown in the plots. The plotted curves are calculated from the models without averaging.

In Fig. 14 the peak value of the  $S$ -wave intensity near 0.80 GeV/ $c^2$ , the value of the  $S$ -wave intensity at 0.98 GeV/ $c^2$  and the peak value of the  $S$ -wave intensity at approximately 1.3 GeV/ $c^2$  as a function of  $|t|$  are shown. A one-pion-exchange form similar to Eq. (2), but with the  $t - m_{f_2}^2$  factor removed, is overlaid on these distributions. The Regge trajectory slope and exponential slope are fixed to the values found for the  $D_0$ -wave fit, and a one-parameter fit is used to set the normalization. At small values of  $|t|$  the OPE form qualitatively agrees with the data. The excess of events at higher  $|t|$  in (b) and (c) is consistent with the existence of additional production mechanisms that are less strongly biased toward small momentum-transfer-squared production than is OPE.

## V. CONCLUSIONS

A partial wave analysis was carried out on a sample of 847 460 events of the reaction  $\pi^- p \rightarrow \pi^0 \pi^0 n$  collected by experiment E852. The PWA was performed in 0.04 GeV/ $c^2$  wide bins in di-pion mass ( $m_{\pi^0\pi^0}$ ) and momentum-transfer-squared ( $|t|$ ) from the incident  $\pi^-$  to the outgoing  $\pi^0\pi^0$  system. Coarse and fine binning in  $|t|$  were used. Numerical values for the partial wave intensities and phases as a function of di-pion mass, for coarse and fine bins in  $|t|$ , are avail-

able on the World Wide Web [28]. The  $f_2(1270)$  meson is found to be produced by unnatural parity exchange at small values of  $|t|$  and natural parity exchange at large values of  $|t|$ . The  $|t|$  dependence of  $D_0$ -wave and  $D_+$ -wave intensities are consistent with Regge exchange models. An enhancement in the  $G_0$  wave consistent with the  $f_4(2050)$  meson is observed in unnatural parity exchange at small momentum transfer. The shape of the  $S$ -wave intensity has a strong momentum-transfer dependence. The presence of dips in the  $S$ -wave intensity near 0.98 and 1.5 GeV/ $c^2$ , accompanied by rapid phase variations relative to the  $D_0$ -wave, is consistent with similar observations reported in Ref. [20] and in centrally produced  $\pi^0\pi^0$  systems in 450 GeV/ $c$   $pp$  collisions [29]. The latter claims evidence for the  $f_0(980)$  and  $f_0(1500)$ . At large momentum transfer, the  $f_0(980)$  meson is observed as a bump in the  $S$ -wave intensity. The  $S$ -wave intensity in the peak near 0.80 GeV/ $c^2$  is well-described by OPE. It should also be noted that the model of Anisovich *et al.* [11–13] predicts the presence of a dip in the  $|t|$  distribution for this mass region near  $|t| \approx 0.07$  GeV $^2/c^2$  [30]. In direct contradiction, no such dip is observed in this analysis. At higher masses the  $S$ -wave is adequately described by OPE only at small values of  $|t|$ .

## ACKNOWLEDGMENTS

The authors wish to thank the members of the MPS group at BNL as well as the staffs of the AGS, of BNL, and of the various collaborating institutions. This work was supported in part by the U. S. Department of Energy, the National Science Foundation, and the Russian State Committee for Science and Technology.

- 
- [1] G. Grayer *et al.*, Nucl. Phys. **B75**, 189 (1974).
  - [2] W. Hoogland *et al.*, Nucl. Phys. **B126**, 109 (1977).
  - [3]  $\pi-\pi$  Scattering (1973), edited by P. K. Williams (APS, New York, 1973).
  - [4] P. Estabrooks and A.D. Martin, Nucl. Phys. **B79**, 301 (1974).
  - [5] P. Estabrooks and A.D. Martin, Nucl. Phys. **B95**, 322 (1975).
  - [6] M. Harada *et al.*, Phys. Rev. D **54**, 1991 (1996).
  - [7] R. Kaminski, L. Lesniak, and K. Rybicki, Z. Phys. C **74**, 79 (1997).
  - [8] A.C. Irving and C. Michel, Nucl. Phys. **B82**, 282 (1974).
  - [9] S. Godfrey and J. Napolitano, Rev. Mod. Phys. **71**, 1411 (1999).
  - [10] P. Minkowski and W. Ochs, Eur. Phys. J. C **9**, 283 (1999). This paper includes earlier data from experiment E852, which are superceded by the data presented in this paper.
  - [11] V.V. Anisovich, Yu. Prokoshkin, and A. Sarantsev, Phys. Lett. B **389**, 388 (1996).
  - [12] V.V. Anisovich *et al.*, Yad. Fiz. **63**, 1489 (2000) [Phys. At. Nucl. **63**, 1410 (2000)].
  - [13] A.V. Anisovich, V.V. Anisovich, and A.V. Sarantsev, Phys. Lett. B **395**, 123 (1997); Z. Phys. A **359**, 173 (1997).
  - [14] K.L. Au, D. Morgan, and M.R. Pennington, Phys. Rev. D **35**, 1633 (1987).
  - [15] M.R. Pennington, LANL e-print hep-ph/9905241.
  - [16] E. van Beveren and G. Rupp, LANL e-print hep-ph/9912332.
  - [17] S. Fukui *et al.*, Phys. Lett. B **202**, 441 (1988).
  - [18] W.D. Apel *et al.*, Nucl. Phys. **B201**, 197 (1982).
  - [19] D. Alde *et al.*, Z. Phys. C **66**, 375 (1995).
  - [20] D. Alde *et al.*, Eur. Phys. J. A **3**, 361 (1998).
  - [21] S. Teige *et al.*, Phys. Rev. D **59**, 012001 (1999).
  - [22] Z. Bar-Yam *et al.*, Nucl. Instrum. Methods Phys. Res. A **386**, 235 (1997).
  - [23] T. Adams *et al.*, Nucl. Instrum. Methods Phys. Res. A **368**, 617 (1996).
  - [24] R.R. Crittenden *et al.*, Nucl. Instrum. Methods Phys. Res. A **387**, 377 (1997).
  - [25] J. Gunter, Ph.D. thesis, Indiana University, 1997.
  - [26] S.U. Chung, Phys. Rev. D **56**, 7299 (1997).
  - [27] A.C. Irving and R.P. Worden, Phys. Rep., Phys. Lett. **34**, 117 (1977).
  - [28] The results of PWA fits presented in this paper, partial wave intensities and phases as a function of mass, for various bins in  $|t|$  are located here: <http://dustbunny.physics.indiana.edu/pi0pi0pwa/>
  - [29] D. Barberis *et al.*, Phys. Lett. B **453**, 325 (1999).
  - [30] N.N. Achasov and G.N. Shestakov, Phys. Rev. D **58**, 054011 (1998).