

Neutralino relic density in a universe with a nonvanishing cosmological constant

A. B. Lahanas

Physics Department, Nuclear and Particle Physics Section, University of Athens, GR-15771 Athens, Greece

D. V. Nanopoulos

Department of Physics, Texas A & M University, College Station, Texas 77843-4242;

Astroparticle Physics Group, Houston Advanced Research Center (HARC), Mitchell Campus, Woodlands, Texas 77381; and Academy of Athens, Chair of Theoretical Physics, Division of Natural Sciences, 28 Panepistimiou Avenue, Athens 10679, Greece

V. C. Spanos

Physics Department, Nuclear and Particle Physics Section, University of Athens, GR-15771 Athens, Greece

(Received 1 October 1999; published 26 June 2000)

We discuss the relic density of the lightest of the supersymmetric particles in view of new cosmological data, which favor the concept of an accelerating universe with a nonvanishing cosmological constant. Recent astrophysical observations provide us with very precise values of the relevant cosmological parameters. Certain of these parameters have direct implications on particle physics, e.g., the value of matter density, which in conjunction with electroweak precision data put severe constraints on the supersymmetry breaking scale. In the context of the constrained minimal supersymmetric standard model (CMSSM) such limits read as $M_{1/2} \approx 300 \text{ GeV} - 340 \text{ GeV}$, $m_0 \approx 80 \text{ GeV} - 130 \text{ GeV}$. Within the context of the CMSSM a way to avoid these constraints is either to go to the large $\tan \beta$ and $\mu > 0$ region, or make $\tilde{\tau}_R$, the next to lightest supersymmetric particle (LSP), be almost degenerate in mass with the LSP.

PACS number(s): 95.35.+d, 12.60.Jv, 95.30.Cq

I. INTRODUCTION

During the last few years the knowledge of the cosmological parameters has started entering an era of high precision with far reaching consequences not only for cosmology, but for particle physics as well. The cosmic microwave background temperature is accurately known, $T_0 = 2.7277 \pm 0.002 \text{ }^\circ\text{K}$, the Hubble parameter is determined with a relatively small error, $H_0 = 65 \pm 5 \text{ km/sec/Mpc}$, the baryonic mass density is precisely determined by big-bang nucleosynthesis, $\Omega_B h_0^2 = 0.019 \pm 0.001$, while the determination of the age of the Universe from the oldest stars, as well as other sources, yields $t_U = 14 \pm 1.5 \text{ Gyr}$ [1]. Very recent observations of type-Ia supernovae (SNIa), as well as measurements of the anisotropy of the cosmic background radiation (CBR), provide additional information favoring an almost *flat* and *accelerating* universe, where the acceleration mainly is driven by a nonvanishing cosmological constant [2–4].

There is a growing consensus that the anisotropy of the CBR offers the best way to determine the curvature of the Universe and hence the total matter-energy density Ω_0 [1]. The data are consistent with a flat Universe, $\Omega_0 = 1.0 \pm 0.2$, while we are confident that the radiation component of the matter-energy density, that is, the contribution from CBR and/or ultrarelativistic neutrinos, is very small [1,2]. Therefore the present matter-energy density can be decomposed principally into matter density Ω_M and vacuum energy Ω_Λ :

$$\Omega_0 = \Omega_M + \Omega_\Lambda. \quad (1)$$

There is also supporting evidence, coming from many independent astrophysical observations, that the matter density weighs $\Omega_M = 0.4 \pm 0.1$ (see for instance Ref. [1], and refer-

ences therein). The Ω_M , Ω_Λ values are then restricted by the age of the Universe and by the value of the Hubble parameter through

$$t_U = \frac{1}{H_0} \int_0^1 dy \sqrt{\frac{y}{\Omega_M(1-y) + \Omega_\Lambda(y^3 - y) + y}}. \quad (2)$$

The constraints stemming from Eq. (2) are however less restrictive than those coming from the supernovae SNIa data. Recently two groups, the Supernova Cosmology Project [3] and the High- z Supernova Search Team [4], using different methods of analysis, each found evidence for accelerated expansion, driven by a vacuum energy contribution

$$\Omega_\Lambda = \frac{4}{3} \Omega_M + \frac{1}{3} \pm \frac{1}{6}. \quad (3)$$

So, for $\Omega_M = 0.4 \pm 0.1$ this relation implies that the vacuum energy is nonvanishing, $\Omega_\Lambda = 0.85 \pm 0.2$, a value which is compatible with a flat Universe, as the anisotropy of CBR measurements indicate. Taking into account the fact that the baryonic contribution to the matter density is small, $\Omega_B = 0.05 \pm 0.005$, the values for matter energy density Ω_M result to a cold dark matter (CDM) density $\Omega_{\text{CDM}} \approx 0.35 \pm 0.1$, which combined with more recent measurements [1,5] of the scaled Hubble parameter $h_0 = 0.65 \pm 0.05$, result to small CDM relic densities

$$\Omega_{\text{CDM}} h_0^2 \approx 0.15 \pm 0.07. \quad (4)$$

From measurements of the ratio of the baryonic to total mass in rich clusters, smaller values for the mass density are

obtained. This ratio is found to be $\Omega_B/\Omega_M \approx 0.15$ [6,7] which entails to even tighter limits $\Omega_{\text{CDM}} h_0^2 = 0.12 \pm 0.04$ [8].

Such stringent bounds for the CDM relic density affect supersymmetric predictions and may lower the limits of the effective supersymmetry breaking scale, and hence the masses of the supersymmetric particles. In Ref. [9] within the framework of the string inspired no-scale $SU(5) \times U(1)$ supergravity model, by relaxing the cosmological constant, regions of the parameter space compatible with $\Omega_{\text{CDM}} h_0^2 \approx 0.2$ were delineated, and phenomenological predictions for the sparticle spectrum were given. The relevance of the high precision cosmology to constrained supersymmetry was addressed in Refs. [10], [11]. More recently the CDM relic abundance with nonvanishing cosmological constant, in the framework of the minimal supersymmetric standard model (MSSM), was shown to put limits on supersymmetric mass spectrum [12]. In fact it was shown that gaugino can be within the reach of the Large Hadron Collider (LHC), if the recent cosmological data are used. As stated in Ref. [13] it is worth pointing out that while electroweak (EW) precision data are in perfect agreement with standard model (SM) predictions, and hence in agreement with supersymmetric models which are characterized by a large supersymmetry breaking scale M_{SUSY} [14], the data on $\Omega_{\text{CDM}} h_0^2$ push M_{SUSY} to the opposite direction preferring small values of M_{SUSY} . Therefore EW precision data may be hard to reconcile with the assumption that the lightest supersymmetric particle (LSP or $\tilde{\chi}$), is a candidate for CDM [13].

The method to calculate the relic abundance of a dark matter (DM) candidate particle in the Universe is outlined in Ref. [15]. In R -parity conserving supersymmetric theories the LSP may be a neutralino, which is a good candidate to play the role of DM [16]. Many authors [17–30, 10–12, 31, 32, 35, 36] have since calculated the relic neutralino density. In the early works, only the most important neutralino annihilation channels were considered, but later works [27, 28] included all annihilation channels. Also more refined calculations of thermal averages of cross sections were employed, which took into account threshold effects and integration over Breit-Wigner poles [33, 34].

Our study in this paper is based on the constrained MSSM (CMSSM), which is motivated by supergravity, assuming universal boundary conditions for the soft supersymmetry breaking parameters, and in which the EW symmetry is radiatively broken [38]. Our strategy of calculating the neutralino relic density follows three steps: First the SUSY particle spectrum and the relevant couplings are generated, according to the supersymmetric scenario mentioned above. Then the thermally averaged cross sections $\langle \sigma v \rangle$ are calculated in their nonrelativistic limit, using analytic expressions. Finally we numerically solve the Boltzmann equation, which governs the evolution of the neutralino relic density, by using very accurate routines able to handle stiff problems of differential equations. Regarding the calculation of the relic density, we solve the Boltzmann equation numerically by finding a proper boundary condition along the lines described in Ref. [26]. This is reminiscent of the WKB approximation; it yields very accurate results and differs from the standard approaches used in most works. We want to

emphasize that for the sake of the effectiveness of our computational code we have chosen to use analytic results in order to calculate the amplitudes of the processes contributing to thermally averaged cross section $\langle \sigma v \rangle$ [27]. The price one pays, is that these analytic results break down in the vicinity of the poles or thresholds of the cross section. However, the comparison of our results with those of other studies [24, 28], which treat the problem of poles and thresholds in a more accurate manner by calculating numerically the thermally averaged cross section [33, 34], shows that they are in striking agreement. This occurs, at least, in regions of the parameter space of the CMSSM where this comparison is feasible.

The effect of the coannihilation between the LSP and the next-to-lightest supersymmetric particle (NLSP) is quite important and should be duly taken into account [37, 33, 22, 30, 10]. The importance of coannihilation of the lightest of the neutralinos $\tilde{\chi}$, which in most of the parameter space of the CMSSM is a B -ino, with $\tilde{\tau}_R$ has been pointed out in Refs. [31], [39]. $\tilde{\chi}$ - $\tilde{\tau}_R$ coannihilation are of relevance for values of the parameters near the edge where $\tilde{\chi}$ and $\tilde{\tau}_R$ are almost degenerate in mass. In such regions of the parameter space the results reached using the ordinary methods, in which these effects are neglected, have to be properly modified to correctly account for the effect of the coannihilation.

As a preview of our results we have found that within the context of the CMSSM the recent cosmological data, in combination with EW precision measurements, lead to rather tight limits for the relevant supersymmetric breaking parameters m_0 , $M_{1/2}$, provided the next to the LSP particle ($\tilde{\tau}_R$) is not nearly degenerate in mass with the LSP. In this regime the only option to avoid these limits is to move to the large $\tan \beta$ region, where acceptable relic densities can be obtained if the pseudoscalar Higgs mass is approaching twice the mass of the LSP. This case is consistent with $b \rightarrow s \gamma$ and may be of relevance for models in which Yukawa coupling unification is enforced. In regions of the parameter space in which $\tilde{\tau}_R$'s mass is close to that of the LSP, where coannihilation processes need be taken into account for the calculation of the actual neutralino relic abundance, such limits can be evaded.

This paper is organized as follows. In the first section we give the basic formalism and discuss various details of our calculations. In Secs. II and III we discuss the methodology we follow in solving the Boltzmann equation and give details of our numerical computation. In Sec. IV our results for the LSP relic density are presented and regions of the parameter space consistent with the new astrophysical data are delineated. Towards the end of this section a discussion is devoted to the coannihilation effects. Finally we end up with the conclusions. To facilitate the reader the supersymmetric conventions used throughout this paper are presented in the Appendix.

II. SUPERSYMMETRIC RELIC DENSITY

Our aim is to calculate the cosmological relic density of the lightest of the supersymmetric particles, which will be denoted by $\tilde{\chi}$ throughout this paper. This we assume is one

of the four neutralinos states. In supersymmetric models with R -parity conservation this particle is stable. The cosmological constraints on Ω_{CDM} discussed previously may impose stringent constraints on its mass, as well as on the masses of other supersymmetric particles which are exchanged in graphs, contributing to pair annihilation reactions

$$\tilde{\chi}\tilde{\chi}\rightarrow XY,$$

constraining the predictions of supersymmetry.

The basic ingredient in calculating the LSP relic abundance is the calculation of the thermally averaged cross sections $\langle\sigma v_{\text{rel}}\rangle$ for the annihilation processes $\tilde{\chi}\tilde{\chi}\rightarrow XY$, which enter into the Boltzmann transport equation whose solution yields the mass density of the $\tilde{\chi}$ particles at present epoch.¹ v_{rel} denotes the relative velocity of the two annihilating $\tilde{\chi}$'s. Although these issues have been covered in numerous articles we will briefly repeat them from this stand too, in order to pave the ground for the discussion in the remainder of this paper.

Our principal objective is to calculate the present LSP mass density

$$\rho_{\tilde{\chi}}=m_{\tilde{\chi}}n(T_0), \quad (5)$$

where $T_0\approx 2.7\text{ K}$ is today's Universe temperature. This determines the LSP energy density $\Omega_{\tilde{\chi}}=\rho_{\tilde{\chi}}/\rho_{\text{crit}}$, where ρ_{crit} is the critical density of Universe. $\rho_{\tilde{\chi}}$ is calculated by solving the Boltzmann equation given by

$$\frac{dq}{dx}=\lambda(x)(q^2-q_0^2), \quad (6)$$

where $x=T/m_{\tilde{\chi}}$ and

$$q\equiv\frac{n}{T^3h(T)}, \quad q_0\equiv\frac{n_0}{T^3h(T)}. \quad (7)$$

In the equation above n denotes the number density of $\tilde{\chi}$'s and n_0 their density in thermal equilibrium. The latter is given by

$$n_0=\frac{k_{\text{spin}}}{2\pi^2}\frac{T^3}{x^3}\int_1^\infty du\frac{u\sqrt{(u^2-1)}}{e^{u/x}+1}, \quad (8)$$

whose low-temperature expansion (low $x=T/m_{\tilde{\chi}}$) is

$$n_0=\frac{k_{\text{spin}}e^{-1/x}T^3}{(2\pi x)^{3/2}}\left(1+\frac{15}{8}x+\mathcal{O}(x^2)\right). \quad (9)$$

In the equations above k_{spin} is the number of the spin degrees of freedom. The function $h(T)$ counts the effective entropy degrees of freedom, determining the entropy density of the Universe

¹We neglect at this stage slepton- $\tilde{\chi}$ coannihilations and slepton-slepton annihilations.

$$s=\frac{2\pi^2}{45}T^3h(T), \quad (10)$$

which along with the effective energy degrees of freedom $g(T)$, which determines the energy density

$$\rho=\frac{\pi^2}{30}T^4g(T), \quad (11)$$

enter into the prefactor $\lambda(x)$ appearing on the right hand side of Eq. (6)

$$\lambda(x)\equiv\left(\frac{4\pi^3}{45}G_N\right)^{-1/2}\frac{m_{\tilde{\chi}}}{\sqrt{g(T)}}\left(h(T)+\frac{m_{\tilde{\chi}}}{3}h'(T)\right)\langle\sigma v_{\text{rel}}\rangle. \quad (12)$$

Depending on the temperature T the content of the particles in equilibrium is different. In our analyses we use the expressions for $g(T)$, $h(T)$ as given in Ref. [26]. In the region $40\text{ MeV}<T<2.5\text{ GeV}$, where the quark-hadron phase transition takes place, the values used for $g(T)$, $h(T)$ are those corresponding to a critical temperature $T_c=150\text{ MeV}$ as given in Ref. [18]. For a critical temperature $T_c=400\text{ MeV}$, also quoted in Ref. [18], we did not observe a substantial change in our final results concerning the LSP relic density. Recent lattice QCD results indicate that a first-order phase transition takes place during the hadronization [40]. Using the corresponding data for the energy and entropy densities [41], no significant change is observed in our final results, as it has been also noticed in Ref. [18].

We postpone for later the details of the numerical scheme employed to solving the Boltzmann equation (6) and pass to discuss the thermal averages $\langle\sigma v_{\text{rel}}\rangle$ for the various processes involved. At this point we follow Ref. [27] and express the nonrelativistic cross sections for the annihilation processes $\tilde{\chi}\tilde{\chi}\rightarrow XY$ in terms of helicity amplitudes as follows:

$$v\sigma(\tilde{\chi}\tilde{\chi}\rightarrow XY)=\frac{1}{4}\frac{\bar{\beta}_f}{8\pi s}\frac{1}{S_f}\sum_h\left(|A^h(^1S_0)|^2+\frac{1}{3}[|A^h(^3P_0)|^2+|A^h(^3P_1)|^2+|A^h(^3P_2)|^2]\right), \quad (13)$$

where v is the relative velocity v_{rel} . In Eq. (13) the amplitudes $A^h(^{2S+1}L_J)$ depends on the helicities of the final products denoted collectively by h and the total cross section is obtained as an incoherent sum over the final helicity states. The cross section will be expanded up to $\mathcal{O}(v^2)$ terms and for this reason only S and P waves in the initial state are of relevance. The statistical factor S_f appearing in the denominator in Eq. (13) equals $2!$ when the final particles are identical. The kinematical factor $\bar{\beta}_f$ is given by

$$\bar{\beta}_f=\left(1-\frac{2(m_{\tilde{X}}^2+m_{\tilde{Y}}^2)}{s}+\frac{2(m_{\tilde{X}}^2-m_{\tilde{Y}}^2)}{s^2}\right)^{1/2}, \quad (14)$$

where s is the center of mass (c.m.) energy squared.

Although our analysis in many respects resembles that pursued in Ref. [26] it differs in the particular method employed to calculate the thermal averaged cross sections, where we follow closely Ref. [27]. The results of the two approaches ought to be identical if it were not for the fact that some interference terms between graphs in processes involving Higgs particles in the final state or one Higgs boson and a Z boson, were omitted. In our approach these terms are implicitly included in Eq. (13).

Since the right-hand side (RHS) of Eq. (13) will be expanded up to terms $\mathcal{O}(v^2)$, we need cast the helicity amplitudes into the following forms:

$$A^h(^1S_0) = a_0^h + a_1^h v^2 + \dots, \quad (15)$$

$$A^h(^3P_{0,1,2}) = b^h(P_{0,1,2})v + \dots. \quad (16)$$

The ellipses in the equations above include higher in v terms.

Besides this the kinematical factor $\bar{\beta}_f$ has to be expanded, and also the c.m. energy squared variable s should be expressed in terms of the relative velocity v as given below

$$\bar{\beta}_f = \beta_0 + \beta_1 v^2 + \mathcal{O}(v^4), \quad s^{-1} = \left(1 - \frac{v^2}{4}\right) / 4m_{\tilde{\chi}}^2. \quad (17)$$

By using these, the cross section of Eq. (13) can be brought into the form

$$v\sigma = a + \frac{b}{6}v^2 \quad (18)$$

with the constants a , b defined by the following expressions:

$$a = k \sum_h \beta_0 |a_0^h|^2, \quad (19)$$

$$b = 6k \sum_h \left[|a_0^h|^2 \left(\beta_1 - \frac{\beta_0}{4} \right) + \beta_0 (a_0^{h*} a_1^h + \text{H.c.}) + \frac{\beta_0}{3} [|b^h(P_0)|^2 + |b^h(P_1)|^2 + |b^h(P_2)|^2] \right]. \quad (20)$$

The prefactor k appearing in the equations above is given by

$$k^{-1} = 128\pi S_f m_{\tilde{\chi}}^2.$$

It is well known that the expansion in the relative velocity v breaks down near thresholds or poles. Concerning the kinematical factor $\bar{\beta}_f$ we write

$$\bar{\beta}_f = \delta \sqrt{\epsilon} \left(1 + \frac{v^2}{8\epsilon} + \mathcal{O}(v^4) \right), \quad (21)$$

where

$$\delta = \frac{\sqrt{4m_X m_Y}}{m_X + m_Y}, \quad \epsilon = 1 - \frac{(m_X + m_Y)^2}{4m_{\tilde{\chi}}^2}. \quad (22)$$

This expansion obviously breaks down when ϵ gets small, or equivalently when we are near the threshold

$$2m_{\tilde{\chi}} = m_X + m_Y. \quad (23)$$

Also singular are the expansions (19) and (20) when we are near an s -channel pole of a particle of mass m_I into which $\tilde{\chi}\tilde{\chi}$ are fused to. The intermediate particle's propagator in this case is expanded as

$$\frac{1}{s - m_I^2 + im_I\Gamma_I} = \frac{1}{m_{\tilde{\chi}}^2} \frac{1}{4 - R_I^2 + iG_I} \left(1 - \frac{v^2}{4 - R_I^2 + iG_I} \right), \quad (24)$$

where

$$R_I = \frac{m_I}{m_{\tilde{\chi}}}, \quad G_I = \frac{m_I\Gamma_I}{m_{\tilde{\chi}}^2}. \quad (25)$$

The expansion (24) holds as long as we are away from poles, otherwise the coefficient of the relative velocity squared gets large. The largeness of this factor is dictated by the narrowness of the resonance and the heaviness of the LSP. For the Z -boson resonance for instance, the corresponding rescaled width G_Z is $G_Z \approx (230/m_{\tilde{\chi}}^2) \text{ GeV}^2$, which for $m_{\tilde{\chi}} \approx 100 \text{ GeV}$ yields $G_Z \approx 2.3 \times 10^{-2}$ invalidating the expansion (24) on the resonance.

Therefore near poles

$$m_{\tilde{\chi}} = \frac{M_I}{2}, \quad (26)$$

as well as near threshold, more sophisticated methods should be used, as those found in Refs. [33], [34], for the nonrelativistic expansion of the cross section in Eq. (18). We shall come back to this point later when discussing the LSP relic density.

To make contact with the findings of Ref. [18] we write the cross section as

$$v\sigma = \frac{1}{E_1 E_2} w(s), \quad (27)$$

where E_1 , E_2 are the energies of the initial particles and s the total c.m. energy squared. Equation (27) leads, up to $\mathcal{O}(x)$, to a thermal averaged cross section (for details see Ref. [18]) given by

$$\langle v\sigma \rangle = \frac{1}{m_{\tilde{\chi}}^2} \left[w_0 + \frac{3}{2} (-2w_0 + w'_0) x \right], \quad (28)$$

where $x = T/m_{\tilde{\chi}}$ and

$$w_0 = w(s_0), \quad w'_0 = 4m_{\tilde{\chi}}^2 \left(\frac{dw}{ds} \right)_{s_0} \quad (s_0 = 4m_{\tilde{\chi}}^2). \quad (29)$$

By comparing Eqs. (13) and (27) we can have

$$a = \frac{1}{m_{\tilde{\chi}}^2} w_0, \quad b = \frac{3}{2m_{\tilde{\chi}}^2} (w'_0 - w_0), \quad (30)$$

which can be used to cast Eq. (28) into the form

$$\langle v\sigma \rangle = a + \left(b - \frac{3}{2}a \right) x. \quad (31)$$

III. SOLVING THE BOLTZMANN EQUATION

The coefficients a and b , appearing in Eq. (31), are calculated for each process

$$\tilde{\chi}\tilde{\chi} \rightarrow XY, \quad (32)$$

where $\tilde{\chi}$ is the lightest supersymmetric particle which we assume is one of the four neutralinos as said in previous sections. At low temperatures the particles in the final state may include ordinary fermions, gauge bosons, or Higgs bosons.

The freeze out temperature T_f usually occurs for values of $x_f \equiv T_f/m_{\tilde{\chi}} \approx 0.05$ and hence we can solve the Boltzmann equation (6) in the regime $x \leq x_0$ by knowing the value of $q(x)$ at a properly chosen point $x_0 \geq x_f$ which is not much beyond x_f .² For temperatures T corresponding to $x \leq x_0$ contributions of sparticles other than the LSP to $g(T)$, $h(T)$ are negligible, relative to LSP, and can be safely ignored. The reason is that any sparticle's mass m_i is larger than $m_{\tilde{\chi}}$ and hence the relative Boltzmann factors $\exp[-(m_i - m_{\tilde{\chi}})/m_{\tilde{\chi}}x]$ are suppressed in the region $x < x_0 \approx 0.1$. Hence only the contribution of the LSP is kept in the effective energy and entropy degrees of freedom functions $g(T)$ and $h(T)$, respectively.³

Also, as stated previously, in the annihilation process in Eq. (32) only nonsupersymmetric particles are considered in the final state. Although this is obviously correct at zero relative velocity of the initial particles (at threshold), since $\tilde{\chi}$ is the LSP, it may not be the case at finite temperatures when $\tilde{\chi}$ are adequately thermalized acquiring kinetic energies sufficient to produce heavier sparticles. Therefore channels which are forbidden at zero relative velocity may be activated at temperatures T . In this work we will follow the standard treatment and ignore contributions of all channels which are forbidden at zero relative velocity. This is justified by the following argument. The values of x relevant for our calculation are $x \leq 0.1$ and as a consequence the corresponding temperatures are much smaller than $m_{\tilde{\chi}}$. Therefore the initial state particles $\tilde{\chi}$ are not adequately thermalized to activate a forbidden reaction. We can appeal to a more quantitative argument by recalling that in the forbidden region the thermally averaged cross sections are proportional to

$$e^{-\mu_-^2/x}, \quad (33)$$

²The choice of x_0 is related to the particular method employed for solving the Boltzmann equation to be discussed later in this section. The resulting values of x_0 turn out to be around ≈ 0.1 .

³Obviously in regions where the coannihilation effects are important this approximation does not hold and the contributions of sparticles with masses close to mass of the $\tilde{\chi}$ should be added to $g(T)$, $h(T)$.

see Ref. [33], where μ_- depends on the masses of the final products X, Y . When for instance these have equal masses, say m_2 , and $m_2 > m_{\tilde{\chi}}$ this is given by $\mu_-^2 = 1 - m_{\tilde{\chi}}^2/m_2^2$. Therefore in the region $x < 0.1$ the exponent in Eq. (33) drops rapidly, unless $m_{\tilde{\chi}}$ is close to m_2 . This is what is intuitively expected; at low temperatures ($T \ll m_{\tilde{\chi}}$) the thermal energies of the $\tilde{\chi}$'s in the initial state are not sufficient to activate reactions in which the final products have masses well above their production threshold. Only when their masses are very close to threshold even a small amount energy is adequate to furnish enough kinetic energy to the initial particles to activate the reaction. On these grounds we therefore ignore the contributions of forbidden channels. This approximation is not expected to invalidate significantly our results.

With this in mind the channels which contribute are (see also Refs. [26–28]),

$$q\bar{q}, l\bar{l}, W^+W^-, ZZ, ZH, Zh, ZA, W^\pm H^\mp, HH, hh, Hh, AA, HA, hA, H^+H^-.$$

q, l denote quarks and leptons, H, h, A denote the heavy, light and pseudoscalar Higgs bosons respectively, while H^\pm are the charged Higgs bosons. The helicity amplitudes for the above processes have been calculated in Ref. [27] as we have already discussed. Adjusting the results of that reference to conform with our notation⁴ we can calculate $\langle \sigma v_{\text{rel}} \rangle$.

Our numerical procedure then goes as follows.

(i) Given the experimental inputs for SM fermion and gauge boson masses as well as couplings and supersymmetry breaking parameters, we first run two-loop renormalization group equations (RGE's) in order to define physical masses and couplings of all particles involved having as reference scale the physical Z-boson mass M_Z .

(ii) We then calculate the coefficients a and b encountered in Eq. (31) for each of the processes mentioned before.

(iii) We solve the Boltzmann equation to define the relic density at today's Universe temperature $T \approx 2.7$ K.

Regarding point (i) we take as inputs the soft SUSY breaking parameters namely squark, slepton, Higgs soft masses, trilinear scalar couplings, gaugino masses as well as the parameters $\tan\beta$ and (μ) . μ is the Higgsino mixing parameter. We assume CMSSM with universal boundary conditions at the unification scale M_{GUT} .

Although in our analysis we have enforced unification on gauge couplings at M_{GUT} , the extracted values for the relic density are insensitive to this assumption and can cover cases where one abandons the naive gauge coupling unification scenario. In those cases the unification scale M_{GUT} is defined as the point where g_1 and g_2 meet. At this scale $g_3 = g_{1,2}(1 + \Delta\epsilon)$. $\Delta\epsilon \neq 0$ signals deviation from gauge coupling unification condition, which may be attributed to the appearance of high-energy thresholds. Values of $\Delta\epsilon$ of the order of 1% produce 5% variation in $\alpha_s(M_Z)$, which, how-

⁴Our notation differs slightly from that used in Ref. [27] (see the Appendix).

ever, are not felt by the relic density. The reason is that the latter depends implicitly on $\alpha_s(M_Z)$, through its dependence on sparticle masses, and therefore such small variations of α_s have negligible effect on the relic density. Therefore our analysis can accommodate cases where one allows for small departures from schemes where gauge couplings unify at a common scale.

Running two-loop RGE's for all couplings and masses involved, in the usual manner, we determine the parameters at the Z -pole mass which are necessary to calculate masses and couplings entering into the helicity amplitudes. Throughout radiative breaking of the EW symmetry is assumed. The magnitude of the μ parameter, but not its sign, as well as the Higgs mixing soft parameter m_3^2 are both determined at M_Z via the minimization conditions of the one-loop corrected effective potential.

All couplings and running masses are calculated in the dimensional reduction (DR) scheme. Whenever needed these can be converted to their corresponding modified numerical subtractor scheme (MS) values. In a mass independent renormalization scheme, as the $\overline{\text{DR}}$, no theta functions enter into the RGE's to implement the decoupling of heavy sparticles at thresholds (see for instance Bagger *et al.* in Ref. [14]). Therefore corrections to physical masses, which are calculated as the poles of propagators, receive contribution from both light and heavy degrees of freedom.

The pole masses of the third generation fermions are taken equal to $M_t^{\text{pole}}=175$ GeV, $M_b^{\text{pole}}=5$ GeV and $M_\tau^{\text{pole}}=1.777$ GeV. From the pole masses we can have the values of running masses at the pole, and then run the appropriate RGE's to have the corresponding running masses at the reference scale M_Z . The b and τ masses should evolve, according to the $SU(3)_c \times U(1)_{em}$ group, since $M_b^{\text{pole}}, M_\tau^{\text{pole}}$ are below M_Z . Note that in the case of b and t -quarks, the two-loop QCD corrections relating pole and running mass are duly taken into account. In this way one obtains the values of the running masses at M_Z , and from these the corresponding Yukawa couplings at the same scale in the $\overline{\text{DR}}$ scheme as demanded.

Regarding Higgs boson masses, one-loop radiative correction to their masses are assumed through out this paper. The effect of the renormalization group improvement and leading two-loop corrections although important for an accurate determination of the Higgs boson masses does not significantly affect the values of the relic density. Only the location of the Higgs s -channel poles and the thresholds, whenever Higgs bosons appear in the final state, are little affected.

Radiative corrections to the couplings of the LSP to Higgs bosons are not taken into account in this work. These can be important when LSP is a high purity Higgsino state [30], since a pure Higgsino state has no coupling to Higgs bosons. However, in the CMSSM with universal boundary conditions for the soft masses at the unification scale a high purity Higgsino state is hardly realized in view of negative results from SUSY particle searches, and the aforementioned corrections are not of relevance.

We also assume that the LSP is the lightest of the neutralinos. At the stage (i) of collecting inputs for the calculation of the coefficients a, b we do not impose all existing experimental bounds on sparticle masses, especially those imposed on gluino and squark masses, some of which are conditional and model dependent. The reason for doing this relies on that we want to study the behavior of the relic density $\Omega_{\tilde{\chi}} h_0^2$ in as much enlarged portion of the parameter space as possible. Obviously the parameter space will shrink even more if additional experimental constraints are taken into account. We postpone a discussion concerning the experimental bounds used in our analysis for the following chapter.

Having all parameters at the scale M_Z we pass to stage (ii) and calculate the coefficients a and b [see Eqs. (19),(20)] through which $\langle\sigma v_{\text{rel}}\rangle$ are calculated. As discussed in the previous section we have assumed nonrelativistic approximation and have expanded up to $\mathcal{O}(v^2)$ in the relative velocity v . However, such an expansion breaks down near a threshold, or near a pole as discussed in the previous section. In order to quantify the notion of nearness to either a threshold or to a pole we first consider the threshold case. As is obvious from Eq. (22) we are on the threshold when the parameter ϵ vanishes, in which case the expansion of Eq. (21) breaks down. From this equation it is seen that the value of ϵ signalling departure from the validity of the expansion in powers of v , is the one for which the coefficients of v^2 in Eq. (21) is unity. This occurs for $\epsilon_0=0.125$ which yields $z_0 \equiv (M_X + M_Y)/2m_{\tilde{\chi}} \approx 0.94$. Looking for a more reliable criterion we invoke Ref. [33] where results relying on more accurate analyses are compared against the standard schemes which we are using in this paper. From the figures displayed in the aforementioned reference we find that $z_0 \approx 0.95$ not very far from the value quoted above. Therefore throughout our analysis we shall employ the following ‘‘near threshold’’ criterion:

$$0.95 \leq \frac{M_X + M_Y}{2m_{\tilde{\chi}}} \leq 1. \quad (34)$$

A similar analysis holds for the poles too. As is obvious from Eq. (24) the expansion breaks down when $R_I \equiv m_I/m_{\tilde{\chi}}$ is close to 2, unless the rescaled width G_I [see Eq. (24)] turns out to be large. The possible poles encountered are the Z, H, h , and A resonances which have small rescaled widths unless the LSP is very light with mass $\mathcal{O}(10)$ GeV. In our analysis we employ the following ‘‘near pole’’ criterion⁵

$$|4 - R_I^2| \leq 0.8, \quad (35)$$

For values of the parameters leading to either Eq. (34) or Eq. (35) the expansion of the cross section in powers of the relative velocity is untrustworthy and results based on such an

⁵Outside this region the traditional series expansion, we use in this paper, and exact results are almost identical. See, for instance, Ref. [26].

TABLE I. Sample of values for the ratio $q'_0/2q_0^2$ for an LSP mass equal to 100 GeV. The masses of the remaining particles are as described in the main text.

x	$q'_0/2q_0^2$
0.08	2.47×10^8
0.07	1.62×10^9
0.06	1.95×10^{10}
0.05	0.62×10^{12}
0.04	1.05×10^{14}
0.03	0.51×10^{18}

expansion are unreliable. In those cases other more accurate methods should be used (see Refs. [33,34]).

In the final stage (iii) we solve the Boltzmann equation (6). Knowing $\langle \sigma v_{\text{rel}} \rangle$ from the procedure outlined previously, and by calculating the functions $g(T)$, $h(T)$, $h'(T)$, we can have the prefactor $\lambda(x)$ appearing in Eq. (6). At high temperatures, or same large values of $x = T/m_{\tilde{\chi}}$, above the freeze-out temperature, the function $q(x)$ approaches its equilibrium value $q_0(x)$ [see Eq. (7)]. A convenient and accurate method for solving the Boltzmann equation is the WKB approximation employed in Ref. [26]. This relies on the observation that $\lambda(x)$ is a rather large number of the order of 10^8 or so, or even larger in some cases. Due to the largeness of $\lambda(x)$ an approximate solution is

$$q = q_0 \left(1 + \frac{q'_0}{2\lambda q_0^2} \right) + \mathcal{O}(1/\lambda^2). \quad (36)$$

Obviously this holds for values of x for which $q'_0/2\lambda q_0^2$ is smaller than unity. In our numerical procedure we find a point x_0 for which

$$\frac{q'_0}{2\lambda q_0^2}(x_0) \approx 0.1. \quad (37)$$

For larger values of x , this ratio becomes even smaller while for smaller values increases rapidly invalidating the approximation (36). This rapid change of the aforementioned ratio is mainly due to $q'_0/2q_0^2$. A typical sample is shown in Table I where for an LSP mass ≈ 100 GeV, for a top mass equal to 175 GeV and for masses of the Higgs bosons h, H, A, H^\pm equal to 100, 250, 270, and 300 GeV, respectively, we list its values for x in the range 0.03–0.08. One observes that $q'_0/2q_0^2$ increases by almost 10 orders of magnitude from $x = 0.08$ down to $x = 0.03$ while $\lambda(x)$ remains almost constant in this interval. With a typical value of $\lambda(x) \approx 10^{10}$ this ratio turns out to be $\approx \frac{1}{10}$ for values of x around 0.06.

Given the point x_0 , defined in Eq. (37), we numerically solve the Boltzmann equation, in order to obtain solutions in the region $x \leq x_0$, having as boundary condition

$$q(x_0) = 1.1q_0(x_0). \quad (38)$$

The omitted $\mathcal{O}(1/\lambda^2)$ terms in Eq. (36) yield corrections which are less than 5%. Therefore this scheme yields very accurate results.

The numerical solution is found by use of special routines found in IMSL FORTRAN library, which are eligible to handle stiff differential equations such as the Boltzmann equation. Similar routines can be presumably found in other libraries too. However, it is important to stress that the choice of the right routine and accuracy is of great importance. Due to the fact that $q(x)$ varies rapidly for $x < x_0$ a high degree of accuracy is demanded which makes other routines being either extremely slow or unable to reach convergence.

To implement the numerical solution of the Boltzmann equation we need as inputs the function $\lambda(x)$, defined by Eq. (12), whose values are known provided g, h, h' , as well as $\langle \sigma v_{\text{rel}} \rangle$, are calculated. The effective number and entropy degrees of freedom functions g and h , respectively, are calculated in the way described in the first section. The thermal integrals needed for their calculation are found by invoking fast and reliable integration routines found in the same FORTRAN library IMSL. Their correctness has been checked by comparing our findings against those of other packages. The LSP mass and the masses of Higgs bosons and the remaining SM particles are needed in order to calculate the aforementioned functions. Therefore we first run to get the values of all parameters involved at the physical scale M_Z , as well as all physical masses among these the radiatively corrected Higgs boson masses. These inputs are also used in order to calculate all relevant sparticle couplings to other species necessary to calculate the coefficients a, b and hence $\langle \sigma v_{\text{rel}} \rangle$, for each one of the processes involved. After this short description of our numerical procedure we pass to discuss how this machinery is implemented to infer physics conclusions for the LSP relic density.

IV. THE LSP RELIC DENSITY

Following the numerical procedure outlined in the previous section we are ready to embark on discussing the predictions for the LSP relic density. As discussed in Sec. I we have in mind minimal supersymmetry with universal boundary conditions at the unification scale for the soft breaking parameters and radiatively induced EW symmetry breaking. Therefore the arbitrary parameters are m_0 , $M_{1/2}$, A_0 , and $\tan \beta$. The value of μ is determined from the minimization conditions of the one-loop corrected effective potential. These also determine the Higgs boson mixing parameter m_3^2 . The sign of μ is undetermined in this procedure and in our analysis both signs of μ are considered. Therefore in this scheme the μ value as well as m_3^2 are not inputs.

At the first stage for each point in the parameter space we collect outputs including all parameters relevant for the calculation of the relic density, such as couplings and physical masses, in the way prescribed in the previous section, without imposing any experimental constraints. However, we certainly exclude points that are theoretically forbidden, such as those leading to breaking of lepton and/or color number, or points for which Landau poles are developed and so on. We also exclude points for which the LSP is not a neutralino.

In subsequent runs the above inputs are used to determine the $\tilde{\chi}$ relic density solving the Boltzmann equation as outlined in the previous section.

In our analysis we should exclude points of the parameter space for which violation of the experimental bounds on sparticle masses is encountered. We use the bounds of Ref. [42]

$$\begin{aligned}
\text{neutralinos: } & m_{\tilde{\chi}_1^0} > 33 \text{ GeV}, \\
\text{charginos: } & m_{\tilde{\chi}_1^\pm} > 95 \text{ GeV}, \\
\text{sleptons: } & m_{\tilde{\tau}} > 71 \text{ GeV}, (m_{\tilde{\chi}_1^0} < 20 \text{ GeV}), \\
& m_{\tilde{\mu}_R}, m_{\tilde{e}_R} > 84, 89 \text{ GeV}, \\
& (m_{\tilde{\mu}_R}, \tilde{e}_R > m_{\tilde{\chi}_1^0} + 10 \text{ GeV}), \\
& m_{\tilde{\nu}_L} > 43 \text{ GeV}, \\
\text{Higgs bosons: } & m_{h_0} > 81 \text{ GeV}, (\text{light scalar}), \\
& m_A > 81 \text{ GeV}, m_{H^\pm} > 69 \text{ GeV}. \tag{39}
\end{aligned}$$

At this stage we do not exclude yet points which violate the gluino \tilde{g} and squark \tilde{q} mass bounds

$$m_{\tilde{g}} > 173 \text{ GeV}, m_{\tilde{q}} > 176 \text{ GeV}. \tag{40}$$

Then for each point of the parameter space for which the above experimental constraints are obeyed we calculate the $\tilde{\chi}$ relic density.

From our outputs we have found that the chargino bound is the most stringent of all listed above, in the parameter space examined. The only exception is the light Higgs boson mass, which outstrips the chargino bound for very low $\tan \beta$ values. The gluino and squark mass bounds quoted before, if subsequently imposed, are found to be weaker than the chargino bound. Only a small region of the parameter space which is allowed by the chargino mass constraint is excluded when one enforces the bound $m_{\tilde{t}_1} > 176 \text{ GeV}$ on the lightest of the top squarks.

Before embarking to discuss our physics results we should stress that in our scheme we have not committed ourselves to any particular approximation concerning the masses or couplings of sectors which are rather involved, such as neutralinos for instance, which are crucial for our analysis. Therefore we do not only consider regions of the parameter space in which the LSP is either purely a \tilde{B} (B -ino) or purely a Higgsino, but also regions where in general the LSP happens to be an admixture of the four available

degrees of freedom.⁶ Regarding the LSP's mass we note that for large values of it many channels are open but for small values ($m_{\tilde{\chi}} < 40 \text{ GeV}$) only channels with fermions, except the top quark, in the final state are contributing. In these processes the exchanged particles can be either a Z -boson and a Higgs boson in the s channel, as well as a sfermion \tilde{f} in the t channel. Higgs boson exchanges are suppressed by their small couplings to light fermions, and sfermion exchanges are suppressed when their masses are large. Then the only surviving term, for large values of squark and slepton masses is the Z -boson exchange. However, in the parameter region where the LSP is a high purity B -ino, this is not coupled to the Z -boson resulting to very small cross sections enhancing dramatically the LSP relic density. Therefore in considerations in which the LSP is a light B -ino,⁷ large squark or slepton masses are inevitably excluded since they lead to large relic densities. If one relaxes this assumption and considers regions of the parameter space in which the LSP is light but is not purely B -ino, heavy squarks, or sleptons are in principle allowed. When LSP is light the only open channels are those involving light fermions in the final state. Then the annihilation of LSP's into neutrinos, for instance, a channel which is always open, proceeds via the exchange of a Z -boson which is nonvanishing and dominates the reaction when m_0 is sufficiently large, due to the heaviness of sfermions. This puts a lower bound on $\Sigma_f \langle v \sigma(\tilde{\chi}\tilde{\chi} \rightarrow f\bar{f}) \rangle$ and hence an upper bound on $\Omega_{\tilde{\chi}} h_0^2$ which can be within the experimental limits quoted in the Introduction. On these grounds one would expect that by increasing m_0 , while keeping $M_{1/2}$ fixed and low, there are regions in which the relic density stays below its upper experimental limit. Although such corridors of low $M_{1/2}$ and large m_0 values⁸ are cosmologically acceptable they are ruled out by the recent bound put on the chargino mass. Hence the possibility of having a light LSP and a heavy sfermion spectrum is excluded.

We have scanned the parameter space for values of $m_0, M_{1/2}, A_0$ up to 1 TeV and $\tan \beta$ from around 1.8 to 40 for both positive and negative values of μ . The top quark mass is taken 175 GeV. In Fig. 1 we display representative outputs in the $(M_{1/2}, m_0)$ plane for fixed values of A_0 and $\tan \beta$. Both signs of the parameter μ are considered. In the displayed figure $A_0=0$ and $\tan \beta=5, 20$. The five different gray tone regions met as we move from bottom left to right up, correspond to regions in which $\Omega_{\tilde{\chi}} h_0^2$ takes values in the intervals

⁶The case of a Higgsino-like LSP has been pursued in Refs. [30,32] where the dominant radiative corrections to neutralino masses are considered. Analogous corrections to couplings of Higgsino-like neutralinos to Z and Higgs bosons are important and can change the relic density by a factor 5 in regions of parameter space where LSP is a high purity Higgsino state [30]. However, this case is not realized within the CMSSM with universal boundary conditions for the soft masses.

⁷This happens when $|\mu| \gg M_W$, with M_1 small $\approx M_W$.

⁸These corridors of low $M_{1/2}$ and large m_0 values have been also presented in Ref. [28].

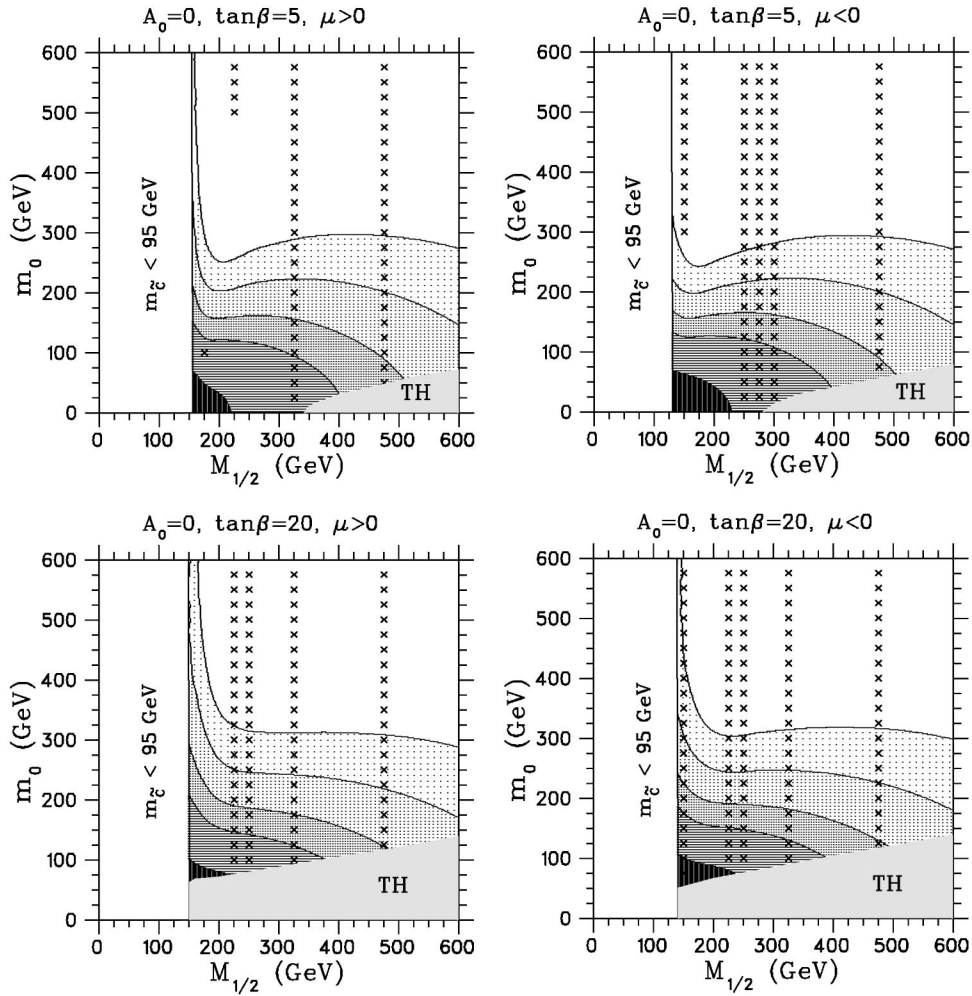


FIG. 1. The LSP relic density $\Omega_{\tilde{\chi}_0^0} h_0^2$ in the $(m_0, M_{1/2})$ plane for given values of $A_0, \tan\beta$, and sign of μ . Gray tone regions, from darker to lighter, designate areas in which the LSP relic density takes values in the intervals 0.00–0.08, 0.08–0.22, 0.22–0.35, 0.35–0.60, and 0.60–1.00, respectively. In the blanc area $\Omega_{\tilde{\chi}_0^0} h_0^2 > 1.0$. The area marked by TH is theoretically excluded (see main text). The area labeled by $m_{\tilde{\chi}^-} < 95$ GeV is excluded by chargino searches. Crosses denote points for which thresholds or poles are encountered.

0.00–0.08, 0.08–0.22, 0.22–0.35, 0.35–0.60 and 0.60–1.00, respectively.⁹ In the blanc area covering the right up region, the relic density is found to be larger than unity. The boundary of the area excluded by chargino searches, designated by $m_{\tilde{\chi}^-} < 95$ GeV, refers to the bound quoted in the beginning of this section.

In these figures whenever a cross appears it designates that we are near either a pole or a threshold, according to the criteria given in the previous section. In these cases the non-relativistic expansions used are untrustworthy and no safe conclusions can be drawn. For low values of $M_{1/2}$ crosses correspond to mainly poles, which are either a Z-boson or a light Higgs boson, while for higher values, where LSP is heavier and hence more channels are open, these correspond to thresholds. The gray area at the bottom labeled ‘‘TH,’’ which usually occurs for low values $m_0 \leq 150$ GeV, is excluded mainly because it includes points for which the LSP

is not a neutralino. In a lesser extend some of these correspond to points which are theoretically excluded in the sense that either radiative breaking of the EW symmetry does not occur and/or other unwanted minima, breaking color, or lepton number, are developed. From these figures it is seen that as $\tan\beta$ increases from $\tan\beta=5$ to $\tan\beta=20$ the region for which the LSP is not a neutralino is enlarged. This is due to the fact that by increasing $\tan\beta$ the stau sfermion $\tilde{\tau}_R$ becomes lighter, since its mass, as do the masses of all the third generations sfermions, depends rather strongly on $\tan\beta$ (and also on A_0). Although not displayed, similar is the case when one increases the value of the parameter A_0 .

For fixed $M_{1/2} > 150$ GeV the relic density $\Omega_{\tilde{\chi}_0^0} h_0^2$ increases, with increasing m_0 , due to the fact that cross sections involving sfermion exchanges decrease. Thus the area corresponding to $\Omega_{\tilde{\chi}_0^0} h_0^2 < 0.22$ concentrates to the left bottom of the figure. In this region $m_0 < 200$ GeV. For fixed m_0 the relic density $\Omega_{\tilde{\chi}_0^0} h_0^2 < 0.22$ also decreases with increasing $M_{1/2}$, since an increase in $M_{1/2}$ enlarges squark and slepton masses as well yielding smaller cross sections. If $M_{1/2}$ is

⁹These regions are chosen in accord with new and old bounds on $\Omega_{\tilde{\chi}_0^0} h_0^2$ which have been cited in the literature.

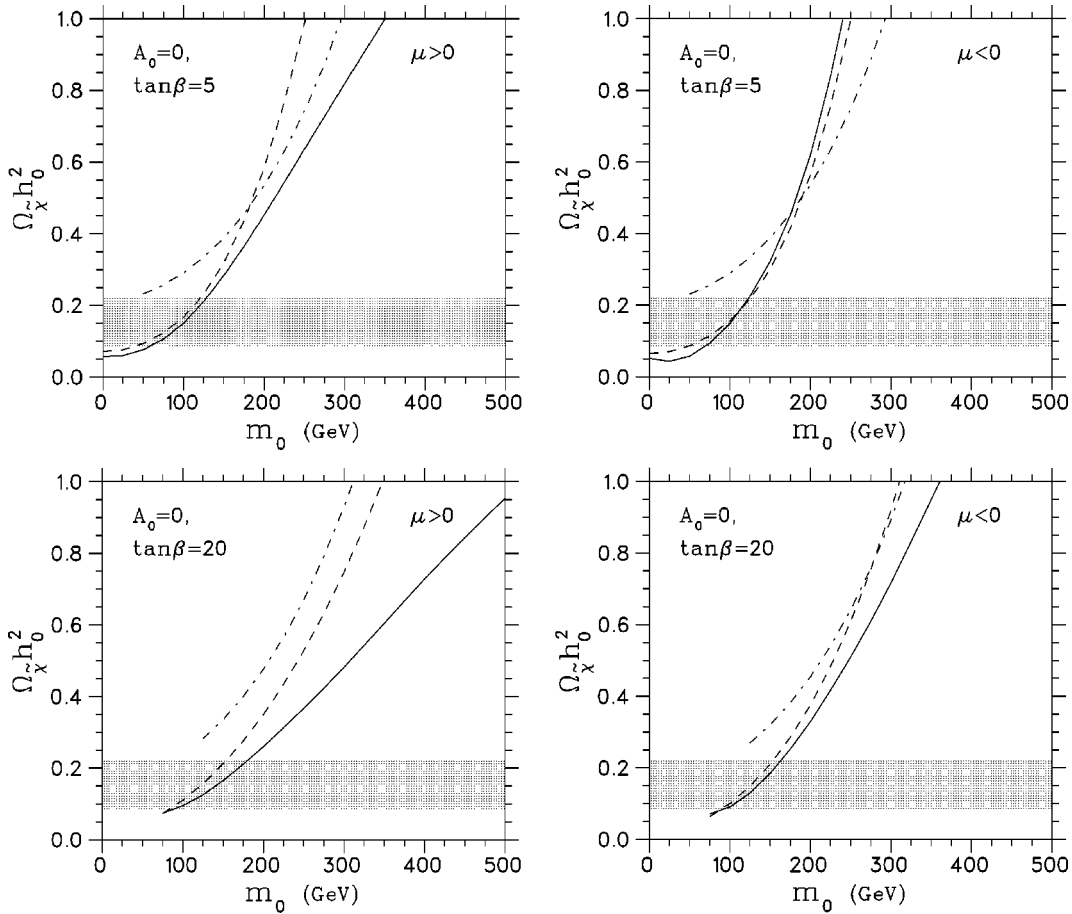


FIG. 2. The relic density as function of m_0 for fixed values of the remaining parameters. The solid, dashed and dot-dashed lines correspond to $M_{1/2} = 170, 200, 400$ GeV, respectively.

further increased the LSP will eventually cease to be a neutralino.

In Fig. 2 and for fixed values of the parameter A_0 and $\tan \beta$ we plot the LSP relic density as function of the soft scalar mass m_0 for values of $M_{1/2} = 170, 200, 400$ GeV, respectively. The value $M_{1/2} = 170$ GeV has been chosen close to the lowest allowed by the recent chargino searches, and avoids poles or thresholds. It is obvious from this figure that for higher $\tan \beta$ values $\Omega_{\tilde{\chi}} h_0^2$ gets lowered, for fixed m_0 , leaving more room for larger m_0 and hence for sfermion masses. The abrupt stop in some of the displayed lines, towards their left endings, is due to the fact that the LSP ceases to be a neutralino for sufficiently low values of m_0 .

In Fig. 3 and 4 we plot the LSP relic density as function of the parameters A_0 and $\tan \beta$, respectively by keeping, in each case, the other parameters fixed. In Fig. 3 we see that for a relatively large value of the parameter $m_0 = 200$ GeV, and for all cases shown, the relic density takes unacceptably large values. Although we have only depicted the case $m_0 = 200$ GeV this holds true even for larger values of m_0 , provided that $M_{1/2}$ stays larger than about 150 GeV.

The behavior of $\Omega_{\tilde{\chi}} h_0^2$, as the parameter $\tan \beta$ varies from 2 to 35, is depicted in Fig. 4. Keeping the parameters A_0, m_0 fixed one observes that for large values of $\tan \beta \geq 30$, $\Omega_{\tilde{\chi}} h_0^2$ gets smaller falling below 0.22 even for large values of the

soft parameter $M_{1/2}$. The reason of getting small relic densities for such large values of $\tan \beta$ is due to the fact that in these cases the pseudoscalar Higgs boson A has a mass close to $2 m_{\tilde{\chi}}$, and thus its exchange dominates in the production of a fermion-antifermion pair in the final state. This, along with the fact that $A \tau \bar{\tau}$ and $A b \bar{b}$ vertices are proportional to $\tan \beta$, enhances the relevant cross sections, resulting to small relic densities within the allowed cosmological limits. This behavior agrees at least qualitatively with the findings of Ref. [27] (see Fig. 4 in that reference).

In Fig. 5 the LSP relic density is plotted as a function of the parameter $M_{1/2}$ for values of $A_0, \tan \beta$ shown on the figures, and for $m_0 = 150$ GeV (solid line) and $m_0 = 200$ GeV (dashed line). The crosses denote points for which poles or thresholds are encountered. It is obvious in these figures the tendency for the LSP relic density to increase as $M_{1/2}$ increases especially for values $M_{1/2} > 300$ GeV. In this region, and for fixed $M_{1/2}$, we observe that $\Omega_{\tilde{\chi}} h_0^2$ decreases as $\tan \beta$ is increased from $\tan \beta = 5$ to $\tan \beta = 20$.

So far in our analysis we have not studied neutralino-stau coannihilation effects, which if included can lower the values of the neutralino relic density in some regions of the parameter space. However, as we shall see, even in those cases our calculation of relic density can be used to estimate with fair accuracy the actual relic density by using the results of Ref. [31].

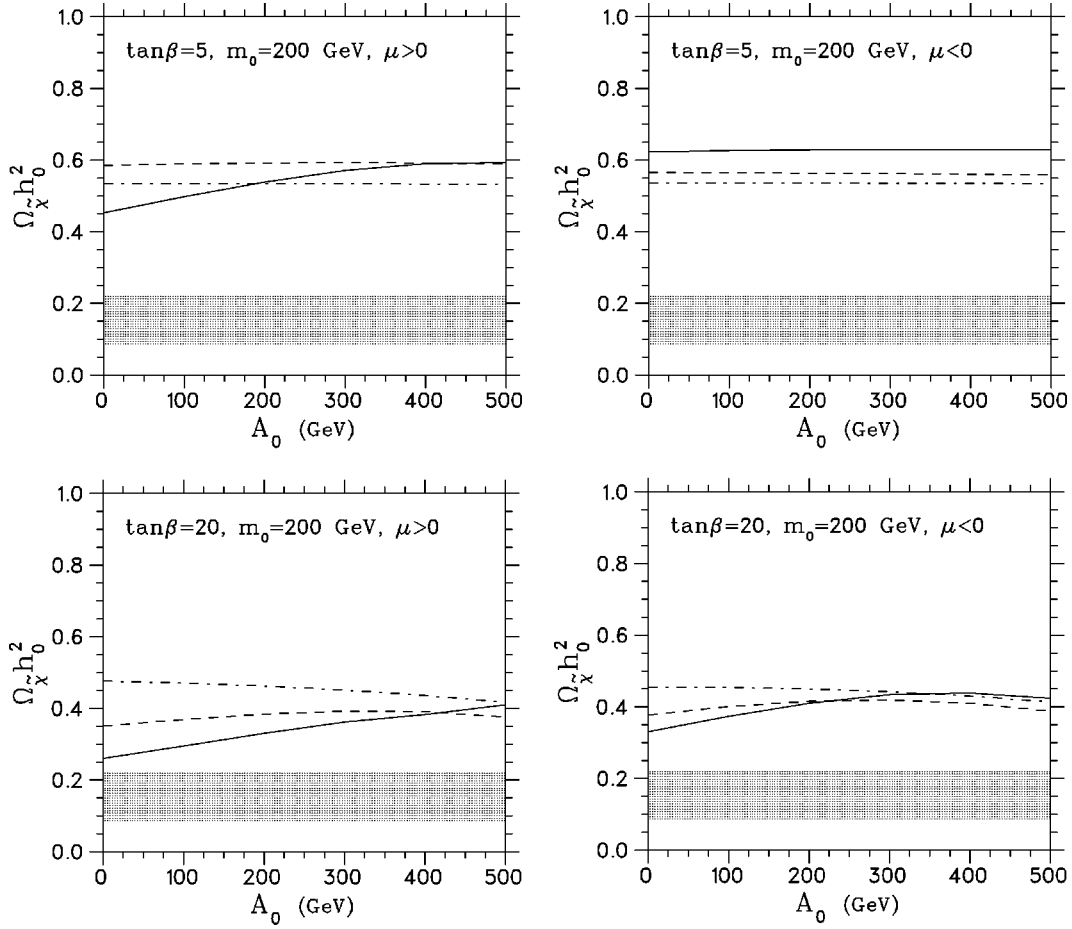


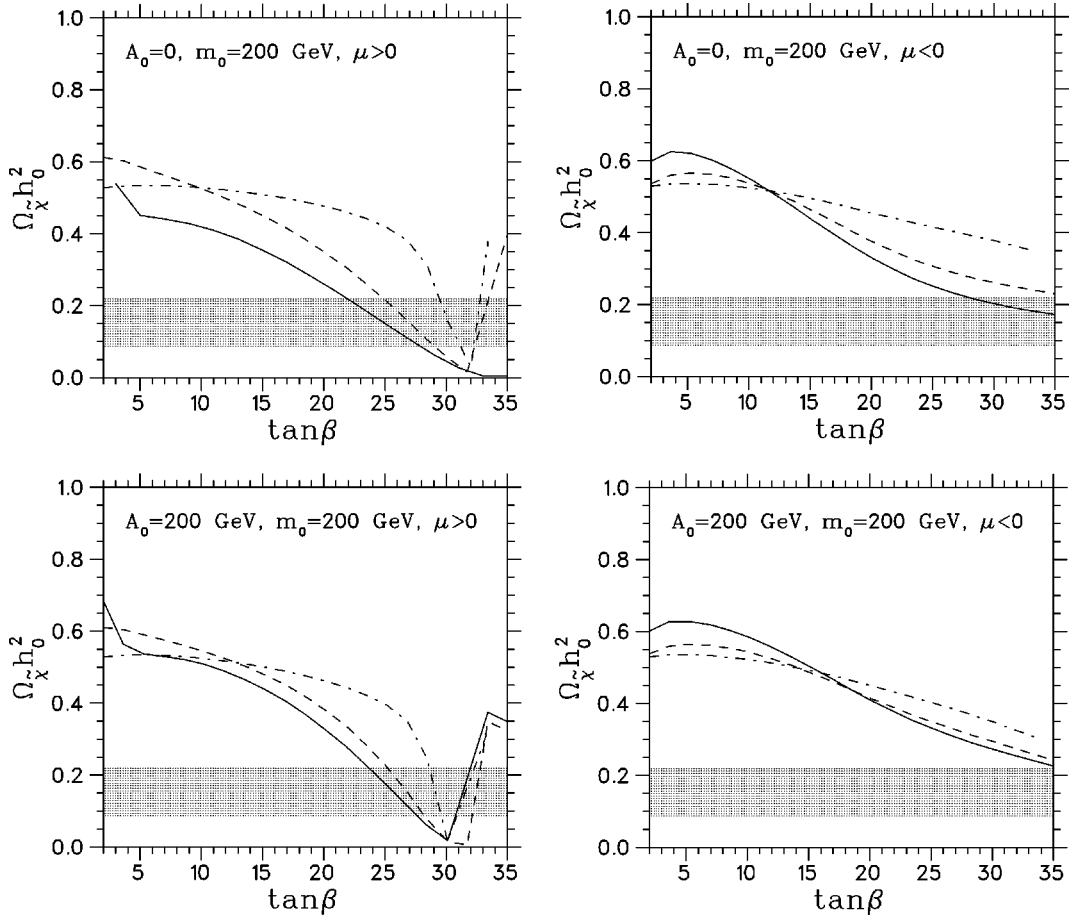
FIG. 3. The relic density as function of A_0 . The lines are as in Fig. 2.

These coannihilation processes are of relevance for values of the parameters for which $m_{\tilde{\chi}} < m_{\tilde{\tau}_R} \lesssim 1.2m_{\tilde{\chi}}$, that is near the edge where $\tilde{\chi}$ and $\tilde{\tau}_R$ are almost degenerate in mass. Since so far in our analysis we have neglected such coannihilation effects, the conclusions reached are actually valid outside the stripe $m_{\tilde{\chi}} < m_{\tilde{\tau}_R} \lesssim 1.2m_{\tilde{\chi}}$. Inside this band $\tilde{\chi}$ - $\tilde{\tau}$ coannihilations, and also \tilde{L} - \tilde{L} annihilations, dominate the cross sections, decreasing $\tilde{\chi}$ relic densities leaving corridors of opportunity to high $M_{1/2}$ and m_0 values as emphasized in other studies [31]. Thus depending on the inputs $m_0, M_{1/2}, A_0, \tan\beta$, and the sign of μ we can distinguish two cases: (i) $1.25m_{\tilde{\chi}} \leq m_{\tilde{\tau}_R}$ and (ii) $m_{\tilde{\chi}} < m_{\tilde{\tau}_R} < 1.25m_{\tilde{\chi}}$, which are both compatible with having LSP as one of the neutralino states. In region (ii) the stau $\tilde{\tau}_R$ is nearly degenerate in mass with $\tilde{\chi}$ and $\tilde{\chi}$ - $\tilde{\tau}$ coannihilation effects, and to a lesser extend $\tilde{\tau}$ - $\tilde{\tau}$, \tilde{e} - \tilde{e} , and $\tilde{\mu}$ - $\tilde{\mu}$ annihilations, play an important role [31]. We shall call this ‘‘coannihilation’’ region to be distinguished from region (i) which will be designated hereafter as ‘‘coannihilation free’’ region.

We shall first discuss the region (i) in which such effects are negligible and the ordinary way of calculating $\tilde{\chi}$ relic densities, with the omission of the coannihilation processes, is very accurate and reliable. In the coannihilation free region upper limits on $M_{1/2}$ and m_0 can be established by imposing the cosmological constraint $0.08 < \Omega_{\tilde{\chi}} h_0^2 < 0.22$, which are

more strict than those discussed so far. In fact within the coannihilation free region we find that for low and moderate $\tan\beta$ the upper bounds on these parameters are $M_{1/2} \lesssim 340$ GeV, $m_0 \lesssim 200$ GeV. The upper limit set on m_0 is correlated to the value of $M_{1/2}$, and is almost insensitive to the value of the parameter A_0 and $\tan\beta$ as long as the latter does not get values larger than about ≈ 30 . For instance, the upper bound ≈ 200 GeV on m_0 is reached when $M_{1/2} \sim 140$ GeV, the lowest allowed by chargino searches, but it is lowered to ≈ 130 GeV when $M_{1/2} \approx 340$ GeV. This behavior is very clearly seen in the scattered plots shown in Fig. 6. The sample consists of 4000 random points that cover the most interesting part of the parameter space, which is within the limits: $1.8 < \tan\beta < 40$, $150 \text{ GeV} < M_{1/2} < 1 \text{ TeV}$, $|A_0| < 500$ GeV, and $m_0 < 500$ GeV.¹⁰ From the given sample only points which lie entirely within the coannihilation free region are shown. Also points which lead to relics larger than 1.5 are not displayed in the figure. The experimental bounds discussed before, restrict by about 40% the number of the

¹⁰Higher values for m_0 are of relevance only for low $M_{1/2}$ values, already ruled out by the recent experimental bounds on chargino masses. Also since $\Omega_{\tilde{\chi}} h_0^2$ does not depend strongly on A_0 for $M_{1/2} > 150$ GeV, as it can be realized from Fig. 3, it suffices to focus on values $|A_0| < 500$ GeV.

FIG. 4. The relic density as function of $\tan \beta$. The lines are as in Fig. 2.

cosmologically allowed points. The points shown are struck by a cross (\times) when $m_0 < 100$ GeV, by a plus (+) when $100 \text{ GeV} < m_0 < 200$ GeV, and by a diamond (\diamond) when m_0 exceeds 200 GeV. It is obvious the tendency to have $M_{1/2} \leq 340$ GeV in the cosmologically interesting domain which lies in the stripe between the two lines at 0.08 and 0.22. Actually except for a few isolated cases, which correspond to large $\tan \beta$ as we shall see, all allowed points are accumulated to values $M_{1/2} \leq 340$ GeV and $m_0 < 200$ GeV (crosses or pluses). As a side remark, we point out that the coannihilation free region under discussion overlaps with the color and charge breaking (CCB) free region as long as the parameter $M_{1/2}$ stays less than ≈ 300 GeV [31].

Anticipating a forthcoming discussion on EW precision data, we designate the region of $M_{1/2}$, which is rather favored by EW precision measurements. This is shaded in gray, which progressively becomes darker as we move to larger $M_{1/2}$ values, where the SM limit is attained. In the coannihilation free region, these upper limits set on $M_{1/2}, m_0$ can be only evaded when $\tan \beta$ takes large values ≈ 30 and μ is positive. Higher values of $\tan \beta$ can also be obtained at the expense of changing the input value for the bottom pole mass as we are discussing below. In the aforementioned cases the pseudoscalar Higgs boson A has a mass approaching $2m_{\tilde{\chi}}$, and the $A\tau\bar{\tau}, Ab\bar{b}$ couplings are large as being proportional to $\tan \beta$. Both effects make the pseudoscalar

Higgs boson exchange to dominate the reactions $\tilde{\chi}\tilde{\chi} \rightarrow \tau\bar{\tau}$ and $\tilde{\chi}\tilde{\chi} \rightarrow b\bar{b}$, enhancing the corresponding cross sections resulting to cosmologically acceptable relic densities as already discussed.¹¹ Such points allow for $M_{1/2}, m_0$ as large as ≈ 450 GeV and stay comfortably well as far as the process $b \rightarrow s\gamma$ is concerned, which is not in conflict with large $\tan \beta$ values as long as $\mu > 0$ [28,43]. Since large values of $\tan \beta$ are compatible with Yukawa coupling unification, the previous discussion shows that the possibility of obtaining acceptable $\tilde{\chi}$ relic densities in the coannihilation free region is feasible in such schemes. If Yukawa coupling unification is enforced, the input b -quark pole mass should be lowered to values that are marginally consistent with the experimental data. This has as an effect the increase of the value of $\tan \beta$. In fact by lowering the input value $M_b^{\text{pole}} = 5$ GeV, we were able to get relic densities within the cosmologically allowed domain $0.08 < \Omega_{\tilde{\chi}} h_0^2 < 0.22$ for $\tan \beta \approx 50$, without the need of invoking the coannihilation mechanism as is done in Ref. [39]. Note the important role the pseudoscalar Higgs boson plays in this case since it dominates the $\tilde{\chi}\tilde{\chi} \rightarrow \tau\bar{\tau}, b\bar{b}$ reactions when the LSP's composition involves even a small Higgsino component. In Fig. 7, and in order to exhibit the

¹¹This requires the $A\tilde{\chi}\tilde{\chi}$ coupling to be nonvanishing. This holds in regions of the parameter space where the LSP state has a nonvanishing Higgsino component.

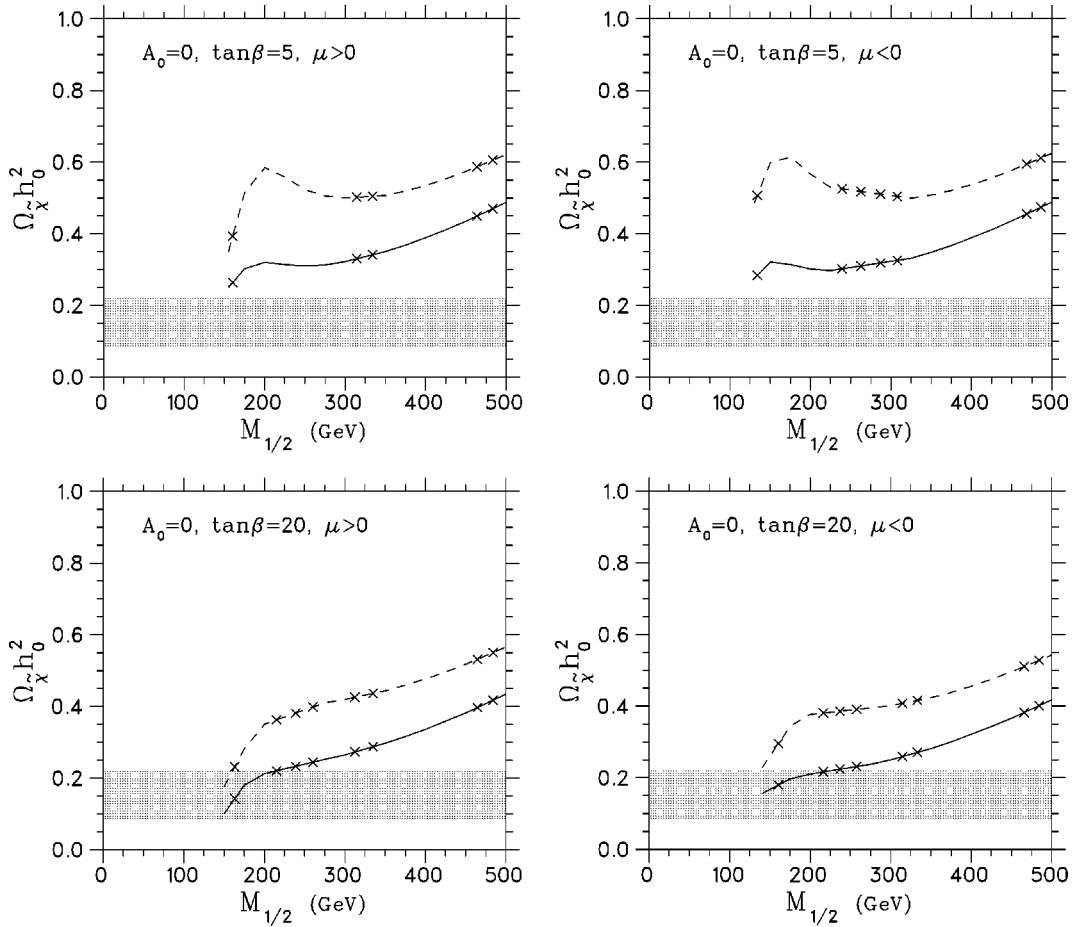


FIG. 5. The relic density as function of $M_{1/2}$. Crosses denote points that are near thresholds or poles. The solid (dashed) line corresponds to $m_0 = 150$ (200) GeV.

tan β behavior of the relic density, we display a scattered plot of random points, for fixed A_0 , $M_{1/2}$ and random values of $m_0 \geq 150$ GeV, as function of tan β , for both signs of μ . All points displayed refer to the coannihilation free region under discussion. Actually for the $\mu > 0$ case, only a few points of the given sample are in the coannihilation region. We see that only a small number of points with $\mu < 0$ can marginally satisfy the cosmological constraints. However, for $\mu > 0$ many such points exist for values of tan β which are around ≈ 30 . We recall that the bottom quark pole mass has been taken equal to 5 GeV which hardly allows for large values of tan β . For this reason, and for the given sample, points beyond tan $\beta \approx 35(38)$ for $\mu > 0(< 0)$ are absent in these figures. In the bottom figure, corresponding to $\mu < 0$ case, we do not display points in the gap around tan $\beta = 5$, since we are close to a two light Higgs boson threshold (see discussion in Sec. III).

EW precision data are in perfect agreement with the SM and hence also with supersymmetric extensions of the SM which are characterized by a large supersymmetry breaking scale. In unconstrained SUSY scenarios the bounds put on sparticle masses from the EW precision data are not far from their lower experimental limits. In constrained versions, such as the CMSSM which we study here, lower bounds on $M_{1/2}$ can be established. In fact phenomenological studies of the

weak mixing angle $\sin^2 \theta_{\text{eff}}$ restrict $M_{1/2}$ to lie in the region $M_{1/2} \geq 300$ GeV if the combined small SLD and LEP data are used for $\sin^2 \theta_{\text{eff}}$.¹² If in addition unification of gauge couplings at M_{GUT} is assumed then the lower bound is shifted to higher values (see Dedes *et al.* in Ref. [14]), in the absence of high-energy thresholds. Therefore in the context of the CMSSM it seems that EW precision data favor rather large $M_{1/2}$ values in which case we are closer to the SM limit of supersymmetry. The higher the $M_{1/2}$ value the lower the χ^2 is, and better agreement with the experimental data is obtained. Adopting a lower bound of about 300 GeV, suggested by the above reasoning, can have a dramatic effect for the allowed domain which lies entirely in the coannihilation free region. For low tan β (≤ 10) the cosmologically allowed region is severely constrained almost predicting the values of the soft masses. In fact $M_{1/2}$ is forced to move within the rather tight limits $M_{1/2} \approx 300$ GeV–340 GeV, while at the same time $m_0 \approx 80$ GeV–110 GeV. For higher values of tan β (~ 20) the upper bound on m_0 is sifted upwards by about 20 GeV (see, for instance, Fig. 1). This situation is depicted in Fig. 8(a) where in the $(M_{1/2}, m_0)$ plane the dark-

¹²The SLD data alone leave more freedom by allowing for lower $M_{1/2}$ values. On the contrary small LEP data favor large $M_{1/2}$ values.

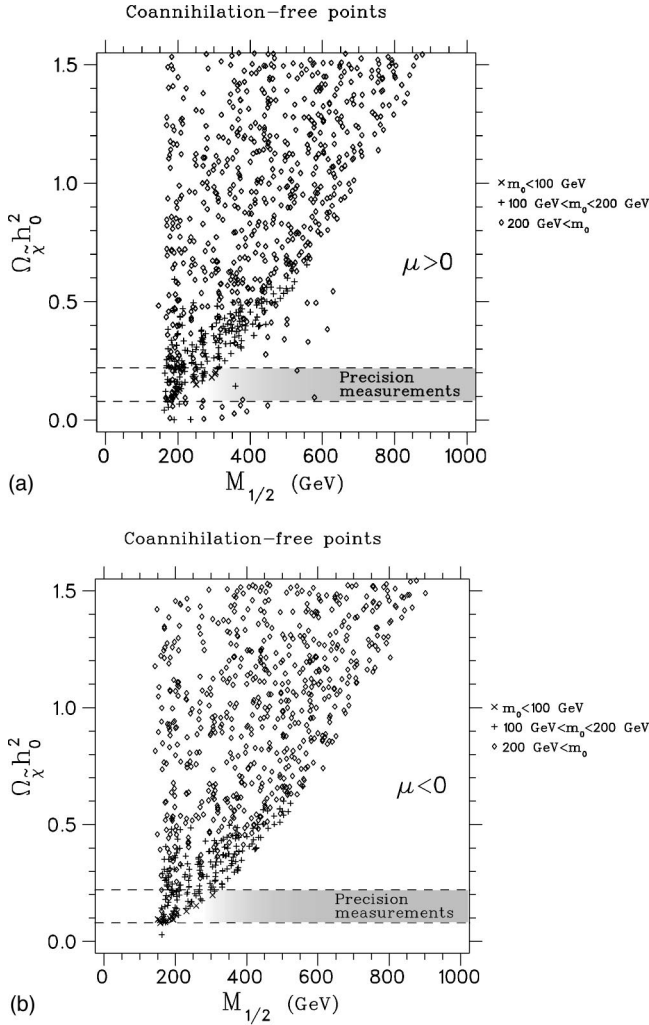


FIG. 6. Scattered plot of the relic density versus $M_{1/2}$ from a sample of 4000 random points in the parameter space. Low $M_{1/2}$ values are excluded by chargino searches. All points shown are in the coannihilation free region. Only the points with relic density less than 1.5 are shown. The gray tone region within the cosmologically allowed stripe designates the region which agrees with EW precision data (see main text). The horizontal dashed lines mark the limits $0.08 < \Omega_{\tilde{\chi}} h^2 < 0.22$.

shaded area marks the cosmologically allowed region for values $A_0 = 0$ GeV, $\tan \beta = 5$. The coannihilation free region under discussion lies above the line labeled by $m_{\tilde{\tau}} = 1.25 m_{\tilde{\chi}}$. In this figure it is seen that by enforcing a more relaxed lower bound, $M_{1/2} \geq 200$ GeV, not excluded by SLD data, a relatively large portion in the $(M_{1/2}, m_0)$ plane is allowed which also overlaps with regions in which neither color nor charge are violated (marked “no CCB”¹³) [44]. However, for $M_{1/2} \geq 300$ GeV the allowed region, in the

¹³The alert reader may notice that the overlap between the “No CCB” allowed region and the coannihilation region is of measure zero, at least for $M_{1/2}$ less than 500 GeV. This trend may be very suggestive in looking for the physically sound region in parameter space.

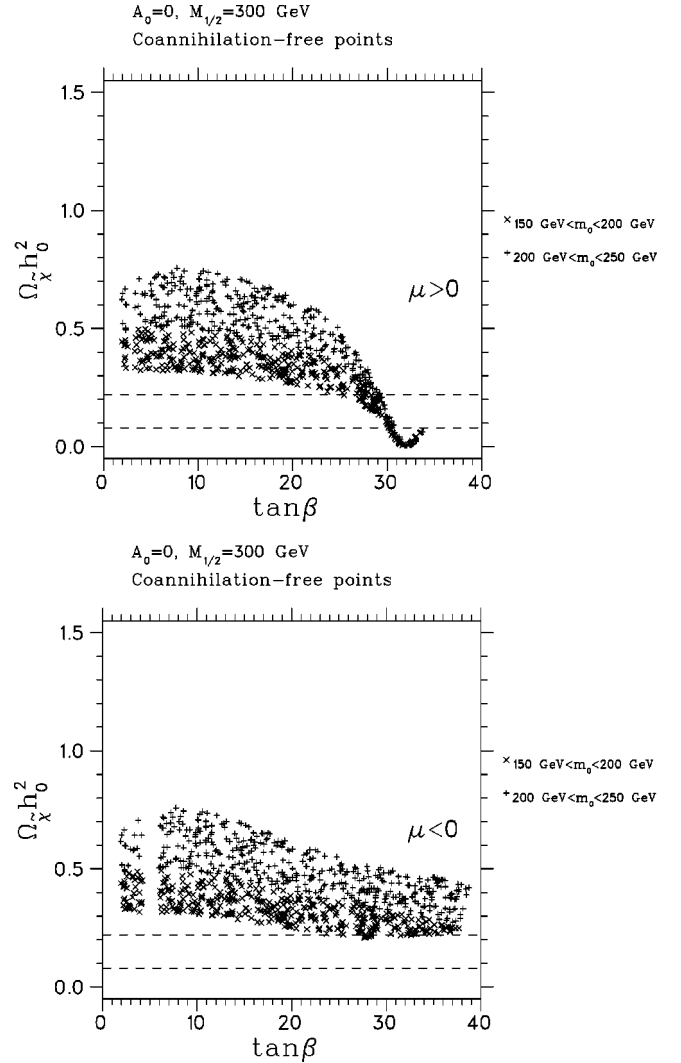


FIG. 7. Scattered plots of the relic density versus $\tan \beta$ from a sample of random points with fixed $A_0 = 0$ GeV, $M_{1/2} = 300$ GeV. The points shown fall within the coannihilation free region. The two horizontal dashed lines, as in Fig. 6, mark the cosmologically allowed stripe.

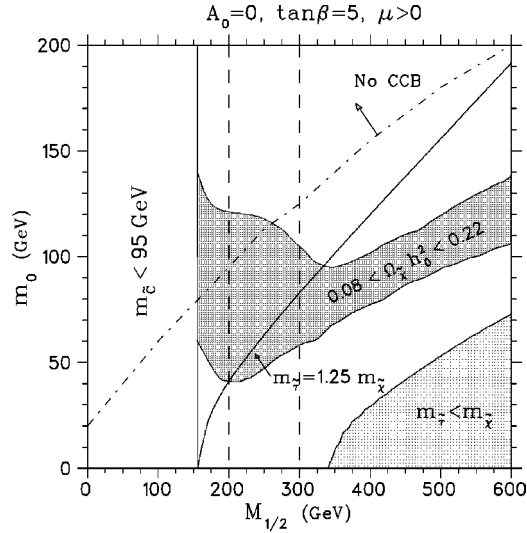
coannihilation free domain, is shrunk to a small triangle.

The previously discussed bounds on $M_{1/2}, m_0$ affect the mass spectrum of supersymmetric particles. For $M_{1/2} = 300$ GeV–340 GeV, $m_0 = 80$ –110 GeV, $|A_0| < 1$ TeV and values of $\tan \beta < 10$, we have found the following bounds on the masses of the LSP and the lighter of charginos, staus, top squarks, and Higgs scalars:

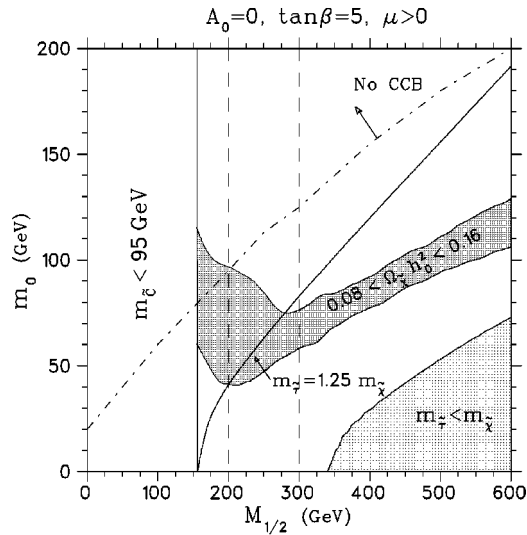
$$m_{\text{LSP}}: 115 \text{ (116) GeV} - 130 \text{ (133) GeV},$$

$$m_{\tilde{C}}: 210 \text{ (218) GeV} - 241 \text{ (250) GeV},$$

$$m_{\tilde{\tau}_R}: 122 \text{ (130) GeV} - 157 \text{ (158) GeV},$$



(a)



(b)

FIG. 8. The dark-shaded area in (a) [(b)] designates the cosmologically allowed region $\Omega_{\tilde{\chi}} h_0^2 = 0.15 \pm 0.07$ (0.12 ± 0.04). The boundary of the coannihilation free region is labeled by $m_{\tilde{\tau}} = 1.25 m_{\tilde{\chi}}$. Also shown is the region in which $m_{\tilde{\tau}} < m_{\tilde{\chi}}$, shaded in light-gray tone. The boundary of the region which is free of color and charged breaking minima, marked “No CCB” is also shown. The vertical dashed lines represent the boundaries of the regions $M_{1/2} > 200$ GeV and $M_{1/2} > 300$ GeV.

$$m_{\tilde{t}_1}: 401 \text{ (403) GeV} - 667 \text{ (687) GeV},$$

$$m_{h_0}: 96 \text{ (87) GeV} - 125 \text{ (122) GeV}.$$

These refer to the case $\mu > 0$ ($\mu < 0$).

In order to see how the bound put on SUSY breaking parameters, and hence the sparticle masses are affected, if the more stringent cosmological limits quoted in Ref. [8] are employed, in the Fig. 8(b) we have drawn the same situation as in Fig. 8(a) with $\Omega_{\tilde{\chi}} h_0^2 = 0.12 \pm 0.04$. One notices that the

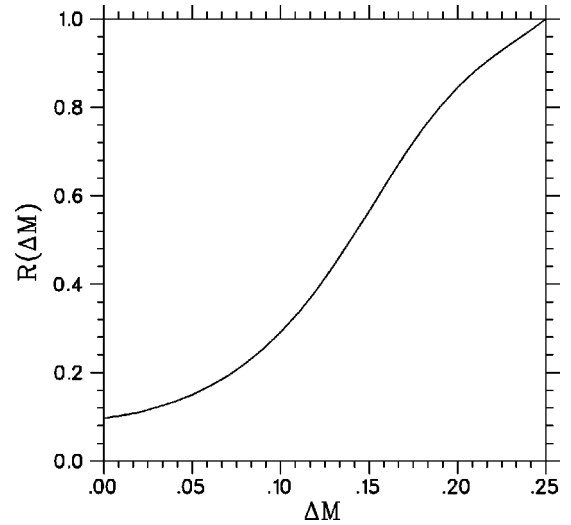


FIG. 9. The reduction factor $R(\Delta M)$ as function of $\Delta M = (m_{\tilde{\tau}_R} - m_{\tilde{\chi}})/m_{\tilde{\chi}}$.

decrease of the upper bound on $\Omega_{\tilde{\chi}} h_0^2$ from 0.22 to 0.16 washes out the allowed points in the coannihilation free region, if the lower bound $M_{1/2} > 300$ GeV is enforced.

Within the CMSSM the only option to evade the stringent bounds put on supersymmetry breaking parameters, and hence on sparticle masses, remains either to move to the large $\tan \beta$ regime, which we discussed previously, or to go to the coannihilation region $m_{\tilde{\chi}} < m_{\tilde{\tau}_R} < 1.25 m_{\tilde{\chi}}$ in which case $M_{1/2}$ is not actually bounded [31].

In the coannihilation region (ii) our results concerning the neutralino relic density do not hold any more. However, the conclusions of our analysis and that presented in Ref. [31] can be both combined to infer information on the actual relic density, $\Omega_{\tilde{\chi}} h_0^2$, from the one we have calculated which we shall hereafter denote by $\Omega_{\tilde{\chi}}^0 h_0^2$. Using the findings of this reference we can express the actual relic density as

$$\Omega_{\tilde{\chi}} = R(\Delta M) \Omega_{\tilde{\chi}}^0, \quad (41)$$

where the reduction factor $R(\Delta M)$ depends on $\Delta M = (m_{\tilde{\tau}_R} - m_{\tilde{\chi}})/m_{\tilde{\chi}}$ and is plotted in Fig. 9. It is seen that $R(\Delta M)$ smoothly interpolates between ≈ 0.1 and 1.0 for values of ΔM in the range 0.00–0.25. The above equation is a handy device and reproduces the results cited in Ref. [31]. The cosmologically allowed domain shown in Fig. 8 has actually been drawn using this equation. In Fig. 10 we see how the contours of Fig. 1 are distorted when Eq. (41) is implemented. Notice the change of the shape at the bottom of the figure where the mass of $\tilde{\tau}_R$ starts approaching that of the LSP.

In the scattered plot of Fig. 11 we show all points of the random sample which were previously used for the production of Fig. 7, which lie strictly within the coannihilation region. These points were not displayed in the Fig. 7. In the figures at the top the vertical axis refers to values of the relic density which is based on our own calculation ($\Omega_{\tilde{\chi}}^0 h_0^2$). The second set of the figures, at the bottom, shows how some of

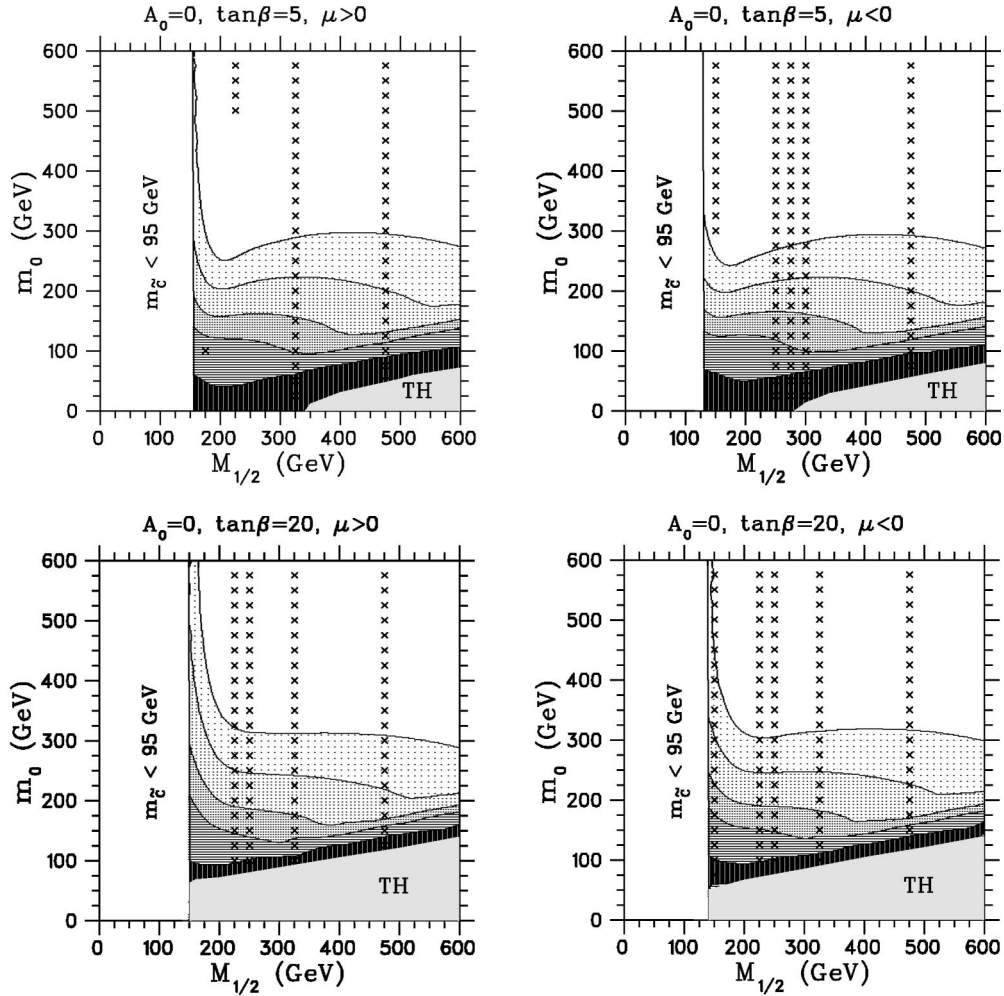


FIG. 10. The LSP relic density $\Omega_{\tilde{\chi}} h_0^2$ in the $(m_0, M_{1/2})$ plane for given values of A_0 , $\tan \beta$, and sign of μ when coannihilation effects are taken into account. The inputs are the same as in Fig. 1.

these points collapse, if the Eq. (41) is used, falling within the cosmologically allowed stripe allowing for high $M_{1/2}$ (and m_0), values. The vertical axis now refers to the actual relic density ($\Omega_{\tilde{\chi}} h_0^2$).

V. CONCLUSIONS

In this paper we have evaluated the relic neutralino abundance in view of recent cosmological data which support evidence for a flat and accelerating Universe. The acceleration is mainly driven by a nonvanishing cosmological constant which weighs about $\frac{2}{3}$ of the total matter-energy density of the Universe. Such a large contribution of the cosmological constant (vacuum energy) pushes the matter density, and consequently the CDM density, to relatively small values $\Omega_{\text{CDM}} h_0^2 \approx 0.15 \pm 0.07$, constraining the theoretical predictions of supersymmetric extensions of the SM model.

Supersymmetric theories, with R -parity conservation, offer a comprehensive theoretical framework which provide us with a good candidate for the dark matter particle, the LSP, which turns out to be the lightest of the neutralinos. The bound $\Omega_{\tilde{\chi}} h_0^2 \approx 0.15 \pm 0.07$ shows preference towards low val-

ues for the effective supersymmetry breaking scale M_{SUSY} , which in conjunction with electroweak precision measurements, pointing to the opposite direction favoring rather large values for M_{SUSY} , put severe constraints affecting supersymmetric predictions.

We have undertaken the calculation of the relic density in the context of the CMSSM, with radiatively induced breaking of the electroweak symmetry and universal boundary conditions for the soft supersymmetry breaking parameters in which the LSP plays the role of the dark matter particle.

Our analysis has revealed the following: Although the cosmological data do not rule out corridors in the $(m_0, M_{1/2})$ plane in which the LSP is light, with substantial Higgsino mixing, with no bound put on sfermion masses, nevertheless such regions be excluded in view of the latest experimental data from chargino searches.

Towards the large $M_{1/2}$ regime we have found that in the cosmologically interesting domain, $M_{1/2}$ cannot exceed ≈ 340 GeV, while at the same time $m_0 \lesssim 200$ GeV. These bounds are obtained provided one stays within the region $1.25m_{\tilde{\chi}} \leq m_{\tilde{\tau}_R}$ where coannihilation processes do not play any significant role. Putting a lower bound on $M_{1/2}$ suggested

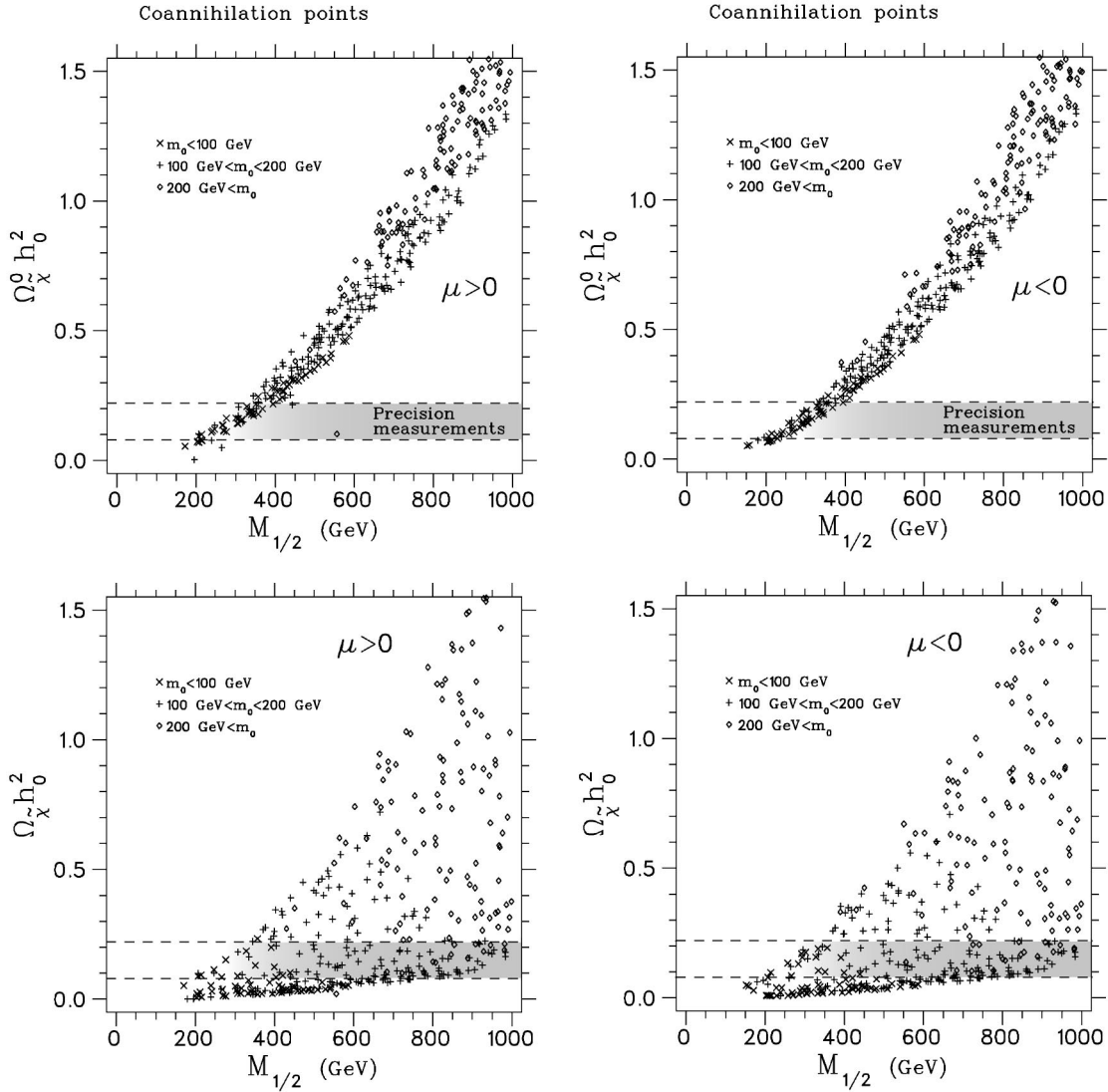


FIG. 11. The first two figures on the top show the points, from a random sample of 4000 points, which lie entirely within the coannihilation region. The vertical axis refers to $\Omega_{\tilde{\chi}}^0 h_0^2$ (see main text). The figures at the bottom represent the same situation for the actual relic density $\Omega_{\tilde{\chi}} h_0^2$.

by EW precision data can have a dramatic effect on the allowed $m_0, M_{1/2}$ values. If for instance, based on phenomenological studies of the electroweak mixing angle, we impose $M_{1/2} \geq 300$ GeV then $m_0, M_{1/2}$ are restricted to lie within the tight limits $M_{1/2} \approx 300$ GeV–340 GeV, $m_0 \approx 80$ GeV–130 GeV. These limits are insensitive to the choice of the parameter A_0 and hold as long as $\tan \beta < 30$. If, as other analyses suggest, the more restrictive cosmological data are imposed, $\Omega_{\tilde{\chi}} h_0^2 = 0.12 \pm 0.04$, then there are no allowed points in the region $m_{\tilde{\tau}_R} > 1.25 m_{\tilde{\chi}}$ for $M_{1/2} > 300$ GeV.

Within CMSSM there are two ways to reconcile the experimental information from EW and cosmological data with values of m_0 and $M_{1/2}$ that lie outside the strict bounds quoted above. We have either to go to the large $\tan \beta$ (with $\mu > 0$) regime, while staying within $1.25 m_{\tilde{\chi}} \leq m_{\tilde{\tau}_R}$, or move inside the narrow band $m_{\tilde{\chi}} < m_{\tilde{\tau}_R} \leq 1.25 m_{\tilde{\chi}}$ in which case $\tilde{\tau}_R$, the next to LSP particle, is almost degenerate in mass with

the LSP and $\tilde{\tau}_R - \tilde{\chi}$ coannihilation processes are relevant to keep neutralinos in equilibrium.

In the first case the pseudoscalar Higgs boson A plays an essential role. Depending on the inputs its mass may approach $2 m_{\tilde{\chi}}$ while the $A \tau \bar{\tau}, A b \bar{b}$ couplings are large as being proportional to $\tan \beta$. Both effects make the pseudoscalar Higgs exchange dominate the reactions $\tilde{\chi} \tilde{\chi} \rightarrow \tau \bar{\tau}, b \bar{b}$, and enhance the corresponding cross sections, resulting to relic densities which are compatible with the cosmological data. It is worth pointing out that large $\tan \beta$ values, for $\mu > 0$, are compatible with the CLEO data for the process $b \rightarrow s \gamma$. In addition since large values of $\tan \beta$ are compatible with Yukawa coupling unification, this mechanism may offer the possibility of obtaining cosmologically acceptable $\tilde{\chi}$ relic densities in the coannihilation free region $1.25 m_{\tilde{\chi}} \leq m_{\tilde{\tau}_R}$, in such unification schemes.

The second possibility to make the recent astrophysical

data compatible with values of $m_0, M_{1/2}$ outside the narrow domain quoted above, is to move to the coannihilation region $m_{\tilde{\chi}} < m_{\tilde{\tau}_R} < 1.25m_{\tilde{\chi}}$. In this region the $\tilde{\tau}_R - \tilde{\chi}$ coannihilation effects enhance $\langle \sigma v_{\text{rel}} \rangle$, lowering significantly the values of the neutralino relic density. By using the findings of Ref. [31] we have found a handy way to relate the actual relic density $\Omega_{\tilde{\chi}}$ to that calculated using the traditional way, $\Omega_{\tilde{\chi}}^0$, in which coannihilation reactions are not counted for. We find that in the region of the parameter space in which the LSP is nearly degenerate with the next to the LSP particle, namely, $\tilde{\tau}_R$, no upper limit is imposed on the parameter $M_{1/2}$. Given a value for $M_{1/2}$ the parameter m_0 is however constrained to lie within a narrow band which is dictated by $m_{\tilde{\chi}} < m_{\tilde{\tau}_R} < 1.25m_{\tilde{\chi}}$.

ACKNOWLEDGMENTS

A.B.L. acknowledges support from ERBFMRXCT-960090 TMR program and D.V.N. by U.S. DOE Grant No. DE-FG03-95-ER-40917. V.C.S. acknowledges an enlightening discussion with D. Schwarz.

APPENDIX: SUPERSYMMETRIC CONVENTIONS

The supersymmetric Lagrangian we are using in this paper has a superpotential given by

$$\mathcal{W} = h_t H_2^T \epsilon Q U^c + h_b H_1^T \epsilon Q D^c + h_\tau H_1^T \epsilon L E^c + \mu H_2^T \epsilon H_1, \quad (\text{A1})$$

where the elements of the antisymmetric 2×2 matrix ϵ are given by $\epsilon_{12} = -\epsilon_{21} = -1$. In the superpotential above we have only shown the dominant Yukawa terms of the third generation.

The scalar soft part of the Lagrangian is given by

$$\begin{aligned} \mathcal{L}_{\text{scalar}} = & - \sum_i m_i^2 |\phi_i|^2 - (A_t h_t H_2^T \epsilon Q U^c + A_b h_b H_1^T \epsilon Q D^c \\ & + A_\tau h_\tau H_1^T \epsilon L E^c + \text{H.c.}) + (m_3^2 H_2^T \epsilon H_1 + \text{H.c.}), \end{aligned} \quad (\text{A2})$$

where the index i in the sum in the equation above runs over all scalar fields and all fields appearing denote scalar parts of the supermultiplets involved.

The gaugino fields soft mass terms are given by

$$\mathcal{L}_{\text{gaugino}} = - \frac{1}{2} (M_1 \tilde{B} \tilde{B} + M_2 \tilde{W}^{(i)} \tilde{W}^{(i)} + M_3 \tilde{G} \tilde{G} + \text{H.c.}). \quad (\text{A3})$$

In this equation $\tilde{B}, \tilde{W}^{(i)}, \tilde{G}$ are the gauge fermions corresponding to the U(1), SU(2), and SU(3) gauge groups.

For comparison with other notations [27,45] it is perhaps useful to remark that covariant derivatives in this paper are defined by

$$D_\mu = \partial_\mu - i g T^{(k)} A_\mu^{(k)}.$$

Thus there is a sign difference in the gauge couplings used in this paper and in Refs. [27,45]. In addition to that, the gaugino fields we use through differ in sign from those used in those papers and the parameters M_i and μ are opposite in sign too. These remarks set the rules of passing from one notation to the other.

In the $\tilde{B}, \tilde{W}^{(3)}, i\tilde{H}_1^0, i\tilde{H}_2^0$ basis the neutralino mass matrix is

$$\begin{aligned} \mathcal{M}_N &= \begin{pmatrix} M_1 & 0 & g' v_1 / \sqrt{2} & -g' v_2 / \sqrt{2} \\ 0 & M_2 & -g v_1 / \sqrt{2} & g v_2 / \sqrt{2} \\ g' v_1 / \sqrt{2} & -g v_1 / \sqrt{2} & 0 & -\mu \\ -g' v_2 / \sqrt{2} & g v_2 / \sqrt{2} & -\mu & 0 \end{pmatrix}. \end{aligned} \quad (\text{A4})$$

In this expression the tangent of the angle β is the ratio of the vacuum expectation values of the two Higgs bosons $\tan \beta = \langle H_2^0 \rangle / \langle H_1^0 \rangle$.

The mass eigenstates $(\tilde{\chi}_{1,2,3,4}^0)$ of neutralino mass matrix \mathcal{M}_N are written as

$$\mathcal{O} \begin{pmatrix} \tilde{\chi}_1^0 \\ \tilde{\chi}_2^0 \\ \tilde{\chi}_3^0 \\ \tilde{\chi}_4^0 \end{pmatrix} = \begin{pmatrix} \tilde{B} \\ \tilde{W}^{(3)} \\ i\tilde{H}_1^0 \\ i\tilde{H}_2^0 \end{pmatrix} \quad (\text{A5})$$

and

$$\mathcal{O}^T \mathcal{M}_N \mathcal{O} = \text{diag}(m_{\tilde{\chi}_1^0}, m_{\tilde{\chi}_2^0}, m_{\tilde{\chi}_3^0}, m_{\tilde{\chi}_4^0}), \quad (\text{A6})$$

where \mathcal{O} is a real orthogonal matrix. Note that when electroweak breaking effects are ignored \mathcal{O} can get the form

$$\mathcal{O} = \begin{pmatrix} 1_2 & 0_2 \\ & \frac{1}{\sqrt{2}} & \frac{1}{\sqrt{2}} \\ O_2 & & \\ & -\frac{1}{\sqrt{2}} & \frac{1}{\sqrt{2}} \end{pmatrix}. \quad (\text{A7})$$

The chargino mass matrix can be obtained from the following Lagrangian mass terms:

$$\mathcal{L}_{\text{charginos}}^{\text{mass}} = - (\tilde{W}^-, i\tilde{H}_1^-) \mathcal{M}_c \begin{pmatrix} \tilde{W}^+ \\ i\tilde{H}_2^+ \end{pmatrix} + \text{H.c.}, \quad (\text{A8})$$

where we have defined $\tilde{W}^\pm \equiv (\tilde{W}^{(1)} \mp i\tilde{W}^{(2)}) / \sqrt{2}$ and

$$\mathcal{M}_c = \begin{pmatrix} M_2 & -g v_2 \\ -g v_1 & \mu \end{pmatrix}. \quad (\text{A9})$$

Diagonalization of this matrix gives

$$U \mathcal{M}_c V^\dagger = \begin{pmatrix} m_{\tilde{\chi}_1} & 0 \\ 0 & m_{\tilde{\chi}_2} \end{pmatrix}. \quad (\text{A10})$$

Thus,

$$\mathcal{L}_{\text{charginos}}^{\text{mass}} = -m_{\tilde{\chi}_1} \tilde{\chi}_1 \tilde{\chi}_1 - m_{\tilde{\chi}_2} \tilde{\chi}_2 \tilde{\chi}_2. \quad (\text{A11})$$

The Dirac chargino states $\tilde{\chi}_{1,2}$ are given by

$$\tilde{\chi}_1 \equiv \begin{pmatrix} \lambda_1^+ \\ \lambda_1^- \end{pmatrix}, \quad \tilde{\chi}_2 \equiv \begin{pmatrix} \lambda_2^+ \\ \lambda_2^- \end{pmatrix}. \quad (\text{A12})$$

The two component Weyl spinors $\lambda_{1,2}^\pm$ are related to \tilde{W}^\pm , $i\tilde{H}_1^-$, $i\tilde{H}_2^+$ by

$$V \begin{pmatrix} \tilde{W}^+ \\ i\tilde{H}_2^+ \end{pmatrix} \equiv \begin{pmatrix} \lambda_1^+ \\ \lambda_2^+ \end{pmatrix}, \quad (\tilde{W}^-, i\tilde{H}_1^-) U^\dagger \equiv (\lambda_1^-, \lambda_2^-). \quad (\text{A13})$$

The gauge interactions of charginos and neutralinos can be read from the following Lagrangian:¹⁴

$$\mathcal{L} = g(W_\mu^+ J_\mu^- + W_\mu^- J_\mu^+) + e A_\mu J_\mu^e + \frac{e}{s c} Z_\mu J_\mu^Z. \quad (\text{A14})$$

In the equation above $s = \sin \theta_W$, $c = \cos \theta_W$. Also,

$$\begin{pmatrix} Z_\mu \\ A_\mu \end{pmatrix} = \begin{pmatrix} c & s \\ -s & c \end{pmatrix} \begin{pmatrix} W_\mu^{(3)} \\ B_\mu \end{pmatrix}. \quad (\text{A15})$$

The currents J_+^μ , J_{em}^μ and J_Z^μ are given by

$$J_+^\mu \equiv \tilde{\chi}_a^0 \gamma^\mu [\mathcal{P}_L \mathcal{P}_{ai}^L + \mathcal{P}_R \mathcal{P}_{ai}^R] \tilde{\chi}_i \quad a = 1 \cdots 4, \quad i = 1, 2, \quad (\text{A16})$$

where $\mathcal{P}_{L,R} = (1 \mp \gamma_5)/2$ and

$$\begin{aligned} \mathcal{P}_{ai}^L &\equiv + \frac{1}{\sqrt{2}} \mathcal{O}_{4a} V_{i2}^* - \mathcal{O}_{2a} V_{i1}^*, \\ \mathcal{P}_{ai}^R &\equiv - \frac{1}{\sqrt{2}} \mathcal{O}_{3a} U_{i2}^* - \mathcal{O}_{2a} U_{i1}^*. \end{aligned} \quad (\text{A17})$$

The electromagnetic current J_{em}^μ is

$$J_{em}^\mu = \tilde{\chi}_1 \gamma^\mu \tilde{\chi}_1 + \tilde{\chi}_2 \gamma^\mu \tilde{\chi}_2. \quad (\text{A18})$$

Finally, the neutral current J_Z^μ can be read from

$$J_Z^\mu \equiv \tilde{\chi} \gamma^\mu [\mathcal{P}_L \mathcal{A}_{ij}^L + \mathcal{P}_R \mathcal{A}_{ij}^R] \tilde{\chi}_j + \frac{1}{2} \tilde{\chi}_a^0 \gamma^\mu [\mathcal{P}_L \mathcal{B}_{ab}^L + \mathcal{P}_R \mathcal{B}_{ab}^R] \tilde{\chi}_b^0, \quad (\text{A19})$$

with

$$\begin{aligned} \mathcal{A}_{ij}^L &= c^2 \delta_{ij} - \frac{1}{2} V_{i2} V_{j2}^*, \\ \mathcal{A}_{ij}^R &= c^2 \delta_{ij} - \frac{1}{2} U_{i2} U_{j2}^*, \\ \mathcal{B}_{ab}^L &= \frac{1}{2} (\mathcal{O}_{3a} \mathcal{O}_{3b} - \mathcal{O}_{4a} \mathcal{O}_{4b}), \\ \mathcal{B}_{ab}^R &= -\mathcal{B}_{ab}^L. \end{aligned} \quad (\text{A20})$$

Note that since $\mathcal{B}_{ab}^R = -\mathcal{B}_{ab}^L$ the neutralino contribution to J_Z^μ can be cast into the form

$$J_Z^\mu = -\frac{1}{2} \mathcal{B}_{ab}^L (\tilde{\chi}_a^0 \gamma^\mu \gamma^5 \tilde{\chi}_b^0). \quad (\text{A21})$$

For the calculation of the $\tilde{\chi} \tilde{\chi} \rightarrow f \bar{f}$ cross sections we need know the chargino and neutralino couplings to fermions and sfermions. The relevant chargino couplings are given by the following Lagrangian terms:

$$\begin{aligned} \mathcal{L} &= i \tilde{\chi}_i^c (\mathcal{P}_L a_{ij}^{f' \tilde{f}} + \mathcal{P}_R b_{ij}^{f' \tilde{f}}) f' \tilde{f}_j^* + i \tilde{\chi}_i (\mathcal{P}_L a_{ij}^{\tilde{f} f'} + \mathcal{P}_R b_{ij}^{\tilde{f} f'}) f \tilde{f}_j'^* \\ &+ (\text{H.c.}) \end{aligned} \quad (\text{A22})$$

In this, χ_i ($i=1,2$) are the positively charged charginos and χ_i^c the corresponding charge conjugate states having opposite charge. f , f' are ‘‘up’’ and ‘‘down’’ fermions, quarks or leptons, while \tilde{f}_i , \tilde{f}_i' are the corresponding sfermion mass eigenstates. The left and right-handed couplings appearing above are given by

$$\begin{aligned} a_{ij}^{f' \tilde{f}} &= g V_{i1}^* K_{j1}^{\tilde{f}} - h_f V_{i2}^* K_{j2}^{\tilde{f}}, \quad b_{ij}^{f' \tilde{f}} = -h_{f'} U_{i2}^* K_{j1}^{\tilde{f}}, \\ a_{ij}^{\tilde{f} f'} &= g U_{i1} K_{j1}^{\tilde{f}'} + h_{f'} U_{i2} K_{j2}^{\tilde{f}'}, \quad b_{ij}^{\tilde{f} f'} = h_f V_{i2} K_{j1}^{\tilde{f}'}. \end{aligned}$$

In the equation above h_f , $h_{f'}$ are the Yukawa couplings of the up and down fermions, respectively. The matrices $K^{\tilde{f}, \tilde{f}'}$ which diagonalize the sfermion mass matrices become the unit matrices in the absence of left-right sfermion mixings. For the electron and muon family the lepton masses are taken to be vanishing in the case that mixings do not occur. In addition the right-handed couplings are zero.

The corresponding neutralino couplings are given by

$$\begin{aligned} \mathcal{L} &= i \tilde{\chi}_a^0 (\mathcal{P}_L a_{aj}^{\tilde{f} f'} + \mathcal{P}_R b_{aj}^{\tilde{f} f'}) f \tilde{f}_j'^* + i \tilde{\chi}_a^0 (\mathcal{P}_L a_{aj}^{f' \tilde{f}} + \mathcal{P}_R b_{aj}^{f' \tilde{f}}) f' \tilde{f}_j^* \\ &+ (\text{H.c.}) \end{aligned} \quad (\text{A23})$$

¹⁴In our notation $e \equiv$ electron’s charge.

The left and right-handed couplings for the up fermions, sfermions are given by

$$a_{aj}^{\tilde{f}f} = \sqrt{2} \left(g T_f^3 \mathcal{O}_{2a} + g' \frac{Y_f}{2} \mathcal{O}_{1a} \right) K_{j1}^f + h_f \mathcal{O}_{4a} K_{j2}^f,$$

$$b_{aj}^{\tilde{f}f} = \sqrt{2} \left(-g' \frac{Y_{f^c}}{2} \mathcal{O}_{1a} \right) K_{j2}^f - h_f \mathcal{O}_{4a} K_{j1}^f,$$

while those for the down fermions and sfermions are given by

$$a_{aj}^{\tilde{f}'f'} = \sqrt{2} \left(g T_{f'}^3 \mathcal{O}_{2a} + g' \frac{Y_{f'}}{2} \mathcal{O}_{1a} \right) K_{j1}^{f'} - h_{f'} \mathcal{O}_{3a} K_{j2}^{f'},$$

$$b_{aj}^{\tilde{f}'f'} = \sqrt{2} \left(-g' \frac{Y_{f'^c}}{2} \mathcal{O}_{1a} \right) K_{j2}^{f'} + h_{f'} \mathcal{O}_{3a} K_{j1}^{f'}.$$

-
- [1] M. Turner, in the ‘‘Particle Physics and Early Universe (Cosmo ’98),’’ Monterey CA-US, astro-ph/9904051; ‘‘Dark matter, dark energy, and fundamental Physics,’’ astro-ph/9912211.
- [2] C. Lineweaver, *Astrophys. J. Lett.* **69**, L505 (1998).
- [3] S. Perlmutter *et al.*, astro-ph/9812133.
- [4] A. Riess *et al.*, *Astron. J.* **116**, 1009 (1998); B. Schmidt *et al.*, *Astrophys. J.* **46**, 507 (1998).
- [5] B. Chaboyer, *Phys. Rep.* **307**, 23 (1998); W. Freedman, astro-ph/9909076.
- [6] S. D. M. White, J. F. Navarro, A. Evrard, and C. Frenk, *Nature (London)* **366**, 429 (1993).
- [7] D. White and A. C. Fabian, *Mon. Not. R. Astron. Soc.* **273**, 72 (1995).
- [8] N. A. Bahcall, J. P. Ostriker, S. Perlmutter, and P. J. Steinhardt, *Science* **284**, 1481 (1999).
- [9] J. L. Lopez and D. V. Nanopoulos, *Mod. Phys. Lett. A* **9**, 2755 (1994).
- [10] J. Edsjö and P. Gondolo, *Phys. Rev. D* **56**, 1879 (1997); P. Gondolo and J. Edsjö, in *Topics in Astroparticle and Underground Physics (TAUP) ’97*, Gran Sasso, Italy, 1997 [*Nucl. Phys. B (Proc. Suppl.)* **70**, 120 (1994)], hep-ph/9711461.
- [11] R. Arnowitt and P. Nath, *Mod. Phys. Lett. A* **13**, 2239 (1998).
- [12] J. Wells, *Phys. Lett. B* **443**, 196 (1998).
- [13] A. B. Lahanas, D. V. Nanopoulos, and V. C. Spanos, *Phys. Lett. B* **464**, 213 (1999).
- [14] G. A. Altarelli, R. Barbieri, and F. Caravaglios, *Int. J. Mod. Phys. A* **13**, 1031 (1998); P. Chankowski and S. Pokorski, *Perspectives in Supersymmetry*, edited by G. L. Kane (World Scientific, Singapore, 1997), pp. 402–422, hep-ph/9707497; J. Bagger, K. Matchev, D. Pierce, and R. Zhang, *Nucl. Phys.* **B491**, 3 (1997); J. Erler and D. Pierce, *ibid.* **B526**, 53 (1998); A. Dedes, A. B. Lahanas, and K. Tamvakis, *Phys. Rev. D* **59**, 015019 (1999).
- [15] B. Lee and S. Weinberg, *Phys. Rev. Lett.* **39**, 165 (1977).
- [16] S. Weinberg, *Phys. Rev. Lett.* **50**, 387 (1983); H. Goldberg, *ibid.* **50**, 1419 (1983); L. M. Krauss, *Nucl. Phys.* **B227**, 556 (1983); J. Ellis, J. Hagelin, D. V. Nanopoulos, and M. Srednicki, *Phys. Lett.* **127B**, 233 (1983).
- [17] J. Ellis, J. Hagelin, D. V. Nanopoulos, K. Olive, and M. Srednicki, *Nucl. Phys.* **B283**, 453 (1984); J. Ellis, J. Hagelin, and D. V. Nanopoulos, *Phys. Lett.* **159B**, 26 (1985); J. S. Hagelin, G. L. Kane, and S. Raby, *Nucl. Phys.* **B241**, 638 (1984); L. E. Ibáñez, *Phys. Lett.* **137B**, 160 (1984).
- [18] M. Srednicki, R. Watkins, and K. A. Olive, *Nucl. Phys.* **B310**, 693 (1988).
- [19] K. Griest, *Phys. Rev. D* **38**, 2357 (1988); **39**, 3802(E) (1989).
- [20] R. Barbieri, M. Friegeni, and G. F. Giudice, *Nucl. Phys.* **B313**, 715 (1989); J. Ellis, L. Roszkowski, and Z. Lalak, *Phys. Lett. B* **245**, 545 (1990); J. Ellis, D. V. Nanopoulos, L. Roszkowski, and D. N. Schramm, *ibid.* **245**, 251 (1990); L. Roszkowski, *ibid.* **252**, 471 (1990); **262**, 59 (1991); J. Ellis and L. Roszkowski, *ibid.* **283**, 252 (1992); A. Bottino *et al.*, *Astropart. Phys.* **1**, 61 (1992); R. Roberts and L. Roszkowski, *Phys. Lett. B* **309**, 329 (1993); A. Bottino *et al.*, *Astropart. Phys.* **2**, 67 (1994); G. L. Kane, C. Kolda, L. Roszkowski, and J. D. Wells, *Phys. Rev. D* **49**, 6173 (1994); E. Diehl, G. L. Kane, C. Kolda, and J. D. Wells, *ibid.* **52**, 4223 (1995).
- [21] K. A. Olive and M. Srednicki, *Phys. Lett. B* **230**, 78 (1989); *Nucl. Phys.* **B355**, 208 (1991); K. Griest, M. Kamionkowski, and M. S. Turner, *Phys. Rev. D* **41**, 3565 (1990); J. McDonald, K. A. Olive, and M. Srednicki, *Phys. Lett. B* **283**, 80 (1992); S. Mizuta, D. Ng, and M. Yamaguchi, *ibid.* **300**, 96 (1993).
- [22] S. Mizuta and M. Yamaguchi, *Phys. Lett. B* **298**, 120 (1993).
- [23] J. Ellis and F. Zwirner, *Nucl. Phys.* **B338**, 317 (1990); M. M. Nojiri, *Phys. Lett. B* **261**, 76 (1991); J. L. Lopez, D. V. Nanopoulos, and K. Yuan, *ibid.* **267**, 219 (1991); J. L. Lopez, D. V. Nanopoulos, H. Pois, and K. Yuan, *ibid.* **273**, 423 (1991); M. Kawasaki and S. Mizuta, *Phys. Rev. D* **46**, 1634 (1992); S. Kelley, J. L. Lopez, D. V. Nanopoulos, H. Pois, and K. Yuan, *ibid.* **47**, 2461 (1993).
- [24] J. L. Lopez, D. V. Nanopoulos, and K. Yuan, *Phys. Rev. D* **48**, 2766 (1993).
- [25] R. Arnowitt and P. Nath, *Phys. Lett. B* **299**, 58 (1993); **307**, 403(E) (1993); P. Nath and R. Arnowitt, *Phys. Rev. Lett.* **70**, 3696 (1993); R. Arnowitt and P. Nath, *Phys. Rev. D* **54**, 2374 (1996); M. Drees and A. Yamada, *ibid.* **53**, 1586 (1996); J. Ellis, T. Falk, K. A. Olive, and M. Schmitt, *Phys. Lett. B* **388**, 97 (1996).
- [26] J. L. Lopez, D. V. Nanopoulos, and K. Yuan, *Nucl. Phys.* **B370**, 445 (1992).
- [27] M. Drees and M. M. Nojiri, *Phys. Rev. D* **47**, 376 (1993).
- [28] H. Baer and M. Brhlik, *Phys. Rev. D* **53**, 597 (1996); V. Barger and C. Kao, *ibid.* **57**, 3131 (1998).
- [29] For recent review, see G. Jungman, M. Kamionkowski, and K. Griest, *Phys. Rep.* **267**, 195 (1996).
- [30] M. Drees, M. M. Nojiri, D. P. Roy, and Y. Yamada, *Phys. Rev. D* **56**, 276 (1997).
- [31] J. Ellis, T. Falk, and K. A. Olive, *Phys. Lett. B* **413**, 355 (1998); J. Ellis, T. Falk, K. A. Olive, and M. Srednicki, *Astropart. Phys.* **13**, 181 (2000).
- [32] J. Ellis, T. Falk, G. Ganis, and K. A. Olive, *Phys. Rev. D* **58**, 095002 (1998).
- [33] K. Griest and D. Seckel, *Phys. Rev. D* **43**, 3191 (1991).

- [34] P. Gondolo and G. Gelmini, Nucl. Phys. **B360**, 145 (1991).
- [35] Y. Kawamura, H. P. Nilles, M. Olechowski, and M. Yamaguchi, J. High Energy Phys. **06**, 008 (1998).
- [36] S. Khalil and Q. Shafi, Nucl. Phys. **B504**, 19 (1999).
- [37] P. Binetruy, G. Giralaldi, and P. Salati, Nucl. Phys. **B237**, 285 (1984).
- [38] For review see A. B. Lahanas and D. V. Nanopoulos, Phys. Rep. **145**, 1 (1987).
- [39] M. E. Gomez, G. Lazarides, and C. Pallis, Phys. Rev. D **61**, 123512 (2000).
- [40] Y. Iwasaki *et al.*, Z. Phys. C **71**, 343 (1996); Nucl. Phys. B (Proc. Suppl.) **47**, 515 (1996).
- [41] C. Schmid, D. J. Schwarz, and P. Widerin, Phys. Rev. D **59**, 043517 (1999); Phys. Rev. Lett. **78**, 791 (1997).
- [42] Particle Data Group, C. Caso *et al.*, Eur. Phys. J. C **3**, 1 (1998); 1999 partial update for edition 2000 (URL <http://pdg.lbl.gov>); LEP2 SUSY working group, Report No. LEPSUSYWG/99-01.1 (URL <http://www.cern.ch/LEPSUSY>);
- “Search for charginos and neutralinos in e^+e^- collisions at $\sqrt{s}=188.6$ GeV and mass limit for the lightest neutralino,” Report No. EPS-HEP 99, ALEPH 99-011; OPAL Collaboration, “Search for charginos and neutralinos production at $\sqrt{s}=189$ GeV at LEP,” Report No. CERN-EP/99-123; “Searches for Higgs bosons: Preliminary combined results from the four LEP experiments as $\sqrt{s}\approx 189$ GeV,” Report No. ALEPH 99-081 CONF 99-052, DELPHI 99-142 CONF 327, L3 Note 2442, OPAL Technical Note TN-614.
- [43] M. Carena and C. Wagner, hep-ph/9407209; C. Wagner, hep-ph/9510341; W. de Boer *et al.*, Z. Phys. C **71**, 415 (1996); M. Carena, P. Chankowski, M. Olechowski, S. Pokorski, and C. Wagner, Nucl. Phys. **B491**, 103 (1997).
- [44] H. Baer, M. Brhlik, and D. Castaño, Phys. Rev. D **54**, 6944 (1996); S. Abel and T. Falk, Phys. Lett. B **444**, 427 (1998); S. Abel and C. Savoy, Nucl. Phys. **B532**, 3 (1998).
- [45] H. E. Haber and G. L. Kane, Phys. Rep. **117**, 75 (1985); J. F. Gunion and H. E. Haber, Nucl. Phys. **B272**, 1 (1986).