

Search for a long-lived spin-0 mediator in $b \rightarrow s$ transitions at the Belle II experiment

I. Adachi¹, K. Adamczyk², L. Aggarwal³, H. Aihara⁴, N. Akopov⁵, A. Aloisio⁶, N. Anh Ky⁷, D. M. Asner⁸, H. Atmacan⁹, T. Aushev¹⁰, V. Aushev¹¹, M. Aversano¹², V. Babu¹³, H. Bae¹⁴, S. Bahinipati¹⁵, P. Bambade¹⁶, Sw. Banerjee¹⁷, M. Barrett¹⁸, J. Baudot¹⁹, M. Bauer²⁰, A. Baur²¹, A. Beaubien²², J. Becker²³, P. K. Behera²⁴, J. V. Bennett²⁵, F. U. Bernlochner²⁶, V. Bertacchi²⁷, M. Bertemes²⁸, E. Bertholet²⁹, M. Bessner³⁰, S. Bettarini³¹, B. Bhuyan³², F. Bianchi³³, T. Bilka³⁴, D. Biswas³⁵, A. Bobrov³⁶, D. Bodrov³⁷, A. Bolz³⁸, A. Bondar³⁹, J. Borah⁴⁰, A. Bozek⁴¹, M. Bračko⁴², P. Branchini⁴³, R. A. Briere⁴⁴, T. E. Browder⁴⁵, A. Budano⁴⁶, S. Bussino⁴⁷, M. Campajola⁴⁸, L. Cao⁴⁹, G. Casarosa⁵⁰, C. Cecchi⁵¹, J. Cerasoli⁵², M.-C. Chang⁵³, P. Chang⁵⁴, R. Cheaib⁵⁵, P. Cheema⁵⁶, V. Chekelian⁵⁷, B. G. Cheon⁵⁸, K. Chilikin⁵⁹, K. Chirapatpimol⁶⁰, H.-E. Cho⁶¹, K. Cho⁶², S.-J. Cho⁶³, S.-K. Choi⁶⁴, S. Choudhury⁶⁵, J. Cochran⁶⁶, L. Corona⁶⁷, L. M. Cremaldi⁶⁸, S. Das⁶⁹, F. Dattola⁷⁰, E. De La Cruz-Burelo⁷¹, S. A. De La Motte⁷², G. De Nardo⁷³, M. De Nuccio⁷⁴, G. De Pietro⁷⁵, R. de Sangro⁷⁶, M. Destefanis⁷⁷, S. Dey⁷⁸, A. De Yta-Hernandez⁷⁹, R. Dhamija⁸⁰, A. Di Canto⁸¹, F. Di Capua⁸², J. Dingfelder⁸³, Z. Doležal⁸⁴, I. Domínguez Jiménez⁸⁵, T. V. Dong⁸⁶, M. Dorigo⁸⁷, K. Dort⁸⁸, S. Dreyer⁸⁹, S. Dubey⁹⁰, G. Dujany⁹¹, P. Ecker⁹², M. Eliachevitch⁹³, D. Epifanov⁹⁴, P. Feichtinger⁹⁵, T. Ferber⁹⁶, D. Ferlewicz⁹⁷, T. Fillinger⁹⁸, C. Finck⁹⁹, G. Finocchiaro¹⁰⁰, A. Fodor¹⁰¹, F. Forti¹⁰², A. Frey¹⁰³, B. G. Fulsom¹⁰⁴, A. Gabrielli¹⁰⁵, E. Ganiev¹⁰⁶, M. Garcia-Hernandez¹⁰⁷, R. Garg¹⁰⁸, A. Garmash¹⁰⁹, G. Gaudino¹¹⁰, V. Gaur¹¹¹, A. Gaz¹¹², A. Gellrich¹¹³, G. Ghevondyan¹¹⁴, D. Ghosh¹¹⁵, H. Ghumaryan¹¹⁶, G. Giakoustidis¹¹⁷, R. Giordano¹¹⁸, A. Giri¹¹⁹, A. Glazov¹²⁰, B. Gobbo¹²¹, R. Godang¹²², O. Gogota¹²³, P. Goldenzweig¹²⁴, W. Gradl¹²⁵, T. Grammatico¹²⁶, E. Graziani¹²⁷, D. Greenwald¹²⁸, Z. Gruberová¹²⁹, T. Gu¹³⁰, Y. Guan¹³¹, K. Gudkova¹³², S. Halder¹³³, Y. Han¹³⁴, T. Hara¹³⁵, K. Hayasaka¹³⁶, H. Hayashii¹³⁷, S. Hazra¹³⁸, C. Hearty¹³⁹, M. T. Hedges¹⁴⁰, I. Heredia de la Cruz¹⁴¹, M. Hernández Villanueva¹⁴², A. Hershenhorn¹⁴³, T. Higuchi¹⁴⁴, E. C. Hill¹⁴⁵, M. Hoek¹⁴⁶, M. Hohmann¹⁴⁷, C.-L. Hsu¹⁴⁸, T. Humair¹⁴⁹, T. Iijima¹⁵⁰, K. Inami¹⁵¹, G. Inguglia¹⁵², N. Ipsita¹⁵³, A. Ishikawa¹⁵⁴, S. Ito¹⁵⁵, R. Itoh¹⁵⁶, M. Iwasaki¹⁵⁷, P. Jackson¹⁵⁸, W. W. Jacobs¹⁵⁹, D. E. Jaffe¹⁶⁰, E.-J. Jang¹⁶¹, Q. P. Ji¹⁶², S. Jia¹⁶³, Y. Jin¹⁶⁴, A. Johnson¹⁶⁵, K. K. Joo¹⁶⁶, H. Junkerkalefeld¹⁶⁷, A. B. Kaliyar¹⁶⁸, J. Kandra¹⁶⁹, K. H. Kang¹⁷⁰, G. Karyan¹⁷¹, T. Kawasaki¹⁷², F. Keil¹⁷³, C. Ketter¹⁷⁴, C. Kiesling¹⁷⁵, C.-H. Kim¹⁷⁶, D. Y. Kim¹⁷⁷, K.-H. Kim¹⁷⁸, Y.-K. Kim¹⁷⁹, H. Kindo¹⁸⁰, K. Kinoshita¹⁸¹, P. Kodyš¹⁸², T. Koga¹⁸³, S. Kohani¹⁸⁴, K. Kojima¹⁸⁵, A. Korobov¹⁸⁶, S. Korpar¹⁸⁷, E. Kovalenko¹⁸⁸, R. Kowalewski¹⁸⁹, T. M. G. Kraetzschmar¹⁹⁰, P. Križan¹⁹¹, P. Krokovny¹⁹², T. Kuhr¹⁹³, M. Kumar¹⁹⁴, K. Kumara¹⁹⁵, T. Kunigo¹⁹⁶, A. Kuzmin¹⁹⁷, Y.-J. Kwon¹⁹⁸, S. Lacaprra¹⁹⁹, Y.-T. Lai²⁰⁰, T. Lam²⁰¹, L. Lanceri²⁰², J. S. Lange²⁰³, M. Laurenza²⁰⁴, R. Lebourcher²⁰⁵, F. R. Le Diberder²⁰⁶, P. Leitl²⁰⁷, D. Levit²⁰⁸, P. M. Lewis²⁰⁹, C. Li²¹⁰, L. K. Li²¹¹, Y. Li²¹², J. Libby²¹³, Q. Y. Liu²¹⁴, Z. Q. Liu²¹⁵, D. Liventsev²¹⁶, S. Longo²¹⁷, T. Lueck²¹⁸, T. Luo²¹⁹, C. Lyu²²⁰, Y. Ma²²¹, M. Maggiora²²², S. P. Maharana²²³, R. Maiti²²⁴, S. Maity²²⁵, G. Mancinelli²²⁶, R. Manfredi²²⁷, E. Manoni²²⁸, M. Mantovano²²⁹, D. Marcantonio²³⁰, C. Marinas²³¹, L. Martel²³², C. Martellini²³³, A. Martini²³⁴, T. Martinov²³⁵, L. Massaccesi²³⁶, M. Masuda²³⁷, T. Matsuda²³⁸, K. Matsuoka²³⁹, D. Matvienko²⁴⁰, S. K. Maurya²⁴¹, J. A. McKenna²⁴², R. Mehta²⁴³, F. Meier²⁴⁴, M. Merola²⁴⁵, F. Metzner²⁴⁶, M. Milesi²⁴⁷, C. Miller²⁴⁸, M. Mirra²⁴⁹, K. Miyabayashi²⁵⁰, R. Mizuk²⁵¹, G. B. Mohanty²⁵², N. Molina-Gonzalez²⁵³, S. Mondal²⁵⁴, S. Moneta²⁵⁵, H.-G. Moser²⁵⁶, M. Mrvar²⁵⁷, R. Mussa²⁵⁸, I. Nakamura²⁵⁹, Y. Nakazawa²⁶⁰, A. Narimani Charan²⁶¹, M. Naruki²⁶², Z. Natkaniec²⁶³, A. Natochii²⁶⁴, L. Nayak²⁶⁵, G. Nazaryan²⁶⁶, C. Niebuhr²⁶⁷, N. K. Nisar²⁶⁸, S. Nishida²⁶⁹, S. Ogawa²⁷⁰, H. Ono²⁷¹, Y. Onuki²⁷², P. Oskind²⁷³, F. Otani²⁷⁴, P. Pakhlov²⁷⁵, G. Pakhlova²⁷⁶, A. Paladino²⁷⁷, A. Panta²⁷⁸, E. Paoloni²⁷⁹, S. Pardi²⁸⁰, K. Parham²⁸¹, H. Park²⁸², S.-H. Park²⁸³, A. Passeri²⁸⁴, S. Patra²⁸⁵, S. Paul²⁸⁶, T. K. Pedlar²⁸⁷, I. Peruzzi²⁸⁸, R. Peschke²⁸⁹, R. Pestotnik²⁹⁰, F. Pham²⁹¹, M. Piccolo²⁹², L. E. Piilonen²⁹³, P. L. M. Podesta-Lerma²⁹⁴, T. Podobnik²⁹⁵, S. Pokharel²⁹⁶, C. Praz²⁹⁷, S. Prell²⁹⁸, E. Prencipe²⁹⁹, M. T. Prim³⁰⁰, H. Purwar³⁰¹, N. Rad³⁰², P. Rados³⁰³, G. Raeuber³⁰⁴, S. Raiz³⁰⁵, M. Reif³⁰⁶, S. Reiter³⁰⁷, M. Remnev³⁰⁸, I. Ripp-Baudot³⁰⁹, G. Rizzo³¹⁰, S. H. Robertson³¹¹, J. M. Roney³¹², A. Rostomyan³¹³, N. Rout³¹⁴, G. Russo³¹⁵, D. Sahoo³¹⁶, S. Sandilya³¹⁷, A. Sangal³¹⁸, L. Santelj³¹⁹, Y. Sato³²⁰, V. Savinov³²¹, B. Scavino³²², M. Schnepf³²³, C. Schwanda³²⁴, Y. Seino³²⁵, A. Selce³²⁶, K. Senyo³²⁷, J. Serrano³²⁸, M. E. Seviar³²⁹, C. Sfienti³³⁰, W. Shan³³¹, C. Sharma³³², X. D. Shi³³³, T. Shillington³³⁴, J.-G. Shiu³³⁵, D. Shtol³³⁶, A. Sibidanov³³⁷, F. Simon³³⁸, J. B. Singh³³⁹, J. Skorupa³⁴⁰, R. J. Sobie³⁴¹, M. Sobotzik³⁴², A. Soffer³⁴³, A. Sokolov³⁴⁴, E. Solovieva³⁴⁵, S. Spataro³⁴⁶, B. Spruck³⁴⁷, M. Starič³⁴⁸, P. Stavroulakis³⁴⁹, S. Stefkova³⁵⁰, Z. S. Stottler³⁵¹, R. Stroili³⁵², M. Sumihama³⁵³, K. Sumisawa³⁵⁴, W. Sutcliffe³⁵⁵, H. Svidras³⁵⁶, M. Takahashi³⁵⁷, M. Takizawa³⁵⁸, U. Tamponi³⁵⁹, K. Tanida³⁶⁰, F. Tenchini³⁶¹, A. Thaller³⁶², O. Tittel³⁶³, R. Tiwary³⁶⁴, D. Tonelli³⁶⁵, E. Torassa³⁶⁶, K. Trabelsi³⁶⁷, I. Tsaklidis³⁶⁸, M. Uchida³⁶⁹, I. Ueda³⁷⁰, T. Uglov³⁷¹, K. Unger³⁷², Y. Unno³⁷³, K. Uno³⁷⁴, S. Uno³⁷⁵, P. Urquijo³⁷⁶, Y. Ushiroda³⁷⁷, S. E. Vahsen³⁷⁸, R. van Tonder³⁷⁹, G. S. Varner³⁸⁰, K. E. Varvell³⁸¹, M. Veronesi³⁸², V. S. Vismaya³⁸³, L. Vitale³⁸⁴, V. Vobbiliseti³⁸⁵, R. Volpe³⁸⁶, B. Wach³⁸⁷, M. Wakai³⁸⁸, S. Wallner³⁸⁹, E. Wang³⁹⁰, M.-Z. Wang³⁹¹, Z. Wang³⁹², A. Warburton³⁹³, M. Watanabe³⁹⁴, S. Watanuki³⁹⁵, M. Welsch³⁹⁶, C. Wessel³⁹⁷, E. Won³⁹⁸, X. P. Xu³⁹⁹, B. D. Yabsley⁴⁰⁰, S. Yamada⁴⁰¹, W. Yan⁴⁰², S. B. Yang⁴⁰³, J. H. Yin⁴⁰⁴, K. Yoshihara⁴⁰⁵, C. Z. Yuan⁴⁰⁶, L. Zani⁴⁰⁷, Y. Zhang⁴⁰⁸, V. Zhilich⁴⁰⁹, J. S. Zhou⁴¹⁰, Q. D. Zhou⁴¹¹, V. I. Zhukova⁴¹², and R. Žlebčik⁴¹³

(Belle II Collaboration)

 (Received 5 June 2023; revised 9 October 2023; accepted 17 November 2023; published 21 December 2023)

Additional spin-0 particles appear in many extensions of the standard model. We search for long-lived spin-0 particles S in B -meson decays mediated by a $b \rightarrow s$ quark transition in e^+e^- collisions at the $\Upsilon(4S)$ resonance at the Belle II experiment. Based on a sample corresponding to an integrated luminosity of 189 fb^{-1} , we observe no evidence for signal. We set model-independent upper limits on the product of branching fractions $\mathcal{B}(B^0 \rightarrow K^*(892)^0(\rightarrow K^+\pi^-)S) \times \mathcal{B}(S \rightarrow x^+x^-)$ and $\mathcal{B}(B^+ \rightarrow K^+S) \times \mathcal{B}(S \rightarrow x^+x^-)$, where x^+x^- indicates e^+e^- , $\mu^+\mu^-$, $\pi^+\pi^-$, or K^+K^- , as functions of S mass and lifetime at the level of 10^{-7} .

DOI: 10.1103/PhysRevD.108.L111104

Minimal renormalizable extensions of the standard model (SM) allow for the existence of an additional light spin-0 (scalar) S that may give mass to dark matter particles [1]. Such a new scalar would mix with the SM Higgs boson through a mixing angle θ [2,3]. However, for masses m_S below the B -meson mass, decays of S into dark matter particles must be kinematically forbidden to provide the correct relic density [4]. This motivates a search for S decays into SM particles. For couplings much weaker than the electroweak interaction, the scalar is long-lived. Another possible extension of the SM introduces a spin-0 (pseudoscalar) axionlike particle (ALP) that couples to photons, fermions, or gluons [5]. ALPs share the quantum numbers of axions, but differ in that their masses and couplings are independent. The set of possible ALP couplings is large and includes models with a predominant coupling f_a to fermions that results in long-lived ALPs decaying into SM leptons [3,6,7].

To distinguish between different models, lifetime-dependent results for different final states and different production modes are needed [8–10]. To date, almost all direct searches or reinterpretations of previous analyses have focused on the minimal scalar model, with some reinterpretations in the context of ALPs [3]. The current best limits from colliders exclude mixing angles $\sin\theta$ larger than 10^{-3} to 10^{-4} . For $m_S \gtrsim 0.3 \text{ GeV}/c^2$ the best limits are reported in Ref. [11], which are based on searches by the LHCb Collaboration for displaced scalars in $B \rightarrow K^{*0}S(\rightarrow \mu^+\mu^-)$ and $B \rightarrow K^+S(\rightarrow \mu^+\mu^-)$ decays [12,13]. In this letter, K^{*0} indicates a $K^*(892)^0$ meson and charge conjugated processes are included implicitly. The CMS experiment has reported limits competitive with LHCb [14]. For lighter S masses, $m_S \lesssim 0.3 \text{ GeV}/c^2$, the best upper limits are provided by reinterpretations [11] of searches

for the decays $K_L^0 \rightarrow \pi^0\mu^+\mu^-$ [15], $K^+ \rightarrow \pi^+\nu\bar{\nu}$ [16], and searches for displaced lepton-pairs in beam-dump experiments [17,18], as well as by direct searches by the experiments NA62 [19,20] and MicroBooNE [21]. An inclusive search for $B \rightarrow X_s S$ decays by the BABAR experiment excludes a small parameter region around $m_S \approx 0.9 \text{ GeV}/c^2$ not covered by the other results [11,22]. Model-dependent studies of supernova SN1987A and primordial nucleosynthesis constrain the mixing angle θ to values larger than 10^{-5} (for $m_S \lesssim 0.2 \text{ GeV}/c^2$) to 10^{-7} (for $0.2 < m_S \lesssim 4 \text{ GeV}/c^2$) [11]. To date only LHCb has studied scalar decays separated into exclusive production modes, whereas only the BABAR experiment has studied scalar decays into hadronic final states but not separated into exclusive production modes.

In this Letter, we search for a long-lived particle (LLP) $S \rightarrow x^+x^-$, where x^+x^- indicates e^+e^- , $\mu^+\mu^-$, $\pi^+\pi^-$, or K^+K^- , in $B^+ \rightarrow K^+S(\rightarrow x^+x^-)$ and $B^0 \rightarrow K^{*0}(\rightarrow K^+\pi^-) \times S(\rightarrow x^+x^-)$ decays mediated by a flavor-changing neutral current $b \rightarrow s$ transition [11,23]. We search for the signal as a narrow enhancement in the invariant S mass distribution in events with B decays at the $\Upsilon(4S)$ resonance. The search is conducted for masses between $25 \text{ MeV}/c^2$ ($S \rightarrow e^+e^-$), $211 \text{ MeV}/c^2$ ($S \rightarrow \mu^+\mu^-$), $280 \text{ MeV}/c^2$ ($S \rightarrow \pi^+\pi^-$), or $988 \text{ MeV}/c^2$ ($S \rightarrow K^+K^-$), and $4.78 \text{ GeV}/c^2$ for $B^+ \rightarrow K^+S(\rightarrow x^+x^-)$ or $4.38 \text{ GeV}/c^2$ for $B^0 \rightarrow K^{*0}(\rightarrow K^+\pi^-) \times S(\rightarrow x^+x^-)$. We present our results as model-independent limits on the products of branching fractions $\mathcal{B}(B^+ \rightarrow K^+S) \times \mathcal{B}(S \rightarrow x^+x^-)$ and $\mathcal{B}(B^0 \rightarrow K^{*0}(\rightarrow K^+\pi^-)S) \times \mathcal{B}(S \rightarrow x^+x^-)$ for various lifetimes $0.001 < c\tau < 100 \text{ cm}$. In addition to the model-independent search, we report our results as limits on the mixing angle θ and on the ALP coupling for the aforementioned dark scalar and ALP models.

We use a sample of $N_{B\bar{B}} = (198 \pm 3) \times 10^6$ B -meson pairs corresponding to an integrated luminosity of 189 fb^{-1} . The data is collected at a center-of-mass (c.m.) energy of $\sqrt{s} = 10.58 \text{ GeV}$ by the Belle II experiment [24] at the SuperKEKB e^+e^- collider [25]. The beam energies are 7 GeV for e^- and 4 GeV for e^+ , resulting in a boost

Published by the American Physical Society under the terms of the Creative Commons Attribution 4.0 International license. Further distribution of this work must maintain attribution to the author(s) and the published article's title, journal citation, and DOI. Funded by SCOAP³.

$\beta\gamma = 0.28$ of the c.m. frame relative to the laboratory frame. The Belle II detector is a hermetic magnetic spectrometer surrounded by particle-identification detectors, an electromagnetic calorimeter, and a K_L^0 and muon detector, arranged around the beam pipe in a cylindrical structure [26]. The longitudinal direction, the transverse plane, and the polar angle θ_{polar} are defined with respect to the detector's solenoidal axis in the direction of the electron beam. In the following, quantities are defined in the laboratory frame unless specified otherwise.

We use simulated events to determine efficiencies and signal-shape parameters. Signal events are simulated using EvtGen [27] for various scalar masses $0.025 < m_S < 4.78 \text{ GeV}/c^2$ in about 90 steps of varying size, and various lifetimes $0.001 < c\tau < 400 \text{ cm}$ in variable steps. We simulate the following background processes: $e^+e^- \rightarrow \Upsilon(4S) \rightarrow B\bar{B}$ where B indicates a B^0 or a B^+ meson with EvtGen [27]; $e^+e^- \rightarrow q\bar{q}(\gamma)$ where $q\bar{q}$ indicates $u\bar{u}$, $d\bar{d}$, $s\bar{s}$, or $c\bar{c}$ quark pairs with KKMC [28] interfaced with PYTHIA8 [29] and EvtGen; $e^+e^- \rightarrow \tau\tau(\gamma)$ with KKMC interfaced with TAUOLA [30]. Electromagnetic final-state radiation is simulated using PHOTOS [31] for all charged particles generated by EvtGen. The detector geometry and interactions of final-state particles with detector material are simulated using Geant4 [32]. Both experimental and simulated events are reconstructed and analyzed using the Belle II software [33,34]. To avoid experimenter's bias, we examine the experimental data only after finalizing the analysis selection. However, we observed negative background yields in fits to data that led to a modification of the fit strategy restricting the background probability density function (pdf) to non-negative values. Simulations show that this does not introduce any significant bias in the signal yield or expected limits. All selection criteria are chosen by optimizing the figure-of-merit for a discovery with a significance of five standard deviations [35].

We reconstruct B -meson candidates from charged-particle trajectories (tracks) originating either from the e^+e^- interaction point (prompt), or from a vertex separated from it by a macroscopic distance (displaced). We require each prompt track to correspond to a transverse momentum of more than $0.15 \text{ GeV}/c$. In addition, it must have a distance of closest approach to the interaction point (IP) of less than 0.5 cm in the plane transverse to the beam and 2.0 cm in the direction parallel to it in order to remove charged particles not associated with the e^+e^- interaction. Displaced tracks are required to correspond to a transverse momentum of greater than $0.25 \text{ GeV}/c$, but have no restrictions on their distance of closest approach to the IP. We reconstruct S candidates by combining pairs of oppositely charged displaced particles, both identified as electrons, muons, pions, or kaons. A fit constrains the pair of displaced tracks to come from a common vertex. The displaced vertex must have a transverse distance d_v to the IP of at least 0.05 cm . All displaced tracks must have an

extrapolated polar angle $32^\circ < \theta_{\text{polar}} < 150^\circ$, calculated by extrapolating the track from the displaced vertex to the calorimeter surface. The distance of the displaced vertex from the IP should exceed three times its resolution. For signal $B^0 \rightarrow K^{*0}(\rightarrow K^+\pi^-)S(\rightarrow x^+x^-)$ decays, we combine two oppositely charged prompt particles, identified as a kaon and a pion, in a vertex fit to form a K^{*0} candidate with mass $0.796 < M(K^+\pi^-) < 0.996 \text{ GeV}/c^2$ that is then combined with the S candidate. For signal $B^+ \rightarrow K^+S(\rightarrow x^+x^-)$ candidates, we combine the S candidate with a prompt track identified as a kaon.

Particle identification (PID) information from all relevant subdetectors is combined to separate final states into exclusive samples and to further reduce backgrounds [26]. We exclude the time-of-propagation detector from the PID determination when separating e^+e^- , $\mu^+\mu^-$, and $\pi^+\pi^-$ pairs because it tends to misidentify the S decay products as heavier particles due to the long S time-of-flight. The prompt pion PID efficiency is about 84% for all S masses; the prompt kaon PID efficiency is about 80% and decreases to 40% for the highest S masses. For displaced tracks we give the PID efficiency for pairs, corresponding to the identification of $S \rightarrow x^+x^-$. It ranges in 96%–99% for e^+e^- , 89%–96% for $\mu^+\mu^-$, 75%–90% for $\pi^+\pi^-$, and 50%–80% for K^+K^- . The differences in displaced-pair efficiencies between K^{*0} and K^+ final states for the same S mass do not exceed 2%. The dominant backgrounds are from light quark pair production, followed by $c\bar{c}$ pair production and then $e^+e^- \rightarrow \Upsilon(4S) \rightarrow B\bar{B}$. The above selections reduce the backgrounds by factors between 7 (for $K^+\pi^+\pi^-$) and about 370 (for $K^{*0}\mu^+\mu^-$). The probability to misidentify signal is generally less than 1% in our simulated samples. To suppress prompt peaking SM backgrounds, the transverse-distance requirement of the displaced vertex is increased to $d_v > 0.2 \text{ cm}$ in S -mass regions close to known two-body decays of SM particles like $J/\psi \rightarrow \mu^+\mu^-$ or $\phi \rightarrow K^+K^-$ [36]. To suppress background from $\gamma \rightarrow e^+e^-$ conversions, we veto events in the e^+e^- final state for $m_S < 0.05 \text{ GeV}/c^2$ if the vertex is close to inner tracking layers.

The cosine of the angle between the vector connecting the IP with the decay vertex and the momentum vector of the scalar candidate in the transverse plane must exceed 0.95 for e^+e^- , $\mu^+\mu^-$, and K^+K^- candidates to reject background from events with missing particles and random track combinations; it must exceed 0.99 for $\pi^+\pi^-$ to further reduce the higher backgrounds in this final state. To suppress $e^+e^- \rightarrow q\bar{q}(\gamma)$ and $e^+e^- \rightarrow \tau^+\tau^-(\gamma)$ backgrounds, we require each B -meson candidate to have a beam-constrained mass value $M_{\text{bc}} = \sqrt{s/4 - |\vec{p}_B^*|^2} > 5.27 \text{ GeV}/c^2$, where \vec{p}_B^* is the three-momentum of the B -meson candidate in the c.m. system. We further require that the B -meson candidate has an energy difference $|\Delta E| = |E_B^* - \sqrt{s}/2| < 0.05 \text{ GeV}$, where E_B^* is the energy of the B -meson candidate in the c.m. system; for $\pi^+\pi^-$ candidates, the requirement is tightened to $|\Delta E| < 0.035 \text{ GeV}$. Displaced K^+K^- pairs are selected with high

purity by the $|\Delta E|$ requirement alone due to the larger K mass. To reduce continuum background, events must have $R_2 < 0.45$, where R_2 is the ratio of the second and zeroth Fox-Wolfram moments. The ratio tends to small values for more spherical distributions of final-state particle momenta as expected from B -mesons, which are lightly boosted, while larger values are expected for the collimated momentum distribution of light-quarks, which are boosted [37]. The requirement is restricted to $R_2 < 0.35$ for $\pi^+\pi^-$ candidates. We reject events with displaced track-pairs consistent with $0.498 < M(\pi^+\pi^-) < 0.507$ GeV/ c^2 to reduce background from K_S^0 decays. If multiple signal candidates pass the selections, which happens in less than 0.5% of the events, we choose the candidate with the smallest value of $|\Delta E|$.

For the signal extraction, we use a modified mass $M'(x^+x^-) = \sqrt{M^2(x^+x^-) - 4m_x^2}$ with $m_x = m_{e^+}, m_{\mu^+}, m_{\pi^+}$, or m_{K^+} , to simplify the modeling of the signal width close to kinematic thresholds where the scalar mass approaches twice the rest mass of the final-state particles. M' equals twice the x momentum in the x^+x^- rest frame. An example of a modified-mass distribution for $B^+ \rightarrow K^+S(\rightarrow \pi^+\pi^-)$ is shown in Fig. 1. Normalization discrepancies are not a concern since backgrounds are floating in all fits.

To validate the selection we compare simulation and data in the K_S^0 mass region rejected in the signal selection, in the displacement regions close to promptly decaying SM resonances rejected in the signal selection, and in sidebands formed by inverting the M_{bc} and ΔE selections. We find agreement for all selection variables.

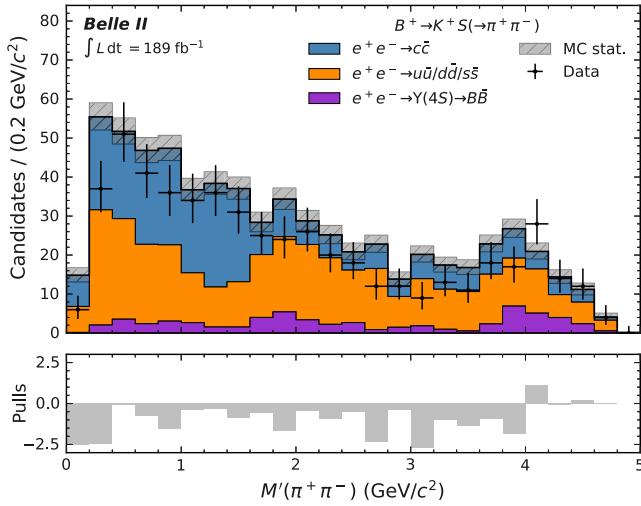


FIG. 1. Distribution of $M'(\pi^+\pi^-)$ together with the stacked contributions from the various simulated SM background samples for $B^+ \rightarrow K^+S(\rightarrow \pi^+\pi^-)$ candidates. Simulation is normalized to a luminosity of 189 fb^{-1} . The hatched area represents the statistical uncertainty of the SM background prediction. The background from $e^+e^- \rightarrow \tau\tau(\gamma)$ is negligible. The bottom panel shows the pulls per bin, defined as the difference between data and simulation, normalized to the statistical uncertainties added in quadrature.

We extract the $B^+ \rightarrow K^+S(\rightarrow x^+x^-)$ and $B^0 \rightarrow K^{*0}(\rightarrow K^+\pi^-)S(\rightarrow x^+x^-)$ signal yields by performing extended maximum likelihood fits to the unbinned modified S -mass distribution. We fit for a narrow nonnegative-yield signal peak, at various values of S mass and assuming various lifetimes, over a smooth background. We perform independent fits [38] for each of the eight final states and for each lifetime with a S -mass scan step-size equal to half the signal mass resolution σ_{sig} . For the model-dependent searches, we perform a combined fit in all relevant and kinematically accessible analysis channels, again separately for various lifetimes. For the dark scalar model we fix the B -meson and scalar branching fractions to the theoretical values from Refs. [11,23,39]; for the ALP model the B -meson and ALP branching fractions are taken from Refs. [3,7,40,41] using a cut-off scale of $\Lambda = 1$ TeV and assuming identical coupling $f_a = f_q = f_\ell$ to quarks and leptons. For m_S greater than $2 \text{ GeV}/c^2$, only $S \rightarrow \mu^+\mu^-$ is included in the combined scalar fit due to large uncertainties in the predicted branching fractions.

The signal is described by a double-sided Crystal Ball function [42,43] with all parameters determined from fits to the simulated signal samples. Mass hypotheses that lack a simulation sample are interpolated from adjacent simulated samples. The resolution σ_{sig} increases smoothly from about $2 \text{ MeV}/c^2$ for a light S to about $10 \text{ MeV}/c^2$ for a heavy S and does not depend significantly on lifetime or final state. However, the tails of the signal distribution, especially for larger m_S , increase for larger lifetimes. This is reflected in a variation of the corresponding parameter values.

The background is modeled by a straight line, with normalization and slope determined from the fit to data. This model describes the background beneath any potential signal across the range of S masses. We restrict the linear function to non-negative values in the full fit range by limiting the slope parameter accordingly. To account for a possible remaining conversion background, an exponential function is added to the background model when signal mass hypotheses below $m_S < 40 \text{ MeV}/c^2$ are tested in the e^+e^- final state. Each likelihood fit is performed over an $M'(x^+x^-)$ range with a width of $\pm 20\sigma_{\text{sig}}$. To improve the fit stability, we iteratively increase the fit range symmetrically in 10% steps until it contains at least ten events. We verify that small variations of the fit-interval extension have negligible effects on the results.

We include mass- and lifetime-dependent systematic uncertainties associated with the signal efficiency and with our signal model pdf as Gaussian nuisance parameters with widths equal to the systematic uncertainty. The systematic uncertainties associated with the signal efficiency are typically around 4% for most of the scalar masses and lifetimes, but can reach 10% for the lightest scalar masses accessible in the e^+e^- final state. For large displacements, the dominant systematic uncertainty on the signal efficiency is due to the difference in track finding efficiency for

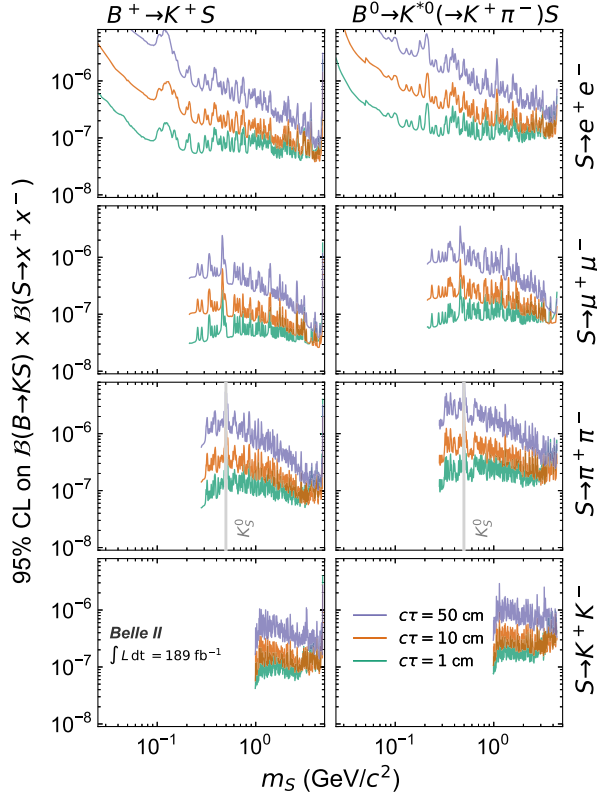


FIG. 2. Upper limits (95% CL) on the product of branching fractions $\mathcal{B}(B^+ \rightarrow K^+ S) \times \mathcal{B}(S \rightarrow x^+ x^-)$ (left) and $\mathcal{B}(B^0 \rightarrow K^{*0}(\rightarrow K^+ \pi^-) S) \times \mathcal{B}(S \rightarrow x^+ x^-)$ (right) as functions of scalar mass m_S for $c\tau = 1$ cm (green), $c\tau = 10$ cm (orange), and $c\tau = 50$ cm (lavender). The region corresponding to the fully-vetoed K_S^0 for $S \rightarrow \pi^+ \pi^-$ is marked in gray.

displaced tracks between data and simulation. This uncertainty varies between zero (prompt) and 45% per event depending linearly on the vertex position. We correct for this efficiency difference based on a large K_S^0 control sample and assign the full efficiency difference as a systematic uncertainty, which is relevant mostly for small m_S . For larger m_S values, the 2.9% contribution from the combination of the uncertainty on the $B\bar{B}$ yield and the uncertainty on the charged-to-neutral B -meson ratio from $\Upsilon(4S)$ decays [44], along with the PID efficiency of low-momentum prompt kaons in the K^{*0} channel (3%) are the largest systematic uncertainties. We verify the modeling and fitting procedure using pseudoexperiments and add an uncertainty of 3% to the signal efficiency to account for a small bias in the independent fits; the uncertainty is 4% for the combined fit. We also include systematic uncertainties due to differences between simulation and data that affect the signal model. For this we correct the difference between simulation and data of the signal pdf parameters using a large K_S^0 control sample and assign the full difference between simulation and data as a systematic uncertainty. The typical total uncertainty is around 15% for the signal width and around 10% for the tail parameters.

The local significance \mathcal{S} of the signal for a given mass and lifetime hypothesis is given by $\mathcal{S} = \sqrt{2(\log \mathcal{L} - \log \mathcal{L}_{\text{bkg}})}$, where \mathcal{L} is the maximum likelihood for the full fit and \mathcal{L}_{bkg} is the maximum likelihood for a fit to the background-only hypothesis.

The largest local significance for the model-independent search is 3.6σ , including systematic uncertainties, found near $m_S = 1.061$ GeV/c^2 for $K^+ \pi^+ \pi^-$ for a lifetime of $c\tau = 0.05$ cm. Taking into account the look-elsewhere effect [45], this excess has a global significance of 1.0σ . By dividing the signal yield by the signal efficiency and $N_{B\bar{B}}$, we obtain the products of branching fractions $\mathcal{B}(B^+ \rightarrow K^+ S) \times \mathcal{B}(S \rightarrow x^+ x^-)$ and $\mathcal{B}(B^0 \rightarrow K^{*0}(\rightarrow K^+ \pi^-) S) \times \mathcal{B}(S \rightarrow x^+ x^-)$. To convert the latter to upper limits on the product of branching fractions $\mathcal{B}(B^0 \rightarrow K^{*0} S) \times \mathcal{B}(S \rightarrow x^+ x^-)$, the limits are multiplied by $3/2$ [46]. We compute the 95% confidence level (CL) upper limits [47] as functions of scalar mass m_S using a one-sided modified frequentist CL_S method [48] with asymptotic approximation [49]. The observed upper limits are shown in Fig. 2. Systematic uncertainties weaken the limits by about 2% for light S and large lifetime; for heavier S or short lifetimes, the reduction is less than 1%. A direct comparison of our model-independent limits with the inclusive *BABAR* [22] limits are possible whenever the *BABAR* limits are stronger than ours and the knowledge of the production mode is not important.

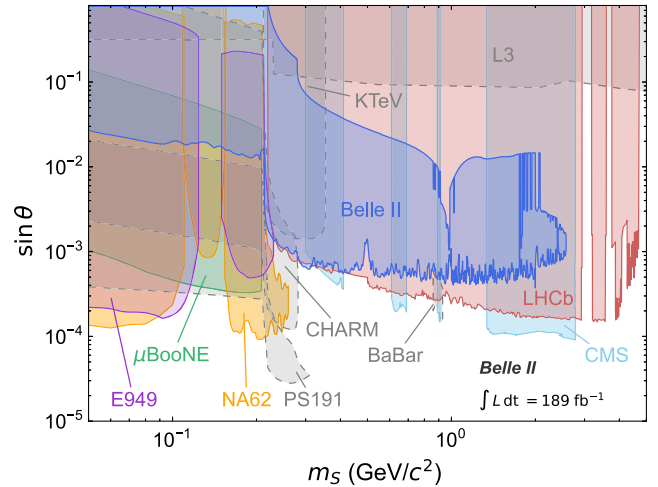


FIG. 3. Exclusion regions in the plane of the sine of the mixing angle θ and scalar mass m_S from this work (blue) together with existing constraints from LHCb [12,13], CMS [14], KTeV [15], E949 [16], CHARM [17], PS191 [18], NA62 [19,20] *BABAR* [22], MicroBooNE [21], and L3 [50]. The exclusion regions from Belle II, CMS, LHCb, CHARM, and MicroBooNE correspond to 95% CL, while PS191, KTeV, E949, NA62, and *BABAR* correspond to 90% CL. The CMS constraint should be interpreted with caution since it is based on different B -meson and scalar branching fractions. Constraints colored in gray with dashed outline are reinterpretations not performed by the experimental collaborations.

The largest local significance for the combined scalar and ALP fit is 3.3σ , including systematic uncertainties, found near $m_S = 2.619 \text{ GeV}/c^2$ for a lifetime of $c\tau = 100 \text{ cm}$; the global significance is 0.3σ . For each scalar or ALP mass hypothesis, we determine the value of $\sin\theta$ or f_a such that the resulting predicted product of branching-fraction ratios equals the 95% excluded branching fraction. The observed upper limit on $\sin\theta$ is shown in Fig. 3. Our limit is competitive with that set by LHCb for $m_S \approx 0.3 \text{ GeV}/c^2$. The observed upper limit on f_a , as well as additional plots and detailed numerical results can be found in the Supplemental Material [36].

In conclusion, we report the first Belle II search for long-lived particles. We search for a long-lived spin-0 mediator S in B -meson decays mediated by a $b \rightarrow s$ transition using 189 fb^{-1} of Belle II data. We do not observe any significant excess of events consistent with a signal process. We set 95% CL upper limits on the product of branching fractions $\mathcal{B}(B^+ \rightarrow K^+ S) \times \mathcal{B}(S \rightarrow x^+ x^-)$ and $\mathcal{B}(B^0 \rightarrow K^{*0} S) \times \mathcal{B}(S \rightarrow x^+ x^-)$ that are the first for exclusive hadronic and for e^+e^- final states.

This work, based on data collected using the Belle II detector, which was built and commissioned prior to March 2019, was supported by Higher Education and Science Committee of the Republic of Armenia Grant No. 23LCG-1C011; Australian Research Council and Research Grants No. DP200101792, No. DP210101900, No. DP210102831, No. DE220100462, No. LE210100098, and No. LE230100085; Austrian Federal Ministry of Education, Science and Research, Austrian Science Fund No. P 31361-N36 and No. J4625-N, and Horizon 2020 ERC Starting Grant No. 947006 “InterLeptons”; Natural Sciences and Engineering Research Council of Canada, Compute Canada and CANARIE; National Key R&D Program of China under Contract No. 2022YFA1601903, National Natural Science Foundation of China and Research Grants No. 11575017, No. 11761141009, No. 11705209, No. 11975076, No. 12135005, No. 12150004, No. 12161141008, and No. 12175041, and Shandong Provincial Natural Science Foundation Project No. ZR2022JQ02; the Czech Science Foundation Grant No. 22-18469S; European Research Council, Seventh Framework PIEF-GA-2013-622527, Horizon 2020 ERC-Advanced Grants No. 267104 and No. 884719, Horizon 2020 ERC-Consolidator Grant No. 819127, Horizon 2020 Marie Skłodowska-Curie Grant Agreement No. 700525 “NIOBE” and No. 101026516, and Horizon 2020 Marie Skłodowska-Curie RISE project JENNIFER2 Grant Agreement No. 822070 (European grants); L’Institut National de Physique Nucléaire et de Physique des Particules (IN2P3) du CNRS and L’Agence Nationale de la Recherche (ANR) under Grant No. ANR-21-CE31-0009 (France); BMBF, DFG, HGF, MPG, and AvH Foundation (Germany); Department of Atomic Energy under Project

Identification No. RTI 4002, Department of Science and Technology, and UPES SEED funding programs No. UPES/R&D-SEED-INFRA/17052023/01 and No. UPES/R&D-SOE/20062022/06 (India); Israel Science Foundation Grant No. 2476/17, U.S.-Israel Binational Science Foundation Grant No. 2016113, and Israel Ministry of Science Grant No. 3-16543; Istituto Nazionale di Fisica Nucleare and the Research Grants BELLE2; Japan Society for the Promotion of Science, Grant-in-Aid for Scientific Research Grants No. 16H03968, No. 16H03993, No. 16H06492, No. 16K05323, No. 17H01133, No. 17H05405, No. 18K03621, No. 18H03710, No. 18H05226, No. 19H00682, No. 20H05850, No. 20H05858, No. 22H00144, No. 22K14056, No. 22K21347, No. 23H05433, No. 26220706, and No. 26400255, the National Institute of Informatics, and Science Information NETWORK 5 (SINET5), and the Ministry of Education, Culture, Sports, Science, and Technology (MEXT) of Japan; National Research Foundation (NRF) of Korea Grants No. 2016R1\1-D1A1B\1-02012900, No. 2018R1\1-A2B\1-3003643, No. 2018R1\1-A6A1A\1-06024970, No. 2019R1\1-I1A3A\1-01058933, No. 2021R1\1-A6A1A\1-03043957, No. 2021R1\1-F1A\1-1060423, No. 2021R1\1-F1A\1-1064008, No. 2022R1\1-A2C\1-1003993, and No. RS-2022-00197659, Radiation Science Research Institute, Foreign Large-Size Research Facility Application Supporting project, the Global Science Experimental Data Hub Center of the Korea Institute of Science and Technology Information and KREONET/GLORIAD; Universiti Malaya RU grant, Akademi Sains Malaysia, and Ministry of Education Malaysia; Frontiers of Science Program Contracts No. FOINS-296, No. CB-221329, No. CB-236394, No. CB-254409, and No. CB-180023, and SEP-CINVESTAV Research Grant No. 237 (Mexico); the Polish Ministry of Science and Higher Education and the National Science Center; the Ministry of Science and Higher Education of the Russian Federation, Agreement No. 14.W03.31.0026, and the HSE University Basic Research Program, Moscow; University of Tabuk Research Grants No. S-0256-1438 and No. S-0280-1439 (Saudi Arabia); Slovenian Research Agency and Research Grants No. J1-9124 and No. P1-0135; Agencia Estatal de Investigación, Spain Grant No. RYC2020-029875-I and Generalitat Valenciana, Spain Grant No. CIDEGENT/2018/020; National Science and Technology Council, and Ministry of Education (Taiwan); Thailand Center of Excellence in Physics; TUBITAK ULAKBIM (Turkey); National Research Foundation of Ukraine, Project No. 2020.02/0257, and Ministry of Education and Science of Ukraine; the U.S. National Science Foundation and Research Grants No. PHY-1913789 and No. PHY-2111604, and the U.S. Department of Energy and Research Awards No. DE-AC06-76RLO1830, No. DE-SC0007983, No. DE-SC0009824, No. DE-SC0009973, No. DE-SC0010007, No. DE-SC0010073, No. DE-SC0010118, No. DE-SC0010504, No. DE-SC0011784,

No. DE-SC0012704, No. DE-SC0019230, No. DE-SC0021274, No. DE-SC0022350, No. DE-SC0023470; and the Vietnam Academy of Science and Technology (VAST) under Grants No. NVCC.05.12/22-23 and No. DL0000.02/24-25. These acknowledgements are not to be interpreted as an endorsement of any statement made by any of our institutes, funding agencies, governments, or their

representatives. We thank the SuperKEKB team for delivering high-luminosity collisions; the KEK cryogenics group for the efficient operation of the detector solenoid magnet; the KEK computer group and the NII for on-site computing support and SINET6 network support; and the raw-data centers at BNL, DESY, GridKa, IN2P3, INFN, and the University of Victoria for off-site computing support.

-
- [1] M. Pospelov, A. Ritz, and M. B. Voloshin, *Phys. Lett. B* **662**, 53 (2008).
- [2] D. O’Connell, M. J. Ramsey-Musolf, and M. B. Wise, *Phys. Rev. D* **75**, 037701 (2007).
- [3] J. Beacham *et al.*, *J. Phys. G* **47**, 010501 (2020).
- [4] G. Krnjaic, *Phys. Rev. D* **94**, 073009 (2016).
- [5] J. Jaeckel and A. Ringwald, *Annu. Rev. Nucl. Part. Sci.* **60**, 405 (2010).
- [6] M. Freytsis, Z. Ligeti, and J. Thaler, *Phys. Rev. D* **81**, 034001 (2010).
- [7] M. J. Dolan, F. Kahlhoefer, C. McCabe, and K. Schmidt-Hoberg, *J. High Energy Phys.* 03 (2015) 171; 07 (2015) 103(E).
- [8] A. Kachanovich, U. Nierste, and I. Nišandžić, *Eur. Phys. J. C* **80**, 669 (2020).
- [9] B. Döbrich, F. Ertas, F. Kahlhoefer, and T. Spadaro, *Phys. Lett. B* **790**, 537 (2019).
- [10] T. Ferber, A. Filimonova, R. Schäfer, and S. Westhoff, *J. High Energy Phys.* 04 (2023) 131.
- [11] M. W. Winkler, *Phys. Rev. D* **99**, 015018 (2019).
- [12] R. Aaij *et al.* (LHCb Collaboration), *Phys. Rev. Lett.* **115**, 161802 (2015).
- [13] R. Aaij *et al.* (LHCb Collaboration), *Phys. Rev. D* **95**, 071101 (2017).
- [14] A. Tumasyan *et al.* (CMS Collaboration), *J. High Energy Phys.* 04 (2022) 062.
- [15] A. Alavi-Harati *et al.* (KTeV Collaboration), *Phys. Rev. Lett.* **84**, 5279 (2000).
- [16] A. V. Artamonov *et al.* (BNL-E949 Collaboration), *Phys. Rev. D* **79**, 092004 (2009).
- [17] F. Bergsma *et al.* (CHARM Collaboration), *Phys. Lett. B* **157**, 458 (1985).
- [18] D. Gorbunov, I. Krasnov, and S. Suvorov, *Phys. Lett. B* **820**, 136524 (2021).
- [19] E. Cortina Gil *et al.* (NA62 Collaboration), *J. High Energy Phys.* 06 (2021) 093.
- [20] E. Cortina Gil *et al.* (NA62 Collaboration), *J. High Energy Phys.* 02 (2021) 201.
- [21] P. Abratenko *et al.* (MicroBooNE Collaboration), *Phys. Rev. Lett.* **127**, 151803 (2021).
- [22] J. P. Lees *et al.* (BABAR Collaboration), *Phys. Rev. Lett.* **114**, 171801 (2015).
- [23] A. Filimonova, R. Schäfer, and S. Westhoff, *Phys. Rev. D* **101**, 095006 (2020).
- [24] T. Abe (Belle II Collaboration), [arXiv:1011.0352](https://arxiv.org/abs/1011.0352).
- [25] K. Akai, K. Furukawa, and H. Koiso, *Nucl. Instrum. Methods Phys. Res., Sect. A* **907**, 188 (2018).
- [26] W. Altmannshofer *et al.*, *Prog. Theor. Exp. Phys.* **2019**, 123C01 (2019).
- [27] D. J. Lange, *Nucl. Instrum. Methods Phys. Res., Sect. A* **462**, 152 (2001).
- [28] S. Jadach, B. F. L. Ward, and Z. Wař, *Comput. Phys. Commun.* **130**, 260 (2000).
- [29] T. Sjöstrand, S. Ask, J. R. Christiansen, R. Corke, N. Desai, P. Ilten, S. Mrenna, S. Prestel, C. O. Rasmussen, and P. Z. Skands, *Comput. Phys. Commun.* **191**, 159 (2015).
- [30] S. Jadach, J. H. Kuhn, and Z. Wař, *Comput. Phys. Commun.* **64**, 275 (1990).
- [31] E. Barberio, B. van Eijk, and Z. Wař, *Comput. Phys. Commun.* **66**, 115 (1991).
- [32] S. Agostinelli *et al.* (GEANT4 Collaboration), *Nucl. Instrum. Methods Phys. Res., Sect. A* **506**, 250 (2003).
- [33] T. Kuhr, C. Pulvermacher, M. Ritter, T. Hauth, and N. Braun (Belle II Framework Software Group), *Comput. Software Big Sci.* **3**, 1 (2019).
- [34] Belle II Analysis Software Framework (basf2), [10.5281/zenodo.5574115](https://zenodo.org/record/5574115).
- [35] G. Punzi, *eConf C 030908*, MODT002 (2003).
- [36] See Supplemental Material at <http://link.aps.org/supplemental/10.1103/PhysRevD.108.L111104> for additional plots and numerical results.
- [37] G. C. Fox and S. Wolfram, *Phys. Rev. Lett.* **41**, 1581 (1978).
- [38] J. Eschle, A. Puig Navarro, R. Silva Coutinho, and N. Serra, *SoftwareX* **11**, 100508 (2020).
- [39] N. Gubernari, A. Kokulu, and D. van Dyk, *J. High Energy Phys.* 01 (2019) 150.
- [40] B. Batell, M. Pospelov, and A. Ritz, *Phys. Rev. D* **83**, 054005 (2011).
- [41] F. Domingo, *J. High Energy Phys.* 03 (2017) 052.
- [42] J. Gaiser, Ph.D. thesis, Stanford University, 1982.
- [43] T. Skwarnicki, Ph.D. thesis, Cracow, INP, 1986.
- [44] S. Choudhury *et al.* (Belle Collaboration), *Phys. Rev. D* **107**, L031102 (2023).
- [45] E. Gross and O. Vitells, *Eur. Phys. J. C* **70**, 525 (2010).
- [46] R. L. Workman *et al.* (Particle Data Group), *Prog. Theor. Exp. Phys.* **2022**, 083C01 (2022).
- [47] E. Rodrigues *et al.*, *EPJ Web Conf.* **245**, 06028 (2020).
- [48] A. L. Read, *J. Phys. G* **28**, 2693 (2002).
- [49] G. Cowan, K. Cranmer, E. Gross, and O. Vitells, *Eur. Phys. J. C* **71**, 1554 (2011); **73**, 2501(E) (2013).
- [50] M. Acciarri *et al.* (L3 Collaboration), *Phys. Lett. B* **385**, 454 (1996).