

Combined study of hadronic $D^+ \rightarrow K^- \pi^+ \pi^+$ and $D_s^+ \rightarrow K^+ K^+ \pi^-$ decays by means of the analysis of semileptonic $D^+ \rightarrow K^- \pi^+ \ell^+ \nu_\ell$ decays

R. Escribano,^{1,2,*} P. Masjuan^{1,2,†} and Pablo Sanchez-Puertas^{2,3,‡}

¹*Grup de Física Teòrica, Departament de Física, Universitat Autònoma de Barcelona, E-08193 Bellaterra (Barcelona), Spain*

²*Institut de Física d'Altes Energies (IFAE) and Barcelona Institute of Science and Technology (BIST), Campus UAB, E-08193 Bellaterra (Barcelona), Spain*

³*Departamento de Física Atómica, Molecular y Nuclear, Universidad de Granada, E-18071 Granada, Spain*



(Received 15 February 2023; accepted 2 October 2023; published 6 November 2023)

We perform a combined study of the two hadronic decays $D^+ \rightarrow K^- \pi^+ \pi^+$ and $D_s^+ \rightarrow K^+ K^+ \pi^-$ using a detailed analysis of the semileptonic decays $D^+ \rightarrow K^- \pi^+ \ell^+ \nu_\ell$ ($\ell = e, \mu$) thanks to the high-statistics dataset provided by the BESIII Collaboration. We propose simple and suitable amplitude parametrizations of the studied reactions that shall be of interest to experimentalists for upcoming analyses. These new parametrizations are based on the naïve-factorization hypothesis and the description of the resulting matrix elements in terms of well-known hadronic form factors, with special emphasis on the $K\pi$ scalar and vector cases. Such form factors account for two-body final-state interactions which fulfill analyticity, unitarity, and chiral symmetry constraints. As a result of our study, we find that the P -wave contribution fits nicely within the naïve-factorization approach, whereas the S -wave contribution requires complex Wilson coefficients that hint for possibly genuine three-body nonfactorizable effects. Our hypothesis is further supported by the examination of $D_s^+ \rightarrow K^+ K^+ \pi^-$ decays, where we achieve a description in overall good agreement with data.

DOI: [10.1103/PhysRevD.108.094006](https://doi.org/10.1103/PhysRevD.108.094006)

I. INTRODUCTION

In 2009, one of us presented a model for the decay $D^+ \rightarrow K^- \pi^+ \pi^+$ where the weak interaction part of the reaction was described using the effective weak Hamiltonian in the naïve-factorization approach, while the two-body hadronic final-state interactions were taken into account through the $K\pi$ scalar and vector form factors, fulfilling analyticity, unitarity, and chiral symmetry constraints [1]. However, due to the lack of precise data in semileptonic $D^+ \rightarrow K^- \pi^+ \ell^+ \nu_\ell$ decays—a necessary ingredient in the naïve-factorization approach—the model introduced two free parameters to describe the semileptonic form factor in terms of the scalar and vector $K\pi$ form factors that were fixed from experimental $D^+ \rightarrow K^- \pi^+ \pi^+$ branching ratios, preventing then a real prediction. Allowing for a global phase difference between the S

and P waves, the Dalitz plot of the $D^+ \rightarrow K^- \pi^+ \pi^+$ decay, the $K\pi$ invariant mass spectra, and the total branching ratio were well reproduced. Of course, lacking any input from semileptonic form factors, the model could not prove a real validation of the factorization hypothesis. Moreover, this motivates us to generalize the (necessary) simplistic description in Ref. [1] for such form factors, that is particularly relevant for the S wave.

With the advent of new results for semileptonic decays by the BESIII Collaboration [2], the whole model for the semileptonic form factor can be reviewed, and the performance of the factorization approach be tested, in contrast to Ref. [1]. To that end, we carefully analyze semileptonic decays by employing simple yet well-motivated parametrizations fulfilling analyticity and unitarity constraints to fix the relevant hadronic matrix elements. These have their own interest for future experimental analysis. The corresponding matrix element, together with previously known form factors, is then used to describe the $D^+ \rightarrow K^- \pi^+ \pi^+$ decay in the naïve-factorization approach. As a result, we find that naïve factorization describes well the P -wave contribution in $D^+ \rightarrow K^- \pi^+ \pi^+$ decays for benchmark values of the Wilson coefficients, whereas the S wave, that can also be effectively well described, forces us to incorporate complex Wilson coefficients. These are common anyway in D decays [3–5] and, in our opinion,

*rescriba@ifae.es

†masjuan@ifae.es

‡psanchez@ifae.es

Published by the American Physical Society under the terms of the [Creative Commons Attribution 4.0 International license](https://creativecommons.org/licenses/by/4.0/). Further distribution of this work must maintain attribution to the author(s) and the published article's title, journal citation, and DOI. Funded by SCOAP³.

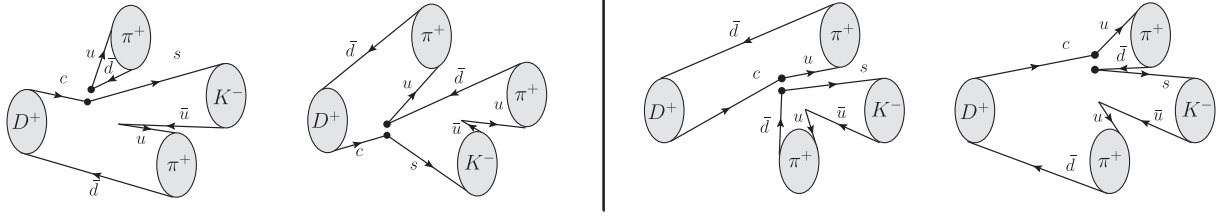


FIG. 1. The \mathcal{O}_1 (left) and \mathcal{O}_2 (right) operator contributions to $D^+ \rightarrow K^- \pi^+ \pi^+$ decays within naïve factorization. For each operator, there is a N_c^0 - and N_c^{-1} -suppressed contribution; cf. left and right in each figure.

point to nonfactorizable corrections that might be attributed to effective genuine three-body effects. In this respect, it is worth emphasizing that our work is not meant to provide a precise and general description of these decays (see Refs. [6–10] regarding three-body unitarity effects missing here and Refs. [11,12] for previous works) but a first-order approximation that also allows to better understand the underlying fundamental QCD dynamics through the naïve-factorization approach. As a result, while our framework does not account for genuine three-body effects,¹ it allows for a simple parametrization fulfilling two-body unitarity and, not least, to connect $D^+ \rightarrow K^- \pi^+ \pi^+$ decays to the isospin-related $D_s^+ \rightarrow K^+ K^+ \pi^-$ ones. This actually allows us to confront our hypothesis and results against $D_s^+ \rightarrow K^+ K^+ \pi^-$ decays, improving and reinforcing our results.

The article is organized as follows: In Sec. II, we outline the naïve-factorization approach applied to $D^+ \rightarrow K^- \pi^+ \pi^+$ decays, recapitulating all the necessary form factors that enter the description; in Sec. III, we review the semileptonic decays in detail, putting forward a parametrization that is used to extract the relevant form factors based on BESIII [2] results; in Sec. IV, we use the form

factor from the previous section to put forward a description for $D^+ \rightarrow K^- \pi^+ \pi^+$ decays; in Sec. V, this parametrization is applied to the isospin-related $D_s^+ \rightarrow K^+ K^+ \pi^-$ decays. Conclusions are given in Sec. VI.

II. NAÏVE FACTORIZATION IN $D^+ \rightarrow K^- \pi^+ \pi^+$ DECAYS

For $D^+ \rightarrow K^- \pi^+ \pi^+$ decays, we closely follow Ref. [1]. The effective weak interactions driving such decay follow from the Lagrangian at low energies:

$$\mathcal{L}_{\text{eff}} = -\frac{G_F}{\sqrt{2}} V_{ud} V_{cs}^* [C_1(\mu) \mathcal{O}_1 + C_2(\mu) \mathcal{O}_2] + \text{H.c.},$$

$$\mathcal{O}_{1(2)} = 4 \left[\bar{s}_L^i \gamma^\mu c_L^{i(j)} \right] \left[\bar{u}_L^j \gamma^\mu d_L^{j(i)} \right], \quad (1)$$

where i and j are color indices and the Wilson coefficients above differ from those at the electroweak scale due to renormalization [13]. In the following, we employ the naïve-factorization hypothesis (see Fig. 1) that implies the following decomposition for the process [1]:

$$i\mathcal{M} = -i \frac{G_F}{\sqrt{2}} V_{ud} V_{cs}^* \left[a_1 \langle K^- \pi_1^+ | \bar{s} \gamma^\mu (1 - \gamma^5) c | D^+ \rangle \langle \pi_2^+ | \bar{u} \gamma_\mu (1 - \gamma^5) d | 0 \rangle \right. \\ \left. + a_2 \langle K^- \pi_1^+ | \bar{s} \gamma^\mu (1 - \gamma^5) d | 0 \rangle \langle \pi_2^+ | \bar{u} \gamma_\mu (1 - \gamma^5) c | D^+ \rangle \right] + (\pi_1^+ \leftrightarrow \pi_2^+), \quad (2)$$

where naïve factorization implies $a_1 = C_1 + C_2/N_c$ and $a_2 = C_2 + C_1/N_c$. While, ideally, these coefficients should be universal, their scale and scheme dependence, together with potential nonfactorizable corrections [3,4], render them somewhat phenomenological, with mild variations expected across different processes. Theoretically, Ref. [13] obtained $a_1 = 1.31(19)$ and a_2 ranging between $-0.55(15)$ and $-0.60(22)$, depending on the chosen renormalization scheme. Alternatively, phenomenological processes can be

used to determine them. For instance, an estimate coming from $D \rightarrow K\pi$ decays [13,14] obtains $a_1 = 1.2(1)$ and $a_2 = -0.5(1)$ that can be considered as benchmark values. Different processes can be used to extract alternative determinations, whose agreement with previous numbers will allow us to test the goodness of the naïve-factorization approach and our understanding of QCD dynamics. Following Eq. (2), factorization boils down the problem to the description of the following matrix elements in Eq. (2): $\langle \pi^+ | \bar{u} \gamma^\mu (1 - \gamma^5) d | 0 \rangle = i f_\pi p_\pi^\mu$ with $f_\pi = 130.2(1.7)$ MeV [15]; $\langle K^- \pi^+ | \bar{s} \gamma^\mu (1 - \gamma^5) d | 0 \rangle$ that reduces to the well-known scalar and vector $K\pi$ form factors and that, following Ref. [1], we take from Refs. [16,17]; $\langle \pi^+ | \bar{u} \gamma_\mu (1 - \gamma^5) c | D^+ \rangle$ is connected via isospin symmetry to $D^0 \rightarrow \pi^- \ell^+ \nu$ decays;

¹The model does not account either for two-body $\pi^+ \pi^+$ final-state interactions, but these are nonresonant and presumably small, in such a way that naïve factorization should encompass the most relevant two-body interactions.

finally, the remaining matrix element, $\langle K^- \pi_1^+ | \bar{s} \gamma^\mu (1 - \gamma^5) \times c | D^+ \rangle$, corresponds to that appearing in semileptonic $D^+ \rightarrow K^- \pi^+ \ell^+ \nu_\ell$ decays. Indeed, a closer look reveals that all that is required for the current process is²

$$\begin{aligned} & i f_\pi p_{\pi_2}^\mu \langle K^- \pi_1^+ | \bar{s} \gamma_\mu (1 - \gamma^5) c | D^+ \rangle \\ & = f_\pi (m_c + m_s) \langle K^- \pi_1^+ | \bar{s} i \gamma^5 c | D^+ \rangle, \end{aligned} \quad (3)$$

that selects a single form factor among those appearing in semileptonic decays. It turns out that such a form factor produces a contribution to the semileptonic decays proportional to the lepton masses that is irrelevant for $D^+ \rightarrow K^- \pi^+ e^+ \nu_e$ decays [see Eqs. (8), (12), and (A9)–(A17)]. Potentially, $D^+ \rightarrow K^- \pi^+ \mu^+ \nu_\mu$ decays could probe such a form factor. At the moment, there are available data from FOCUS [18] and CLEO [19]. Regarding FOCUS, the available statistics cannot discern a nonvanishing value for the form factor in Eq. (3). Concerning CLEO, their results are controversial regarding the q^2 dependence. Thereby, some modeling is required. In the following, we employ known relations due to Ward identities to suggest a plausible low- q^2 description based on existing results from semileptonic decays. To that end, in the following section we

revise the model put forward in Ref. [1] to describe the semileptonic matrix element, taking advantage of the precise results from BESIII not available at the time. This allows for a strict application of the naïve-factorization approach and a comprehensive evaluation of its performance.

III. $D^+ \rightarrow K^- \pi^+ \ell^+ \nu_\ell$ DECAYS

In this section, we address the semileptonic decay in detail, carefully reviewing the relevant form factors and paying special attention to the known restrictions that follow from Ward identities that, under reasonable assumptions, allow one to extract the relevant form factor entering hadronic decays. Our phenomenological description generalizes that in Ref. [1] by incorporating free parameters previously identified with those appearing in $K\pi$ form factors—a necessary assumption back then in the absence of data that can be relaxed now by using the recent results from BESIII [2].

A. General definitions

The matrix element for semileptonic decays is given as³ [20]

$$\mathcal{M} = -\frac{G_F}{\sqrt{2}} V_{cs}^* \langle \pi^+ K^- | \bar{s} \gamma^\mu (1 - \gamma^5) c | D^+ \rangle [\bar{u}_\nu \gamma_\mu (1 - \gamma^5) v_\ell] \rightarrow |\mathcal{M}|^2 = 4G_F^2 |V_{cs}|^2 H^{\mu\nu} L_{\mu\nu}, \quad (4)$$

where we used $p_{\ell\nu} = p_\ell + p_\nu$ and $\bar{p}_{\ell\nu} = p_\ell - p_\nu$ and

$$H^{\mu\nu} = \langle \pi^+ K^- | \bar{s} \gamma^\mu (1 - \gamma^5) c | D^+ \rangle \langle \pi^+ K^- | \bar{s} \gamma^\nu (1 - \gamma^5) c | D^+ \rangle^\dagger, \quad (5)$$

$$L^{\mu\nu} = \frac{1}{2} [p_{\ell\nu}^\mu p_{\ell\nu}^\nu - \bar{p}_{\ell\nu}^\mu \bar{p}_{\ell\nu}^\nu - (s_{\ell\nu} - m_\ell^2 - m_\nu^2) g^{\mu\nu} + i \epsilon^{\rho\epsilon\mu\nu} \bar{p}_{\ell\nu}^\rho]. \quad (6)$$

As such, the central quantity is the matrix element in Eq. (2) which, using the variables $p = p_K + p_\pi$, $\bar{p} = p_K - p_\pi$, and $q = p_D - p$, can be expressed as [20,21]

$$\begin{aligned} \langle K^- \pi^+ | \bar{s} \gamma^\mu (1 - \gamma^5) c | D^+ \rangle & = i w_+ p^\mu + i w_- \bar{p}^\mu + i r q^\mu - h \epsilon^{\mu q p \bar{p}} \\ & = i w_+ \left(p^\mu - q^\mu \frac{p \cdot q}{q^2} \right) + i w_- \left(\bar{p}^\mu - q^\mu \frac{\bar{p} \cdot q}{q^2} \right) + \frac{i \tilde{r}}{q^2} q^\mu - h \epsilon^{\mu q p \bar{p}}, \end{aligned} \quad (7)$$

where the four form factors have an implicit dependence on q^2 , p^2 , and $\bar{p} \cdot q$. Note that corresponding quantities in D^- decays are related via appropriate CP transformations that amount to flip signs for the antisymmetric tensor. In addition, the Ward identities [i.e., Eq. (3) and finiteness at $q^2 = 0$] imply

$$\begin{aligned} \tilde{r} & = -(m_c + m_s) \langle K^- \pi^+ | \bar{s} i \gamma^5 c | D^+ \rangle, \\ \lim_{q^2 \rightarrow 0} [(p \cdot q) w_+ + (\bar{p} \cdot q) w_- - \tilde{r}] & = 0. \end{aligned} \quad (8)$$

In particular, their dependence on $\bar{p} \cdot q \sim \cos \theta_{K\pi}$ (see Appendix A) means that the relation should be fulfilled

²In the last step, $i(m_s - m_c) \langle K^- \pi^+ | \bar{s} c | D^+ \rangle = 0$ has been used based on parity arguments.

³Note our $\epsilon^{0123} = 1$ convention, leading to opposite signs compared to Ref. [20] wherever the antisymmetric tensor appears (the sign can be inferred from $L^{\mu\nu}$). We also employ $\epsilon^{\mu k p q} \equiv \epsilon^{\mu\nu\alpha\beta} k_\nu p_\alpha q_\beta$.

for each partial wave (see also Ref. [20]), a property that we will employ when constructing the form factors. Note that the appearance of \bar{p} in the tensor structure accompanying w_- and h requires partial-wave contributions with $\ell \geq 1$. To make contact with experiment, it is customary to employ the following form factors⁴ [20,21] (see definitions in Appendix A):

$$F_1 = \frac{1}{X} (X^2 w_+ + [(p \cdot q)(\bar{p} \cdot q) - q^2(p \cdot \bar{p})] w_-), \quad (9)$$

$$F_2 = \beta_{K\pi} \sqrt{s_{K\pi} s_{\ell\nu}} w_-, \quad (10)$$

$$F_3 = \beta_{K\pi} X \sqrt{s_{K\pi} s_{\ell\nu}} h, \quad (11)$$

$$F_4 = \tilde{r}, \quad (12)$$

where $F_i \equiv F_i(q^2, p^2, \bar{p} \cdot q)$. F_4 was not defined in Ref. [20] and is relevant only for finite lepton masses, so that results in Appendix A might be of some interest. Furthermore, Eq. (8) implies for these form factors that

$$\lim_{q^2 \rightarrow 0} [F_1(q^2, p^2, \bar{p} \cdot q) - F_4(q^2, p^2, \bar{p} \cdot q)] = 0 \quad (13)$$

that relates again the normalization at $q^2 = 0$ that, as mentioned, must be fulfilled for each partial wave. This is as far as can be reached in a model-independent way, and we refer to Appendix A for the differential decay width expressed in terms of the previous form factors. In the following section, we revise the model that was used in Ref. [1] to parametrize F_4 that, in essence, assumes the $K\pi$ spectra to be dominated by intermediate resonances with roles parallel to those in $\langle K^- \pi^+ | \bar{s} \gamma^\mu d | 0 \rangle$ form factors. In doing so, we employ a more flexible description compared to that in Ref. [1] that will prove convenient to make contact with the standard phenomenological analysis.

B. Resonance model

With the lack of precise data for semileptonic decays, Ref. [1] assumed a model for the F_4 form factor saturated by the lightest $K_{(0)}^*$ resonances. Assuming a similar model for the $K\pi$ scalar and vector form factors allowed them to relate the p^2 dependence of the previous form factors to that of the $K\pi$ scalar and vector form factors. While this was a necessary assumption back then, the current available data for semileptonic decays from BESIII [2] allow one to relax this assumption and to provide a more flexible and realistic model based on analyticity and unitarity that might be of

⁴Note in this respect that, for the kinematic variables chosen for the semileptonic decay, $X^2 = (p \cdot q)^2 - p^2 q^2$, while $[(p \cdot q)(\bar{p} \cdot q) - q^2(p \cdot \bar{p})] = X(z\beta_{K\pi} \cos \theta_{K\pi} + X\Delta_{K\pi})$, reproducing the result in Ref. [21]. However, we keep it general in order to use it in $D^+ \rightarrow K^- \pi^+ \pi^+$ decays.

interest for future experimental analysis. In particular, in the following, we assume that the S - and P -wave contributions share the same phase as the scalar and vector form factors (that holds below threshold due to Watson's theorem) but have, in general, a different q^2 dependence compared to the $K\pi$ scalar and vector form factors.

1. Scalar contributions

In the original work from Ref. [1], the scalar contribution was assumed to be dominated by the $K_0^*(1430)$ [15] resonance, whose peak dominates the $K\pi$ scalar form factor $F_0^{K\pi}(s)$ at intermediate energies. Under the assumption that such a resonance is a quasistable (e.g., narrow) state, the $D^+ \rightarrow \bar{K}_0^* \ell^+ \nu$ decay can be described via its matrix element (p is the momentum associated to the \bar{K}_0^*)

$$\langle \bar{K}_0^* | \bar{s} \gamma^\mu (1 - \gamma^5) c | D^+ \rangle = i \left[w_+^{\bar{K}_0^*}(q^2) \left(p_{\bar{K}_0^*}^\mu - \frac{q \cdot p_{\bar{K}_0^*}}{q^2} q^\mu \right) + q^\mu \frac{\tilde{r}^{\bar{K}_0^*}(q^2)}{q^2} \right], \quad (14)$$

where once more

$$\begin{aligned} \tilde{r}^{\bar{K}_0^*}(q^2) &= -(m_c + m_s) \langle \bar{K}_0^* | \bar{s} i \gamma^5 c | D^+ \rangle, \\ \lim_{q^2 \rightarrow 0} [(q \cdot p) w_+^{\bar{K}_0^*}(q^2) - \tilde{r}^{\bar{K}_0^*}(q^2)] &= 0. \end{aligned} \quad (15)$$

Finally, the q^2 dependence is reduced, as usual, to the closest charmonium resonance. Its subsequent $\bar{K}_0^* \rightarrow K^- \pi^+$ decay merely adds the resonance structure, meaning that the full amplitude is given as $\langle K^- \pi^+ | \bar{K}_0^* \rangle P_{\bar{K}_0^*} \langle \bar{K}_0^* | \bar{s} \gamma^\mu (1 - \gamma^5) c | D^+ \rangle$, with $P_{\bar{K}_0^*}$ the scalar propagator. Were this fully dominated by the K_0^* resonance for both the semileptonic and $K\pi$ scalar form factors, then $\langle K^- \pi^+ | \bar{K}_0^* \rangle P_{\bar{K}_0^*} \rightarrow \chi_{\bar{K}_0^*} F_0^{K\pi}$, where $\chi_{\bar{K}_0^*} = (m_K^2 - m_\pi^2)/(m_s - m_d)/\langle \bar{K}_0^* | \bar{s} d | 0 \rangle$ [1]. However, the different interplay of scalar resonances shall, in general, differ, yet their phase shift below inelasticities must agree by Watson's theorem. We reflect this by shifting $F_0^{K\pi} \rightarrow F_0^{D\ell^4}$ that allows for the following ansatz for the S -wave contribution:

$$\begin{aligned} w_+(q^2, p^2, \bar{p} \cdot q) &= X^{-1} F_1^{\bar{K}_0^*}(q^2, p^2, \bar{p} \cdot q) \\ &= 2\chi_S^{\text{eff}} F_0^{D\ell^4}(p^2) (1 - q^2/m_{D_s}^2)^{-1}, \end{aligned} \quad (16)$$

$$\begin{aligned} \tilde{r}(q^2, p^2, \bar{p} \cdot q) &= F_4^{\bar{K}_0^*}(q^2, p^2, \bar{p} \cdot q) \\ &= \chi_S^{\text{eff}} (m_D^2 - p^2) F_0^{D\ell^4}(p^2) (1 - q^2/m_{D_s}^2)^{-1}. \end{aligned} \quad (17)$$

The parametrization in Eq. (17) has been chosen to fulfill Eqs. (8) and (15) and to include the closest pole with

appropriate quantum numbers. Regarding the parametrization used in BESIII [2], we identify $2\chi_S^{\text{eff}} F_0^{D\ell^4}(p^2) = \mathcal{A}_S(p^2)$ [see Eq. (20) from Ref. [2]].

In contrast to Ref. [1], in order to parametrize $F_0^{D\ell^4}(p^2)$, we follow the approach in Refs. [22–24]. This uses an Omnès representation subtracted at $p^2 = 0$ and the Callan-Treiman point $\Delta_{K\pi} = m_{\bar{K}}^2 - m_{\pi}^2$:

$$F_0^{D\ell^4}(s) = \exp\left[\frac{s[\ln C_{D\ell^4} + G_0(s)]}{\Delta_{K\pi}}\right], \quad (18)$$

$$G_0(s) = \frac{\Delta_{K\pi}(s - \Delta_{K\pi})}{\pi} \int_{s_{\text{th}}}^{\infty} d\eta \frac{\delta_0^{1/2}(\eta)}{\eta(\eta - \Delta_{K\pi})(\eta - s)}, \quad (19)$$

with $\delta_0^{1/2}$ the scalar $I = 1/2$ $K\pi$ phase shift that preserves the constraints provided by unitarity and analyticity below higher inelasticities. The subtraction constant

in $C_{D\ell^4}$ encapsulates high-energy effects that need not be the same as in the $K\pi$ scalar form factor case, thus requiring data on semileptonic decays to fix it. For the phase shift, we take that in Ref. [16] below $\Lambda = 1.67$ GeV, where $\delta_0^{1/2}(\Lambda) = \pi$; above, we take a constant phase $\delta_0^{1/2} = \pi$ following Refs. [22–24]. This model allows for a relatively simple and flexible parametrization that improves the one used by the BESIII Collaboration by incorporating appropriate analyticity and unitarity constraints (up to higher-threshold inelasticities). As such, it might be useful in future experimental analyses.

2. Vector contributions

The next relevant wave is the P wave, where the narrow \bar{K}^* resonance plays a prominent role both in the $K\pi$ vector form factor and semileptonic decays. Again, assuming them to be narrow states, the $D^+ \rightarrow \bar{K}^* \ell^+ \nu$ decay can be described via the corresponding matrix element⁵

$$\langle \bar{K}^* | \bar{s} \gamma^\mu (1 - \gamma^5) c | D^+ \rangle = \left(A \epsilon^{\mu\nu\alpha\beta} - i \left[B \left(g^{\mu\nu} - \frac{q^\mu q^\nu}{q^2} \right) + C q^\nu \left(p^\mu - \frac{q \cdot p}{q^2} q^\mu \right) + \frac{\tilde{D}}{q^2} q^\mu q^\nu \right] \right) m_{\bar{K}^*} \epsilon_\nu, \quad (21)$$

where $m_{\bar{K}^*}$ has been used for later convenience. In addition, the Ward identity implies

$$m_{\bar{K}^*} \tilde{D}(q^2)(q \cdot \epsilon) = (m_c + m_s) \langle K^* | \bar{s} i \gamma^5 c | D^+ \rangle, \quad (22)$$

$$\lim_{q^2 \rightarrow 0} [B(q^2) + (q \cdot p)C(q^2) - \tilde{D}(q^2)] = 0. \quad (23)$$

Again, the q^2 dependence can be saturated via the appropriate charmonium resonances. Then, along the lines in Ref. [1], the subsequent $K^- \pi^+$ decay would closely resemble the vector $K\pi$ form factor if both cases were fully dominated by the K^* . Still, as for the scalar case, these will generally differ—even if the phase shift below inelasticities should be the same. Therefore, we replace once more $F_+^{K\pi}(p^2) \rightarrow F_+^{D\ell^4}(p^2)$ (for a single resonance contribution $\chi_{\bar{K}^*} = f_{\bar{K}^*}^{-1}$ [1]), obtaining

$$F_1(q^2, p^2, \bar{p} \cdot q) = -\chi_{\bar{K}^*} F_+^{D\ell^4}(p^2) \beta_{K\pi} \cos \theta_{K\pi} [X^2 C(0) + (q \cdot p)B(0)] [1 - q^2/m_{D_{s1}}^2]^{-1}, \quad (24)$$

$$F_2(q^2, p^2, \bar{p} \cdot q) = -\chi_{\bar{K}^*} F_+^{D\ell^4}(p^2) \beta_{K\pi} \sqrt{s_{K\pi} s_{\ell\nu}} B(0) [1 - q^2/m_{D_{s1}}^2]^{-1}, \quad (25)$$

$$F_3(q^2, p^2, \bar{p} \cdot q) = -\chi_{\bar{K}^*} F_+^{D\ell^4}(p^2) \beta_{K\pi} X \sqrt{s_{K\pi} s_{\ell\nu}} A(0) [1 - q^2/m_{D_s^*}^2]^{-1}, \quad (26)$$

$$\begin{aligned} F_4(q^2, p^2, \bar{p} \cdot q) &= -\chi_{\bar{K}^*} F_+^{D\ell^4}(p^2) \frac{N(p^2)}{2} \tilde{D}(q^2, p^2) \\ &= -\chi_{\bar{K}^*} F_+^{D\ell^4}(p^2) \frac{N(p^2)}{2} \left[B(0) + \frac{m_D^2 - p^2}{2} C(0) \right] [1 - q^2/m_{D_s^*}^2]^{-1}, \end{aligned} \quad (27)$$

where $N(p^2)/2 = [p^2(\bar{p} \cdot q) - (p \cdot \bar{p})(p \cdot q)]/p^2$ is a variable defined in Ref. [1] that reduces to $X \beta_{K\pi} \cos \theta_{K\pi}$ in semileptonic decays and the last form factor is chosen to fulfill Eq. (13) and saturated with the closest

⁵Different parametrizations appear in Refs. [25–31]; the connection reads, up to overall signs,

$$A = -\frac{2V}{m_{\bar{K}^*}(m_D + m_{\bar{K}^*})}, \quad B = \frac{m_D + m_{\bar{K}^*}}{m_{\bar{K}^*}} A_1, \quad C = -\frac{2A_2}{m_{\bar{K}^*}(m_D + m_{\bar{K}^*})}, \quad \tilde{D} = 2A_0. \quad (20)$$

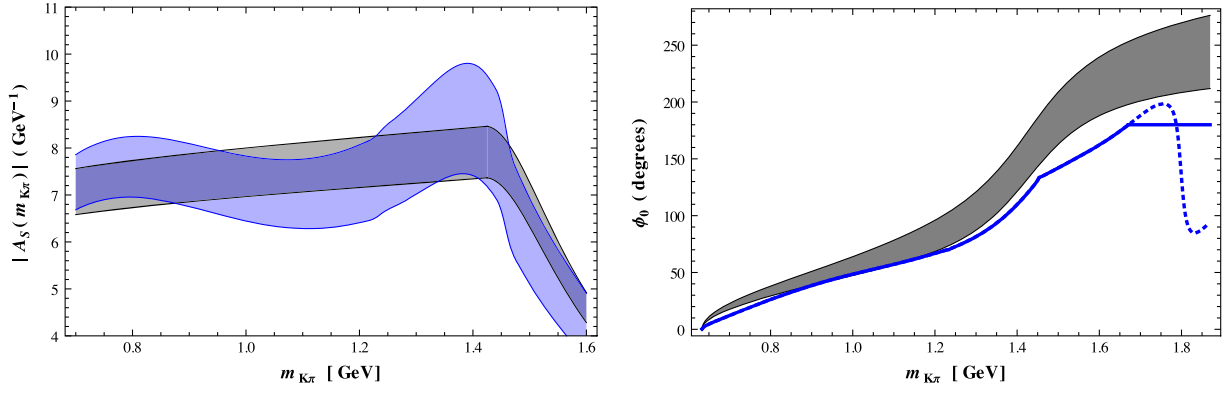


FIG. 2. Modulus (left) and phase (right) of the scalar form factor. The gray band stands for BESIII results [2], while the blue band represents our model. The dotted line in the phase plot represents the original input from [16]. We neglect errors from the phase shift that are subleading as compared to BESIII uncertainties on the modulus.

resonance.⁶ Note also the different p^2 dependence with respect to the one in Ref. [1]. The connection to the ansatz employed by the BESIII Collaboration [2] can be easily obtained accounting that $2\alpha\sqrt{2}m^{-1}\mathcal{A}(m) = -g_{\bar{K}^*K\pi}\beta_{K\pi}P_{\bar{K}^*}(m^2)$, with $P_{\bar{K}^*}(s)$ the standard propagator. Once again, to obtain a description fulfilling appropriate analyticity and unitarity constraints below higher inelasticities, we take

$$F_+^{D\ell^4}(s) = \exp\left[\lambda_1 \frac{s}{m_\pi^2} + G_+(s)\right],$$

$$G_+(s) = \frac{s^2}{\pi} \int_{s_{th}}^{\infty} d\eta \frac{\delta_1^{1/2}(\eta)}{\eta^2(\eta - s)}, \quad (28)$$

with $\delta_1^{1/2}$ the P -wave $I = 1/2$ $K\pi$ phase shift. The input for the phase shift is taken from the result in Ref. [32] with a single vector resonance and with a single subtraction constant. To match their results, we choose an upper cutoff $s = 4 \text{ GeV}^2$ and $\lambda_1 = 0.025$, but such a parameter could be fitted from the experiment, providing then a useful parametrization for experimentalists. Further details are given in Appendix C.

C. Extraction of the parameters from BESIII

Since there are no available data from experiment (that should be also unfolded), we have to restrict ourselves to fit our model to the scalar and vector form factors extracted by the BESIII Collaboration. Still, we emphasize that having such data available would allow for a more reliable estimate of our parameters and a more robust analysis for the S wave

⁶Furthermore, the q^2 dependence is chosen to vanish asymptotically, since, otherwise, the $\ell\nu \rightarrow DK^*$ amplitude would grow indefinitely. Moreover, this dependence matches the pole-dominance behavior that would be assigned for a pseudoscalar form factor.

compared to Ref. [2]. Regarding the free parameters for the scalar part [cf. Eq. (18)], we fit $2\chi_S^{\text{eff}} F_0^{D\ell^4}(s)$ to pseudodata from the $A_S(s)$ form factor from BESIII, obtaining

$$\chi_S^{\text{eff}} = 2.13(16) \text{ GeV}^{-1}, \quad \ln C_{D\ell^4} = 0.152(11), \quad (29)$$

with a correlation of -0.27 . We show our results in Fig. 2. Here, it is worth emphasizing two aspects. First, regarding the right panel, the $\delta_0^{1/2}$ $K\pi$ phase shift has been taken from the sophisticated analysis in Refs. [16,33], in contrast with Ref. [2] that uses an effective-range expansion [34]. Second, with regard to the $m_{K\pi}$ behavior depicted in the left panel, it is important to note that the two models must necessarily differ by construction. Indeed, Ref. [2] assumes explicitly a linear dependence below the $\bar{K}_0^*(1430)$ that contrasts with the behavior dictated by analyticity and unitarity that is fulfilled by the Omnès-like solution but not in their simplified model and is ultimately responsible for the differences. The crucial point here is whether our predicted differential spectra (see Fig. 3) compares well to data [2]. Whereas the data are well described by the model in Ref. [2], the data precision is well below the one that would be inferred from their model away from the $\bar{K}^*(892)$ resonance. Note that, in the case of $F_0^{K\pi}(s)$, the chosen parametrization would require $\ln C_{D\ell^4} = 0.206(9)$ [24], based on a combined analysis from $\tau \rightarrow K\pi\nu$ and $K_{\ell 3}$ decays. This is not inconsistent but shows that the necessary assumption adopted back in Ref. [1] holds only approximately. Concerning the vector part, we fit the differential decay width distributions obtained from pseudodata from BESIII parametrization with vector contributions only. This way we obtain the parameters

$$\chi_A^{\text{eff}} = -3.35(16) \text{ GeV}^{-3}, \quad \chi_B^{\text{eff}} = 8.44(23) \text{ GeV}^{-1},$$

$$\chi_C^{\text{eff}} = -1.64(12) \text{ GeV}^{-3}, \quad (30)$$

where $\chi_X^{\text{eff}} \equiv \chi_{\bar{K}^* X}(0)$ in Eqs. (24)–(27). The error to describe the semileptonic decay is fully dominated by that of χ_B^{eff} . The correlation for χ_B^{eff} and χ_C^{eff} , that enters the F_4 form factor, reads -0.35 . In Fig. 3, we show our description for the differential $m_{K\pi}$ spectrum compared to the central values of BESIII, showing nice agreement. We observe that an overall sign cannot be extracted from experiment; to do so, we make use of quark models [29,35] that allow one to choose a sign that is consistent among the different matrix elements here considered. These imply a positive sign for χ_B^{eff} . That this gives the correct interference pattern in the hadronic decays below can be considered as a positive test of the naïve-factorization hypothesis.

IV. CASE I: $D^+ \rightarrow K^- \pi^+ \pi^+$ DECAYS

The analysis presented in the preceding section, combined with the pertinent form factors introduced in Sec. II, provides all the necessary inputs for the application of the naïve-factorization approach, an accomplishment that was

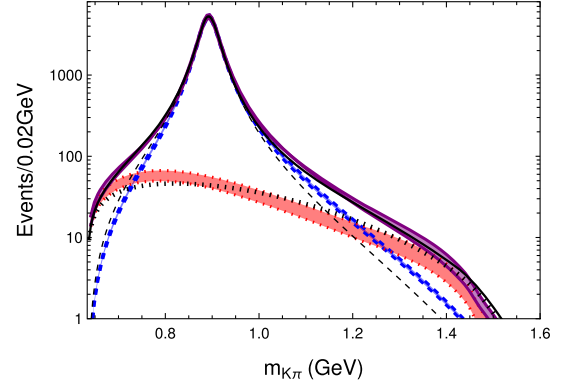


FIG. 3. The differential spectra normalized to BESIII events. The red band is our scalar contribution, the blue one is the vector part, and the purple band is their combination. The black dotted, dashed, and full lines stand for the scalar, vector, and full BESIII model, respectively.

not possible in Ref. [1]. That allows the possibility to strictly test its performance. The relevant matrix element are summarized in the following:

$$\langle K^- \pi^+ | \bar{s} \gamma^\mu (1 - \gamma^5) d | 0 \rangle = \left(\bar{p}_{K\pi}^\mu - \frac{\Delta_{K\pi}}{p_{K\pi}^2} p_{K\pi}^\mu \right) F_+^{K\pi}(p_{K\pi}^2) + \frac{\Delta_{K\pi}}{p_{K\pi}^2} p_{K\pi}^\mu F_0^{K\pi}(p_{K\pi}^2), \quad (31)$$

$$\langle \pi^+ | \bar{u} \gamma_\mu (1 - \gamma^5) c | D^+ \rangle = \left(p_{D\pi}^\mu - \frac{\Delta_{D\pi}}{\bar{p}_{D\pi}^2} \bar{p}_{D\pi}^\mu \right) F_+^{D\pi}(\bar{p}_{D\pi}^2) + \frac{\Delta_{D\pi}}{\bar{p}_{D\pi}^2} \bar{p}_{D\pi}^\mu F_0^{D\pi}(\bar{p}_{D\pi}^2), \quad (32)$$

$$\begin{aligned} i f_\pi p_{\pi_2}^\mu \langle K^- \pi_1^+ | \bar{s} \gamma_\mu (1 - \gamma^5) c | D^+ \rangle &= -f_\pi F_4 = -f_\pi \left[\chi_S^{\text{eff}}(m_D^2 - p_{K\pi}^2) F_0^{D\ell_4}(p_{K\pi}^2) \right. \\ &\quad \left. - \frac{1}{2} N(p_{K\pi}^2) F_+^{D\ell_4}(p_{K\pi}^2) \left(\chi_B^{\text{eff}} + \frac{m_D^2 - p_{K\pi}^2}{2} \chi_C^{\text{eff}} \right) \right] \frac{1}{1 - m_\pi^2/m_{D_s}^2}, \end{aligned} \quad (33)$$

where $p_{AB}^\mu = p_A^\mu + p_B^\mu$, $\bar{p}_{AB}^\mu = p_A^\mu - p_B^\mu$, and $\Delta_{AB} = m_A^2 - m_B^2$. The form factors $F_{+,0}^{D\ell_4}$ are those from the previous section. Concerning $F_0^{K\pi}(s)$, we use that from Ref. [16], while for $F_+^{K\pi}(s)$ we take that from Ref. [32]. For the $D^+ \rightarrow \pi^+$ transition, we use isospin symmetry that relates it to that in $D^0 \rightarrow \pi^- \ell^+ \nu$ decays that is parametrized as [36]

$$\begin{aligned} F_{+(0)}^{D\pi}(s) &= \frac{F_{+(0)}^{D\pi}(0)}{1 - s/m_{D^0}^2}, \\ F_0^{D\pi}(0) &= F_+^{D\pi}(0) = 0.612(35). \end{aligned} \quad (34)$$

The final result for the amplitude and differential decay width can be easily obtained by applying Eq. (2) and is given in Appendix B. With the necessary expressions at hand, we proceed to precisely fix the Wilson coefficients as inferred by this process, which comparison to benchmark values will provide valuable insight about naïve

factorization and our understanding of the QCD dynamics. To do so, it is instructive to work out the P -wave contribution first and the S -wave subsequently.

A. P -wave contribution

The P -wave contribution, with a branching ratio (BR) of 1.06(12)% [15], is fully dominated by the $\bar{K}^{*0}(892)$ resonance. As such, it essentially corresponds to that of a quasi-two-body $D^+ \rightarrow \bar{K}^{*0}(892)\pi^+$ decay and should be relatively free of genuine three-body problems (that amount to nonfactorizable corrections). Consequently, it represents a theoretically clean observable compared to the S -wave, which discussion is relegated to the following section. Before extracting the Wilson coefficients, it is instructive to estimate first the results for benchmark $a_{1,2}$ values. Taking the aforementioned theory estimate, $a_1 = 1.31(19)$, $a_2 = -0.55(30)$, we obtain $\text{BR} = (0.24_{-0.30}^{+1.22})\%$, perfectly consistent with the experiment, albeit with large

uncertainties. The phenomenological estimate [$a_1 = 1.2(1)$, $a_2 = -0.5(1)$] points toward a lower value, $\text{BR} = (0.19_{-0.22}^{+0.42})\%$, but once again with large uncertainties. Overall, it seems that the P -wave BR is consistent with benchmark estimates. However, its specific value proves to be highly sensitive to the Wilson coefficients, making it challenging to obtain a precise and reliable prediction in this manner. As such, after this detour, we finally proceed to extract the Wilson coefficients by demanding the experimental P -wave BR be fulfilled that requires (errors are omitted here)

$$(2.87a_1^2 + 10.55a_2^2 + 10.98a_1a_2)\% = 1.06\%. \quad (35)$$

This admits several possibilities for $\{a_1, a_2\}$, such as $\{1.56, -0.5\}$, $\{1.2, -0.21\}$, or $\{1.31, -0.37\}$, all falling within the ballpark estimates. This represents a positive indication of the effectiveness of the naïve-factorization approach. It must be emphasized that the relative sign between the $a_{1,2}$ contributions constitutes a prediction within

$$\begin{aligned} \text{BR} = & 2.87(a_1^P)^2 + 10.55(a_2^P)^2 + 10.98a_1^Pa_2^P + 0.92(a_1^S)^2 + 1.46(a_2^S)^2 - 2.04a_1^Sa_2^S - a_1^Pa_1^S(0.01 \cos \delta - 0.23 \sin \delta) \\ & + a_1^Pa_2^S(0.06 \cos \delta - 0.27 \sin \delta) - a_2^Pa_1^S(0.12 \cos \delta - 0.49 \sin \delta) + a_2^Pa_2^S(0.24 \cos \delta - 0.58 \sin \delta), \end{aligned} \quad (36)$$

here a relative phase between the S and P waves has been introduced as well. For $a_i^S = a_i^P$ and $\delta = 0$ that would correspond to our initial naive expectations, it is impossible to reproduce both the total BR [that amounts to $9.38(16)\%$ PDG [15]] and the P -wave contribution simultaneously for $a_{1,2}$ values within the benchmark estimates. Beyond this, the Dalitz-plot distribution shows an interference pattern amongst the S and P waves that necessarily requires an additional relative phase, as already observed in Refs. [1,37]. This is a clear indication of nonfactorizable effects [3,4] for the S -wave contribution, the origin of which we speculate about later in our analysis. In the following and abandoning the most conservative naïve-factorization approach, we consider the possibility that such effects can still be effectively incorporated by adopting complex Wilson coefficients, which is nevertheless a common practice in the field; see Refs. [3–5], and references therein. To do so, we take independent Wilson coefficients a_i^P and $a_i^Se^{i\delta}$, with $a_i^{S,P}$ real, that can be physically interpreted as assigning different Wilson coefficients for the $D^+ \rightarrow \bar{K}^*\pi^+$ and $D^+ \rightarrow \bar{K}_0^*\pi^+$ subprocesses. Also, to help stabilize the fit and try to keep the Wilson coefficients not far from benchmark estimates, it is useful to use priors in the fitting procedure.⁷ Employing a

⁷In particular, our results assume Gaussian priors with $a_1^P = 1.31(8)$, $a_1^S = 1.31(31)$, $a_2^{S,P} = -0.55(30)$, and $\delta = 118(24)^\circ$; see also Appendix D.

this framework. Were this sign to be opposite, one would require $a_1 \leq 0.61$ and $|a_2| \leq 0.32$ (with the equal sign achieved for either $a_{1,2} = 0$) that significantly deviates from the benchmark values for a_1 . In conclusion, the preceding discussion highlights that the naïve-factorization approach offers a satisfactory description for $D^+ \rightarrow K^-\pi^+\pi^+$ decays concerning the P wave, albeit its prediction remains highly sensitive to the values of the Wilson coefficients. To determine the precise $a_{1,2}$ values, we propose a fitting procedure that will be feasible once we incorporate the S -wave contribution in the following subsection.

B. Complete description

To close our discussion and to extract our final results for the Wilson coefficients, we consider the full contribution, consisting on the S - and P -wave contributions. For later convenience, we consider independent Wilson coefficients $a_{1,2}^{S(P)}$ for the S and P waves, obtaining for the full BR in 10^{-2} units

Monte Carlo procedure that assumes Gaussian noise for the data and priors to fully account for correlations, we find⁸

$$\begin{aligned} a_1^P &= 1.40(8)_{\text{data}}(3)_S(1)_P[9], \\ a_2^P &= -0.43(4)_{\text{data}}(2)_S(3)_P(2)_{F^{D\pi}}[6], \end{aligned} \quad (37)$$

$$\begin{aligned} a_1^S &= 2.04(17)_{\text{data}}(23)_S(1)_P[29], \\ a_2^S &= -0.80(15)_{\text{data}}(1)_S(1)_P(5)_{F^{D\pi}}[16], \end{aligned} \quad (38)$$

$$\delta = (116(3)_{\text{data}}(2)_S(1)_P[4])^\circ, \quad (39)$$

where the quantity in brackets refers to the total uncertainty that is obtained by combining the individual ones in quadrature. The fit yields $\text{BR} = 9.13(5)_{\text{data}}(1)_S(0)_P[5]\%$, a P -wave $\text{BR} = 0.94(4)_{\text{data}}(3)_S[5]\%$, and the Dalitz-plot and invariant mass distribution shown in Figs. 4 and 5. The description reproduces well all quantities and provides a reasonable approximation to first order, even if the fine details of the invariant mass distribution are not precisely reproduced (that is partly related to the 1.5σ deviation displayed by the total BR). This is nevertheless to be expected given that accurate descriptions of the Dalitz-plot

⁸The uncertainties correspond to data, S - and P -wave model uncertainties, and $F^{D\pi}$ form factor uncertainties. Whenever any source of uncertainty is irrelevant for a given parameter, this is omitted.

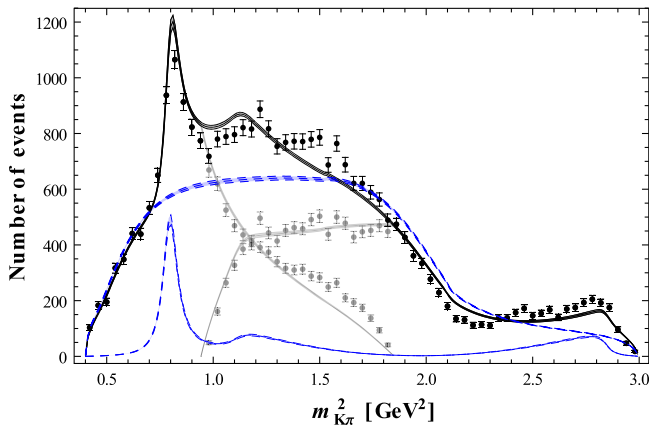


FIG. 4. Differential decay width for $D^+ \rightarrow K^- \pi^+ \pi^+$ compared to E791 data [37]. The dark gray band represents our model, while the light gray bands represent the low- and high-mass parts of the spectra. The dashed blue lines represent the scalar and vector components in our model. The bands are dominated by our MC fit uncertainties but do not contain inherent uncertainties from the naïve-factorization hypothesis.

seem to require, at this precision, nonresonant $I = 2$ and $3/2$ contributions [9,10,37,38] that are beyond our approach. While these can be incorporated in more sophisticated frameworks, this is commonly at the expense of abandoning the underlying microscopic theory. In the following, we discuss some aspects regarding the value found for the Wilson coefficients and the naïve-factorization hypothesis. The result for a_i^P notably lies within benchmark estimates, signifying an excellent performance of naïve factorization (it is worth reiterating that such outcome critically relies on the predicted relative signs

between the $a_{1,2}$ contributions). By contrast, this is not the case for the a_i^S coefficients. Furthermore, the latter require an additional overall phase that could be questioned on the basis of analyticity and unitarity, despite *ad hoc* complex phases being common in phenomenological descriptions of D decays [3–5]. In our perspective, this additional phase can be attributed to genuine three-body effects that are beyond the naïve-factorization hypothesis and can alter the original S -wave phase; see, for instance, [10]. The reason for such effects to be stronger for the S wave might be its flat behavior, as compared to the P wave that is fully dominated by the $\bar{K}^*(892)$ contribution that could make rescattering effects relevant along the entire spectra. It is important to note that, while our phase is not dynamical, it can be viewed as its average value in the vicinity of the $\bar{K}^*(892)$ region, where the S and P waves exhibit significant interference. Indeed, the observed positive shift in this window is similar to the one found in Ref. [10]. Summarizing, it seems that strict naïve factorization exhibits a successful performance in determining the P -wave contribution in this process, whereas the S wave receives sizable nonfactorizable effects which can be nonetheless effectively accommodated in this picture by introducing complex Wilson coefficients, a common procedure found in the literature. We have argued that such coefficients can be attributed to genuine three-body effects and the absence of quasi-two-body dynamics for the S wave. To further test this hypothesis and to better constrain the Wilson coefficients (that, for the a_i^S cases, largely depend on the assumed priors; see Appendix D), we propose studying $D_s^+ \rightarrow K^+ K^+ \pi^-$ decays that were not discussed in Ref. [1] and can provide further insight in this respect.

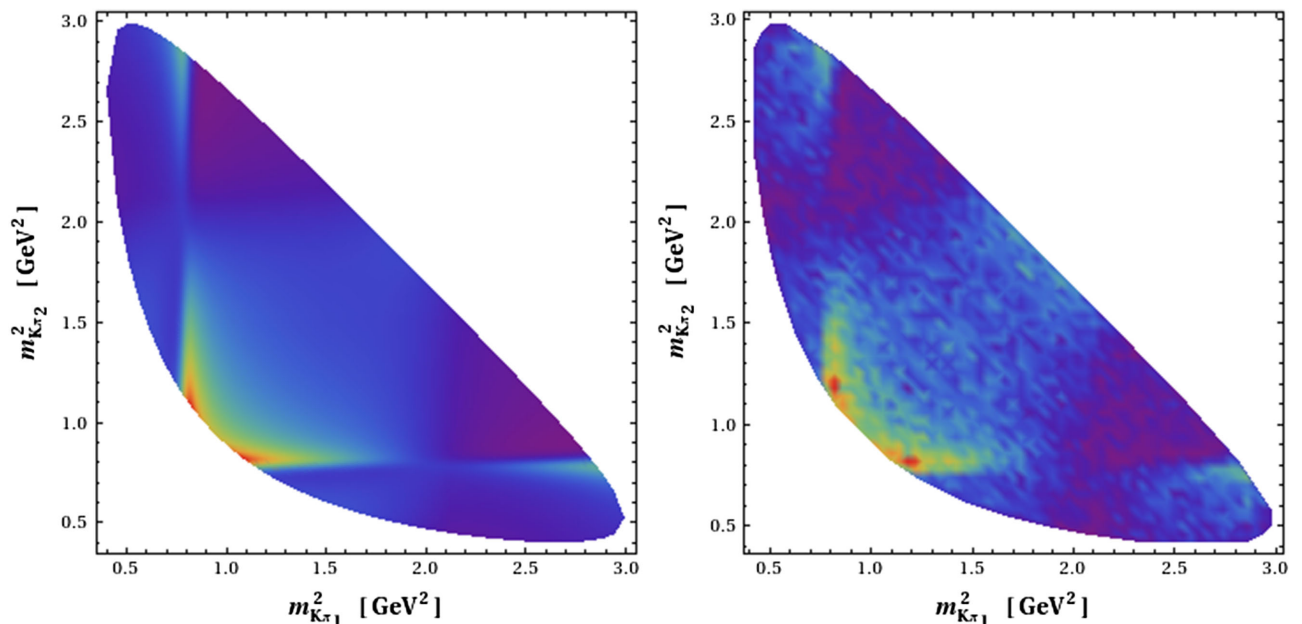


FIG. 5. The symmetrized Dalitz plot for $D^+ \rightarrow K^- \pi^+ \pi^+$ in our model (left) together with the experimental one from E791 [37] (right).

V. CASE II: $D_s^+ \rightarrow K^+ K^+ \pi^-$ DECAYS

One advantage of the naïve-factorization approach over more sophisticated approaches lies in its connection with the underlying microscopic theory. This connection enables us to relate $D^+ \rightarrow K^- \pi^+ \pi^+$ to $D_s^+ \rightarrow K^+ K^+ \pi^-$ decays, partially accounting for $SU(3)$ -breaking effects, that allows us to test our concluding hypothesis in the previous section. In particular, the connection from $D^+ \rightarrow K^- \pi^+ \pi^+$ to $D_s^+ \rightarrow K^+ K^+ \pi^-$ decays is achieved through the following replacements:

$$\begin{aligned} f_\pi &\rightarrow f_K, & F_{+(0)}^{D\pi}(s) &\rightarrow F_{+(0)}^{D_s K}(s), \\ F_4^{D\pi}(m_\pi^2, s, t) &\rightarrow F_4^{D_s K}(m_K^2, s, t), \end{aligned} \quad (40)$$

as well as $V_{ud}V_{cs}^* \rightarrow V_{us}V_{cd}^*$, $m_{D^+} \rightarrow m_{D_s}$, and $m_{K^\pm} \leftrightarrow m_{\pi^\pm}$ where necessary. We take $f_K/f_\pi = 1.193(2)$ [15] and $F_{+(0)}^{D_s K}(0) = 0.720(84)(13)$ [39] as well as effective masses $m_{D_s^0}$. Regarding the semileptonic form factors, there are results in Ref. [39] that show a similar pattern for the relative strengths but do not report the overall normalization. We assume it to be the same based on approximate U -spin symmetry. With our model above and taking our results from previous section, we find $\text{BR} = 0.71(22)_{\text{MC}}(14)_{F^{D_s K}}[26] \times 10^{-4}$, while for the P -wave one we find a fit fraction $0.29(10)_{\text{MC}}(2)_{F^{D_s K}}[11]$ (the invariant mass distribution is also shown as a light gray band in Fig. 6). Compared to the experimental result for the total $\text{BR} = 1.27(3) \times 10^{-4}$ [15] and for the P -wave fit fraction, $0.47(22)(15)$ [40], we find seemingly lower values, albeit once more within large uncertainties. Still, since we found that a_i^S values had a sizable dependence on the assumed priors, it is still possible to reproduce both decays at once. To explore this possibility and to better constrain the Wilson coefficients, we propose a combined

fit that incorporates the total BR for $D_s^+ \rightarrow K^+ K^+ \pi^-$, obtaining

$$\begin{aligned} a_1^P &= 1.37(7)_{\text{data}}(6)_S(1)_P(2)_{F^{D_s K}}[9], \\ a_2^P &= -0.42(4)_{\text{data}}(4)_S(3)_P(2)_{F^{D_s K}}(1)_{F^{D_s \pi}}[7], \end{aligned} \quad (41)$$

$$\begin{aligned} a_1^S &= 2.41(2)_{\text{data}}(26)_S(0)_P(7)_{F^{D_s K}}[27], \\ a_2^S &= -0.48(1)_{\text{data}}(3)_{F^{D_s \pi}}(6)_{F^{D_s K}}[7], \end{aligned} \quad (42)$$

$$\delta = (119(3)_{\text{data}}(2)_S[4])^\circ. \quad (43)$$

Regarding $D^+ \rightarrow K^- \pi^+ \pi^+$ decays, these values imply $\text{BR} = 9.14(5)_{\text{data}}(1)_P[5]\%$, and P -wave $\text{BR} = 0.93(4)_{\text{data}}(4)_S[6]\%$, essentially the same as in the previous section. Regarding $D_s^+ \rightarrow K^+ K^+ \pi^-$ decays, the new fit drastically improves the results. In particular, we obtain $\text{BR} = 1.27(3)_{\text{data}}(1)_S(0)_P[3] \times 10^{-4}$, in excellent agreement, while the P -wave fit fraction is reduced to $0.14(1)_{\text{data}}(3)_S(2)_P(2)_{F^{D_s K}}(4)_{F^{D_s \pi}}[6]$, in agreement with experiment at 1.2σ and suggesting a lower value. The Dalitz plot and invariant mass distribution for $D^+ \rightarrow K^- \pi^+ \pi^+$ decays remain the same, while the corresponding quantities for $D_s^+ \rightarrow K^+ K^+ \pi^-$ decays are shown in Fig. 6. It is remarkable that the interference pattern in the Dalitz plot is in excellent agreement with recent LHCb results [41], that confirms once more an overall phase around 120° among the S and P waves and reinforces our unified model. In addition, the invariant mass distribution seems in good agreement with the one in Ref. [40] that is subject to large uncertainties. Unfortunately, those datasets are not available. Summarizing, $D^+ \rightarrow K^- \pi^+ \pi^+$ and $D_s^+ \rightarrow K^+ K^+ \pi^-$ decays support a good performance of naïve factorization regarding the P -wave contribution that amounts to a quasi-two-body decay. This is not the case for the S -wave contribution that seems to require sizable

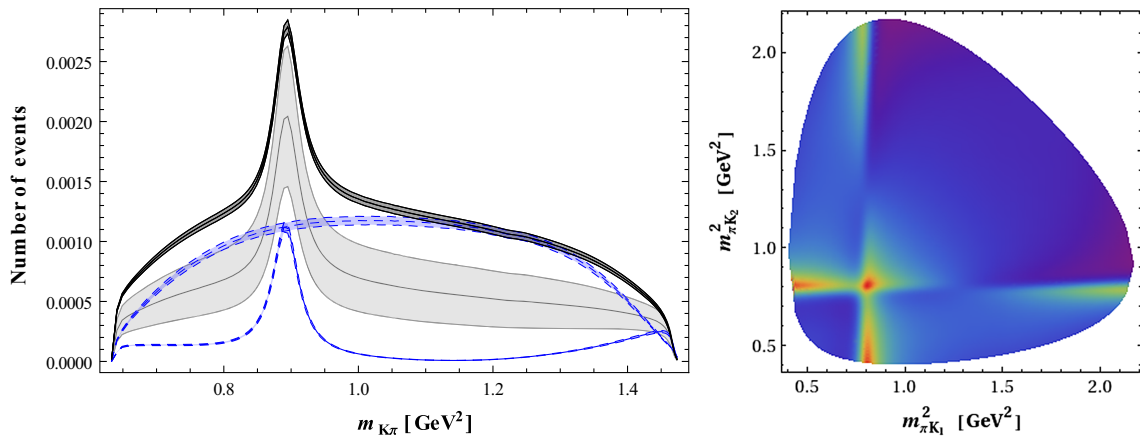


FIG. 6. Left: invariant mass distribution for $D_s^+ \rightarrow K^+ K^+ \pi^-$ decays. Our predictions from $D^+ \rightarrow K^- \pi^+ \pi^+$ decays are shown as light gray bands, whereas our fit result is shown as a gray band. The S -wave and P -wave contributions are shown as dashed blue bands. Right: Dalitz plot. Note, in particular, the depleted lower-left corner that requires the same relative scalar phase as in $D^+ \rightarrow K^- \pi^+ \pi^+$ decays.

nonfactorizable effects. These can be nevertheless effectively encapsulated within the naïve-factorization approach through modified scalar Wilson coefficients that we ascribed to genuine three-body effects and the absence of quasi-two-body dynamics in the scalar channel. In order to strengthen our findings, it would be interesting to have a detailed Dalitz plot analysis from Ref. [41] that would allow us to test our predictions for differential quantities. Likewise, we have large uncertainties from the current determination of $F_{+(0)}^{D_s^+ K}(0)$. It would help reduce the current uncertainty if future lattice calculations become available. Similarly, it would be very interesting to have some higher-statistic measurement of semileptonic $D_s^+ \rightarrow K^+ \pi^- \ell^+ \nu$ and $D^+ \rightarrow K^- \pi^+ \mu^+ \nu$ decays to better understand the involved form factors and to better judge the quality of our current description.

VI. CONCLUSIONS

In this work, we have performed a study of $D^+ \rightarrow K^- \pi^+ \pi^+$ and $D_s^+ \rightarrow K^+ K^+ \pi^-$ decays using the naïve-factorization framework, following the work in Ref. [1]. Compared to that work, we have taken advantage of the precise data that have become available for semileptonic $D^+ \rightarrow K^- \pi^+ \ell^+ \nu_\ell$ decays [2]. To that purpose, we have adopted a parametrization that incorporates final-state $K\pi$ interactions and fulfills analyticity and unitarity constraints below higher inelasticities, finding differences compared to Ref. [1], particularly for the S wave. The resulting parametrization may be interesting in itself for experimentalists, and we encourage them to adopt it in future studies.

Armed with these results, that were missing in Ref. [1], we have revisited the description of $D^+ \rightarrow K^- \pi^+ \pi^+$ decays. Compared to Ref. [1], with our new parametrization, we are in the position to infer the relevant Wilson coefficients from $D^+ \rightarrow K^- \pi^+ \pi^+$ decays. Remarkably, the P -wave contribution was accurately reproduced for benchmark values of the Wilson coefficients, a critical outcome given its strong dependence on the relative sign of $a_{1,2}$ contributions, which is predicted within our framework. Interestingly, the result is highly sensitive to the Wilson coefficients. By contrast, the S -wave contribution requires substantial deviations from benchmark values as well as a complex phase. While in our opinion this represents a departure from the strict factorization framework, it effectively provides a reasonable description and is nevertheless common to phenomenological descriptions of D decays. We attribute this to genuine three-body effects, beyond the capabilities of naïve factorization, and to the absence of an effective quasi-two-body description for the S -wave channel.

To test our hypothesis and to better constrain the Wilson coefficients, we have investigated their counterpart in D_s mesons decays, specifically, $D_s^+ \rightarrow K^+ K^+ \pi^-$ decays, that were not explored in Ref. [1]. Notoriously, the results confirm the possibility to have a combined description

for both decays. Our findings reaffirm that the P -wave contribution is successfully captured by the naïve-factorization framework, whereas the S -wave can again be effectively described by adopting complex Wilson coefficients. Remarkably, the overall phase, which is predicted from $D^+ \rightarrow K^- \pi^+ \pi^+$ decays, successfully predicts the interference pattern observed in the Dalitz plot of $D_s^+ \rightarrow K^+ K^+ \pi^-$ decays.

In the future, it would be interesting to have a available Dalitz-plot analysis, for which LHCb has accumulated data [41]. In addition, further results on semileptonic decays (possibly with muons), as well as $D_{(s)} \rightarrow \pi(K)$ form factors, would allow us to further test our results.

ACKNOWLEDGMENTS

P. S.-P. thanks J. Nieves for discussions on semileptonic form factors. This work has been supported by the European Union's Horizon 2020 Research and Innovation Program under Grants No. 754510 (EU, H2020-MSCA-COFUND2016) and No. 824093 (H2020-INFRAIA-2018-1), the Spanish Ministry of Science and Innovation under Grants No. PID2020-112965GB-I00 and No. PID2020-114767GB-I00, Junta de Andalucía under Grants No. POSTDOC_21_00136 and No. FQM-225, and the Secretaria d'Universitats i Recerca del Departament d'Empresa i Coneixement de la Generalitat de Catalunya under Grant No. 2021 SGR 00649. IFAE is partially funded by the CERCA program of the Generalitat de Catalunya.

APPENDIX A: DEFINITIONS FOR

$D^+ \rightarrow K^- \pi^+ \ell^+ \nu_\ell$ DECAYS

1. Phase space and kinematics

For this process, we take the conventions in Ref. [42]. Note, in particular, that our lepton-hadron-plane angle (ϕ in the following) defined in Fig. 7 has opposite sign to that in Refs. [2,20] (χ in the following). The phase space can be described in terms of the invariant masses $p_{K\pi(\ell\nu)}^2 = s_{K\pi(\ell\nu)}$, angles in the hadronic and leptonic reference frames $\theta_{K\pi(\ell\nu)}$, and hadron-lepton plane angle. For the calculation, all that is required is ($p_{ij} = p_i + p_j$, $\bar{p}_{ij} = p_i - p_j$)

$$p_{K\pi} \cdot p_{\ell\nu} = (m_D^2 - s_{K\pi} - s_{\ell\nu})/2 \equiv z, \quad (\text{A1})$$

$$\bar{p}_{K\pi} \cdot p_{\ell\nu} = \tilde{\Delta}_{K\pi} z + X \beta_{K\pi} \cos \theta_{K\pi} \equiv \zeta, \quad (\text{A2})$$

$$p_{K\pi} \cdot \bar{p}_{\ell\nu} = \tilde{\Delta}_{\ell\nu} z + X \beta_{\ell\nu} \cos \theta_{\ell\nu}, \quad (\text{A3})$$

$$\begin{aligned} \bar{p}_{K\pi} \cdot \bar{p}_{\ell\nu} = & [z(\tilde{\Delta}_{K\pi} \tilde{\Delta}_{\ell\nu} + \beta_{K\pi} \beta_{\ell\nu} \cos \theta_{K\pi} \cos \theta_{\ell\nu}) \\ & + X(\tilde{\Delta}_{K\pi} \beta_{\ell\nu} \cos \theta_{\ell\nu} + \tilde{\Delta}_{\ell\nu} \beta_{K\pi} \cos \theta_{K\pi})] \\ & - \sqrt{s_{K\pi} s_{\ell\nu}} \beta_{K\pi} \beta_{\ell\nu} \sin \theta_{K\pi} \sin \theta_{\ell\nu} \cos \phi, \quad (\text{A4}) \end{aligned}$$

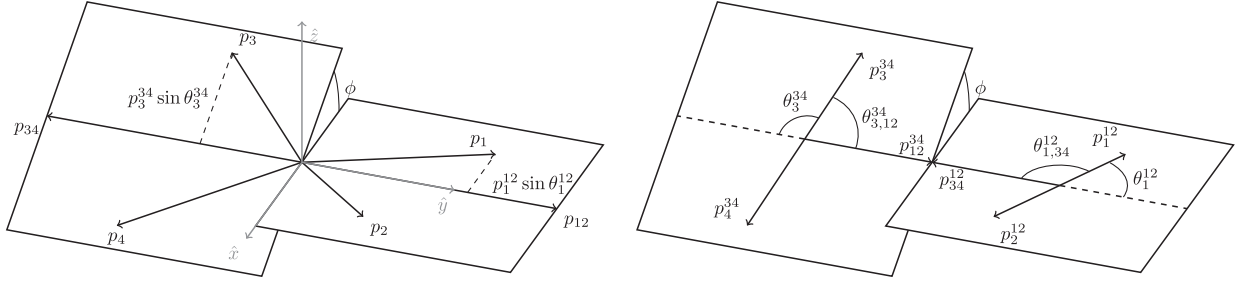


FIG. 7. Definitions for the phase space variables in $D^+ \rightarrow K^- \pi^+ \ell^+ \nu_\ell$ decays. The particle labeling reads $\{1, 2, 3, 4\} = \{K^-, \pi^+, \ell^+, \nu\}$.

$$e^{p_{K\pi} \bar{p}_{K\pi} p_{\ell\nu} \bar{p}_{\ell\nu}} = -X \sqrt{s_{K\pi} s_{\ell\nu}} \beta_{K\pi} \beta_{\ell\nu} \sin \theta_{K\pi} \sin \theta_{\ell\nu} \sin \phi, \quad (\text{A5})$$

where $\tilde{\Delta}_{ij} = (p_i^2 - p_j^2)/p_{ij}^2$, $\beta_{ij} = \lambda_{ij}^{1/2}/p_{ij}^2$, $X = \lambda_{K\pi, \ell\nu}^{1/2}/2$, and $\lambda_{ij} = [p_{ij}^2 - (p_i^2 + p_j^2)]^2 - 4p_i^2 p_j^2$. Finally, the differential phase space can be defined as

$$d\Phi_4 = \frac{1}{(4\pi)^6} \frac{1}{2m_D^2} X \beta_{K\pi} \beta_{\ell\nu} ds_{K\pi} ds_{\ell\nu} d \cos \theta_{K\pi} d \cos \theta_{\ell\nu} d\phi. \quad (\text{A6})$$

2. Decay width

Following Eq. (4) and the notation for the hadronic form factors in Eqs. (7) and (9)–(12), the differential decay width is given by

$$d\Gamma = \frac{G_F^2 |V_{cs}|^2}{(4\pi)^6 m_D^3} X \beta_{K\pi} \beta_{\ell\nu} (H^{\mu\nu} L_{\mu\nu}) ds_{K\pi} ds_{\ell\nu} \times d \cos \theta_{K\pi} d \cos \theta_{\ell\nu} d\phi. \quad (\text{A7})$$

Taking in parallel to Ref. [20] the following decomposition⁹ (for corresponding CP -related D^- decays, $\phi \rightarrow -\phi$ needs to be taken):

$$\begin{aligned} H^{\mu\nu} L_{\mu\nu} \equiv & I_1 + I_2 \cos 2\theta_{\ell\nu} + I_3 \sin^2 \theta_{\ell\nu} \cos 2\phi \\ & + I_4 \sin 2\theta_{\ell\nu} \cos \phi + I_5 \sin \theta_{\ell\nu} \cos \phi \\ & + I_6 \cos \theta_{\ell\nu} - I_7 \sin \theta_{\ell\nu} \sin \phi \\ & - I_8 \sin 2\theta_{\ell\nu} \sin \phi - I_9 \sin^2 \theta_{\ell\nu} \sin 2\phi, \end{aligned} \quad (\text{A8})$$

the results in Ref. [20] are modified for finite lepton masses ($m_\nu = 0$) as follows:

$$\begin{aligned} I_1 = \frac{1}{4} \beta_{\ell\nu} \left[\left(1 + \frac{m_\ell^2}{s_{\ell\nu}} \right) |F_1|^2 + \frac{3}{2} \sin^2 \theta_{K\pi} \left(1 + \frac{m_\ell^2}{3s_{\ell\nu}} \right) (|F_2|^2 \right. \\ \left. + |F_3|^2) + \frac{2m_\ell^2}{s_{\ell\nu}} |F_4|^2 \right], \end{aligned} \quad (\text{A9})$$

⁹Note, in particular, the minus sign in the I_{7-9} terms due to our ϕ definition.

$$I_2 = -\frac{1}{4} \beta_{\ell\nu}^2 \left[|F_1|^2 - \frac{1}{2} \sin^2 \theta_{K\pi} (|F_2|^2 + |F_3|^2) \right], \quad (\text{A10})$$

$$I_3 = -\frac{1}{4} \beta_{\ell\nu}^2 [|F_2|^2 - |F_3|^2] \sin^2 \theta_{K\pi}, \quad (\text{A11})$$

$$I_4 = \frac{1}{2} \beta_{\ell\nu}^2 \text{Re}(F_1 F_2^*) \sin \theta_{K\pi}, \quad (\text{A12})$$

$$I_5 = \beta_{\ell\nu} \text{Re} \left[F_1 F_3^* + \frac{m_\ell^2}{s_{\ell\nu}} F_4 F_2^* \right] \sin \theta_{K\pi}, \quad (\text{A13})$$

$$I_6 = \beta_{\ell\nu} \text{Re} \left[F_2 F_3^* \sin^2 \theta_{K\pi} - \frac{m_\ell^2}{s_{\ell\nu}} F_1 F_4^* \right], \quad (\text{A14})$$

$$I_7 = \beta_{\ell\nu} \text{Im} \left[F_1 F_2^* + \frac{m_\ell^2}{s_{\ell\nu}} F_4 F_3^* \right] \sin \theta_{K\pi}, \quad (\text{A15})$$

$$I_8 = \frac{1}{2} \beta_{\ell\nu}^2 \text{Im}(F_1 F_3^*) \sin \theta_{K\pi}, \quad (\text{A16})$$

$$I_9 = -\frac{1}{2} \beta_{\ell\nu}^2 \text{Im}(F_2 F_3^*) \sin^2 \theta_{K\pi}, \quad (\text{A17})$$

which in the $m_\ell \rightarrow 0$ coincides with that in Ref. [20]. Note that the hadronic matrix element can also be expressed in terms of the F_i form factors as ($\xi = \Delta_{K\pi} X + z \beta_{K\pi} \cos \theta_{K\pi}$)

$$\begin{aligned} \langle K^- \pi^+ | \bar{s} \gamma^\mu (1 - \gamma^5) c | D^+ \rangle \\ = \frac{iF_1}{X} \left(p_{K\pi}^\mu - p_{\ell\nu}^\mu \frac{z}{s_{\ell\nu}} \right) + \frac{iF_4}{s_{\ell\nu}} p_{\ell\nu}^\mu \\ + \frac{iF_2}{\beta_{K\pi} \sqrt{s_{K\pi} s_{\ell\nu}}} \left[\left(\bar{p}_{K\pi}^\mu - p_{\ell\nu}^\mu \frac{\zeta}{s_{\ell\nu}} \right) - \frac{\xi}{X} \left(p_{K\pi}^\mu - p_{\ell\nu}^\mu \frac{z}{s_{\ell\nu}} \right) \right] \\ - \frac{F_3}{\beta_{K\pi} X \sqrt{s_{K\pi} s_{\ell\nu}}} e^{\mu p_{\ell\nu} p_{K\pi} \bar{p}_{K\pi}}. \end{aligned} \quad (\text{A18})$$

APPENDIX B: DEFINITIONS IN $D^+ \rightarrow K^- \pi^+ \pi^+$ DECAYS

Following Eq. (2) and the notation in Sec. III B and Ref. [1], the matrix element of this process can be expressed as $\mathcal{M} = -i \frac{G_F}{\sqrt{2}} V_{ud} V_{cs}^* [\mathcal{M}(s, t) + \mathcal{M}(t, s)]$, where

$$\begin{aligned} \mathcal{M}(s, t) = & \frac{-a_1 f_\pi}{1 - m_\pi^2/m_{D_s}^2} \left[\chi_S^{\text{eff}}(m_D^2 - s) F_0^{D\ell^4}(s) - N(s) F_+^{D\ell^4}(s) \frac{1}{2} \left(\chi_B^{\text{eff}} + \frac{m_D^2 - s}{2} \chi_C^{\text{eff}} \right) \right] \\ & + a_2 \left[\frac{(m_D^2 - m_\pi^2)(m_K^2 - m_\pi^2)}{s} F_0^{K\pi}(s) F_0^{D\pi}(s) + N(s) F_+^{K\pi}(s) F_+^{D\pi}(s) \right], \end{aligned} \quad (\text{B1})$$

with $F_{0,+}^{K\pi,D\pi}(s)$ standing for the relevant scalar (vector) form factors as defined in Ref. [1] and $N(s) = t - u - (m_D^2 - m_\pi^2)(m_K^2 - m_\pi^2)/s$ defined below Eq. (27). Consequently, the differential decay width can be expressed in terms of the Dalitz variables as

$$d\Gamma = \frac{1}{2} \frac{1}{(2\pi)^3} \frac{1}{32m_D^3} \frac{G_F^2 |V_{ud}V_{cs}^*|^2}{2} |\mathcal{M}(s, t) + \mathcal{M}(t, s)|^2. \quad (\text{B2})$$

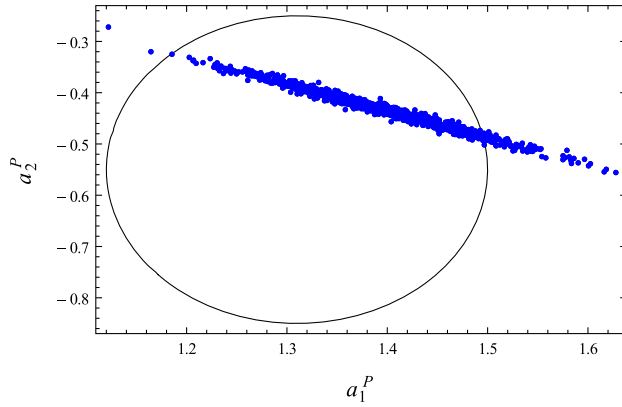
In our work, we adopt $|V_{ud}V_{cs}^*| = 0.971(17)$ [15], $G_F = 1.1663787 \times 10^{-5} \text{ GeV}^{-2}$, and $\Gamma_{D^+} = 6.33 \times 10^{-13} \text{ GeV}$.

APPENDIX C: THE VECTOR FORM FACTOR DESCRIPTION

The phase for the vector form factor is that of the following [32]:

$$\begin{aligned} \tilde{f}_+^{K\pi} = & \frac{m_{K^*}^2 - \left(\frac{192\pi}{\sigma_{K\pi}^3} \frac{\gamma_{K^*}}{m_{K^*}} \right) H_{K\pi}(0) + \gamma s}{m_{K^*}^2 - s - \left(\frac{192\pi}{\sigma_{K\pi}^3} \frac{\gamma_{K^*}}{m_{K^*}} \right) H_{K\pi}(s)} \\ & - \frac{\gamma s}{m_{K^{*t}}^2 - s - \left(\frac{192\pi}{\sigma_{K\pi}^3} \frac{\gamma_{K^{*t}}}{m_{K^{*t}}} \right) H_{K\pi}(s)}, \end{aligned} \quad (\text{C1})$$

with $\sigma_{K\pi}^2(s) = \lambda(s, m_K^2, m_\pi^2)/s^2$, where we used the Kahlén function $\lambda(a, b, c) = a^2 + b^2 + c^2 - 2ab - 2ac - 2bc$, and with



$$\begin{aligned} H_{K\pi}(s) = & \frac{1}{(4\pi)^2} \frac{1}{12} \left[s \sigma_{K\pi}^2(s) \bar{B}_0(s; m_K^2, m_\pi^2) - \frac{s}{2} \ln \frac{m_\pi^2 m_K^2}{\mu^4} \right. \\ & \left. - \frac{(\Sigma_{K\pi}^2 - \Delta_{K\pi}^2 - \frac{s \Sigma_{K\pi}}{2}) \ln \frac{m_K^2}{m_\pi^2}}{\Delta_{K\pi}} + \left(\frac{2}{3} s - 2 \Sigma_{K\pi} \right) \right], \end{aligned} \quad (\text{C2})$$

with $\Delta_{K\pi} = m_K^2 - m_\pi^2$ and $\Sigma_{K\pi} = m_K^2 + m_\pi^2$. The function \bar{B} is defined in terms of the one-loop two-point function $\bar{B}(s, m_K^2, m_\pi^2) = B(s, m_K^2, m_\pi^2) - B(0, m_K^2, m_\pi^2)$ and reads

$$\begin{aligned} \bar{B}(s, m_K^2, m_\pi^2) = & \frac{1}{2} \left[2 + \left(\frac{\Delta_{K\pi}}{s} - \frac{\Sigma_{K\pi}}{\Delta_{K\pi}} \right) \ln \frac{m_\pi^2}{m_K^2} \right. \\ & \left. + 2 \sigma_{K\pi}(s) \ln \left(\frac{\Sigma_{K\pi} + s \sigma_{K\pi} - s}{2 m_K m_\pi} \right) \right]. \end{aligned} \quad (\text{C3})$$

In order to match their pole position, we use the same parameters $m_{K^*} = 0.94338(69) \text{ GeV}$, $\gamma_{K^*} = 0.06666(8) \text{ GeV}$ and $m_{K^{*t}} = 1.379(36) \text{ GeV}$, $\gamma_{K^{*t}} = 0.196(66) \text{ GeV}$. Concerning γ , we choose $\gamma = 0$ instead of $\gamma = -0.034$, since BESIII finds no evidence for a $K^*(1410)$. Still, the model allows for an easy extension to study possible effects of the $K^*(1410)$.

APPENDIX D: SOME RESULTS FROM THE FIT

In Fig. 8, we show our distribution of $a_1^{P,S}$ vs $a_2^{P,S}$ parameters obtained in our MC analysis. The benchmark

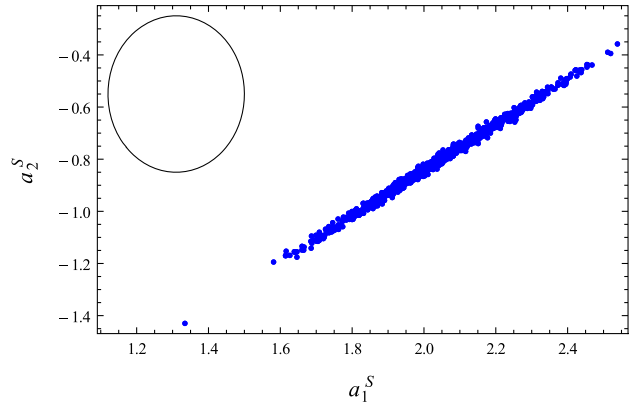


FIG. 8. The vector (left) and scalar (right) Wilson coefficients as obtained from our MC fit in Sec. IV. The blue points are the results from the MC fitting procedure, whereas the ellipsis are the theoretically preferred values for the Wilson coefficients. Note, in particular, the strong correlations.

values are shown as an ellipse. A strong correlation among them is clear. Note, in particular, that a_i^P parameters fit well within benchmark estimates. This allows us to better

constrain them using priors. On turn, a_i^S values do not fit within the ellipse, that implies a large dependence on the assumed priors. This can be remedied by using D_s decays.

-
- [1] D. R. Boito and R. Escribano, *Phys. Rev. D* **80**, 054007 (2009).
 - [2] M. Ablikim *et al.* (BESIII Collaboration), *Phys. Rev. D* **94**, 032001 (2016).
 - [3] H.-Y. Cheng, *Eur. Phys. J. C* **26**, 551 (2003).
 - [4] Q. Qin, H.-n. Li, C.-D. Lü, and F.-S. Yu, *Phys. Rev. D* **89**, 054006 (2014).
 - [5] J. P. Dedonder, R. Kamiński, L. Leśniak, and B. Loiseau, *Phys. Rev. D* **103**, 114028 (2021).
 - [6] P. C. Magalhaes, M. R. Robilotta, K. S. F. F. Guimaraes, T. Frederico, W. de Paula, I. Bediaga, A. C. d. Reis, C. M. Maekawa, and G. R. S. Zarnauskas, *Phys. Rev. D* **84**, 094001 (2011).
 - [7] K. S. F. F. Guimarães, O. Lourenço, W. de Paula, T. Frederico, and A. C. dos Reis, *J. High Energy Phys.* **08** (2014) 135.
 - [8] P. C. Magalhães and M. R. Robilotta, *Phys. Rev. D* **92**, 094005 (2015).
 - [9] S. X. Nakamura, *Phys. Rev. D* **93**, 014005 (2016).
 - [10] F. Niecknig and B. Kubis, *J. High Energy Phys.* **10** (2015) 142.
 - [11] M. Diakonou and F. Diakonou, *Phys. Lett. B* **216**, 436 (1989).
 - [12] J. A. Oller, *Phys. Rev. D* **71**, 054030 (2005).
 - [13] A. J. Buras, *Nucl. Phys.* **B434**, 606 (1995).
 - [14] M. Neubert, V. Rieckert, B. Stech, and Q. P. Xu, *Adv. Ser. Dir. High Energy Phys.* **10**, 286 (1992).
 - [15] R. L. Workman *et al.* (Particle Data Group), *Prog. Theor. Exp. Phys.* **2022**, 083C01 (2022).
 - [16] M. Jamin, J. A. Oller, and A. Pich, *Phys. Rev. D* **74**, 074009 (2006).
 - [17] D. R. Boito, R. Escribano, and M. Jamin, *J. High Energy Phys.* **09** (2010) 031.
 - [18] J. M. Link *et al.* (FOCUS Collaboration), *Phys. Lett. B* **544**, 89 (2002).
 - [19] R. A. Briere *et al.* (CLEO Collaboration), *Phys. Rev. D* **81**, 112001 (2010).
 - [20] C. L. Y. Lee, M. Lu, and M. B. Wise, *Phys. Rev. D* **46**, 5040 (1992).
 - [21] B. Bajc, S. Fajfer, R. J. Oakes, and T. N. Pham, *Phys. Rev. D* **58**, 054009 (1998).
 - [22] V. Bernard, M. Oertel, E. Passemar, and J. Stern, *Phys. Lett. B* **638**, 480 (2006).
 - [23] V. Bernard, M. Oertel, E. Passemar, and J. Stern, *Phys. Rev. D* **80**, 034034 (2009).
 - [24] V. Bernard, *J. High Energy Phys.* **06** (2014) 082.
 - [25] M. Wirbel, B. Stech, and M. Bauer, *Z. Phys. C* **29**, 637 (1985).
 - [26] C. W. Bernard, A. X. El-Khadra, and A. Soni, *Phys. Rev. D* **45**, 869 (1992).
 - [27] K. C. Bowler, N. M. Hazel, H. Hoerber, R. D. Kenway, D. G. Richards, L. Lellouch, J. Nieves, C. T. Sachrajda, and H. Wittig (UKQCD Collaboration), *Phys. Rev. D* **51**, 4905 (1995).
 - [28] J. D. Richman and P. R. Burchat, *Rev. Mod. Phys.* **67**, 893 (1995).
 - [29] D. Melikhov and B. Stech, *Phys. Rev. D* **62**, 014006 (2000).
 - [30] B. Bajc, S. Fajfer, and R. J. Oakes, *Phys. Rev. D* **53**, 4957 (1996).
 - [31] A. Khodjamirian, *Hadron Form Factors: From Basic Phenomenology to QCD Sum Rules* (CRC Press, Taylor & Francis Group, Boca Raton, FL, 2020).
 - [32] R. Escribano, S. González-Solís, M. Jamin, and P. Roig, *J. High Energy Phys.* **09** (2014) 042.
 - [33] M. Jamin, J. A. Oller, and A. Pich, *Nucl. Phys.* **B587**, 331 (2000).
 - [34] H. A. Bethe, *Phys. Rev.* **76**, 38 (1949).
 - [35] C. Albertus, E. Hernandez, J. Nieves, and J. M. Verde-Velasco, *Phys. Rev. D* **71**, 113006 (2005).
 - [36] V. Lubicz, L. Riggio, G. Salerno, S. Simula, and C. Tarantino (ETM Collaboration), *Phys. Rev. D* **96**, 054514 (2017); **99**, 099902(E) (2019).
 - [37] E. M. Aitala *et al.* (E791 Collaboration), *Phys. Rev. Lett.* **89**, 121801 (2002).
 - [38] G. Bonvicini *et al.* (CLEO Collaboration), *Phys. Rev. D* **78**, 052001 (2008).
 - [39] M. Ablikim *et al.* (BESIII Collaboration), *Phys. Rev. Lett.* **122**, 061801 (2019).
 - [40] P. del Amo Sanchez *et al.* (BABAR Collaboration), *Phys. Rev. D* **83**, 052001 (2011).
 - [41] R. Aaij *et al.* (LHCb Collaboration), *J. High Energy Phys.* **03** (2019) 176.
 - [42] K. Kampf, J. Novotný, and P. Sanchez-Puertas, *Phys. Rev. D* **97**, 056010 (2018).