

# Conclusive probe of the charged Higgs solution of $P'_5$ and $R_{D^{(*)}}$ discrepancies

Syuhei Iguro<sup>\*</sup>

*Institute for Theoretical Particle Physics (TTP), Karlsruhe Institute of Technology (KIT),  
Engesserstraße 7, 76131 Karlsruhe, Germany  
and Institute for Astroparticle Physics (IAP), Karlsruhe Institute of Technology (KIT),  
Hermann-von-Helmholtz-Platz 1, 76344 Eggenstein-Leopoldshafen, Germany*



(Received 6 March 2023; accepted 18 April 2023; published 2 May 2023)

We consider a general two Higgs doublet model which can simultaneously solve discrepancies in neutral  $B$  meson decay ( $b \rightarrow s\ell\bar{\ell}$  distribution) and charged  $B$  meson decay ( $b \rightarrow c\tau\bar{\nu}$ ) with a charged Higgs. The model contains two additional neutral scalars at the same mass scale and predicts distinctive signals at the LHC. Based on the recent same-sign top search by the ATLAS collaboration, we found the constraint on the scalar mass spectrum. To probe the remaining mass window, we propose a novel  $cg \rightarrow t\tau\bar{\tau}$  process at the LHC.

DOI: [10.1103/PhysRevD.107.095004](https://doi.org/10.1103/PhysRevD.107.095004)

## I. INTRODUCTION

The current flavor anomalies in  $B$  meson decays, e.g., deviations in angular distribution in  $b \rightarrow s\mu\bar{\mu}$  processes, so-called  $P'_5$  [1–11],<sup>1</sup> and lepton flavor violation of  $\bar{B} \rightarrow D^{(*)}\tau\bar{\nu}$  [23–36] can be solved with a light charged scalar ( $H^+$ ) from a generic two Higgs doublet model (G2HDM) [37,38].<sup>2</sup> Although a significant deviation in the lepton flavor universality test in  $b \rightarrow s\ell\bar{\ell}$  transition where  $\ell = e, \mu$  has disappeared in the recent LHCb measurement [63,64] thanks to the improved electron tagging method. Furthermore, the deviation in  $B_s \rightarrow \mu\bar{\mu}$  has gone [65] and, consequently the explicit priority of the vector–axial vector ( $V - A$ ) like interaction no longer exists [13].

<sup>\*</sup>igurosyuhei@gmail.com

<sup>1</sup>Different from lepton flavor universality ratio  $R_{K^{(*)}} = \text{BR}(B \rightarrow K^{(*)}\mu\bar{\mu})/\text{BR}(B \rightarrow K^{(*)}e\bar{e})$ , there is sizable hadronic parameter dependence. For instance sizable charm hadronic contributions would also explain the deviation, see Refs. [12,13] for instance. On the other hand, the tension between measured  $\text{BR}(B_s \rightarrow \phi\mu\bar{\mu})$  [14],  $\text{BR}(\Lambda_b \rightarrow \Lambda\mu\bar{\mu})$  [15] and  $\text{BR}(B \rightarrow K^{(*)}\mu\bar{\mu})$  [5] and the SM predictions [16–22] can be relaxed with the vector contribution.

<sup>2</sup>The possibility was originally pointed out in Ref. [37], and recently revisited in Ref. [38]. It is noted that thanks to the relaxed constraint from  $B_c \rightarrow \tau\bar{\nu}$  [39–42] and the experimental shift,  $H^+$  can now explain  $R_{D^{(*)}} = \text{BR}(\bar{B} \rightarrow D^{(*)}\tau\bar{\nu})/\text{BR}(\bar{B} \rightarrow D^{(*)}\ell\bar{\nu})$  within  $1\sigma$  [43]. See also Refs. [44,45] for the SM prediction. For the individual explanation, see, Refs. [46–50] for  $b \rightarrow s\ell\bar{\ell}$  and Refs. [51–62] for  $R_{D^{(*)}}$ .

Published by the American Physical Society under the terms of the [Creative Commons Attribution 4.0 International](https://creativecommons.org/licenses/by/4.0/) license. Further distribution of this work must maintain attribution to the author(s) and the published article's title, journal citation, and DOI. Funded by SCOAP<sup>3</sup>.

Those recent changes brought charged Higgs solution back into the game and makes it more appealing. There days, due to the disappearance of  $R_{K^{(*)}}$  puzzle, there is a psychological tone down for the  $B$  anomalies, though, it is a fact that there are still about  $3 \sim 4\sigma$  discrepancies in  $b \rightarrow s\ell\bar{\ell}$  and  $b \rightarrow c\tau\bar{\nu}$  processes.

Interestingly a successful charm penguin contribution to the flavor universal vector operator of  $b \rightarrow s\ell\bar{\ell}$  and tree level  $b \rightarrow c\tau\bar{\nu}$  transition are both controlled by the common  $\bar{b}_L c_R H^-$  interaction where the corresponding Yukawa coupling is denoted as  $\rho_u^{tc}$ . In the G2HDM, the coupling  $\rho_u^{tc}$  induces  $\bar{l}_L c_R \phi$  interaction where  $\phi = H, A$  denotes additional neutral scalars which are  $SU(2)_L$  partners of the charged Higgs. It is noted that the additional doublet with sizable  $\rho_u^{tc}$  is discussed with the spontaneous  $CP$  violating scenario [66,67] and the electroweak baryogenesis (EWBG) [68].<sup>3,4</sup>

The available mass range of the charged scalar for the simultaneous explanation is bounded from the above based on the  $\tau\bar{\nu}$  resonance searches at the LHC [71] as  $m_{H^+} \leq 400$  GeV [72]. Although in Ref. [61] we theoretically showed that the  $b + \tau\bar{\nu}$  resonance search is a powerful tool to probe the remaining parameters, the corresponding experimental search has not been performed.

Different from recent studies which mainly focus on the charged scalar collider phenomenology in light of deviations in  $B$  meson decays [60,61,73], we consider the collider signal of additional neutral scalars. Although connection between sizable  $\rho_u^{tc}$  and neutral scalars mediated multitop final states at the LHC has been discussed in

<sup>3</sup>They used the closed time path formalism [69] to evaluate the produced baryon number.

<sup>4</sup>Very recently authors of Ref. [70] revisited the  $\rho_u^{tc}$  EWBG.

Refs. [56,72,74–78],<sup>5</sup> last summer, the ATLAS collaboration reported the game changing result [83]. They searched for the G2HDM in top-associated processes and directly set the upper limit on  $\rho_u^{tc}$ . In this paper, we reinterpret the constraint in light of the simultaneous explanation and propose an additional process to cover the remaining parameter space thorough the neutral scalars. Thanks to the electroweak precision data even after the controversial CDF result [84], the mass of those additional scalars ( $m_\phi$ ) should be similar to  $m_{H^+}$  up to  $\mathcal{O}(v)$  where  $v = 246$  GeV denotes the vacuum expectation value. Therefore it would be natural to consider the LHC phenomenology to fully probe the interesting parameter space.

The outline of the paper is given as follows. In Sec. II we introduce the model setup and explain the relevant parameters. The favored region and upper limit on the additional scalars are summarized in Sec. III. In Sec. IV we investigate the model prediction of top-associated processes. Summary and discussion will be given in Sec. V.

## II. MODEL SETUP

We consider a two Higgs doublet model (2HDM) where an additional scalar doublet is introduced to the SM. The general scalar potential of the model is given as

$$\begin{aligned} V(H_1, H_2) = & M_{11}^2 H_1^\dagger H_1 + M_{22}^2 H_2^\dagger H_2 - (M_{12}^2 H_1^\dagger H_2 + \text{H.c.}) \\ & + \frac{\lambda_1}{2} (H_1^\dagger H_1)^2 + \frac{\lambda_2}{2} (H_2^\dagger H_2)^2 \\ & + \lambda_3 (H_1^\dagger H_1)(H_2^\dagger H_2) + \lambda_4 (H_1^\dagger H_2)(H_2^\dagger H_1) \\ & + \frac{\lambda_5}{2} (H_1^\dagger H_2)^2 + \{\lambda_6 (H_1^\dagger H_1) \\ & + \lambda_7 (H_2^\dagger H_2)\} (H_1^\dagger H_2) + \text{H.c.} \end{aligned} \quad (1)$$

Here, we work in the *Higgs basis* where only one doublet takes the VEV [85,86]:

$$H_1 = \begin{pmatrix} G^+ \\ \frac{1}{\sqrt{2}}(v + h + iG^0) \end{pmatrix}, \quad H_2 = \begin{pmatrix} H^+ \\ \frac{1}{\sqrt{2}}(H + iA) \end{pmatrix}, \quad (2)$$

where  $G^+$  and  $G^0$  denotes the NG bosons. It is noted that alignment where the SM  $h$  lives in  $H_1$  is considered to avoid the constraint from  $t \rightarrow ch$  [87–89]. For simplicity, we further assume the  $CP$ -conserving scalar potential and then one can define the  $CP$ -even and -odd scalar mass eigenstates. The SM-like Higgs is  $h$  and  $H$  and  $A$  correspond to additional the  $CP$ -even and -odd neutral scalars. Masses differences among additional scalars are given as,

<sup>5</sup>See, also Refs. [79–82] for the earlier works to probe  $\rho_u^{tc}$  in a flavor changing top decay.

TABLE I. Setup of the Yukawa couplings.

| Yukawa coupling | $ \rho_u^{tc} $ | $ \rho_e^{\tau\tau} $ | Others e.g. $ \rho_u^{tt} $ |
|-----------------|-----------------|-----------------------|-----------------------------|
| Size            | $\simeq 0.5$    | $\mathcal{O}(0.1)$    | $\ll 10^{-2}$               |

$$m_H^2 = m_A^2 + \lambda_5 v^2, \quad m_{H^+}^2 = m_A^2 - \frac{\lambda_4 - \lambda_5}{2} v^2. \quad (3)$$

It is noted that other potential couplings does not affect the following discussion.

When the both doublets couple to all fermions, the Higgs bosons have flavor violating interactions in general. In this paper we take the bottom-up approach and introduce the interaction Lagrangian of the heavy scalars relevant to  $b \rightarrow s\ell\bar{\ell}$  and  $b \rightarrow c\tau\bar{\nu}$ ,

$$\begin{aligned} \mathcal{L}_{\text{int}} = & \rho_u^{tc} \frac{H + iA}{\sqrt{2}} (\bar{t} P_R c) + \rho_e^{\tau\tau} \frac{H - iA}{\sqrt{2}} (\bar{\tau} P_R \tau) \\ & + V_{id}^* \rho_u^{tc} H^- (\bar{d}_i P_R c) - \rho_e^{\tau\tau} H^- (\bar{\tau} P_L \nu_\tau) + \text{H.c.}, \end{aligned} \quad (4)$$

where  $P_{L/R} = (1 \mp \gamma_5)/2$  and  $V$  are a chirality projection operator and Cabbibo-Kobayashi-Maskawa matrix [90,91], respectively. The neutral scalar interaction and the charged scalar interaction are related by the  $SU(2)_L$  rotation. We assume that all the other Yukawa couplings are tiny and negligible for simplicity (see Table I). With this assumption  $t \rightarrow bH^+$  is suppressed and hence the bound from  $t \rightarrow bH^+ \rightarrow b\bar{b}c$  [92–95] does not give a stringent constraint even for  $m_{H^+} \leq m_t - m_b$ . It is noted that phenomenologically the size of ditop coupling,  $\rho_u^{tt}$  should be  $\lesssim \mathcal{O}(10^{-2})$  to evade the constraint from  $pp \rightarrow \phi \rightarrow \tau\bar{\tau}$  [96,97]. For the more detailed phenomenological analysis with other Yukawa couplings, see Refs. [52,56,98] where B, D, and K meson flavor physics has been investigated in detail. We will also discuss this point in Sec. V.

For the later convenience we show the approximate formulas for the partial decay width,

$$\Gamma(\phi \rightarrow \tau\bar{\tau}) \simeq \frac{|\rho_e^{\tau\tau}|^2}{16\pi} m_\phi, \quad \Gamma(\phi \rightarrow tc) \simeq \frac{3|\rho_u^{tc}|^2 m_\phi}{16\pi} \beta^2(m_\phi), \quad (5)$$

where  $\Gamma(\phi \rightarrow tc) = \Gamma(\phi \rightarrow t\bar{c}) + \Gamma(\phi \rightarrow \bar{t}c)$  and  $\beta(m_\phi) = (1 - \frac{m_t^2}{m_\phi^2})$  are defined.<sup>6</sup>

## III. SUMMARY OF THE AVAILABLE PARAMETER REGION

First we consider the charged Higgs contribution to flavor universal  $b \rightarrow s\ell\bar{\ell}$ . Since the coupling dependence

<sup>6</sup>In this paper we neglect light fermion masses, though, one can trivially include the effect.

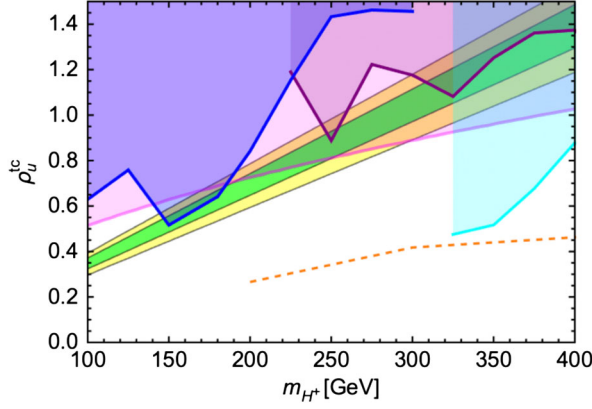


FIG. 1. The favored region of  $C_9^c$  is shown in green ( $1\sigma$ ) and yellow ( $2\sigma$ ) on the  $\rho_u^{tc}$  vs  $m_{H^+}$  plane.  $B_s - \bar{B}_s$  mixing constraint excludes the magenta region. Cyan, purple, blue regions are excluded by low mass dijet resonance searches. The orange dashed line corresponds to the upper limit from the same-sign top search adopted from Ref. [83] assuming  $m_{H^+} = m_H$ . See the main text for further detail.

is different among  $b \rightarrow s\ell\bar{\ell}$  (induced by the charm penguin  $\propto |\rho_u^{tc}|^2$ ) and the most constraining flavor process,  $B_s - \bar{B}_s$  mixing (charged Higgs box  $\propto |\rho_u^{tc}|^4$ ), we can set an upper limit on the charged Higgs mass [37,38]. The relevant Hamiltonian for  $b \rightarrow s\ell\bar{\ell}$  in our model is given as

$$\mathcal{H}_{\text{eff}} = -\frac{\alpha G_F}{\sqrt{2}\pi} V_{tb} V_{ts}^* C_9 (\bar{s}\gamma^\mu P_L b) (\bar{l}\gamma_\mu l) + \text{H.c.}, \quad (6)$$

where  $l = e, \mu$  and  $\tau$ . We note that contribution from  $Z$  penguin is small enough to neglect. We follow the prescription in Ref. [38] and use the following numerical formula,

$$C_9^l(\mu_b) \simeq -0.95 \left( \frac{|\rho_u^{tc}|}{0.7} \right)^2 \left( \frac{200 \text{ GeV}}{m_{H^+}} \right)^2. \quad (7)$$

This should be compared with the recent global fit to  $b \rightarrow s\ell\bar{\ell}$  data of  $C_9^l(\mu_b) = -0.95 \pm 0.13$  [99].<sup>7</sup> In Fig. 1, we show  $1(2)\sigma$  favored region in green (yellow) on the  $m_{H^+}$  vs  $\rho_u^{tc}$  plane. Since we also has the upper limit on the mass as  $m_{H^+} \leq 400$  GeV and the lower limit from the LEP experiment [100], we focus on  $100 \text{ GeV} \leq m_{H^+} \leq 400$  GeV. As mentioned above  $B_s$  meson mixing puts the most stringent flavor constraint [101] which is shown in magenta.

In this mass region, dijet resonance searches at the LHC are able to set the upper limit on  $\rho_u^{tc}$  [60]. We overlay the constraint from the (bottom flavored) dijet searches in blue [102], purple [103], and cyan [104] where

<sup>7</sup>This fit does not include  $B_s \rightarrow \mu\bar{\mu}$  and lepton flavor universality observables, e.g.,  $R_{K^{(*)}}$ . Since  $C_9$  operator does not contribute to  $B_s \rightarrow \mu\bar{\mu}$ , the result will be unchanged, though. The similar result is also reported in Ref. [13].

$\text{BR}(H^+ \rightarrow \bar{b}c) = 1$  is assumed. It is noted that as we will see soon later, we need a hierarchy of  $|\rho_u^{tc}| \gg |\rho_e^{\tau\tau}|$  for the simultaneous explanation. As a result  $H^+ \rightarrow \bar{b}c$  is the dominant decay mode in the minimal set up of Eq. (4) and hence the exclusion discussed above is unaffected.<sup>8</sup> We see that dijet constraints touch the interesting parameter region. Run 2 full data would be possible to improve the constraint further.

We move onto the explanation of the  $R_{D^{(*)}}$  discrepancy. The relevant interaction Hamiltonian is given as

$$\mathcal{H}_{\text{eff}} = 2\sqrt{2}G_F V_{cb} C_{S_L}^\tau (\bar{c}P_L b) (\bar{\tau}P_L \nu_\tau). \quad (8)$$

The charged Higgs contribution including renormalization group running corrections [108–111], is approximately given as

$$|C_{S_L}^\tau(\mu_b)| \simeq 0.83 \left( \frac{|\rho_u^{tc*} \rho_e^{\tau\tau}|}{0.03} \right) \left( \frac{200 \text{ GeV}}{m_{H^+}} \right)^2. \quad (9)$$

Adopting the analytic formulas of  $R_{D^{(*)}}$  in Ref. [60]<sup>9</sup> latest  $1\sigma$  explanation is realized with  $0.68 \lesssim |C_{S_L}^\tau(\mu_b)| \lesssim 1.13$ .<sup>10</sup> By combining Eqs. (7) and (9), one can see that the simultaneous explanation requires the large magnitude difference in  $\rho_u^{tc}$  and  $\rho_e^{\tau\tau}$ .

So far we focused on the charged Higgs phenomenology, however, neutral scalar mass spectrum is constrained with the LHC data and electroweak precision observables. The last summer the ATLAS collaboration reported the result of the G2HDM search in top-associated processes [83] for  $m_\phi \geq 200$  GeV.<sup>11</sup> The relevant signal events include the same-sign top quarks. In Fig. 1, the constraint directly taken from Ref. [83] is shown in the orange dashed line assuming  $m_H = m_{H^+}$ .<sup>12</sup> It is observed that this same-sign top search would exclude the  $b \rightarrow s\ell\bar{\ell}$  explanation for  $m_\phi \geq 200$  GeV. Although there is a loophole in this same-sign top bound. There are two-types of the contributing Feynman diagrams, namely t-channel (left) and s-channel (right) as shown in Fig. 2. In both diagrams, due to the different  $CP$  nature of  $H$  and  $A$ , the amplitude cancels in the mass degenerate limit. The destructive interference for

<sup>8</sup>The stau search constraint [105,106] on the charged Higgs is very weak due to  $\text{BR}(H^+ \rightarrow \bar{b}c) \simeq 1$ . See, Fig. 4 of Ref. [107].

<sup>9</sup>Those analytic formulas used in Ref. [60] are consistent with the recent result [112] within the uncertainty.

<sup>10</sup>To fit the  $R_{D^{(*)}}$  data  $\rho_u^{tc*} \rho_e^{\tau\tau}$  needs to have a complex phase, however, this does not change the following discussion.

<sup>11</sup>To adopt the experimental data and extend the constraint down to  $m_\phi \simeq m_\tau$ , detailed distribution data is necessary. Although this data is not available in Ref. [83] and thus beyond the scope of this paper.

<sup>12</sup>In this analysis they only considered  $H$  to be present and ignore  $A$  for simplicity. If there is a mild mass difference of  $\mathcal{O}(10)$  GeV, the constraint will be more stringent by a factor of  $\sqrt{2}$ .

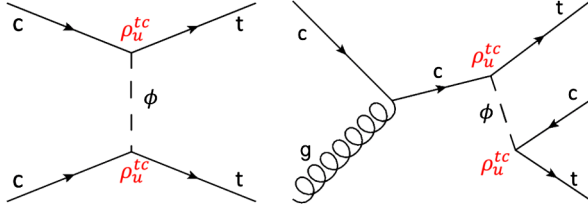


FIG. 2. The representative diagrams for the same-sign top final state at the LHC. In the numerical evaluation we include the charge conjugated processes also. The dominant contribution comes from the right diagram.

the dominant s-channel approximately happens up to the width difference [76]. For the simultaneous explanation,  $\rho_u^{tc}$  needs to be as large as 0.7 (0.8) for  $m_{H^+} = 200(250)$  GeV and hence the total width of  $\Gamma_\phi = 0.8(3.5)$  GeV is predicted. This indicates that  $|\lambda_5| \leq \mathcal{O}(10^{-2})$  is necessary for the simultaneous explanation with  $m_\phi \geq 200$  GeV. To simplify the analysis and evade the constraint we set  $m_A = m_H$  in the following.

On the other hand, additional neutral scalars dominantly decay to  $\tau\bar{\tau}$  for  $m_\phi \leq m_t$ . In that case, the electroweak pair production of neutral scalars results in multiple  $\tau$  final state. Such a region is studied in Ref. [113] and even only with Run 1 data [114] we can exclude our scenario of  $m_\phi \leq m_t$ . Furthermore do not have an explicit new physics signal with the Run 2 full data [115,116] and hence the exclusion is robust.

Besides, electroweak precision observables are helpful to further constrain the mass spectrum. We consider  $S$  and  $T$  parameter constraint<sup>13</sup> [117,118] both excluding and including recent controversial CDF result [84]. More concretely we use

$$S = 0.00 \pm 0.07, \quad T = 0.05 \pm 0.06, \quad (10)$$

with the correlation of  $\rho = 0.92$  [119] (denoted as 2021 fit) and

$$S = 0.086 \pm 0.077, \quad T = 0.177 \pm 0.070, \quad (11)$$

with the correlation of  $\rho = 0.89$  based on the global fit [120] (denoted as 2023 fit). Figure 3 shows  $\chi^2$  of  $S$  and  $T$  parameters as a function of  $m_\phi$  where  $m_{H^+} = 150$  GeV (blue), 200 GeV (orange) and 250 GeV (green) is fixed. Dashed and solid lines are drawn based on the 2021 fit and 2023 fit. We see that the favored  $m_\phi$  is different depending on the fit data. For  $m_{H^+} = 150$  GeV, the 2023 fit disfavors  $m_t \leq m_\phi \leq 200$  GeV more than  $2\sigma$ , while the 2021 fit allows the mass window.

<sup>13</sup>Since the deviation in  $U$  parameter is suppressed in this model and the uncertainty in  $S$  and  $T$  parameters will be reduced considerably, we set  $U = 0$ .

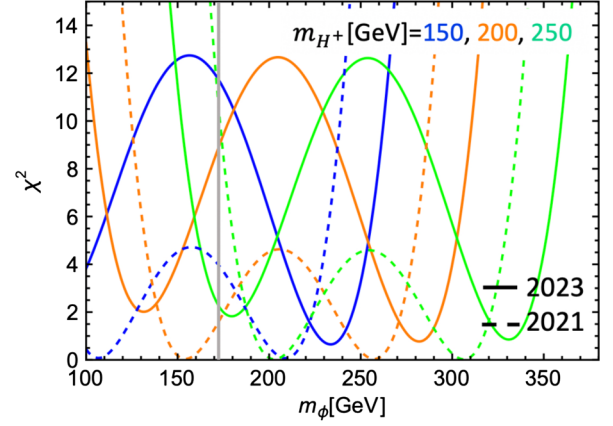


FIG. 3. The  $\chi^2$  based on  $S$  and  $T$  parameters before (dashed) and after (solid) the recent CDF result is shown as a function of  $m_\phi$ . For blue, orange and green lines,  $m_{H^+} = 150, 200, 250$  GeV are fixed. The gray vertical line corresponds to  $m_\phi = m_t$ .

In short section summary, for the simultaneous explanation we need to set  $m_t \leq m_\phi \leq 200$  GeV or  $\mathcal{O}(1)$  GeV level mass degeneracy among neutral scalars.

#### IV. EXOTIC TOP PROCESSES

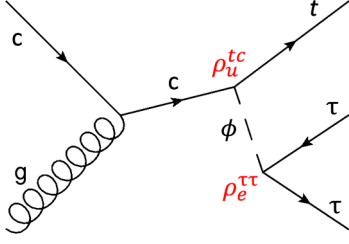
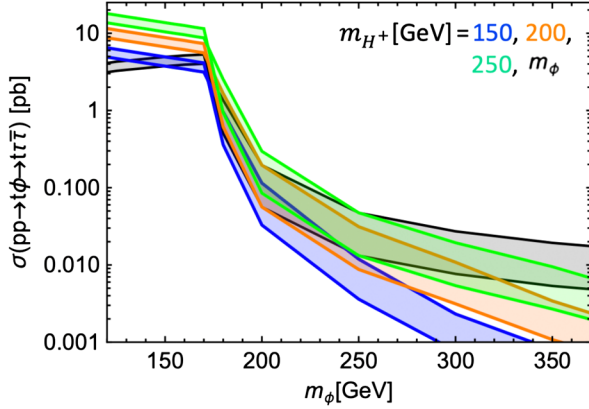
In order to fully probe the remaining mass window of  $m_\phi$  we propose another top-associated process, namely  $gc \rightarrow c \rightarrow t\phi \rightarrow t\tau\bar{\tau}$  where the relevant diagram is shown in Fig. 4.<sup>14</sup> In the mass window, even with the hierarchical coupling structure,  $\text{BR}(\phi \rightarrow \tau\bar{\tau})$  could be sizable due to the phase space suppression in  $\phi \rightarrow tc$  decay. The production cross section is calculated using MadGraph5\_aMC@NLO [122] using NNPDF2.3 [123] at the leading order in the five flavor scheme with  $\sqrt{s} = 13$  TeV. Figure 5 shows the cross section in pb as a function of  $m_\phi$ . The prediction of the  $1\sigma$  simultaneous explanation was obtained by fixing the charged Higgs mass  $m_{H^+} = 150$  GeV (blue), 200 GeV (orange), 250 GeV (green) and  $m_\phi$  (black). It is observed that bands are overlapping and the cross section is as large as  $30 \text{ fb} \sim 10 \text{ pb}$  for the mass window.<sup>15</sup> A heavier charged scalar predicts the larger signal rate since it requires larger couplings.

Estimating the size of the electroweak SM background (BG) is not difficult even for our mass range. For instance,  $tZq$  and  $thq$  production contribute to  $t + \tau\bar{\tau} + q$  final state with cross section of  $\simeq 50 \text{ fb}$  [124] and  $\simeq 5 \text{ fb}$  [125] where  $\tau\bar{\tau}$  comes from  $Z$  and  $h$  decay for each. Therefore the contribution from those processes are expected to be moderate. On the other hand, it is not easy to estimate the precise amount of the mistag associated BG e.g. from

<sup>14</sup>It would be worthwhile to mention that  $t\bar{t}$  inclusive cross section measurement still has an uncertainty of 70 pb [121] and does not exclude the scenario with  $gc \rightarrow c \rightarrow t\phi \rightarrow t\bar{t}c$  channel.

<sup>15</sup>For the numerical analysis we include  $\phi \rightarrow H^\pm W^\mp$  if the phase space is available.



FIG. 4. Representative diagram for  $gc \rightarrow c \rightarrow t\phi \rightarrow \tau\tau\bar{\tau}$ .FIG. 5. Prediction of  $\sigma(pp \rightarrow t\phi \rightarrow \tau\tau\bar{\tau})$  [pb] as a function of  $m_\phi$  for the simultaneous explanation of deviations in  $b \rightarrow s\ell\bar{\ell}$  and  $b \rightarrow c\tau\bar{\nu}$ .

$tW^-q \rightarrow t\tau\bar{\nu} + j$  and  $\bar{t}\bar{t} \rightarrow tW^-j \rightarrow t\tau\bar{\nu} + j$  where slashed final state will be mistagged as a hadronically decaying  $\tau$  ( $\tau_h$ ). For the precise determination we need a considerable help from the experimental side and thus investigating the sensitivity of this channel is beyond the scope of this paper.<sup>16</sup> Actually Ref. [126] searched for the  $thq$  production with  $h \rightarrow \tau\bar{\tau}$  with Run 2 full data. They set the upper limit of  $\mu = 8.1_{-7.5}^{+8.2}$  where  $\mu$  denotes a signal strength. This approximately leads to the upper limit on  $\sigma(thq \rightarrow t\tau\bar{q}) \lesssim 100$  fb for  $m_{\tau\tau} = 125$  GeV. Since the invariant mass of our signal is larger, the corresponding SMBG would be smaller and thus we can expect the better sensitivity.

## V. SUMMARY AND DISCUSSION

Recently the charged Higgs solution to  $B$  anomalies became more interesting than ever. The charged Higgs need to interact with left-handed bottom quark and thus can be a part of an additional doublet. Hence a two Higgs doublet model is a minimal model and there are also two additional neutral scalars. The Yukawa interaction of those scalars are related by  $SU(2)_L$  rotation and the simultaneous

<sup>16</sup>The charge asymmetry of the top quark would help to improve the sensitivity since the SM single top has the production asymmetry, while our signal does not have this feature.

explanation predicts distinctive signal at the LHC. The theoretical proposals to probe the solution via charged Higgs mediated processes was made last year, however, the crucial process has not been tested experimentally yet. Although, in the meantime, the ATLAS experiment reported the game changing constraint on the neutral scalars. In this letter we reinterpret the ATLAS constraint and obtained the condition for the mass spectrum of the additional neutral scalars:  $\mathcal{O}(1)$  GeV mass degeneracy among  $H$  and  $A$  or  $m_t \leq m_\phi \leq 200$  GeV where  $\phi$  denotes  $H$  and  $A$ . We also pointed out that the signal cross section of  $gc \rightarrow t\phi \rightarrow \tau\tau\bar{\tau}$  could be as large as  $10$  fb  $\sim 10$  pb for the mass window.

Imposing a  $U(1)$  Peccei-Quinn symmetry [127],  $\{H_1, H_2\} \rightarrow \{H_1, H_2 e^{i\alpha}\}$  can prohibit  $\lambda_5$  and realize the mass degeneracy of additional neutral scalars [128]. Although this symmetry should be broken since we also need Yukawa couplings,  $\rho_u^{tc}$  and  $\rho_e^{\tau\tau}$  and therefore the more complicated setup is necessary [129–132].

In general, other couplings, e.g., dibottom quark coupling, namely  $\rho_d^{bb}$  would be non-negligible. For instance, one would think that  $\mathcal{O}(10^{-2})$  of  $\rho_d^{bb}$  could reduce the branching ratio of  $\phi \rightarrow \tau\bar{\tau}$  thanks to the color factor and revive the scenario with  $m_\phi \leq m_t$ .<sup>17</sup> Although this is difficult since the ATLAS collaboration searched additional particles in flavor changing top decays set  $\mathcal{O}(10^{-4})$  upper bound on  $\text{BR}(t \rightarrow qX) \times \text{BR}(X \rightarrow b\bar{b})$  very recently [89]. Therefore an additional coupling to bottom quarks, does not save the scenario. Since  $c \rightarrow b$  miss tagging rate,  $\epsilon_{c \rightarrow b}$  is about  $15 \sim 20\%$  [133], even if neutral scalars decay into charm quarks, the scenario is difficult to survive the constraint. On the other hand,  $\rho_d^{bb}$  would be able to reduce signal rate of  $gc \rightarrow \tau\tau\bar{\tau}$  process.

It would be worthwhile to emphasize that the ATLAS bound [83] does not necessarily kill the solo  $R_{D^{(*)}}$  solution even without mass degeneracy. This is because that the contribution to  $C_{S_L}$  is proportional to the coupling product of  $\rho_u^{tc*} \rho_e^{\tau\tau}$  [see, Eq. (9)] and hence the larger  $\rho_e^{\tau\tau}$  allows the smaller  $\rho_u^{tc}$ . If we want to avoid the ATLAS bound on  $\rho_u^{tc}$  by setting  $m_A, m_H \leq 200$  GeV instead, electroweak precision parameters at  $2\sigma$  give the upper limit on the charged Higgs mass as  $m_{H^+} \leq 270$  GeV (290 GeV) for Eq. (10) [Eq. (11)]. In this case,  $t + \tau\bar{\tau}$  would provide a key test since  $\text{BR}(\phi \rightarrow \tau\bar{\tau})$  will be amplified compared to the scenario for the simultaneous explanation.

## ACKNOWLEDGMENTS

I would like to thank Ulrich Nierste, Marco Fedele, Hiroyasu Yonaha and Tepei Kitahara for the useful

<sup>17</sup>It is noted that even in that case  $C_{S_R}^c$ , where the chirality of quarks are flipped in Eq. (8), can not be large to affect  $R_{D^{(*)}}$  due to the  $V_{cb}$  suppression [56].

discussion and great encouragement. I appreciate Masaya Kohda for the exchange on the same-sign top signal in 2018. I also appreciate Javier Montejo Berlingen, Tamara Vazquez Schroeder and Shigeki Hirose for the

detailed information of Ref. [83]. The work is supported by the Deutsche Forschungsgemeinschaft (DFG, German Research Foundation) under Grant No. 396021762-TRR 257.

- 
- [1] R. Aaij *et al.* (LHCb Collaboration), *J. High Energy Phys.* **08** (2013) 131.
- [2] R. Aaij *et al.* (LHCb Collaboration), *J. High Energy Phys.* **07** (2013) 084.
- [3] R. Aaij *et al.* (LHCb Collaboration), *Phys. Rev. Lett.* **111**, 191801 (2013).
- [4] S. Chatrchyan *et al.* (CMS Collaboration), *Phys. Lett. B* **727**, 77 (2013).
- [5] R. Aaij *et al.* (LHCb Collaboration), *J. High Energy Phys.* **06** (2014) 133.
- [6] R. Aaij *et al.* (LHCb Collaboration), *J. High Energy Phys.* **09** (2015) 179.
- [7] R. Aaij *et al.* (LHCb Collaboration), *J. High Energy Phys.* **02** (2016) 104.
- [8] R. Aaij *et al.* (LHCb Collaboration), *Phys. Rev. Lett.* **125**, 011802 (2020).
- [9] A. M. Sirunyan *et al.* (CMS Collaboration), *J. High Energy Phys.* **04** (2021) 124.
- [10] R. Aaij *et al.* (LHCb Collaboration), *Phys. Rev. Lett.* **126**, 161802 (2021).
- [11] R. Aaij *et al.* (LHCb Collaboration), *J. High Energy Phys.* **11** (2021) 043.
- [12] M. Ciuchini, M. Fedele, E. Franco, S. Mishima, A. Paul, L. Silvestrini, and M. Valli, *J. High Energy Phys.* **06** (2016) 116.
- [13] M. Ciuchini, M. Fedele, E. Franco, A. Paul, L. Silvestrini, and M. Valli, *Phys. Rev. D* **107**, 055036 (2023).
- [14] R. Aaij *et al.* (LHCb Collaboration), *Phys. Rev. Lett.* **127**, 151801 (2021).
- [15] R. Aaij *et al.* (LHCb Collaboration), *J. High Energy Phys.* **06** (2015) 115; **09** (2018) 145(E).
- [16] P. Ball and R. Zwicky, *Phys. Rev. D* **71**, 014029 (2005).
- [17] R. R. Horgan, Z. Liu, S. Meinel, and M. Wingate, *Phys. Rev. Lett.* **112**, 212003 (2014).
- [18] R. R. Horgan, Z. Liu, S. Meinel, and M. Wingate, *Proc. Sci. LATTICE2014* (**2015**) 372 [arXiv:1501.00367].
- [19] A. Bharucha, D. M. Straub, and R. Zwicky, *J. High Energy Phys.* **08** (2016) 098.
- [20] W. Detmold, C. J. D. Lin, S. Meinel, and M. Wingate, *Phys. Rev. D* **87**, 074502 (2013).
- [21] C. Bobeth, G. Hiller, and D. van Dyk, *J. High Energy Phys.* **07** (2011) 067.
- [22] C. Bobeth, G. Hiller, D. van Dyk, and C. Wacker, *J. High Energy Phys.* **01** (2012) 107.
- [23] J. P. Lees *et al.* (BABAR Collaboration), *Phys. Rev. Lett.* **109**, 101802 (2012).
- [24] J. P. Lees *et al.* (BABAR Collaboration), *Phys. Rev. D* **88**, 072012 (2013).
- [25] M. Huschle *et al.* (Belle Collaboration), *Phys. Rev. D* **92**, 072014 (2015).
- [26] S. Hirose *et al.* (Belle Collaboration), *Phys. Rev. Lett.* **118**, 211801 (2017).
- [27] S. Hirose *et al.* (Belle Collaboration), *Phys. Rev. D* **97**, 012004 (2018).
- [28] A. Abdesselam *et al.* (Belle Collaboration), arXiv:1904.08794.
- [29] G. Caria *et al.* (Belle Collaboration), *Phys. Rev. Lett.* **124**, 161803 (2020).
- [30] R. Aaij *et al.* (LHCb Collaboration), *Phys. Rev. Lett.* **115**, 111803 (2015); **115**, 159901(E) (2015).
- [31] R. Aaij *et al.* (LHCb Collaboration), *Phys. Rev. Lett.* **120**, 171802 (2018).
- [32] R. Aaij *et al.* (LHCb Collaboration), *Phys. Rev. D* **97**, 072013 (2018).
- [33] M. Bordone, N. Gubernari, D. van Dyk, and M. Jung, *Eur. Phys. J. C* **80**, 347 (2020).
- [34] S. Iguro and R. Watanabe, *J. High Energy Phys.* **08** (2020) 006.
- [35] F. U. Bernlochner, Z. Ligeti, M. Papucci, M. T. Prim, D. J. Robinson, and C. Xiong, *Phys. Rev. D* **106**, 096015 (2022).
- [36] Y. Amhis *et al.* (HFLAV Collaboration), *Phys. Rev. D* **107**, 052008 (2023).
- [37] S. Iguro and Y. Omura, *J. High Energy Phys.* **05** (2018) 173.
- [38] G. Kumar, *Phys. Rev. D* **107**, 075016 (2023).
- [39] R. Alonso, B. Grinstein, and J. Martin Camalich, *Phys. Rev. Lett.* **118**, 081802 (2017).
- [40] A. Celis, M. Jung, X.-Q. Li, and A. Pich, *Phys. Lett. B* **771**, 168 (2017).
- [41] M. Blanke, A. Crivellin, S. de Boer, T. Kitahara, M. Moscati, U. Nierste, and I. Nišandžić, *Phys. Rev. D* **99**, 075006 (2019).
- [42] J. Aebischer and B. Grinstein, *J. High Energy Phys.* **07** (2021) 130.
- [43] S. Iguro, *Proceeding for FCCP2022* (to be published).
- [44] G. Martinelli, S. Simula, and L. Vittorio, *Phys. Rev. D* **105**, 034503 (2022).
- [45] G. Martinelli, S. Simula, and L. Vittorio, *Eur. Phys. J. C* **82**, 1083 (2022).
- [46] Q.-Y. Hu, X.-Q. Li, and Y.-D. Yang, *Eur. Phys. J. C* **77**, 190 (2017).
- [47] P. Arnan, D. Bečirević, F. Mescia, and O. Sumensari, *Eur. Phys. J. C* **77**, 796 (2017).
- [48] A. Arhrib, R. Benbrik, C. H. Chen, J. K. Parry, L. Rahili, S. Smlali, and Q. S. Yan, arXiv:1710.05898.

- [49] S.-P. Li, X.-Q. Li, Y.-D. Yang, and X. Zhang, *J. High Energy Phys.* **09** (2018) 149.
- [50] A. Crivellin, D. Müller, and C. Wiegand, *J. High Energy Phys.* **06** (2019) 119.
- [51] A. Crivellin, C. Greub, and A. Kokulu, *Phys. Rev. D* **86**, 054014 (2012).
- [52] A. Crivellin, A. Kokulu, and C. Greub, *Phys. Rev. D* **87**, 094031 (2013).
- [53] J. M. Cline, *Phys. Rev. D* **93**, 075017 (2016).
- [54] A. Crivellin, J. Heeck, and P. Stoffer, *Phys. Rev. Lett.* **116**, 081801 (2016).
- [55] J.-P. Lee, *Phys. Rev. D* **96**, 055005 (2017).
- [56] S. Iguro and K. Tobe, *Nucl. Phys.* **B925**, 560 (2017).
- [57] R. Martinez, C. F. Sierra, and G. Valencia, *Phys. Rev. D* **98**, 115012 (2018).
- [58] S. Fraser, C. Marzo, L. Marzola, M. Raidal, and C. Spethmann, *Phys. Rev. D* **98**, 035016 (2018).
- [59] P. Athron, C. Balazs, T. E. Gonzalo, D. Jacob, F. Mahmoudi, and C. Sierra, *J. High Energy Phys.* **01** (2022) 037.
- [60] S. Iguro, *Phys. Rev. D* **105**, 095011 (2022).
- [61] M. Blanke, S. Iguro, and H. Zhang, *J. High Energy Phys.* **06** (2022) 043.
- [62] M. Fedele, M. Blanke, A. Crivellin, S. Iguro, T. Kitahara, U. Nierste, and R. Watanabe, *Phys. Rev. D* **107**, 055005 (2023).
- [63] LHCb Collaboration, [arXiv:2212.09152](https://arxiv.org/abs/2212.09152).
- [64] LHCb Collaboration, [arXiv:2212.09153](https://arxiv.org/abs/2212.09153).
- [65] CMS Collaboration, Report No. CMS-PAS-BPH-21-006 (2022), <https://inspirehep.net/literature/2110198>.
- [66] T. D. Lee, *Phys. Rev. D* **8**, 1226 (1973).
- [67] U. Nierste, M. Tabet, and R. Ziegler, *Phys. Rev. Lett.* **125**, 031801 (2020).
- [68] K. Fuyuto, W.-S. Hou, and E. Senaha, *Phys. Lett. B* **776**, 402 (2018).
- [69] A. Riotto, in *ICTP Summer School in High-Energy Physics and Cosmology* (1998), pp. 326–436, [arXiv:hep-ph/9807454](https://arxiv.org/abs/hep-ph/9807454).
- [70] S. Kanemura and Y. Mura, [arXiv:2303.11252](https://arxiv.org/abs/2303.11252).
- [71] A. M. Sirunyan *et al.* (CMS Collaboration), *Phys. Lett. B* **792**, 107 (2019).
- [72] S. Iguro, Y. Omura, and M. Takeuchi, *Phys. Rev. D* **99**, 075013 (2019).
- [73] N. Desai, A. Mariotti, M. Tabet, and R. Ziegler, *J. High Energy Phys.* **11** (2022) 112.
- [74] S. Gori, C. Grojean, A. Juste, and A. Paul, *J. High Energy Phys.* **01** (2018) 108.
- [75] M. Kohda, T. Modak, and W.-S. Hou, *Phys. Lett. B* **776**, 379 (2018).
- [76] W.-S. Hou, M. Kohda, and T. Modak, *Phys. Lett. B* **786**, 212 (2018).
- [77] W.-S. Hou, T. Modak, and T. Plehn, *SciPost Phys.* **10**, 150 (2021).
- [78] W.-S. Hou and T. Modak, *Mod. Phys. Lett. A* **36**, 2130006 (2021).
- [79] L. J. Hall and M. B. Wise, *Nucl. Phys.* **B187**, 397 (1981).
- [80] W.-S. Hou, G.-L. Lin, C.-Y. Ma, and C. P. Yuan, *Phys. Lett. B* **409**, 344 (1997).
- [81] D. Atwood, L. Reina, and A. Soni, *Phys. Rev. D* **55**, 3156 (1997).
- [82] B. Altunkaynak, W.-S. Hou, C. Kao, M. Kohda, and B. McCoy, *Phys. Lett. B* **751**, 135 (2015).
- [83] ATLAS Collaboration, Report No. ATLAS-CONF-2022-039 (2022), <https://inspirehep.net/literature/2115751>.
- [84] T. Aaltonen *et al.* (CDF Collaboration), *Science* **376**, 170 (2022).
- [85] H. Georgi and D. V. Nanopoulos, *Phys. Lett. B* **82**, 95 (1979).
- [86] J. F. Donoghue and L. F. Li, *Phys. Rev. D* **19**, 945 (1979).
- [87] A. Tumasyan *et al.* (CMS Collaboration), *Phys. Rev. Lett.* **129**, 032001 (2022).
- [88] A. Tumasyan *et al.* (CMS Collaboration), *J. High Energy Phys.* **02** (2022) 169.
- [89] ATLAS Collaboration, [arXiv:2301.03902](https://arxiv.org/abs/2301.03902).
- [90] N. Cabibbo, *Phys. Rev. Lett.* **10**, 531 (1963).
- [91] M. Kobayashi and T. Maskawa, *Prog. Theor. Phys.* **49**, 652 (1973).
- [92] J. Hernandez-Sanchez, S. Moretti, R. Noriega-Papaqui, and A. Rosado, *J. High Energy Phys.* **07** (2013) 044.
- [93] A. M. Sirunyan *et al.* (CMS Collaboration), *J. High Energy Phys.* **11** (2018) 115.
- [94] A. G. Akeroyd, S. Moretti, and M. Song, *J. Phys. G* **49**, 085004 (2022).
- [95] ATLAS Collaboration, [arXiv:2302.11739](https://arxiv.org/abs/2302.11739).
- [96] G. Aad *et al.* (ATLAS Collaboration), *Phys. Rev. Lett.* **125**, 051801 (2020).
- [97] CMS Collaboration, Report No. CMS-PAS-HIG-21-001 (2022), <https://inspirehep.net/literature/2053982>.
- [98] S. Iguro and Y. Omura, *J. High Energy Phys.* **08** (2019) 098.
- [99] T. Hurth, F. Mahmoudi, D. Martinez Santos, and S. Neshatpour, [arXiv:2210.07221](https://arxiv.org/abs/2210.07221).
- [100] G. Abbiendi *et al.* (ALEPH, DELPHI, L3, OPAL, and LEP Collaborations), *Eur. Phys. J. C* **73**, 2463 (2013).
- [101] L. Di Luzio, M. Kirk, A. Lenz, and T. Rauh, *J. High Energy Phys.* **12** (2019) 009.
- [102] A. M. Sirunyan *et al.* (CMS Collaboration), *J. High Energy Phys.* **01** (2018) 097.
- [103] M. Aaboud *et al.* (ATLAS Collaboration), *Phys. Lett. B* **795**, 56 (2019).
- [104] A. M. Sirunyan *et al.* (CMS Collaboration), *Phys. Rev. Lett.* **120**, 201801 (2018).
- [105] G. Aad *et al.* (ATLAS Collaboration), *Phys. Rev. D* **101**, 032009 (2020).
- [106] CMS Collaboration, [arXiv:2207.02254](https://arxiv.org/abs/2207.02254).
- [107] S. Iguro, S. Okawa, and Y. Omura, *J. High Energy Phys.* **03** (2023) 010.
- [108] R. Alonso, E. E. Jenkins, A. V. Manohar, and M. Trott, *J. High Energy Phys.* **04** (2014) 159.
- [109] E. E. Jenkins, A. V. Manohar, and M. Trott, *J. High Energy Phys.* **01** (2014) 035.
- [110] M. González-Alonso, J. Martin Camalich, and K. Mimouni, *Phys. Lett. B* **772**, 777 (2017).
- [111] J. Aebischer, M. Fael, C. Greub, and J. Virto, *J. High Energy Phys.* **09** (2017) 158.
- [112] S. Iguro, T. Kitahara, and R. Watanabe, [arXiv:2210.10751](https://arxiv.org/abs/2210.10751).
- [113] E. J. Chun, Z. Kang, M. Takeuchi, and Y.-L. S. Tsai, *J. High Energy Phys.* **11** (2015) 099.

- [114] G. Aad *et al.* (ATLAS Collaboration), *J. High Energy Phys.* **04** (2014) 169.
- [115] A. Tumasyan *et al.* (CMS Collaboration), *J. High Energy Phys.* **04** (2022) 147.
- [116] ATLAS Collaboration, Report No. ATLAS-CONF-2022-042 (2022), <https://inspirehep.net/literature/2115748>.
- [117] M. E. Peskin and T. Takeuchi, *Phys. Rev. Lett.* **65**, 964 (1990).
- [118] M. E. Peskin and T. Takeuchi, *Phys. Rev. D* **46**, 381 (1992).
- [119] P. Zyla *et al.* (Particle Data Group), *Prog. Theor. Exp. Phys.* **2020**, 083C01 (2020).
- [120] J. de Blas, M. Pierini, L. Reina, and L. Silvestrini, *Phys. Rev. Lett.* **129**, 271801 (2022).
- [121] G. Aad *et al.* (ATLAS Collaboration), *Phys. Lett. B* **810**, 135797 (2020).
- [122] J. Alwall, R. Frederix, S. Frixione, V. Hirschi, F. Maltoni, O. Mattelaer, H. S. Shao, T. Stelzer, P. Torrielli, and M. Zaro, *J. High Energy Phys.* **07** (2014) 079.
- [123] R. D. Ball *et al.*, *Nucl. Phys.* **B867**, 244 (2013).
- [124] A. M. Sirunyan *et al.* (CMS Collaboration), *Phys. Rev. Lett.* **122**, 132003 (2019).
- [125] D. de Florian *et al.* (LHC Higgs Cross Section Working Group), [arXiv:1610.07922](https://arxiv.org/abs/1610.07922).
- [126] A. M. Sirunyan *et al.* (CMS Collaboration), *Eur. Phys. J. C* **81**, 378 (2021).
- [127] R. D. Peccei and H. R. Quinn, *Phys. Rev. Lett.* **38**, 1440 (1977).
- [128] G. C. Branco, P. M. Ferreira, L. Lavoura, M. N. Rebelo, M. Sher, and J. P. Silva, *Phys. Rep.* **516**, 1 (2012).
- [129] P. M. Ferreira and J. P. Silva, *Phys. Rev. D* **83**, 065026 (2011).
- [130] H. Serôdio, *Phys. Rev. D* **88**, 056015 (2013).
- [131] C.-W. Chiang, H. Fukuda, M. Takeuchi, and T. T. Yanagida, *J. High Energy Phys.* **11** (2015) 057.
- [132] F. Björkeröth, L. Di Luzio, F. Mescia, and E. Nardi, *J. High Energy Phys.* **02** (2019) 133.
- [133] ATLAS Collaboration, [arXiv:2211.16345](https://arxiv.org/abs/2211.16345).