


Quintessential cosmological tensions

Arsalan Adil^{*} and Andreas Albrecht[†]

*Center for Quantum Mathematics and Physics and Department of Physics and Astronomy
University of California Davis, One Shields Avenue, Davis, California 95616, USA*

Lloyd Knox[‡]

*Department of Physics and Astronomy University of California Davis,
One Shields Avenue, Davis, California 95616, USA*

 (Received 18 August 2022; accepted 7 December 2022; published 17 March 2023)

Several cosmological tensions have emerged in light of recent data, most notably in the inferences of the parameters H_0 and σ_8 . We explore the possibility of alleviating both these tensions *simultaneously* by means of the Albrecht-Skordis “quintessence” potential. The field can reduce the size of the sound horizon r_s^* while concurrently suppressing the power in matter density fluctuations before it comes to dominate the energy density budget today. Interestingly, this rich set of dynamics is governed entirely by one free parameter that is of $\mathcal{O}(10)$ in Planck units. We find that the inferred value of H_0 can be increased, while that of σ_8 can be decreased, both by $\approx 1\sigma$ compared to the Λ CDM case. However, ultimately the model is disfavored by Planck and BAO data alone, compared to the standard Λ CDM model, with a $\Delta\chi^2 \approx +6$. When including large scale structure and supernova data we find $\Delta\chi^2 \approx +1$. We note that historically much attention has been focused on preserving the three angular scales θ_D , θ_{EQ} , and θ_s^* to their Λ CDM values. Our work presents an example of how, while doing so indeed maintains a relatively good fit to the cosmic microwave background data for an increased number of ultrarelativistic species, it is *a priori* insufficient in maintaining such a fit in more general model spaces.

DOI: [10.1103/PhysRevD.107.063521](https://doi.org/10.1103/PhysRevD.107.063521)

I. INTRODUCTION

Much attention in cosmology today is devoted to tensions that exist between modern cosmological data and the standard “ Λ -Cold Dark Matter” (Λ CDM) cosmological model. Extensions to Λ CDM which modify the matter content around the time of last scattering have been explored in the hopes of addressing these tensions. The Albrecht-Skordis (AS) model [1,2] is a quintessence model in which the dark energy takes the form of an evolving scalar field with a number of special properties. One of these is that the scalar field contributes a significant fraction of the total energy density of the Universe starting at extremely early times, suggesting that it might offer relief from the cosmological tensions.

This paper offers a systematic analysis of the AS model in the context of modern cosmological data. We use the term “ASCDM” to refer to the model containing the same constituents as the Λ CDM model but where the cosmological constant Λ has been replaced with the AS quintessence field for dark energy. We carefully study the features

of the ASCDM model which suggest a resolution to the tensions, but ultimately show how these features are unable to make enough of a difference. We find that the best fit ASCDM model fits the data overall about as well as Λ CDM.

Quintessence has been dismissed as a possible remedy to the tensions in the literature often on the basis of simple parameterizations [3] (e.g., the Chevallier-Polarski-Linder parametrization [4,5] or the w CDM parametrization where the dark energy equation of state is varied) or by employing “tracking” and/or “freezing” quintessence models as in [6–8]. Such approaches may artificially disfavor the potential of quintessence to alleviate the cosmological tensions: a low-order Taylor expansion is simply unable to capture the rich dynamics and early-vs-late behavioral changes that a quintessence field, such as that of the AS model, can exhibit [9,10]; models that track the dominant energy component throughout cosmic history, and crucially *during matter domination*, are also set up for failure in bringing concordance between the various measurements, as we explain in Sec. III and Appendix A; finally, models where the field is “frozen” solely by means of Hubble friction, approach the $w_\phi \lesssim -1$ slowly [6,11] and hence appear to be unfavorable candidates for resolving discrepancies in recent cosmological data (particularly the H_0

^{*}aadil@ucdavis.edu

[†]ajalbrecht@ucdavis.edu

[‡]lknox@ucdavis.edu

tension; discussed in Sec. II). This paper avoids the pitfalls of these various approximation schemes by using the full evolution of the AS quintessence according to its field equations in our analysis.

In addition to presenting the results of the constraints on model parameters given various datasets, we attempt to understand these constraints by comparing the Λ CDM model with a much more well-studied model: the extension of Λ CDM to allow for a variable number of light and dark degrees of freedom, parametrized by the effective number of neutrino species N_{eff} [12]. We find that *for similar total mean energy density at $z > z_{\text{EQ}}$* , the best-fit Λ CDM model is highly disfavored relative to the best-fit Λ CDM + N_{eff} model. We speculate that this is fundamentally due to the changed shape of the ratio of the mean density of dark matter to the density of smooth components (radiation plus the AS field) as a function of scale factor, as this influences gravitational potential decay, which in turn impacts the amplitude of the acoustic standing wave oscillations as a function of wavelength [13].

For context for this speculation, let us remind the reader that studies of constraints on light relics [14,15] have emphasized the importance of three angular scales: those of the comoving horizon at matter-radiation equality, the comoving sound horizon, and the comoving photon diffusion scale, all projected from last scattering to today [16]. Keeping these angular scales fixed, in light relics models, as one increases the density of light relics, keeps one in or near regions of high cosmic microwave background (CMB) likelihood. They are very useful scales to keep in mind for understanding constraints on light relics, and for other model spaces as well. Others have emphasized their more general importance [17] and used these scales to evaluate and understand results from early dark energy models [18].

The matter-radiation equality angular scale is important exactly because of its impact on gravitational potential decay and resulting impact on acoustic oscillation amplitude as a function of wavelength. Our results illustrate what may be a key point for model building: getting the angular scale right is not sufficient; the whole shape of what Hu and White refer to as the “radiation-driving envelope” [13] is important. This shape depends on how conditions at horizon crossing are changing as a function of scale factor, and therefore wavelength and angular scale. The data are sensitive not just to a single scale, but to details in the decade to decade and a half of scale factor evolution prior to matter-radiation equality.

The sensitivity of the CMB data to modes that are crossing the horizon during these times was also previously emphasized in [17], as was the fact that in general a departure from Λ CDM would result in a change in the shape of the radiation-driving envelope. We present here a specific illustration of this general principle.

This paper is organized as follows: Section II presents an overview of the tensions and past attempts at a resolution.

Section III reviews the AS model, addressing both the background evolution and the evolution of perturbations. Section IV presents the elements of our analysis including datasets, parameters, priors, and software tools used. Our results are presented in Sec. V. Section V also includes our systematic comparison with the “ Λ CDM + N_{eff} ” model which helps build intuition and explore the larger implications of our results. In Sec. VI we reflect on the implications of what we have learned for other quintessence models, and we present our conclusions in Sec. VII. Appendix briefly presents results from the Brane Model (a quintessence model similar to the AS model studied side by side with it in [2]) and draws some lessons about the unsuitability of pure tracking quintessence models.

II. COSMOLOGICAL TENSIONS AND ATTEMPTS AT RESOLUTION

Here we give a brief overview of the two cosmological “tensions” under discussion in cosmology today. The first, and most prominent, of these is a tension in the measurement of the expansion rate of the Universe today, H_0 , between cosmological-model-dependent and cosmological-model-independent (often referred to as “early” versus “late” Universe) probes. This discrepancy is most significant between the Cepheid calibrated supernovae method of the SH₀ES team, who find $H_0 = 73.2 \pm 1.04$ km/s/Mpc [19] and the Λ CDM model calibrated with CMB data from the Planck satellite, which results in $H_0 = 67.4 \pm 0.5$ km/s/Mpc (using temperature, polarization, and lensing data) [20]. However, it would be mischaracterizing the seriousness of the issue were we to limit attention to just these experiments; indeed the discrepancy persists even if the Planck data are substituted, or complemented, with other CMB probes. For example, the inverse-distance ladder approach for calibrating supernovae data, which only depends on CMB data via a prior on the sound horizon scale, results in a discrepancy of up to $\approx 3.9\sigma$ with SH₀ES [21–23]. One could also entirely neglect CMB data and calibrate Λ CDM using a combination of big bang nucleosynthesis (BBN), baryonic acoustic oscillations (BAO), and large scale structure (LSS) data, which results in a value of H_0 discrepant at ≈ 3.2 – 3.6σ with SH₀ES [24–26]. On the flip side, one could substitute or complement the SH₀ES data with other late-Universe probes, almost all of which continue to reflect the tension with varying levels of significance. We do note though that the supernova community has not all converged on acceptance of a “high” value of the Hubble constant. In particular, Freedman *et al.* [27] find that the tip of the red giant branch technique for calibrating supernovae leads to distances to nearby galaxies that are significantly discrepant with the Cepheid-determined distances. They find a lower mean value for H_0 than the SH₀ES result, one that is consistent with the Λ CDM Planck value (though also consistent at $\sim 2\sigma$ with SH₀ES as well.) For an extensive review of the

observational situation we refer the reader to [28], and for an extensive review of the outcomes from various combinations of data we refer the reader to [29], and to [30] for a more succinct collection of results.

Due to the persistence of the tension across a plethora of datasets, it is natural to seek theoretical solutions to the problem. For an extensive compilation of the solutions see [31] and for a quantitative comparison of them see [32].

We consider the potential of alleviating the tension by means of an early-time modification to the expansion rate, which has some parallels with the early dark energy (EDE), increased ultrarelativistic species, and Ratra-Peebles quintessence proposals (and other similar approaches), in that they all effectively increase the inference of H_0 from Planck by reducing the size of the sound horizon (discussed in detail in Sec. III. A). There is also increasingly precise data available from cosmic shear and galaxy clustering surveys which independently constrain the weighted amplitude of the variance in matter fluctuations, $S_8 = \sigma_8 \sqrt{\Omega_m}/0.3$. These large-scale structure (LSS) surveys hint at a discrepancy with the Planck calibrated Λ CDM model at a level of $\approx 2-4\sigma$.

However, the statistical significance of this second ‘‘tension’’ is more difficult to quantify for several reasons. First, the analysis has sensitivity to the choice of the two-point statistics, for example the ‘‘COSEBIs’’ approach of [33] leads to $S_8 = 0.759_{-0.026}^{+0.024}$, while the traditional two-point correlation function (‘‘2PCFs’’) approach yields $S_8 = 0.764_{-0.017}^{+0.018}$ (68% credible intervals). Second, there is a residual degeneracy that remains with Ω_m when fixing the exponent in the expression for S_8 so that changing the exponent may change the Gaussian difference measure. For example, Ref. [33] finds a deviation of 3.4σ , as opposed to 3σ , from the Planck constraint when the exponent is varied. Third, and related to the second point, is that the marginalized posteriors for the summary parameter have deviations from Gaussianity so that it is insufficient to characterize the tension by using a Gaussian difference measure. The statistically inclined reader is referred to Sec. 3.2 of [34] (who find an $\approx 3\sigma$ Gaussian discrepancy between Planck and KiDS-1000) and references therein for a discussion of various statistical measures that may be used to quantify the tension. Finally, it is nontrivial to combine data from different experiments which have overlapping regions of observation, although doing so leads to consistently lower values of the S_8 parameter than those inferred from Planck [34]. Interestingly, combining cosmic shear data with anisotropic galaxy clustering is able to break the degeneracy in the $\sigma_8 - \Omega_m$ plane, which indicates that the discrepancy is driven by a lower matter fluctuation amplitude, σ_8 , as opposed to Ω_m [34,35]. For a recent review of the status of this discrepancy and a compilation of results, we refer the reader to [35]. A recent thorough review of the status of both the aforementioned cosmological tensions, along with other statistical anomalies, can be found in [36].

Despite the challenges associated with quantifying the ‘‘ S_8 (or σ_8) tension,’’ it is possible that therein lies an important clue in the search for a concordant cosmological model [37]. Certainly, a theory that resolves both these tensions simultaneously seems appealing and, therefore, in this work we make a point of trying to address the S_8 and H_0 tensions together. This position is not always taken in the literature: some models alleviate the discrepancy in H_0 but make that in S_8 more severe. For example, in the case of EDE, the inference of H_0 from Planck and BAO can be brought into concordance with the SH_0ES measurement but at the cost of an aggravated σ_8 discrepancy, so much so that the preference for EDE disappears on inclusion of the LSS data [38,39]. A similar narrative holds true for the case of an increased number of neutrino species, parametrized by ΔN_{eff} , as pointed out in Sec. 7.5.2 of [20]. Similarly, Ref. [40] studied a variety of extended- Λ CDM cosmologies, and found that the discrepancy persists in the extensions studied there, including for w CDM models where the discrepancy shifts from the marginalized S_8 posterior to the $S_8 - w$ plane. In this article, we show that a background contribution from a quintessence field generically suppresses σ_8 and that the Λ CDM model, in particular, is able to increase the inference of H_0 while simultaneously decreasing the inference of σ_8 from Planck data.

As we explain in Sec. V, the perturbations to the scalar field also play a crucial role in driving the parameter inferences, and as such it is both theoretically and practically inconsistent to disregard the perturbations as is done in [41] and as the authors themselves point out in [42] (the implications of inconsistently accounting for the scalar field perturbations was first noted in [43]). The specific model we study here contributes significantly to the energy density prior to recombination, but less so after and appears to represent a best-case scenario for a single, minimally coupled scalar field with fairly generic initial conditions in alleviating the value of H_0 inferred from Planck. We also solve the equations of motion for the background and perturbations directly (Sec. V). Still, we find that while such a model can relax the tensions, it is ultimately unsuccessful in bringing concordance between the various datasets. We leave the reader with some open questions regarding the origins of the tight constraints on quintessence as well as further avenues that we wish to explore with regards to these constraints.

III. ALBRECHT-SKORDIS MODEL

The Albrecht-Skordis (AS) model, first introduced in [1] studied extensively in [2] and further motivated in [44,45] is a particular quintessence model with a scalar field evolving in a potential of the form

$$V(\phi) = V_0((\phi - B)^2 + A)e^{-\lambda\phi}. \quad (1)$$

This potential admits a local minimum due to the polynomial prefactor. However, far from the minimum, the field behavior is dominated by the exponential factor so that it behaves similarly to an exponential potential, as introduced in [11] and further studied in [46]. At late late times the field may get “stuck” in the local minimum where it can approximate the behavior of a cosmological constant.

In order to get the complete field behavior we solve the Friedmann equation,

$$H^2(a) = \left(\frac{\dot{a}}{a}\right)^2 = \frac{1}{3} \sum_i \rho_i(a) \quad (2)$$

simultaneously with the Klein-Gordon equation for scalar fields,

$$\ddot{\phi} + 3H\dot{\phi} + \partial_\phi V = 0, \quad (3)$$

where we work in reduced Planck units with $m_p^{-2} = 8\pi G/c^2 = 1$. The homogeneous pressure and energy density of the field are given by the usual relationship,

$$\begin{aligned} \rho(\phi) &= \frac{1}{2} \dot{\phi}^2 + V(\phi), \\ p(\phi) &= \frac{1}{2} \dot{\phi}^2 - V(\phi). \end{aligned} \quad (4)$$

The behavior of the field throughout cosmic history is summarized in Figs. 1 and 2. In Fig. 2 one can see that

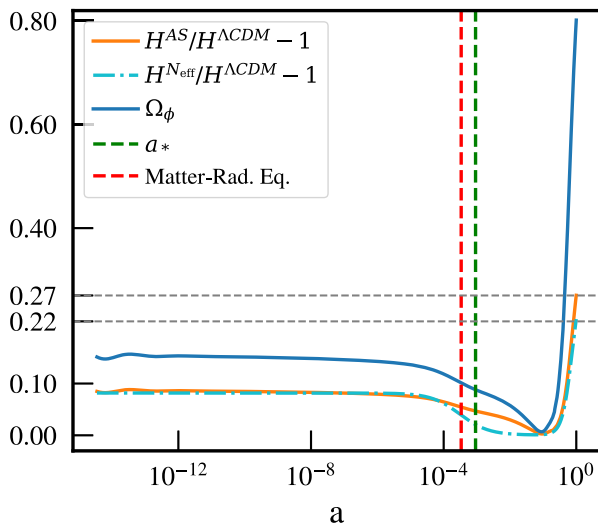


FIG. 1. The contribution to the energy density budget Ω_ϕ , and the fractional change in the Hubble parameter, $\delta H(a)/H(a)$, for the λ CDM model compared to λ CDM using the Planck 2018 best-fit cosmological parameters and $\lambda = 5$. The low value of λ has been chosen only to exaggerate the behavior of the field. We also show the fractional change to the Hubble parameter for an increased N_{eff} model corresponding to the same early contribution as in the AS case ($N_{\text{eff}} = 4.32$).

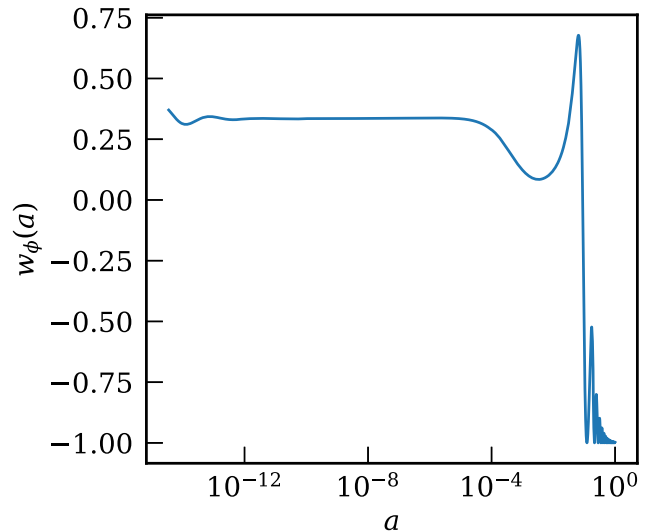


FIG. 2. After an initial transient, $w_\phi(a)$ tracks the dominant background component and breaks away from the tracker at the onset of matter domination before joining the new attractor near the minimum of the potential where it undergoes damped oscillations.

during radiation domination, the field has the same equation of state as the dominant background component. In this regime, the field is far from the minimum so that the behavior of the potential is dominated by the exponential factor in Eq. (1) and we find, to a good approximation, that $\Omega_\phi^{\text{early}} \approx 4/\lambda^2$ (see Fig. 1). This is the same as the analytic tracking solution found by [46] for the pure-exponential potential, with the assumption that there is only a radiation component in addition to the scalar field. However, during matter domination, the field breaks away from this tracking behavior and Ω_ϕ approaches zero. As we will see, this departure from tracking during matter domination is key for any hope of increasing H_0 beyond the λ CDM value. Finally, the field lands in the local minimum of the potential so that, as one can see from Eq. (4), $w_\phi \approx -1$ and the field quickly begins to dominate the total energy density (close to today).

A. Background evolution

In order to bring concordance between CMB and late-universe data one must take care not to disturb the angular scale of the sound horizon at recombination, θ_s^* since it is tightly constrained by Planck data [17]¹ dependence to

¹This is a bit of a simplification since the constraint on θ_s^* fundamentally comes from Planck’s sensitivity to the spacing between acoustic peaks and hence anything that impacts that spacing could change the inferred θ_s^* . The temporal phase shift in acoustic oscillations from free-streaming neutrinos [47] is one such source of changes to peak spacing, but the impact is relatively small. See [48] for more details on peak locations.

this constraint, which fundamentally comes from the dependence of the spacing between peaks on θ_s^* . Since

$$\theta_s^* = \frac{r_s^*}{D_M^*}$$

where

$$r_s^* = \int_{z_*}^{\infty} \frac{dz}{H(z)} c_s(z) \quad (5)$$

is the comoving size of the sound horizon at recombination and

$$D_M^* = \int_0^{z_*} \frac{dz}{H(z)} \quad (6)$$

is the comoving angular diameter distance to the last-scattering surface, an increased H_0 (at fixed ω_m) would decrease D_M^* and must therefore be compensated by a proportionate decrease in r_s^* .

To understand how the presence of the AS field can increase the inference of H_0 , let us consider the case where all cosmological parameters of interest, and most importantly θ_s^* and ω_m , are kept fixed to their Planck calibrated Λ CDM values but now with an added contribution from the scalar field (parametrized by λ). Since the field has a non-negligible contribution prior to recombination, the sound horizon decreases by an amount $\delta r_s^*/r_s \approx -4/(3\lambda^2)$ compared to the Λ CDM value (this would be $-2/\lambda^2$, but Ω_ϕ begins to decrease at the onset of matter-radiation equality which softens this response). We can then approximate that $\frac{\delta H_0}{H_0} \approx \frac{20}{3\lambda^2}$ so that, for a $\approx 7\%$ increase in H_0 one requires $\lambda \approx 10$. This response in H_0 , at fixed θ_s^* and ω_m , is shown in Fig. 1 for the case of $\lambda = 5$ which, from the approximation above, should yield $\delta H_0/H_0 \approx 0.27$. In Fig. 1 we also show the change in the expansion rate compared to Λ CDM for a model with an increased number of massless neutrinos. One can notice that, even though the background expansion of the Λ SCDM model is very similar to that of the Λ CDM + N_{eff} model prior to matter-radiation equality, the response to H_0 is more efficient in the AS case for the same *early contribution* to $H(z)$ vs the increased N_{eff} case. This efficiency is also important as there are independent constraints on the early expansion rate from measurements of light element abundances (see Sec. 7.6 in [20] and references therein) and thus further motivates us to study the implications of the Λ SCDM model for the H_0 tension.

We note that the above exercise was done while keeping ω_m fixed. We will see in what follows that as the AS field energy density is increased, the best-fit model has an increased ω_m which qualitatively alters these conclusions.

B. Perturbation evolution

We start by noting that the effective speed of sound for quintessence is $c_s^{\text{eff}} = 1$ (in the gauge co-moving with the

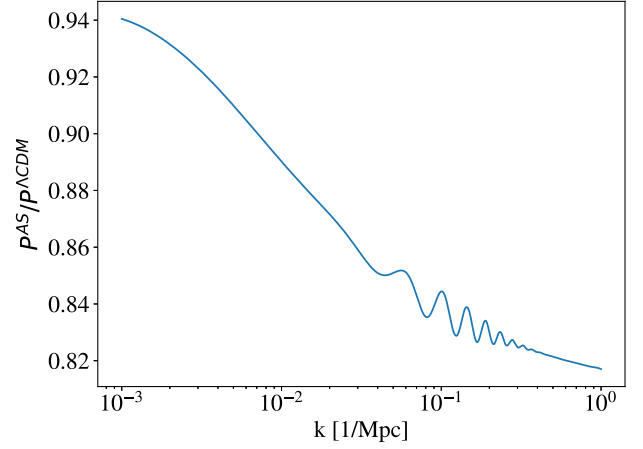


FIG. 3. For modes that enter before matter-radiation equality, there is a nearly scale-independent suppression (high- k regime). For modes that enter after, suppression is scale dependent since Ω_ϕ begins to decrease at onset of matter domination.

field) which prevents the component from clustering on subhorizon scales [49]. In particular, even when $w_\phi \approx 0$, the entropy perturbations prevent gravitational collapse [2]. Intuitively, this suggests that one should expect some power suppression since there is now an additional contribution to the expansion rate but a negligible contribution to gravitational potentials.

Mathematically, notice that, late after horizon crossing, the evolution of the matter contrast δ_c is given by

$$\delta_c' + aH\delta_c = 4\pi a^2 \sum_i \rho_i \delta_i \quad (7)$$

(note the over-prime denotes derivative with respect to conformal time). In the standard cosmological model, one can find an approximate solution to this equation by considering a nonzero contribution to the source term from only the matter overdensity, giving the well-known solution $\delta_c \propto \eta^2$. In the case of the Λ SCDM model, the scalar field contributes to the second term on the left-hand side but does not contribute appreciably to the source term on the right-hand side compared to the contribution from matter. In particular, since Ω_ϕ begins to decrease at the onset of matter-radiation equality (see Fig. 1), there is a scale dependent suppression of the density contrast.² Modes that enter before matter-radiation equality experience the maximal suppression while modes that enter asymptotically approach the Λ CDM solution. This can be seen clearly in the matter power spectrum in Fig. 3. This effect is responsible for power suppression and leads to a decreased

²In fact, for a quintessence field that continues to track the background matter component during matter domination, the solution to Eq. (7) is given by $\delta_c \propto \eta^{2+\frac{5}{2}(-1+\sqrt{1-\frac{24}{25}\Omega_\phi})}$ as opposed to the usual $\delta_c^{\Lambda\text{CDM}} \propto \eta^2$ (See Sec. III in [46]).

inference of the power spectrum normalization, σ_8 . Thus, if ω_m does not increase significantly, $S_8 = \sigma_8(\Omega_m/0.3)^{0.5}$ is also suppressed. This effect of power suppression has been noted previously in the literature as well [2,46,50,51].

However, the CMB angular power spectrum exhibits a radiation driving envelope [52] which is sensitive to the matter-radiation ratio. In particular, since radiation causes the Newtonian potential ψ to decay, acoustic oscillations that occur for modes entering the horizon before matter-radiation equality see a boost in amplitude since ψ is timed to decay when photons in the fluid reach maximum compression. Since the quintessence field effectively contributes to the radiation budget during the radiation dominated epoch, there is a shift in the driving envelope, the implications of which we discuss more extensively in Sec. V. 1. The same physics is also relevant for an increased early integrated Sachs-Wolfe (ISW) effect which affects modes that cross the horizon close to recombination when the photon visibility sharply increases. The net result is that the increased value of ω_m expected from these effects counteracts, to some extent, efforts to alleviate the H_0 and S_8 tensions.

IV. ELEMENTS OF OUR ANALYSIS

Here we discuss the technical details and tools used to arrive at our results, which may be of particular interest to those interested in reproducing our results or comparing with models of a similar nature. We also extensively document our data below since many of the experiments have a series of data releases (DR), and comparing fits and parameter estimates across models using different data sets can lead to erroneous conclusions, as is extensively discussed in [32].

A. Data

- (1) *Baryonic acoustic oscillations*: We use the BOSS BAO DR12 “consensus” dataset [53]. The BAO-only data, which is a subset of the consensus dataset, relies on reconstructing the BAO signal which assumes a cosmological model, namely Λ CDM. However, as outlined in [54], moderate differences in the distance scale between the fiducial and underlying cosmology lead to negligible changes in the monopole peak position. Thus, while we have not explicitly implemented the reconstruction using the ASCDM model, we think it is reasonable to use the data nonetheless, as is done in the H_0 tension literature.
- (2) *Cosmic microwave background*: We use the Planck 2018 data [55,56], including lensing, low- ℓ TT (commander), EE (simall), and high- ℓ temperature and polarization power spectra. For the high- ℓ spectra, we make use of the `plik-lite` code which differs from the full `plik` likelihood in the number of nuisance parameters.

- (3) *Supernovae (SNe)*: We use the Pantheon [57] compilation of the redshift and magnitudes of 1048 Type-1a SNe in the range $0.01 < z < 2.3$.
- (4) *Cepheid calibrated supernovae*: We use the SH₀ES [58] value of $H_0 = 74.03 \pm 1.42$ km/s/Mpc, which effectively acts as a prior on H_0 . Note that while this work was in its final stages of completion, the SH₀ES team announced new results [19], where they report $H_0 = 73.04 \pm 1.04$, which further exacerbates the tension with the Planck-calibrated Λ CDM value of H_0 . While using this new result would slightly alter the numerical values for our parameter inferences, it would not induce any qualitative or drastic quantitative change to the analysis that we present for the ASCDM scenario. Whenever we quantify a difference with “SH₀ES” we implicitly refer to the 2019 result [58] in particular.
- (5) *Sunyaev-Zeldovich (SZ) cluster count*: We use the Planck SZ value of $\sigma_8(\Omega_m/0.27)^{0.3} = 0.782 \pm 0.010$ [59] which is effectively a priori on S_8 .
- (6) *Large-scale structure*: We use a joint constraint on S_8 as found by [60] using data from the Dark Energy Survey (DES), KiDS, and VIKING-450 (along with cosmological priors from DES-Y1 [61]). This joint constraint is in mild tension, at an $\approx 3\sigma$ level, with the Planck + Λ CDM inference. Using only the S_8 constraint, as opposed to the full “ 3×2 point” analysis, was done for the purposes of computational simplicity. This was motivated by [38], who found that most of the constraining power from DES can be summarized into a Gaussian prior on S_8 for their early dark energy scenario, although we have not explicitly tested the validity of doing so for the ASCDM model. In any case, the statistical power of the constraint is small compared to the aforementioned datasets and, by itself, is not decisive in setting parameter inferences.

B. Parameter space and priors

Considered in its full generality, the AS quintessence field can exhibit a range of behaviors. However, for the purposes of this article, we are most interested in studying the ramifications of the model for recent cosmological tensions. The reduced parameter space that we consider is guided by the prior that dark energy dominates the energy budget today with an equation of state parameter $w_\phi \approx -1$ (in our model this is realized via the existence of a false vacuum). Additionally, we consider the region of parameter space where the field has a tracking solution as this is expected to most directly influence the size of the sound horizon at recombination (and therefore the inference of H_0) and also does not require fine-tuning the initial conditions of the field. Even with these constraints, we find that we are able to explore a rich set of dynamics and

hope that, should the model show promise in resolving the discrepancies with the data, a more extensive search in the model parameter space may be carried out.

In order to obtain statistical constraints on the parameter space given the data, we vary the usual six cosmological parameters and additionally vary the quintessence parameter λ [in Eq. (1)] so that the complete set of varied parameters is $\{\omega_b, \omega_{\text{cdm}}, \theta_s^*, n_s, A_s, \tau_{\text{reio}}, \lambda\}$. One might wonder whether one degree of freedom is able to capture the complicated dynamics of the scalar field; this is indeed the case since

- (1) The quintessence parameter A primarily plays the role of establishing a minimum. In particular, for a given λ , a local minimum exists if and only if $A < 1/\lambda^2$ and $A \neq 0$ in order to have a false vacuum. We fix $A = 0.0025$. Note that the choice of A has a mild impact on the curvature of the minimum and therefore affects the amplitude of the late-time oscillations when the scalar field is settling into the minimum. We have checked, by fixing A to various values, that the parameter inferences are not sensitive to (small) changes in A . However, it is possible that the late-time oscillations may ultimately serve as probes for testing models of scalar field potentials with local minima. Another reason for fixing A is for numerical tractability: for very small values ($A \lesssim 10^{-4}$), the oscillations about the minimum become very rapid so that the integration of Eq. (3) becomes unreliable.
- (2) For a given λ , the location of the minimum is primarily governed by B . But since

$$\rho_\phi^0 = 3H_0^2(1 - \Omega_m^0) \approx V(\phi_{\text{min}}), \quad (8)$$

ϕ_{min} (and therefore B) is set uniquely in terms of the other background parameters that are varied. Here a subscript or superscript zero denotes the value of the parameter today and ϕ_{min} is the location of the minimum of the potential in Eq. (1).

- (3) V_0 is passed as a shooting parameter to CLASS for any fine-tuning required to satisfy Eq. (8). In reality, the need for this parameter is purely computational since if we vary H_0 instead of θ_s^* , we can invert Eq. (8) to set the minimum at exactly the requisite value of ϕ . However, since H_0 is itself a derived parameter and is not known *a priori* for each step in the Monte Carlo, one must use a fiducial value of H_0 in Eq. (8) and then use V_0 as a tuning (or “shooting”) parameter.
- (4) For the tracking solution that we are interested in, the scalar field equation of motion [Eq. (3)] admits a large basin of attraction, such that the initial conditions of the field, ϕ_{ini} and $\dot{\phi}_{\text{ini}}$, do not need to be fine-tuned. We set them deep in the radiation era such that $\rho_\phi(a_{\text{ini}}) \lesssim \rho_{\text{radiation}}(a_{\text{ini}})$ and that $w_\phi(a_{\text{ini}}) = 1/3$.

Finally, λ is the only outstanding parameter in Eq. (1) which we vary in the prior range $2 \leq \lambda \leq 1/\sqrt{A}$. The lower bound comes from the consideration that a tracking/scaling solution in the radiation era exists only for $\lambda \geq 2$ [46]. The upper bound occurs for the reason outlined in item 1 above. Note that larger values of λ drive the minimum to lower values of ϕ which in turn increases the probability for the scalar field to tunnel through the local minimum, leading to “cataclysmic” Coleman–De Luccia bubbles as discussed originally in [62] and specifically for a class of quintessence potentials in [63]. While intriguing, we have excluded this region of parameter space that would postulate a probable end to accelerated expansion soon after dark energy becomes dominant.³ For this reason, we set $A = 0.0025$, so that $\lambda \leq 20$. This also has the technical advantage that it prevents the sampler from wandering into the high likelihood region that is degenerate (asymptotically) with a cosmological constant. We also note that the dynamical parameter of the theory (λ) is $\mathcal{O}(10)$ (in Planck units). Some have found this feature, combined with the large basin of attraction for the initial conditions, philosophically appealing (e.g., see Sec. II of [51]).

C. Software

We use the Cosmic Linear Anisotropy System Solver (CLASS) [65] as our Einstein-Boltzmann solver to calculate all quantities of cosmological interest. For sampling the parameter space, we use MontePython [66,67]. For exploring the Λ CDM model, we use the MultiNest [68–70] sampler as implemented in MontePython via PyMultiNest [71]. Finally, we use GetDist [72] to generate all posterior distribution plots.

V. RESULTS

In Fig. 4–5 we show constraints on the $6 + 1$ parameter space of our model for various combinations of the data. Perhaps the first thing to notice is that these data do not prefer the Λ CDM model. The posterior probability density peaks right at our prior cutoff at $\lambda = 20$ for all the data combinations we examine (in the limit of large λ the quintessence field contribution becomes more and more like that of a cosmological constant). For Planck + BAO, the quality of the best fit to the data is considerably worsened with $\Delta\chi^2 \approx +6$. When considering all datasets (Sec. III. 1. 1), we find that the fit quality is comparable to that of Λ CDM with $\Delta\chi^2 \approx +1$. The fit to the various data are summarized in Table I and the numerical values for the best-fit parameters, along with the corresponding mean and credible intervals, can be found in Table II.

Although not preferred, by opening up this extension to finite λ , there is both a shift upward of approximately 1σ in

³Similarly, we also exclude the behaviors considered in [64], which end the acceleration via classical processes.

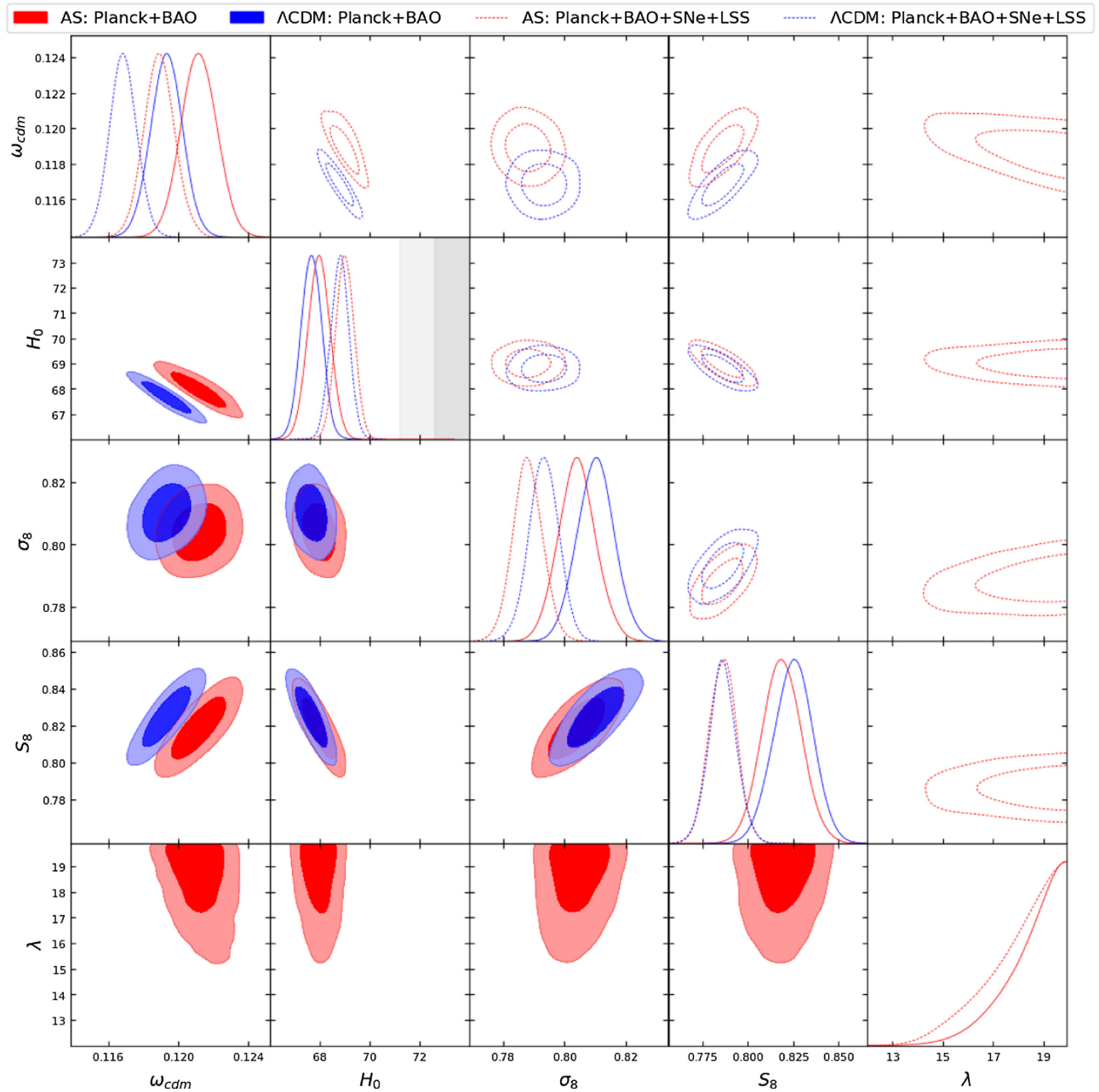


FIG. 4. Posteriors for the Λ CDM and AS Λ CDM models. Lower triangle (solid) shows the results using only Planck + BAO data, while posteriors in the upper triangle (dashed) also include LSS (both the S_8 prior from [60] and Planck SZ data) and Pantheon (SNe) data. Here we show only the most relevant parameters for the cosmological tensions discussed in the text. The corresponding numerical values for the mean, best-fit, and credible intervals for the parameters can be found in Table II while the χ^2 values can be found in Table I.

the posterior distribution of H_0 and a similar downward shift in the posterior distribution of σ_8 compared to Λ CDM, alleviating both tensions reviewed in Sec. II. We now turn to the question of why we do not get bigger shifts than this, as we had hoped we would, and why the constraints on λ are as tight as they are; i.e., why do the data disfavor lower values of λ ?

To answer these questions we have found it useful to compare to what happens in a much more thoroughly

studied Λ CDM extension, the one-parameter extension with a variable effective number of neutrino species, N_{eff} ([14,47,73–75]). So we begin our answer to these questions by reviewing this case of Λ CDM + N_{eff} .

In the Λ CDM + N_{eff} model it is possible to vary a subset of the 7 parameters of the model so that there is a uniform scaling of $H(z) \rightarrow \alpha H(z)$ [74]. This scaling transformation is of interest to us since both CMB temperature and polarization anisotropies and BAO observables are

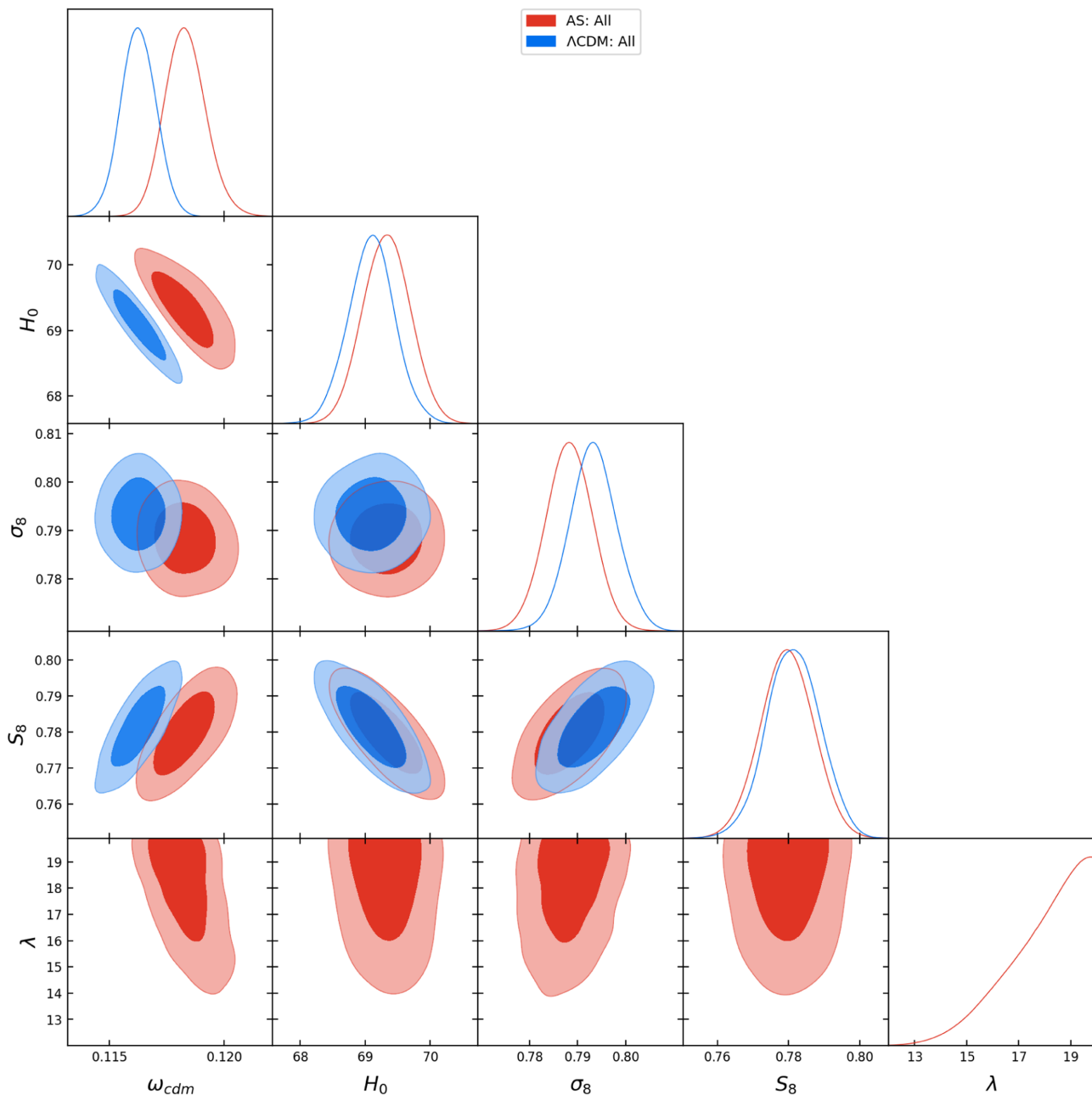


FIG. 5. Posteriors for the AS Λ CDM and Λ CDM models when including all data (discussed in Sec. IV), including SH₀ES. Here we show only the most relevant parameters for the cosmological tensions discussed in the text. When using this more holistic set of data, we find $\Delta\chi^2 \approx +1$. The corresponding numerical values for the mean, best-fit, and credible intervals for the parameters can be found in Table II while the χ^2 values can be found in Table I.

approximately invariant under it. The transformation approximately preserves two very important angular scales: the angular extent today of the sound horizon on the last scattering surface, θ_s , and the angular extent of the comoving size of the horizon at matter-radiation equality, projected from the last-scattering surface, θ_{EQ} . The CMB power spectra are very sensitive to these two scales because the latter largely determines the separation between peaks

and the former determines the angular-scale-dependent impact of “radiation driving” [16].

Radiation driving [52] is a dramatic effect, whereby potential decay at horizon crossing greatly increases the oscillation amplitude of the fluid for modes that enter deep in the radiation-dominated era. The influence of non-relativistic dark matter is to preserve the potential and thus for modes that cross when the fraction of dark matter

TABLE I. χ^2 fit corresponding to the best-fit values (stated in Table II) for the data we consider. The two bottom-most rows show the Gaussian difference between the model and data distributions for H_0 (using SH₀ES) and S_8 (using DES-KV). We show the amount of S_8 tension just for comparison with the literature and remind the reader of the caveats mentioned in Sec. II.

	Λ CDM	AS	Λ CDM	AS	Λ CDM	AS
High- ℓ TTTEEE ^a	584.23	588.75	594.00	597.69	596.43	600.35
Low- ℓ EE ^a	396.42	396.85	395.71	395.71	395.63	395.88
Low- ℓ TT ^a	23	23.33	22.02	22.22	21.66	21.97
Lensing ^a	8.78	8.99	13.15	14.10	13.88	14.75
BOSS DR12	6.57	7.44	6.48	5.99	7.14	6.66
Pantheon			1026.77	1026.71	1026.77	1026.74
Planck SZ			11.73	10.20	9.38	7.68
DES-KV450			2.82	2.71	2.11	1.85
SH ₀ ES					12.31	11.03
Total χ^2	1019.00	1025.36	2072.68	2075.33	2085.31	2086.91
H_0	67.66 ± 0.41	67.97 ± 0.45	68.80 ± 0.37	69.01 ± 0.37	69.10 ± 0.36	69.33 ± 0.37
σ_8	0.8102 ± 0.0061	0.8041 ± 0.0061	0.7933 ± 0.0049	0.7880 ± 0.0049	0.7933 ± 0.0049	0.7883 ± 0.0049
H_0 prior (σ)	4.3	4.1	3.6	3.4	3.4	3.2
S_8 prior (σ)	2.9	2.7	1.5	1.5	1.3	1.2

^aPlanck 2018.

TABLE II. Parameter inferences for the three sets of data corresponding to the posteriors in Figs. 4–5. For each parameter we list the mean $\pm 68\%$ credible interval (best fit). Since the posterior for λ is highly non-Gaussian, we also state the 95% highest posterior density interval.

Parameter	Planck + BAO	+SNe + LSS	+SH ₀ ES
ω_b	$2.247 \pm 0.014(2.244)$	$2.264 \pm 0.013(2.264)$	$2.271 \pm 0.013(2.270)$
ω_{cdm}	$0.1212 \pm 0.0010(0.1211)$	$0.11891 \pm 0.00089(0.1186)$	$0.11832^{+0.00083}_{-0.00093}(0.1178)$
$100 * \theta_s$	$1.04103 \pm 0.00031(1.04114)$	$1.04108^{+0.00035}_{-0.00031}(1.04120)$	$1.04114^{+0.00035}_{-0.00030}(1.04134)$
$\ln(10^{10}A_s)$	$3.054^{+0.014}_{-0.015}(3.051)$	$3.032 \pm 0.013(3.032)$	$3.038 \pm 0.013(3.036)$
n_s	$0.9665 \pm 0.0037(0.9661)$	$0.9705 \pm 0.0036(0.9708)$	$0.9724 \pm 0.0036(0.9729)$
τ_{reio}	$0.0586^{+0.0069}_{-0.0077}(0.0576)$	$0.0513 \pm 0.0069(0.0520)$	$0.0545 \pm 0.0068(0.0544)$
λ	$18.5^{+1.4}_{-0.39}(19.8)$ $\lambda > 16.2$	$18.1^{+1.8}_{-0.55}(19.8)$ $\lambda > 15.2$	$17.9^{+1.9}_{-0.63}(19.8)$ $\lambda > 15.1$
H_0	$67.97 \pm 0.45(67.83)$	$69.01 \pm 0.37(68.92)$	$69.33 \pm 0.37(69.31)$
Ω_{ϕ}^0	$0.6875 \pm 0.0060(0.6866)$	$0.7013 \pm 0.0046(0.7013)$	$0.7052 \pm 0.0045(0.706)$
σ_8	$0.8041 \pm 0.0061(0.805)$	$0.7880 \pm 0.0049(0.7897)$	$0.7883 \pm 0.0049(0.7894)$
S_8	$0.819 \pm 0.011(0.820)$	$0.7862 \pm 0.0076(0.788)$	$0.7796 \pm 0.0074(0.779)$
M		$-19.381 \pm 0.010(-19.382)$	$-19.372 \pm 0.010(-19.372)$

density is higher the amplitude increase is reduced. The dependence of this amplitude boost on angular scale is referred to as the radiation-driving “envelope.”

The symmetry under scaling of $H(z)$ is only approximate due to a number of effects, photon diffusion perhaps being chief among them. For a full explanation, see [74,75]. But the ability to make adjustments that preserve θ_s and θ_{EQ} lead to constraints on N_{eff} being much looser than they otherwise would be. This is an important point, as this scaling transformation $H(z) \rightarrow \alpha H(z)$ is not achievable in the Λ SCDM model and this plays a role in our

understanding of the strong constraints we have found on the model.

Before fully turning to the Λ SCDM model, let us look at how $H(z)$ changes in the Λ CDM + N_{eff} model with increased N_{eff} . In Fig. 6 (top panel) we plot the fractional difference of $H(z)$ from the best-fit Λ CDM model (given Planck + BAO data) for three cases, all with N_{eff} fixed to 3.3. The first case has all the other parameters (τ , n_s , A_s , ω_b , ω_c , and θ_s) fixed to their best-fit Λ CDM values, the second case is the same but with ω_c and ω_{Λ} increased in just the amount needed to deliver $H(z) \rightarrow \alpha H(z)$, and the third case

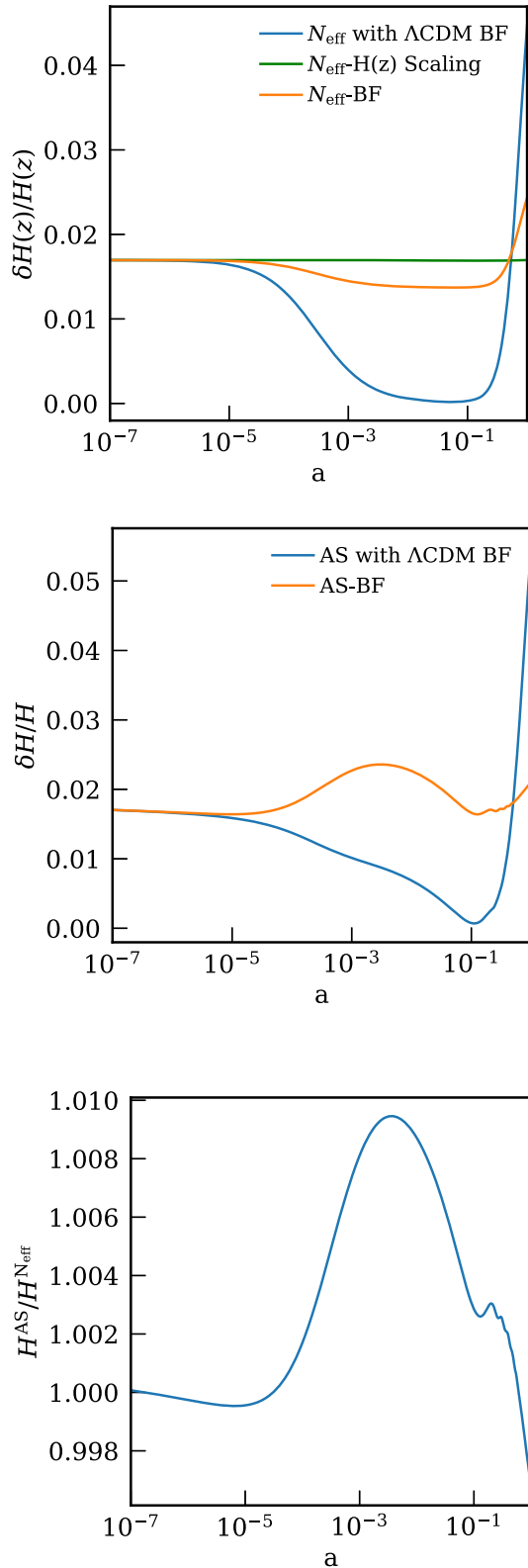


FIG. 6. For the cases discussed in Sec. V, we show the change in expansion rate, relative to the best-fit Λ CDM model, for the Λ CDM + N_{eff} model with $N_{\text{eff}} = 3.3$ (top panel) and the ASCDM model with $\lambda = 10.5$ (middle panel). The bottom panel shows the relative expansion rate between the best-fit AS and Λ CDM + N_{eff} models.

is the best-fit (given Planck + BAO and the constraint that $N_{\text{eff}} = 3.3$). We choose this particular value of N_{eff} because it is approximately the best-fit value that N_{eff} is naturally driven towards if one includes the SH₀ES prior on H_0 (along with Planck and BAO data) in the Λ CDM + N_{eff} (with N_{eff} allowed to vary), as shown in Fig. 7.

The blue curve ($N_{\text{eff}} = 3.3$, other parameters at best fit Λ CDM values) illustrates the apparent promise of this modification, in that H_0 in that case is larger than for Λ CDM. Naturally, this case gives an overall much poorer fit than Λ CDM. We see that the best-fit $\delta H(z)/H(z)$ curve (orange) is indeed quite close to that of the scaling model (green). The symmetry-breaking effects have led to a mild departure from scaling for the best fit. Because the preference is for an ω_m increase that is a bit smaller than the scaling value, to preserve θ_s , ω_Λ has to increase beyond the scaling value, boosting H_0 above the scaling value. The symmetry breaking effects (and the consistency of the data with Λ CDM) also lead to a fit quality that is worse than the Λ CDM case. We find $\Delta\chi^2 \approx 3$. The increase in H_0 is considerably lower than the promise offered by the blue curve.

Now let us look at the same scenario with the ASCDM model in Fig. 6 (middle panel). To compare with $N_{\text{eff}} = 3.3$ we choose $\lambda = 10.5$ because it gives a similar contribution to the expansion rate deep in the radiation-dominated era. For the ASCDM model there is no way to adjust its parameters to achieve $H(z) \rightarrow \alpha H(z)$, so we do not show a scaling case in this figure. We do show the other two cases studied for

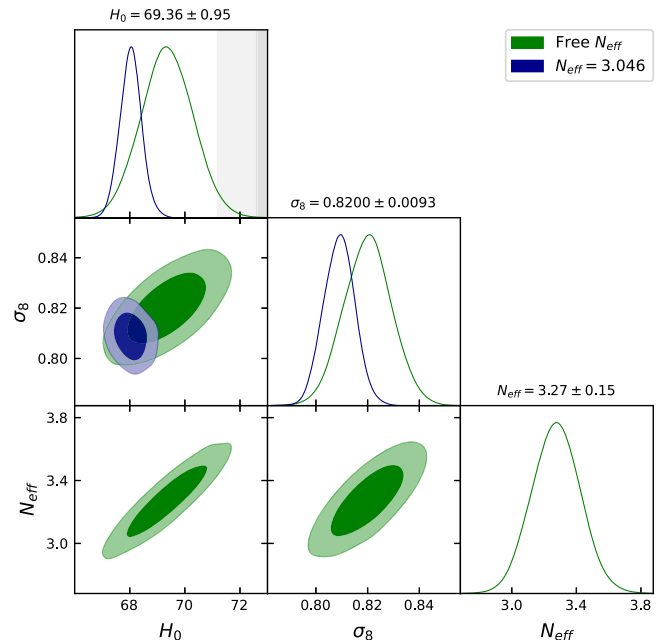


FIG. 7. Posterior distributions for a subset of the Λ CDM + N_{eff} model using publicly available chains from the Planck legacy archive [76] which uses Planck, BAO, Riess18. Evidently, allowing N_{eff} to vary freely in the presence of a H_0 prior from Riess18 [77] leads to increased H_0 , but at the cost of increased σ_8 .

Λ CDM + N_{eff} : the one with ω_m and θ_s fixed and the one with the parameters at their best-fit values (given Planck + BAO data and the constraint that $\lambda = 10.5$).

The best-fit value of ω_m has increased over the Λ CDM best-fit value by a similar amount in both our AS case and Λ CDM + N_{eff} cases: by about 3%. Such an increase is presumably driven by a need to preserve, as well as possible, the radiation-driving envelope. Like radiation, the AS field is a smooth component that contributes to the expansion rate and not to gravitational instability, thus contributing to potential decay. However, unlike with Λ CDM + N_{eff} , there is no single adjustment of ω_m that can preserve $\rho_m/\rho_{\text{smooth}}$ at all values of the scale factor, and thus the shape of the radiation-driving envelope is necessarily changed. Exacerbating this problem, the increase to ω_m pushes back the epoch of matter-radiation equality, which makes the transition to smaller values of w_ϕ start at higher redshift, thereby boosting ρ_ϕ at $z > z_{\text{EQ}}$ and prior to dark-energy domination. This increase to ρ_ϕ raises $\delta H(z)/H(z)$ in the matter-dominated era, requiring the late-time dark energy density to come down so much that the boost to H_0 almost entirely disappears. This increase in $H(z)$ from a smooth component in the matter-dominated era is precisely what is responsible for the decrease in σ_8 , as we discussed in Sec. III.

Even though the gain in H_0 is similar to the $N_{\text{eff}} = 3.3$ best-fit case, the quality of the fit is significantly worse: we find $\Delta\chi^2 \approx 30$, driven almost entirely by the Planck high- ℓ data. We suspect the origins of this degradation are in the change to the shape of the radiation-driving envelope. This change flows from the changed shape of $H(z)$, which is most clearly seen in the bottom panel of Fig. 6 where we directly compare the AS best-fit $H(z)$ with the Λ CDM + N_{eff} best-fit $H(z)$. After $a \simeq 2 \times 10^{-5}$ there begins a rise in $H^{\text{AS}}/H^{N_{\text{eff}}}$, peaking with a nearly 1% excess just after recombination. Recall that modes that cross the horizon ($k/a = H$) at matter-radiation equality project from the last-scattering surface into about $\ell = 140$. The corresponding ℓ values for modes that cross earlier scale nearly linearly with $1/a$, and thus the modes crossing when $a = 2 \times 10^{-5}$ project into about $\ell = 2000$. Modes crossing during this rise thus project into $\ell = 2000$ and lower, where the *Planck* data are very sensitive.

We see here an example of there being a whole function to match related to the transition from radiation domination to matter domination, rather than a single scale. The sensitivity of power spectra to this transition has been noted before; for example, in [17] the authors noted that there are residuals to the best-fit Λ CDM model, leading to slightly different ω_m inferences depending on the ℓ range of data used, that could potentially be explained by departures from Λ CDM in the decade or two prior to recombination. Apparently what we are seeing from the ASCDM model is differences with respect to Λ CDM

spectra, but not ones that look like the *Planck* residuals. In fact, the preference for larger values of λ is so strong that even on the inclusion of SH₀ES data, the increase in H_0 is primarily driven by the same mechanism as in Λ CDM, namely, via a suppression of ω_{cdm} rather than an increased contribution from the AS field (see Fig. 5). Note that we include the results using the SH₀ES data mainly for illustrative purposes, and caution the reader from taking this result at face-value since the inference of H_0 without the SH₀ES prior is in moderate tension with the SH₀ES measurement of H_0 (at $\approx 3.4\sigma$).

Next, we turn to the importance of the damping scale, characterized by the angular scale θ_D , in determining the parameter inferences for the ASCDM model. Here too we take inspiration from the Λ CDM + N_{eff} model where allowing the primordial abundance of helium, Y_p , to vary leads to considerable freedom in ΔN_{eff} [20,74,78,79]. However, while this path seems appealing, the change to the damping scale seems unlikely to be the limiting factor in driving the posterior distribution of λ towards the prior edge. We infer this by varying Y_p (as opposed to calculating it using standard BBN)⁴ in the ASCDM model and find that the parameter inferences and χ^2 fit remain approximately unchanged, in contrast to the Λ CDM + N_{eff} case.

A. Comparison with other models

From glancing at the posteriors in Fig. 7, one may wonder if the Λ CDM + N_{eff} model (with N_{eff} allowed to vary) provides a solution to the H_0 tension. After all, that result differs from the SH₀ES result by only $\approx 2.7\sigma$.⁵ However, this is not a satisfactory solution for at least two reasons. First, the increased inference of N_{eff} (and therefore of H_0) occurs only due to the inclusion of the SH₀ES prior; if that is excluded, Ref. [20] find $N_{\text{eff}} = 2.99_{-0.33}^{+0.34}$ and $H_0 = 67.3 \pm 1.1 \text{ kms}^{-1} \text{ Mpc}^{-1}$, discrepant with SH₀ES at $\approx 3.7\sigma$. Second, and more importantly for the comparison with the ASCDM model, the inference for σ_8 has increased so that the tension with LSS data is worsened, as explained in [80] (Sec. 6.4.2).

This issue of an increased σ_8 accompanying an increased H_0 is not unique to the Λ CDM + N_{eff} model and plagues several early-time proposals to remedy the H_0 tension [81]. For example, there is the indirect effect of an increased σ_8 in the EDE model which, from the consideration of

⁴Since $\theta_D/\theta_s = r_D/r_s \propto H^{0.5}$, fixing θ_s will in general change θ_D . Instead, one can get an independent handle on θ_D by varying Y_p . For example, in order to fix the angular scale θ_D while varying the expansion rate at recombination, one can set Y_p using the prescription in, e.g., [74,78].

⁵Although, it should be pointed out that the chains used to produce the posteriors in Fig. 7 use an older version of the SH₀ES result from [77], as opposed to the one used in our results [58].

increasing H_0 “efficiently,” does very well since the proposed axionlike field quickly decays around the time of recombination. However, for the case of EDE, [38,39] point out that including the LSS data erases any preference for the model over Λ CDM (note, however, that the effect of LSS data is also obfuscated by prior volume effects as pointed out in [82,83]).

Finally, typical tracking models of quintessence are also unable to resolve the H_0 tension, primarily because they track the dominant background component throughout radiation and matter dominated epochs. Thus, even though they are able to decrease r_s^* , the requisite change in D_M^* is diluted throughout the post-recombination era as opposed to at $z \approx 0$. One such classical Ratra-Peebles quintessence potential, $V(\phi) \propto \phi^{-\lambda}$ is explored by [6] and their results corroborate the analysis above. However, it is important to note that in the case of the Ratra-Peebles model, $\lambda > 0$ leads to $w_\phi > -1$ so that a Monte Carlo parameter estimation that finds λ consistent with 0 might be probing the preference for a dark energy equation of state equal to (or less than) -1 today, instead of solely an aversion to tracking quintessence. For this reason, we repeat our analysis for the so-called “Brane” model of quintessence, first introduced in [2], which tracks the background component throughout the expansion history of the Universe and also has $w_\phi \approx -1$ today nearly independently of the value of λ . The results, elaborated on in Appendix A are consistent with the analysis above, indicating that such a solution is unable to increase H_0 beyond the Λ CDM value. In particular, since in the presence of a non-negligible quintessence component during radiation domination the Planck data drive ω_{cdm} to a higher value (because of the radiation-driving envelope), such a model leads to a *decreased* inference of H_0 compared to Λ CDM.

This same effect is, presumably, also responsible for the decreased inference of H_0 in the “assisted quintessence” scenario studied by [8]. Though that is not a typical tracking model but instead has multiple fields that thaw from Hubble friction at different epochs, leading to contributions to $H(z)$ throughout the matter dominated epoch. While the authors find the exacerbation of the tension “a surprise,” perhaps it is not so surprising in light of the analysis above that, if the scalar field perturbations are consistently accounted for, H_0 is suppressed.

VI. OTHER PROSPECTS FOR QUINTESSENCE

Even though the Λ CDM model cannot resolve the H_0 tension by itself, we use this as an opportunity to chart future paths which we could not explore here but which nonetheless are interesting avenues to consider in the search for a concordant model of cosmology.

So far, we have focused on a proposal to increase H_0 by means of an “early-time solution,” namely, one that reduces the size of the sound horizon at recombination. However, some have considered using late-time changes to the

expansion rate as a possible remedy to the H_0 tension⁶ (e.g., [86–88] none of which ameliorate the tension; and [89,90]). While we do not believe that it is possible for changes at late times to fully resolve the H_0 tension (due to constraints from BAO and Pantheon in particular), it remains a possibility that they could reduce the tension to some degree. This opens up the possibility of a combined early and late time solution (e.g., [87,91]; see also [92] for arguments in favor of a combined solution). We note here that scalar field models offer the possibility of such a combined solution, since they can be dynamically important not only at early times (as in the case we study here), but also at late times (e.g., due to dark-sector coupling [90,93–95]).

Another interesting scenario to consider is the coupled dark energy scenario studied by Gomez-Valent *et al.* [96]. They report an increased inference of H_0 , despite using the Ratra-Peebles tracking quintessence potential which, at the background level, is not a promising candidate (for the same reasons pointed out in Sec. V. A and Appendix A) for alleviating the tension with SH₀ES. They also report an increased inference of S_8 , which would likely lower the preference for the model when LSS data are also taken into account. It would be interesting to repeat their analysis using the Λ CDM model which can provide an additional boost to H_0 at the background level and also mitigate the increase in S_8 . Similarly, Refs. [90,97] also report that the H_0 tension is alleviated in the (phenomenological) dark sector interaction cosmology that they consider.

Yet another avenue is to instead consider a “ k -essence” field, which differs from the quintessence scenario via a non-canonical kinetic term. Crucially, the difference in the kinetic term allows the scalar field to have a variable sound speed [98,99]. This *may* allow a k -essence model to circumvent the constraint stemming from the radiation driving effect if the sound speed remains small during radiation domination. Conversely, it can also be seen as a test of the extent to which the fixed $c_s^2 = 1$ constraint is responsible for driving the posteriors in the quintessence scenario.

VII. CONCLUSIONS

A solution that can satisfactorily relieve both the H_0 and σ_8 tensions continues to elude cosmologists. In the search for such a solution, we have found interesting ramifications of adding a quintessence component to the Universe. While other studies of quintessence in light of recent cosmological

⁶Here we use the phrase “ H_0 tension” loosely. Of course, for models that change $H(z)$ at low redshifts ($z \ll 1$) one must consider the discrepancy in the absolute magnitude (M_b) calibration of SNe from the SH₀ES distance-ladder versus that derived from the distance-luminosity relationship of a cosmological model, as has been pointed out by several authors [84–86].

data have reached conclusions similar to ours [3,6,8], our work offers several unique features that lead to new insights. Previous works typically consider models that scale with the dominant component during both the radiation and matter eras. We chose to focus on the ASCDM model in particular because it tracks the background component only during the radiation dominated epoch, allowing it to give a higher $-\delta r_s$ to δH_0 ratio than typical tracking models. In this sense, such a model provides, *a priori*, the best-case early universe scenario for a single field quintessence field in ameliorating the H_0 tension. Furthermore, even though we varied just a single parameter, we saw how the AS quintessence exhibits behaviors that are not captured by simple phenomenological parametrizations of dark energy. This illustrates the importance of not relying completely on phenomenological characterizations when analyzing the observable effects of quintessence. The ASCDM model also compares favorably to others when it comes to the σ_8 tension, which is exacerbated in Λ CDM + N_{eff} and most EDE models.

However, ultimately, the ASCDM proposal provides a poorer fit than Λ CDM, particularly to the Planck high- ℓ temperature and polarization data at the level of $\Delta\chi^2 \approx +4$, although the total fit to a more extensive set of data that includes LSS, SNe, and the SH₀ES measurements provides a fit comparable to Λ CDM at $\Delta\chi^2 \approx +1$. In doing so, the ASCDM proposal can lower σ_8 by $\approx 1-2\sigma$ compared to Λ CDM, bringing concordance with the LSS measurements, while also increasing H_0 by $\approx 1\sigma$, which nonetheless continues to be in tension with the SH₀ES measurement at $3.2 - 4\sigma$ (see Table I).

There has been some emphasis in the literature on the importance of the three angular scales, θ_s , θ_{EQ} , and θ_d and the need for alternative models to not have these scales depart by too much from their Λ CDM best-fit values [14–18,47,73]. We have seen here an illustration that controlling these variables can be insufficient for maintaining a good fit to the Planck high- ℓ data. We have speculated that this is due to the fact that the physics behind the θ_{EQ} requirement has to do with the radiation-driving envelope, which is in general a whole function not specified by a single number, and that the shape of this envelope in the ASCDM model does not lead to a good fit to the data, no matter the value of θ_{EQ} . This is in contrast to the Λ CDM + N_{eff} model space where it is easier to maintain the shape of the radiation-driving envelope because the ratio of matter to radiation can be preserved at all values of redshift.

We remind the reader that we use a very limited LSS dataset in the form of a Gaussian prior on the S_8 summary parameter. While we have not tested this ourselves, it may well be the case that including a more extensive set of data from various weak lensing, galaxy clustering, SZ catalogues, etc., may tip the total fit in favor of the AS, or some other AS-like, potential. Indeed, there may already be hints

of a worsening tension in σ_8 , since the Hyper Suprime-Cam (HSC) results probe a different degeneracy direction in the (Ω_m, S_8) plane than previous LSS probes [100], and as these constraints improve it may prove beneficial to revisit this work.

The observable impacts of AS quintessence are effectively controlled by one parameter, that is of $\mathcal{O}(10)$ (Planck units), and we regard that simplicity as a strength of the model. Perhaps a bit hypocritically, but certainly following strong traditions in theoretical physics, we remain curious about the more complicated cases. Combining the early-time effects discussed in Sec. III with the methods we mention in Sec. VI for modifying the late-time dynamics could potentially provide a more satisfactory solution to the H_0/σ_8 tensions.

ACKNOWLEDGMENTS

A. Adil would like to thank Anton Chudaykin, Fei Ge, Michael Meiers, and Constantinos Skordis for helpful discussions, as well as Tyler Erjavec for access to computational resources. A. Adil and L. K. were partially supported by a grant from the Theory Frontier program of the DOE Office of Science.

APPENDIX: BRANE MODEL

Here we study a related quintessence potential, dubbed the ‘‘Brane’’ model [2], given by,

$$V = \left[\frac{C}{(\phi - B)^2 + A} + D \right] e^{-\lambda\phi}. \quad (\text{A1})$$

Our purpose is not to extensively study the details of the parameter space of this model, though they are quite similar to the AS case, but to demonstrate the point that the oft-studied pure tracking quintessence potentials are *a priori* unfit for addressing the H_0 tension. To this end, we set $C = D = 0.01$, and $A = 0.0025$. In order get the best-fit parameters, we set $\lambda = 10.5$ and find the corresponding value of B , ϕ_{ini} , and ϕ'_{ini} using the same procedure as in Sec. IV.2.

As with the AS potential, for suitable choices of the free parameters, the Brane model is dominated by the pure exponential factor far from the minimum. However, unlike the AS case, the Brane field tracks the dominant background component during *both* the radiation and the matter-dominated regime, as shown in Fig. 8 (left-panel). This is precisely why it fails to increase H_0 above the Λ CDM value: ω_{cdm} must increase to compensate for the change in the radiation driving envelope induced by the quintessence component during radiation domination (see Sec. V), as in the AS or N_{eff} case, which inevitably increases the expansion rate post-recombination. However, unlike the AS and N_{eff} cases, there is now an additional significant contribution to the expansion rate of $\mathcal{O}(3/\lambda^2)$

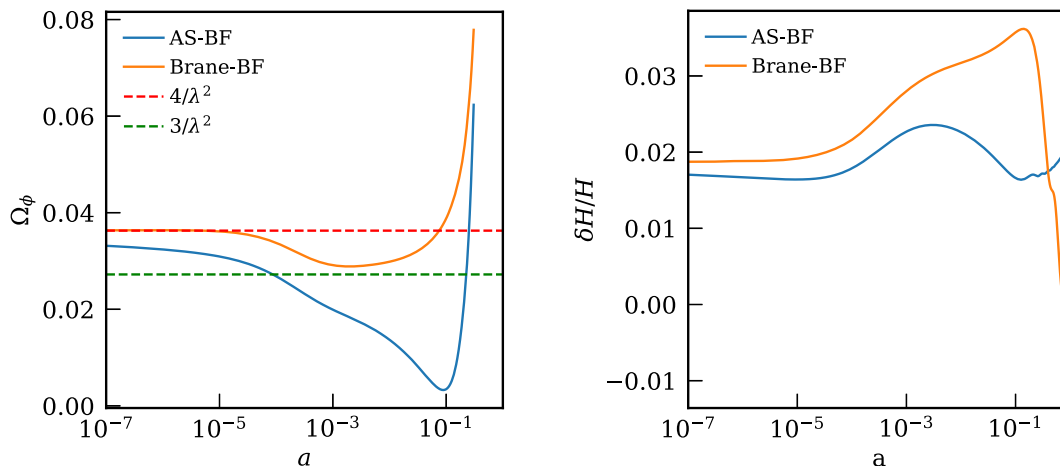


FIG. 8. The figure depicts the behavior of the Brane quintessence field, along with the AS potential for comparison, for the best-fit parameters with fixed $\lambda = 10.5$ (cf. Fig. 6). The left panel shows the contribution to the total energy density from the quintessence fields. Notice that the Brane field approaches the scaling attractor during matter domination while the AS field breaks away from it. The right panel shows the fractional change in the expansion rate with respect to the best-fit Λ CDM model; the Brane field is unable to increase H_0 even for a sizable prerecombination contribution.

from the matter-era tracking of the Brane potential. Thus, even though the prerecombination contribution from the Brane field is able to decrease the sound horizon scale by approximately the same amount as the AS case, the increased expansion rate in the 2 decades of scale factor postrecombination overshoots the requisite change in D_M^* such that $H(z \rightarrow 0)$ must in fact *decrease* (relative to Λ CDM) in order to compensate for this overshooting, as shown in Fig. 8 (right panel). Moreover, the contribution of the Brane field during matter-domination causes an even further departure from the $H(z) \rightarrow aH(z)$ scaling solution (discussed in Sec. V) so that the fit to the Planck and BAO data is abysmal at $\Delta\chi^2 \approx 100$. Finally, notice that there is even more power suppression in the Brane case since modes are now suppressed throughout the matter dominated regime, as opposed to the scale-dependent suppression in the Λ CDM model (cf. Fig. 3). We summarize the various parameters of interest for the best-fit case with fixed $\lambda = 10.5$ in Table III.

Worth noting is that the Brane field approached $w_\phi \approx -1$ today independently of the choice of λ (as long as the potential admits a false vacuum; see point 1 in Sec. IV. B). This is in contrast to the oft-used Ratra-Peebles type

potentials [6,11] where the field is frozen by Hubble friction and w_ϕ depends on the dynamical parameter so that the physical interpretation of parameter inference results that disfavor such models may be ambiguous. The Brane model can resolve this ambiguity: the fact that Planck+BAO disfavor the Brane potential (relative to Λ CDM) shows an aversion strictly to tracking fields that contribute significantly during matter domination.

TABLE III. Best-fit parameters for $\lambda = 10.5$ fixed for the AS and Brane cases using Planck temperature and polarization, and BOSS BAO (DR12) data. Clearly, though ω_{cdm} and r_s^* change by the same amount in both the quintessence models, the matter dominated tracking solution in the Brane case leads to a decreased inference of both H_0 and S_8 compared to the AS case.

	Brane	AS	Λ CDM
λ	10.5	10.5	
ω_{cdm}	0.124	0.124	0.120
H_0 [km s ⁻¹ Mpc ⁻¹]	66.81	68.99	67.57
r_s^* [Mpc]	141.3	141.9	144.9
σ_8	0.709	0.782	0.805
S_8	0.744	0.794	0.822

[1] A. Albrecht and C. Skordis, *Phys. Rev. Lett.* **84**, 2076 (2000).

[2] C. Skordis and A. Albrecht, *Phys. Rev. D* **66**, 043523 (2002).

[3] S. Peirone, M. Martinelli, M. Raveri, and A. Silvestri, *Phys. Rev. D* **96**, 063524 (2017).

[4] M. Chevallier and D. Polarski, *Int. J. Mod. Phys. D* **10**, 213 (2001).

- [5] E. V. Linder, *Phys. Rev. Lett.* **90**, 091301 (2003).
- [6] J. Ooba, B. Ratra, and N. Sugiyama, *Astrophys. Space Sci.* **364**, 176 (2019).
- [7] Eleonora Di Valentino, Ricardo Z. Ferreira, Luca Visinelli, and Ulf Danielsson, *Phys. Dark Universe* **26**, 100385 (2019).
- [8] V. I. Sabla and R. R. Caldwell, *Phys. Rev. D* **103**, 103506 (2021).
- [9] S. Linden and J.-M. Virey, *Phys. Rev. D* **78**, 023526 (2008).
- [10] R. J. Scherrer, *Phys. Rev. D* **92**, 043001 (2015).
- [11] B. Ratra and P. J. E. Peebles, *Phys. Rev. D* **37**, 3406 (1988).
- [12] C. Dvorkin, J. Meyers, P. Adshead, M. Amin, C. A. Argüelles, T. Brinckmann, E. Castorina, T. Cohen, N. Craig, D. Curtin *et al.*, [arXiv:2203.07943](https://arxiv.org/abs/2203.07943).
- [13] W. Hu and M. White, *Astrophys. J.* **479**, 568 (1997).
- [14] Z. Hou, R. Keisler, L. Knox, M. Millea, and C. Reichardt, *Phys. Rev. D* **87**, 083008 (2013).
- [15] B. Follin, L. Knox, M. Millea, and Z. Pan, *Phys. Rev. Lett.* **115**, 091301 (2015).
- [16] W. Hu, M. Fukugita, M. Zaldarriaga, and M. Tegmark, *Astrophys. J.* **549**, 669 (2001).
- [17] L. Knox and M. Millea, *Phys. Rev. D* **101**, 043533 (2020).
- [18] V. Poulin, T. L. Smith, T. Karwal, and M. Kamionkowski, *Phys. Rev. Lett.* **122**, 221301 (2019).
- [19] A. G. Riess *et al.*, *Astrophys. J. Lett.* **934**, L7 (2022).
- [20] N. Aghanim *et al.* (Planck Collaboration), *Astron. Astrophys.* **641**, A6 (2020); **652**, C4(E) (2021), .
- [21] E. Macaulay, R. C. Nichol, D. Bacon, D. Brout, T. M. Davis, B. Zhang, B. Bassett, D. Scolnic, A. Möller, C. B. D'Andrea *et al.*, *Mon. Not. R. Astron. Soc.* **486**, 2184 (2019).
- [22] S. Alam, M. Aubert, S. Avila, C. Balland, J. E. Bautista, M. A. Bershad, D. Bizyaev, M. R. Blanton, A. S. Bolton, J. Bovy *et al.*, *Phys. Rev. D* **103**, 083533 (2021).
- [23] G. E. Addison, D. J. Watts, C. L. Bennett, M. Halpern, G. Hinshaw, and J. L. Weiland, *Astrophys. J.* **853**, 119 (2018).
- [24] T. M. C. Abbott, F. B. Abdalla, J. Annis, K. Bechtol, J. Blazek, B. A. Benson, R. A. Bernstein, G. M. Bernstein, E. Bertin, D. Brooks *et al.*, *Mon. Not. R. Astron. Soc.* **480**, 3879 (2018).
- [25] A. Cuceu, J. Farr, P. Lemos, and A. Font-Ribera, *J. Cosmol. Astropart. Phys.* **10** (2019) 044.
- [26] N. Schöneberg, J. Lesgourgues, and D. C. Hooper, *J. Cosmol. Astropart. Phys.* **10** (2019) 029.
- [27] W. L. Freedman, B. F. Madore, D. Hatt, T. J. Hoyt, I. S. Jang, R. L. Beaton, C. R. Burns, M. G. Lee, A. J. Monson, J. R. Neeley *et al.*, *Astrophys. J.* **882**, 34 (2019).
- [28] P. Shah, P. Lemos, and O. Lahav, *Astron. Astrophys. Rev.* **29**, 9 (2021).
- [29] L. Verde, T. Treu, and A. G. Riess, *Nat. Astron.* **3**, 891 (2019).
- [30] A. G. Riess, *Nat. Rev. Phys.* **2**, 10 (2019).
- [31] E. Di Valentino, O. Mena, S. Pan, L. Visinelli, W. Yang, A. Melchiorri, D. F. Mota, A. G. Riess, and J. Silk, *Classical Quantum Gravity* **38**, 153001 (2021).
- [32] N. Schöneberg, G. Franco Abellán, A. Pérez Sánchez, S. J. Witte, V. Poulin, and J. Lesgourgues, *Phys. Rep.* **984**, 1 (2022).
- [33] M. Asgari, C.-A. Lin, B. Joachimi, B. Giblin, C. Heymans, H. Hildebrandt, A. Kannawadi, B. Stözlner, T. Tröster, J. L. van den Busch *et al.*, *Astron. Astrophys.* **645**, A104 (2021).
- [34] C. Heymans, T. Tröster, M. Asgari, C. Blake, H. Hildebrandt, B. Joachimi, K. Kuijken, C.-A. Lin, A. G. Sánchez, J. L. van den Busch *et al.*, *Astron. Astrophys.* **646**, A140 (2021).
- [35] E. Di Valentino *et al.*, *Astropart. Phys.* **131**, 102604 (2021).
- [36] E. Abdalla *et al.*, *J. High Energy Astrophys.* **34**, 49 (2022).
- [37] R. C. Nunes and S. Vagnozzi, *Mon. Not. R. Astron. Soc.* **505**, 5427 (2021).
- [38] J. C. Hill, E. McDonough, M. W. Toomey, and S. Alexander, *Phys. Rev. D* **102**, 043507 (2020).
- [39] M. M. Ivanov, E. McDonough, J. C. Hill, M. Simonović, M. W. Toomey, S. Alexander, and M. Zaldarriaga, *Phys. Rev. D* **102**, 103502 (2020).
- [40] T. Tröster, M. Asgari, C. Blake, M. Cataneo, C. Heymans, H. Hildebrandt, B. Joachimi, C.-A. Lin, A. G. Sánchez, A. H. Wright *et al.*, *Astron. Astrophys.* **649**, A88 (2021).
- [41] N. Roy, A. X. Gonzalez-Morales, and L. A. Urena-Lopez, *Phys. Rev. D* **98**, 063530 (2018).
- [42] L. A. Ureña López and N. Roy, *Phys. Rev. D* **102**, 063510 (2020).
- [43] R. R. Caldwell, R. Dave, and P. J. Steinhardt, *Phys. Rev. Lett.* **80**, 1582 (1998).
- [44] A. Albrecht, C. P. Burgess, F. Ravndal, and C. Skordis, *Phys. Rev. D* **65**, 123506 (2002).
- [45] A. Albrecht, C. P. Burgess, F. Ravndal, and C. Skordis, *Phys. Rev. D* **65**, 123507 (2002).
- [46] P. G. Ferreira and M. Joyce, *Phys. Rev. D* **58**, 023503 (1998).
- [47] S. Bashinsky and U. Seljak, *Phys. Rev. D* **69**, 083002 (2004).
- [48] Z. Pan, L. Knox, B. Mulroe, and A. Narimani, *Mon. Not. R. Astron. Soc.* **459**, 2513 (2016).
- [49] G. Ballesteros and J. Lesgourgues, *J. Cosmol. Astropart. Phys.* **10** (2010) 014.
- [50] E. Jennings, C. M. Baugh, R. E. Angulo, and S. Pascoli, *Mon. Not. R. Astron. Soc.* **401**, 2181 (2010).
- [51] P. Brax, J. Martin, and A. Riazuelo, *Phys. Rev. D* **62**, 103505 (2000).
- [52] W. Hu and N. Sugiyama, *Astrophys. J.* **471**, 542 (1995).
- [53] S. Alam *et al.* (BOSS Collaboration), *Mon. Not. R. Astron. Soc.* **470**, 2617 (2017).
- [54] B. D. Sherwin and M. White, *J. Cosmol. Astropart. Phys.* **02** (2019) 027.
- [55] N. Aghanim *et al.* (Planck Collaboration), *Astron. Astrophys.* **641**, A5 (2020).
- [56] N. Aghanim *et al.* (Planck Collaboration), *Astron. Astrophys.* **641**, A8 (2020).
- [57] D. M. Scolnic *et al.* (Pan-STARRS1 Collaboration), *Astrophys. J.* **859**, 101 (2018).
- [58] A. G. Riess, S. Casertano, W. Yuan, L. M. Macri, and D. Scolnic, *Astrophys. J.* **876**, 85 (2019).
- [59] P. A. R. Ade *et al.* (Planck Collaboration), *Astron. Astrophys.* **571**, A20 (2014).
- [60] S. Joudaki *et al.*, *Astron. Astrophys.* **638**, L1 (2020).
- [61] M. A. Troxel *et al.*, *Phys. Rev. D* **98**, 043528 (2018).

- [62] S. Coleman and F. De Luccia, *Phys. Rev. D* **21**, 3305 (1980).
- [63] J. Weller, *Particles, Strings and Cosmology (PASCOS 99)* (2000), pp. 310–313, <https://inspirehep.net/literature/526631>.
- [64] J. D. Barrow, R. Bean, and J. Magueijo, *Mon. Not. R. Astron. Soc.* **316**, L41 (2000).
- [65] D. Blas, J. Lesgourgues, and T. Tram, *J. Cosmol. Astropart. Phys.* **04** (2011) 034.
- [66] T. Brinckmann and J. Lesgourgues, *Phys. Dark Universe* **24**, 100260 (2019).
- [67] B. Audren, J. Lesgourgues, K. Benabed, and S. Prunet, *J. Cosmol. Astropart. Phys.* **02** (2013) 001.
- [68] F. Feroz and M. P. Hobson, *Mon. Not. R. Astron. Soc.* **384**, 449 (2008).
- [69] F. Feroz, M. P. Hobson, and M. Bridges, *Mon. Not. R. Astron. Soc.* **398**, 1601 (2009).
- [70] F. Feroz, M. P. Hobson, E. Cameron, and A. N. Pettitt, *Open J. Astrophys.* **2** (2019).
- [71] J. Buchner, A. Georgakakis, K. Nandra, L. Hsu, C. Rangel, M. Brightman, A. Merloni, M. Salvato, J. Donley, and D. Kocevski, *Astron. Astrophys.* **564**, A125 (2014).
- [72] A. Lewis, [arXiv:1910.13970](https://arxiv.org/abs/1910.13970).
- [73] W. Hu and M. White, *Astrophys. J.* **471**, 30 (1996).
- [74] F.-Y. Cyr-Racine, F. Ge, and L. Knox, *Phys. Rev. Lett.* **128**, 201301 (2022).
- [75] F. Ge, F.-Y. Cyr-Racine, and L. Knox, [arXiv:2210.16335](https://arxiv.org/abs/2210.16335).
- [76] Planck legacy archive, <https://pla.esac.esa.int/#cosmology>.
- [77] A. G. Riess *et al.*, *Astrophys. J.* **861**, 126 (2018).
- [78] Z. Hou, R. Keisler, L. Knox, M. Millea, and C. Reichardt, *Phys. Rev. D* **87**, 083008 (2013).
- [79] J. L. Bernal, L. Verde, and A. G. Riess, *J. Cosmol. Astropart. Phys.* **10** (2016) 019.
- [80] P. A. R. Ade *et al.* (Planck Collaboration), *Astron. Astrophys.* **594**, A13 (2016).
- [81] S. J. Clark, K. Vattis, J. Fan, and S. M. Koushiappas, [arXiv:2110.09562](https://arxiv.org/abs/2110.09562).
- [82] T. L. Smith, V. Poulin, J. L. Bernal, K. K. Boddy, M. Kamionkowski, and R. Murgia, *Phys. Rev. D* **103** (2021).
- [83] L. Herold, E. G. M. Ferreira, and E. Komatsu, *Astrophys. J. Lett.* **929**, L16 (2022).
- [84] G. Efstathiou, *Mon. Not. R. Astron. Soc.* **505**, 3866 (2021).
- [85] D. Camarena and V. Marra, *Mon. Not. R. Astron. Soc.* **504**, 5164 (2021).
- [86] G. Benevento, W. Hu, and M. Raveri, *Phys. Rev. D* **101**, 103517 (2020).
- [87] G. Alestas and L. Perivolaropoulos, *Mon. Not. R. Astron. Soc.* **504**, 3956 (2021).
- [88] W. Yang, E. Di Valentino, S. Pan, Y. Wu, and J. Lu, *Mon. Not. R. Astron. Soc.* **501**, 5845 (2020).
- [89] G. Alestas, D. Camarena, E. Di Valentino, L. Kazantzidis, V. Marra, S. Nesseris, and L. Perivolaropoulos, *Phys. Rev. D* **105**, 063538 (2022).
- [90] R. C. Nunes and E. Di Valentino, *Phys. Rev. D* **104**, 063529 (2021).
- [91] T. Sekiguchi and T. Takahashi, *Phys. Rev. D* **103**, 083507 (2021).
- [92] S. Vagnozzi, F. Pacucci, and A. Loeb, *J. High Energy Astrophys.* **36**, 27 (2022).
- [93] S. Kumar and R. C. Nunes, *Phys. Rev. D* **94**, 123511 (2016).
- [94] M. Lucca, *Phys. Rev. D* **104**, 083510 (2021).
- [95] E. Di Valentino, A. Melchiorri, O. Mena, and S. Vagnozzi, *Phys. Rev. D* **101**, 063502 (2020).
- [96] A. Gómez-Valent, V. Pettorino, and L. Amendola, *Phys. Rev. D* **101**, 123513 (2020).
- [97] E. Di Valentino, *Mon. Not. R. Astron. Soc.* **502**, 2065 (2021).
- [98] C. Armendariz-Picon, V. Mukhanov, and P. J. Steinhardt, *Phys. Rev. D* **63**, 103510 (2001).
- [99] S. DeDeo, R. R. Caldwell, and P. J. Steinhardt, *Phys. Rev. D* **67**, 103509 (2003); **69**, 129902(E) (2004).
- [100] H. Miyatake *et al.*, *Phys. Rev. D* **106**, 083520 (2022).