

Detecting low-energy interactions and the effects of energy accumulation in materials

Sergey Pereverzev ^{*}*Lawrence Livermore National Laboratory, 7000 East Avenue, Livermore, California 94550, USA*

(Received 29 July 2021; accepted 3 January 2022; published 4 March 2022)

Elusive as dark matter particles are, they are not the only entities that can produce small energy releases deep inside the most sensitive detectors. Cosmogenic and residual radioactivity as well as other factors can produce and slowly accumulate long-living excitations and defect configurations in materials. Unsteady and avalanche-like releases of accumulated energy can limit the dynamic range of detectors and the sensitivity of experiments. This type of mechanism, while not widely discussed in the dark matter and neutrino detectors community, got a lot of attention in discussions about systems with energy flow in the context of nonequilibrium thermodynamic. This paper explores the avalanche hypothesis using published data on low-energy background in detectors and available condensed-matter physics information on excitations, defects, and energetic molecules which can be produced in detector materials and examine ways to use these models to understand the origin of low-energy background in dark matter and other detectors and for suppression of these backgrounds.

DOI: [10.1103/PhysRevD.105.063002](https://doi.org/10.1103/PhysRevD.105.063002)

I. INTRODUCTION

Significant interest in the dark-matter problem and physics beyond the Standard Model has encouraged experimenters to “turn all stones” [1–3], including searching for light-mass dark matter particles at the limits of the low-energy detector’s sensitivity [4–8]. While these searches show promise, they suffer low-energy background effects that change with the cumulative ionization load, and which can vary with impurities and/or changes in pressure and temperature. Furthermore, troublesome correlations—such as time and position correlations with real events and delayed simultaneous observations of several electrons or photons after large events—appear in signals from a variety of detector types and materials. These correlations suggest that there may be unexpected, condensed matter or chemical processes and effects affecting data in the search for the elastic scattering of low-energy neutrinos on nuclei and in the quest for dark matter particles and physics beyond the standard model.

For dual-phase noble liquid detectors, these small background signals consist of approximately 1–8 detected ionization electrons, which lie in the signal range expected for coherent elastic scattering of neutrinos on nuclei (CEvNS) for low-energy reactor antineutrinos scattering on Xe or Ar nuclei [9,10]. CEvNS has the largest cross section for interactions known for low-energy neutrinos, so it is interesting to use this process to obtain experimental

information on neutrinos which would allow one to address a range of fundamental and practical problems. Such efforts include monitoring the solar neutrino flux, detecting neutrinos from a supernova, and harnessing applied neutrino physics, including applying neutrino detectors to reactor monitoring. This yet unidentified low-energy background in underground experiments with Xe (e.g., Xenon1Ton [4]) and Ar (DarkSide-50 [6]) is sufficiently low to allow detection of CEvNS at a power reactor with a short (~ 25 m) baseline detector if both detector and reactor are placed deep underground. However, for detectors operating at the surface, where the cosmogenic ionization load is larger, this low-energy background exceeds expected CEvNS rates under realistic conditions (distance from the reactor and reactor power) by several orders of magnitude. Thus, the effects discussed here are not small, and resolving the observable excesses in low-energy backgrounds would facilitate progress in multiple experiments, where these effects blur data and impede discoveries.

This paper discusses mechanisms known to exist in detector materials but that have not yet been considered in analyses of low-energy background data. We propose a model that includes the production of energy-bearing states (excitations), their accumulation, and their avalanche-like annihilations, and we predict the avalanches will yield bursts of photons, electrons, quasiparticles, intermittency, and other “noisy,” irregular dynamic effects. The model follows the scenario of self-organized criticality (SOC) [11,12] and predicts that this noise will increase with increasing ionization load or with energy dissipated in detector materials by any other process. We anticipate that when these underlying

^{*}Corresponding author.
pereverzev1@llnl.gov; persev@gmail.com

processes in the system are properly understood, the model may be exploited to suppress or discharge these background-generating mechanisms.

II. RECURRING PATTERNS IN THE NEAR-THRESHOLD BACKGROUND (BACKGROUND ON NOISE)

We tried to review the low-energy response and background observed within a range of different particle detectors, with focus on results obtained with dual-phase noble liquid detectors. The principle of operation of these detectors is explained in Fig. 1. In the course of this work we found a striking commonality: for multiple detector types the number of background events rises sharply for energies approaching those required to produce a photon or electron in the detector materials [6,8,13–18]—see Figs. 2 and 3. In dual-phase (liquid-gas) Ar and Xe detectors, the events' histograms manifested a large number of single electrons in the detector as well as multiple-electrons events—with two, three, four, ... up to eight electrons observed [as in Fig. 2(a)]. The events of these one-to-few electrons were detected during the

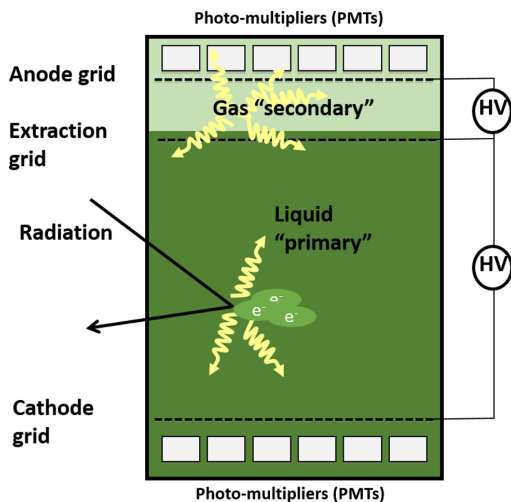


FIG. 1. Operation principle of the dual-phase detector (also called noble liquid time-projection chamber, TPC). Electron-ion pairs produced in liquid active volume due to an interaction with a primary particle are separated by electric drift field; the primary luminescence (S1) signal is detected by upper and lower arrays of PMTs. Electrons are driven up toward the liquid-gas interface, where they are emitted into gas and produce proportional gas electroluminescence (S2 signal) on their way to the anode. The center of mass of the S2 signal is determined by the upper PMT array (above the anode grid), provides X-Y position information; the total S2 signal also provides the total number of electrons extracted from the liquid into gas. The delay between the S1 and S2 signals measures the electron drift time in the liquid and provides the Z coordinate of the primary event (dual-phase detectors are a subtype of time-projection chambers). For low-energy events primary scintillation becomes undetectable because of incomplete photon detection (incomplete surface coverage with photodetectors and limited quantum efficiency of photon detectors).

normal low-energy event time window and looked like typical low-energy ionization events [see Figs. 2(a)–2(c)]. Scintillator [16,18] and semiconductor [8] detectors manifested similar growth within their low-energy background, though the very low-energy portions of these detectors' events spectra—i.e., near single-electron or single-photon events—are below their current amplifier noise or photomultiplier tubes (PMT) background, so only events with multiple electrons/photons could be analyzed [see Figs. 2(d) and 3(b)]. Additionally, when readouts in CCD devices allow single-electron sensitivity and when frames containing large ionization events were excluded, one-, two-, and three-electron background events were observable in the cold silicon CCDs [17]. Such patterns suggest a possible underlying cause justifying further examination.

The dual-phase detectors are, as a rule, designed specifically to reduce such low-energy noise and have had impressive success in this regard. Underground assembly and deployment are often employed to reduce direct cosmogenic backgrounds and induced radioactivity, and high levels of purification are essential to the performance of many of these detectors. Self-shielding and so-called fiducialization—deliberate exclusion of events identified in the outermost shell of the detection medium—are employed to inhibit the ingress of low-energy gamma or beta particles deep inside detectors. Low-angle Compton scattering of high-energy gammas and low-energy beta-active impurities in the materials should yield a practically flat or even slightly decreasing (toward zero) low-energy spectra of events inside the detector (as modeling of backgrounds in [6] shows). Thus, the operation of these detectors containing highly purified target media in low-background environments greatly challenges any notions of coincidental multielectron events—especially when the observed rate of single-electron events is too low to explain multiple coincidences of single-electron events.

In dual-phase detectors, the delayed electron emission is stronger after large ionization events (decay of this emission with time was the subject of multiple studies, including recent work from Purdue [19]), so data acquisition is usually vetoed for some time after muons or other large events in dark-matter particle searches; still, multiple-electron emission events leak into the final spectra, as depicted in Figs. 2(b) and 2(c). In above-ground operations, the low-energy background spectrum for different types of detectors has a similar shape but is much stronger than for underground operations (Figs. 3 and 4). Consistent with the dependence on depth (and thus muon exposure), low-energy background increases with the total ionization load. Dependence on ionization load was also observed (Fig. 3) with the small dual-phase Xe detector available at Lawrence Livermore National Laboratory (LLNL). The recent paper from Purdue University [19] points out an excess of multiple electron emission events over the random coincidence of single-electron events in a small dual-phase Xe detector operating above ground. Some

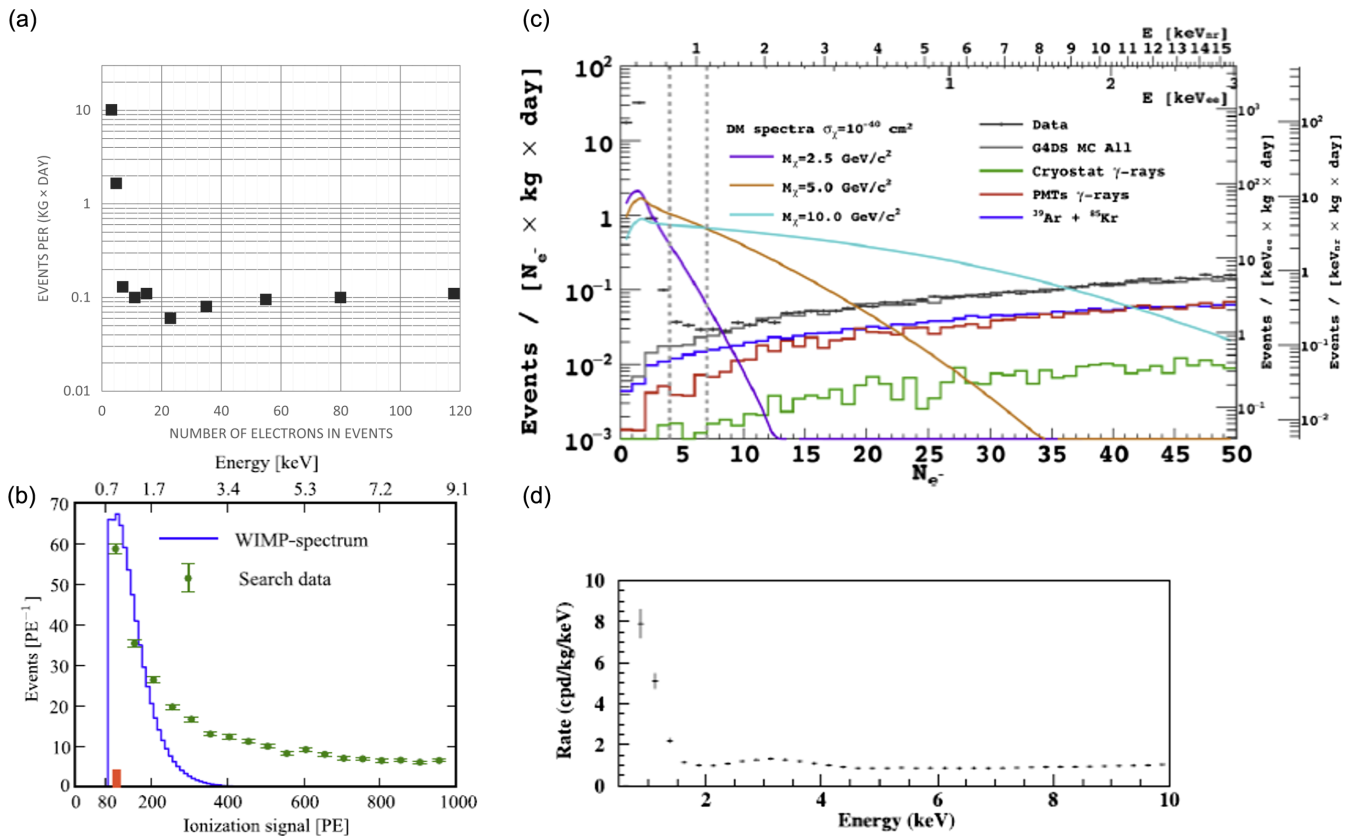


FIG. 2. Dark matter particle detectors operating underground (low background). (a) Xenon 10 experiment, 10 kg liquid Xe TPC; analysis of electroluminescence signal only, no fiducialization, no S2 length selection; we re-plotted data from Fig. 2(b) in [13] in the semi-logarithmic form. (b) Xenon 100 experiment [14], 100 kg liquid Xe TPC, analysis of electroluminescence signal only; the ~ 20 photoelectrons registered by PMTs in this experiment correspond to one electron extracted from the liquid; excessive few-electron noise is present, but “pre-breakdown electron multiplication” was observed in a too low electric field, so additional mechanisms for background can be present. (c) Dark Side 50 experiment [6], 50 kg liquid Ar TPC; small signals (below ~ 5 electrons) are excluded from this analysis; the author admits that the excessive background in the range of 4–7 electron events is not understood. (d) DAMA-LIBRA experiment, NAI(Tl) scintillator, energy deposition of 1 keV results here in registration 5.5–7.5 photons by PMTs; figure from paper [18] where David Nygren was discussing background data from phase 1; pictures in phase 2 analysis papers like [16] are showing data where lowest energy portions of background were removed from the analysis and plots.

universal material mechanism that depends on the total ionization rate in the detector appears to be present that is responsible for at least part of the low-energy background in these detectors.

While it is expected that ionization energy or single UV photon energy—not to mention few-photon or -electron events—are too large to be caused by thermal fluctuations at the detector operation temperature, this expectation assumes that detector materials are in thermal equilibrium, which may not be the case if “hot,” long-living excitations with lifetimes longer than the time in between ionization events can be produced in materials.

III. SELF-ORGANIZED CRITICALITY AS A MODEL FOR FEW-CARRIERS BACKGROUND

The observations about background patterns resemble a specific dynamic process known as self-organized

criticality. SOC initially appeared in computer simulations of large ensembles of interacting particles [11,12]. It is well visualized in a sandpile settling through a series of small avalanches after enough sand has been slowly added to the top of the pile. Similarly, when energy is slowly pumped into and accumulates in a material with complex internal interactions, relaxation can occur in the form of avalanches. Here, the term SOC describes a process wherein interacting excitations slowly accumulate inside a system and annihilate in avalanche-like events. Several examples of SOC are known in condensed-matter physics, such as crack formation in materials under increasing stress [21] and dynamics of quantized vortices as magnetic flux penetrates type II superconductors [22,23]. We posit those similar processes are at least partially responsible for background events in particle detectors and, possibly, quantum sensors operating at low temperatures.

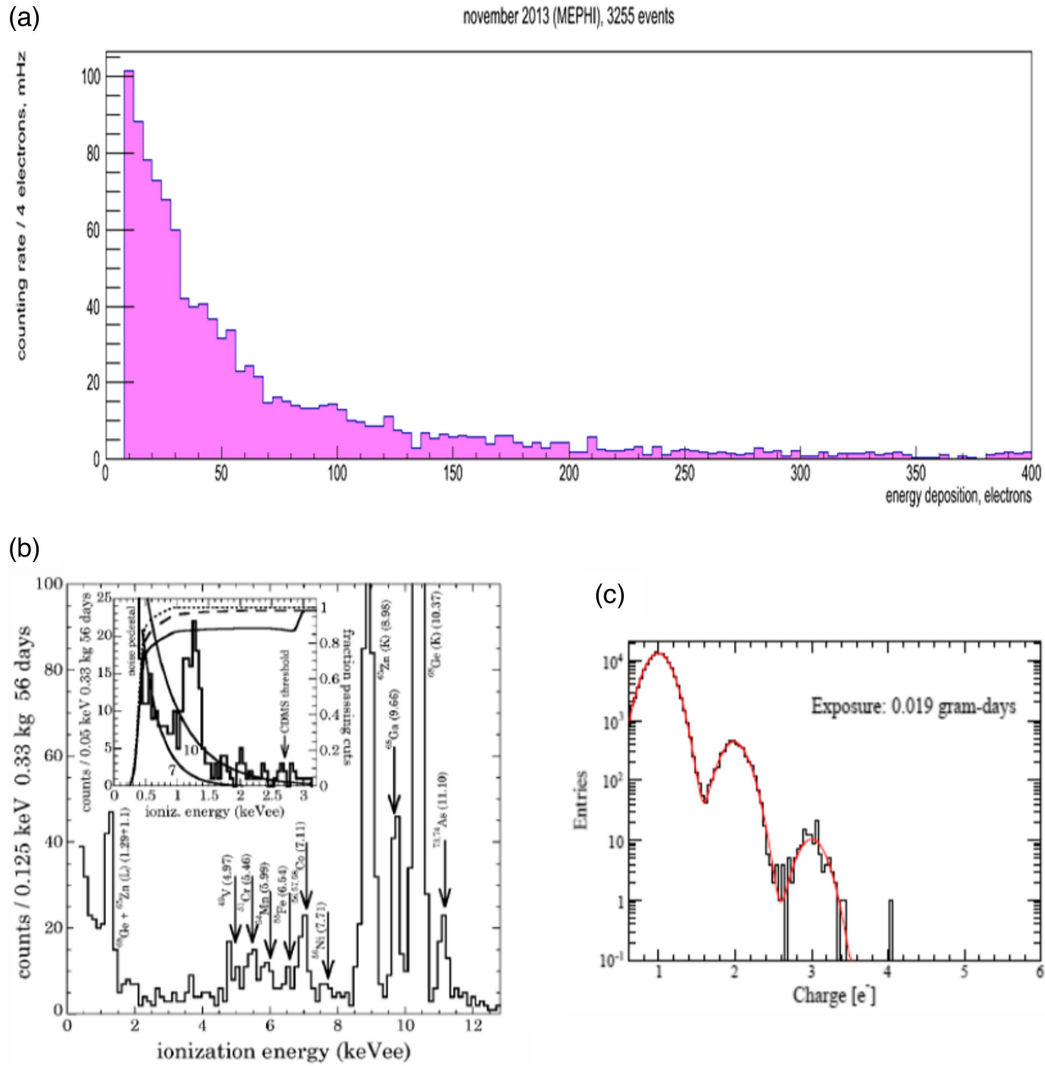


FIG. 3. Examples of background in surface experiments. (a) RED1 Xe detector operating in old reactor building, courtesy of Dmitri Akimov (the detector design is described in [42]). (b) High purity germanium detector [8] operating near power reactor (search for coherent neutrino scattering signal). (c) SENSEI project [17], thick silicon CCD, spectrum of small events, frames containing strong ionization events and frames after strong ionization event are rejected.

What makes this notion plausible is that when avalanches are present, in many cases they lead to *specific* correlations and effects in the systems [11,12]. For SOC-induced events, the probability of large-energy relaxation decreases with energy not exponentially but rather polynomially (which means that catastrophic relaxation events are possible). The frequency dependence of the noise power spectral density (more applicable to superconducting sensors such as SQUIDs or bolometers) is close to $1/f$.

Consistent with this hypothesis is the notion that large-energy relaxation events can be suppressed by forcing relaxations on small scales—akin to placing a sandpile on a vibrating plate to induce more small avalanches instead of allowing a few large avalanches. This technique is used to deal with snow avalanches at ski resorts—and can potentially be used with detectors.

IV. ENERGY ACCUMULATION IN SOLIDS SUBJECTED TO RADIATION AND POSSIBILITIES FOR AVALANCHE RELAXATIONS

It has long been known and widely applied—see [24] for example—that exposure to ionizing radiation causes materials to store and accumulate energy, with the resulting thermally stimulated luminescence (TSL), thermally stimulated electron emission (TSEE), and thermally stimulated conductivity (TSC) appearing in bulk dielectrics, semiconductors, and organic substances as well as in films on metal surfaces, though mechanisms of energy transfer to photons and electrons emitted from the sample surface in some systems remain unclear [25]. Luminescence, electron emission, and conductivity can also be triggered by exposing irradiated materials to visible or IR light or by imposing mechanical stress [24]. Increasing the temperature of

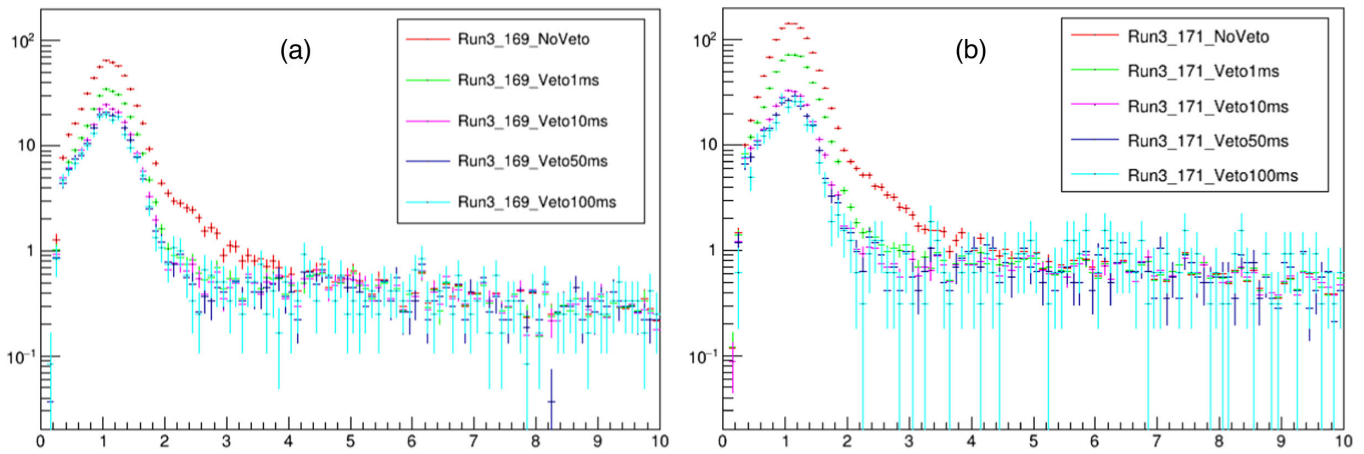


FIG. 4. Effect on low-energy background from the presence of a Co60 source placed outside detector and collimated with lead blocks to expose a limited region inside the active liquid volume. To generate these spectra events immediately after large events (more than 500 e) during veto period were ignored and corresponding correction was done to active time. (a) Rate of high energy events (more than 500 e) is 13 Hz. (b) Collimated Co60 source is present, rate of high energy events (more than 500 e) is 21 Hz. Data taken at LLNL small Xe detector, description of the detector can be found at [20].

irradiated materials in a series of small steps will liberate ions/carriers from different traps, prompting their recombination with ions of opposite signs, which may lead to luminescence. Counting photons emitted during each temperature step will provide a spectrum of the ion/electron traps in the material [24]. While this description is simplified, it is important to mention that in practically all materials exposed to cosmogenic and residual radioactivity, energy will slowly accumulate in the form of trapped ions and other long-living excitations. There is a limit on the amount of energy that can be accumulated in the material. For example, dose-response curves of TSL-based dosimeters are nonlinear and demonstrate saturation [24]. As the temperature increase required to observe TSL or TSEE in many common materials is relatively low (of the order of 100 C), energy barriers to trigger relaxation of individual sites are also low, and avalanche/chainlike relaxation processes may be possible.

Photon bursts have been observed in NaI(Tl) after exposure to UV light. This behavior is critical for the application of scintillator crystals for particle detection. A Saint-Gobain technical note [26] on the scintillation crystals observed that “with mild UV exposure, several pulses per second can be seen in the 6–10 keV region of a spectrum. If the crystal is stored in a dark area, this mild UV exposure will eventually disappear, although it may take from several hours to several days for the effects to stop.”

This observation is consistent with the main hypothesis: Due to the small activation energy needed to release stored energy from trapped charges, defects, or other metastable excitations, and because of the effects of clustering of defects, impurities, and trapped charges, in all materials where TSL, TSEE, or TSC are present, avalanche-like relaxation events that create bursts (or bunching) of electrons or photons, or bursts of conductivity can be present.

In alkali metal halides—such as NaI(Tl) scintillators—the presence of TSL is known [27], and alongside with phosphorescence (long-deadly luminescence) is sometimes mentioned as an explanation for non-linearities in the scintillator response. In solid Ar and Xe, not only TSL and TSEE are present [28,29], but also thermally stimulated sublimation, see Fig. 5. In common semiconductor detector materials like Si and Ge not only TSC is present, but, but exaelectron emission following irradiation or mechanical processing is known [30].

Energy storage in solid materials can extend to days (as has been seen in solid Xe or Ar) and years, and there is some evidence that oppositely charged ions can stay trapped close to each other [24]. Stable positive and negative ions (molecular ions, often called charge-transfer excitons) may be produced and trapped in alkali-halide crystals (in color centers, F centers, H centers, etc.) [31,32]. In noble gas solids (rare gas solid (RGS) is often used in condensed matter/chemistry papers), only positive native molecular ions are present— Xe_2^+ , Ar_2^+ , Ne_2^+ , He_2^+ . Impurities are therefore a likely requisite for long-time storage of negative ions in solid Xe and Ar. To explore such cases, initial experiments on energy storage in solid Xe used halogen-doped samples [33–35]. Later studies of TSL and TSEE effects in nominally pure solid Xe and Ar revealed correlations with the presence of oxygen [28,29]. Apkarian [35] observed that irradiating halogen-doped solid Xe with UV light produces short-lived so-called “exciplex” complexes of $\text{Xe}_2^+ X^-$ (where X represents Br, Cl, or F). These complexes subsequently fluoresce at submicrosecond scales and will occasionally (about one in 10^5 events) separate into closely spaced pairs of Xe_2^+ and X^- ions—a process called photolysis—with the resulting ion pairs appearing as metastable excitons experiencing a wide distribution of lifetimes. Other studies revealed the presence of reaction intermediates in solid rare gases under irradiation;

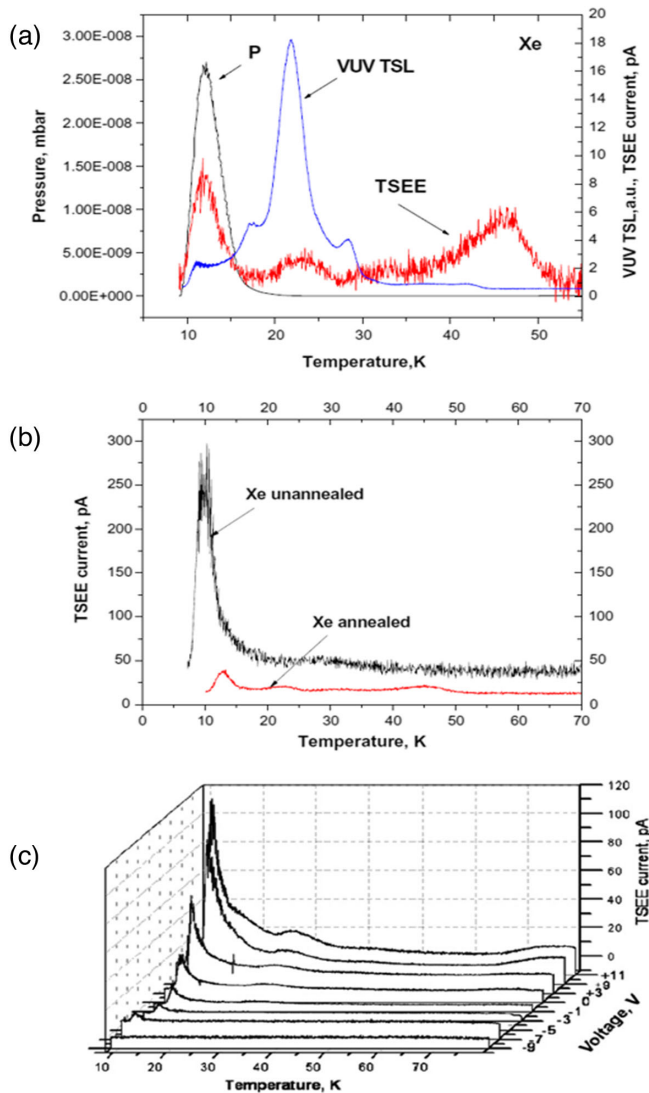


FIG. 5. Data from the papers of Savchenko *et al.* [28,29]. Solid Xe samples were grown from the gas phase at temperature ~ 6 K and irradiated with electrons; after irradiation temperature was raised in small temperature steps. (a) Thermally stimulated luminescence, thermally stimulated electron emission and thermally stimulated sublimation (in units of pressure increase) for solid Xe. (b) Suppression of thermally stimulated electron emission for Xe crystal annealed at higher temperature before irradiation at 6 K. Authors are not discussing reproducibility of results for different samples, results could be dependent on the regimes of crystal grows and annealing, and history of exposures to different sources of ionizing radiation. (c) Thermally stimulated electron emission current measured with different potential bias of electrometer current collecting electrode with respect to experimental chamber; a retarding potential ~ 8 V is required to suppress current.

these neutral and charged molecules consisting of noble gas (rare gas) atoms, halogen atoms, oxygen, and hydrogen have a short lifetime in the gas phase but can be stabilized by a solid matrix [36].

Defect and impurity clustering occur for many reasons. Ions and defects resulting from ionizing radiation will yield inhomogeneous initial distributions of excitations in the material (i.e., along particle tracks). Alternatively, the diffusion of defects and impurities out of single-crystal grains and their accumulation on grain boundaries and around other defects—e.g., dislocations, dislocation loops, boundaries, and interfaces—will trap ions and defects within the media.

Importantly, a small temperature increase will yield TSL in most common detector materials, i.e., the energy threshold for ion detrapping/ion-pair recombination is low—below a fraction of an eV. Once initiated, the lattice relaxations after the recombination of an ion pair can produce local lattice deformations and phonons, which, in turn, can liberate another ion. As the clustering of defects and impurities is a common effect, such relaxations can prompt avalanche-like recombination, especially of ions and other energy-bearing states stored within clusters. These behaviors match our hypothesized SOC-like dynamics in these materials.

The original SOC model [11,12] has universal features resembling phase transitions, such as the absence of a characteristic time and size scale for the region where an avalanche can take place, the specific shape of the energy spectrum of events, and other features. Cluster properties can be dependent on cluster size, composition, and specific chemical interactions. We suggest the term “SOC-like dynamic” to indicate the variability in behavior for different materials.

It is important to mention here that TSL and TSEE effects in solids are strongly dependent on the number of lattice defects in materials, and both formation and recombination of molecular ions inside a crystal lattice may produce lattice defects—even when the initial ionization was caused by UV light. Thus, relaxational processes will be dependent on the number of ions/excitations present and the history of the sample [as illustrated in Fig. 5(b)]; this suggests we are dealing with glasslike (disordered solids) behavior.

The dynamics occurring alongside metastable excitations in particle detectors are more complicated than in the case of energy steadily pumped into a system. Energetic particles can both produce and destroy the states responsible for energy storage. The low-energy nuclear recoils (below the ionization threshold)—such as those caused by the scattering of low-energy solar neutrinos—produce hot phonons and can trigger releases of stored energy but cannot produce new energetic excitations (new ions). Furthermore, tunneling, thermal excitations, and environmental factors—such as thermomechanical stress or ambient pressure variations—can also trigger relaxation events.

Thermal cycling and mechanical stress/ deformation also can lead to energy accumulation and storage in materials; we will discuss later that relaxational dislocation motion can

cause photon and exaelectron emission. At low temperatures, energy can be stored in much smaller portion-like energies of interactions of electron and ion magnetic moments or energies stored in quantized vortexes in superconductors and superfluids, textures of the order parameter, etc. While these energies are low, avalanche relaxation events can result in energy releases significant concerning temperature and cause unwanted and somewhat unexpected effects in detectors and quantum information devices.

We acknowledge that the SOC-like dynamic is not a universal rule in systems with energy flow and may not be the leading source of noise and background. Still, when the discovery of dark matter particles or other new physics is at stake, dynamic effects in a driven system (i.e., nonequilibrium thermodynamics effects) must be considered.

V. SIGNATURES OF SOC-LIKE AND GLASSLIKE DYNAMICS

Even with very limited knowledge of the involved microscopic processes, some interesting qualitative predictions can be made using the assumption of SOC-type dynamics in scintillators like NaI(Tl). Any ionizing radiation can cause effects similar to those produced by irradiation with UV light: after irradiation, one should expect to see an increase in the number of low-energy events looking like irradiation with 1–10 keV electrons; these signals should go away some time after radiation exposure. It is known that exposure to red or IR radiation is leading to the suppression of TSL in alkali halides, including NaI(Tl) [32]. Likely, red and IR light are causing quenching of metastable energy-bearing states in these materials, so subsequent heating will not cause energy release and UV light production. If the same energy-carrying states are involved in avalanche-like energy relaxation/release events, exposure of NaI(Tl) to red or IR radiation after exposure to UV light should alleviate the effect of exposure to UV light, i.e., make the number of 1–10 keV-like events smaller or even completely suppress this component in the event spectrum below other types of background. If the wavelength of quenching IR radiation can be chosen outside the sensitivity limits of the PMT used or if an efficient blocking filter for this IR/red light can be used, continuous IR irradiation can at least partly suppress the background caused by SOC-like dynamics in the 1–10 keV energy range. Excitation quenching may be nonradiative or radiative (without or with photons emission by the scintillator). Quenching can be also caused by a mechanical strain. So, the effect of UV light likely can be alleviated by the application of ultrasound or low-frequency oscillations of hydrostatic pressure (bulk compressions of material).

David Nygren estimated [18] that only 13% of the energy deposited by ionizing radiation into NaI(Tl) is emitted as luminescence and fluorescence, with the remaining $\sim 86\%$ available “to fuel complex avenues of long-term energy storage [18].” Like the effects of UV exposure described in

the Saint-Gobain technical note [26], this stored energy can lead to events looking akin to irradiation with \sim keV electrons. Low-energy signals in the DAMA-LIBRA experiment require only 0.15% of the available energy deposited by muons [18]. Energy-conversion efficiency for materials used in TSL dosimeter reaches upwards of 13% in many cases [37], so David Nygren’s suggestion that the yearly modulation of low-energy background seen in NaI(Tl) can be caused by a modulation of the muon flux and possibly other environmental effects cannot be rejected without more careful investigation. One needs to keep in mind that not only the muon flux and residual radioactivity in NaI(Tl) crystals can affect SOC-like dynamics, but the presence of trace impurities and crystal defects, and history of mechanical and thermal treatment of the samples [see Fig. 5(b)]; i.e., crystals with nominally the same composition but prepared by different technologies and containing different number or type of defects can demonstrate quantitatively different SOC-like effects.

VI. SURFACE AND BULK EFFECTS IN DUAL-PHASE (LIQUID-GAS) Xe AND Ar DETECTORS (PROBLEMS ON SURFACES AND IN BULK)

Given the operation principles and design of the dual-phase detector (Fig. 1), multiple mechanisms may lead to energy accumulation, charge accumulation, and delayed electron and photon emission in these detectors. As dual-phase designs are chosen in numerous ongoing and suggested projects attempting to expand dark matter searches into lower-mass/smaller-energy thresholds [3,38], expand detector sizes [39], and search for Solar axions [40], clarifying and mitigating the origin of unidentified signals in these devices, which become more costly with increasing size, must be a central priority. Thus, here potential offending mechanisms are discussed with emphasis on those that can lead to avalanche-like relaxation dynamics.

The incomplete extraction of electrons from the liquid phase into gas and trapping of electrons and ions in an electrostatic potential trap at the liquid-gas interface with a subsequent release, as well as electron trapping and release by electronegative impurities in liquid are the often-listed problems. Note that the potential trap for electrons at the liquid-gas boundary of liquid Xe is about 0.8 eV [41], so some yet unidentified mechanisms need to be present to liberate electrons. Each of these mechanisms can lead to parasitic electron emission events and position and time correlations with previous strong ionization events—e.g., electrons trapped by an impurity will slowly drift toward the liquid surface, and if liberated by S2 light from a later event, or liberated by chemical ionization, or by thermal activation (for a low electron affinity trap), the electron will show up at the XY position correlated with the initial ionization location. Here diffusion is producing some spread or smearing; macroscopic liquid flow due to convection, and

waves on the liquid surface can produce additional corrections. Beneficially, as electron drift time in the liquid in dual-phase detectors is short (few tens to 300–700 μs in large detectors such as LUX or Xenon 1T), events from the photoeffect or ionizations caused by S2 light can be excluded by a time veto after S2 events. However, electrons detected long after the maximum electron drift time delay present a problem for vetoing strategies.

Indeed, the LUX, Xenon 1T, and RED (Russian Emission Detector) experiments all observed delayed single-electron events at the positions of past strong ionization events (S2 events) [41–44], and the observed delays were occasionally significantly larger than the maximum free-electron drift time. Such significant delays are strong evidence for long relaxation or energy-storage processes. Observed increased electron emission lasts only for about a second after large ionization events in Xe detectors underground [43,44] and can be traced for up to 100 ms in small above-ground detectors [42]. The large rate of events obscures observation of longer correlations in above-ground experiments. Nonetheless, energy storage can be present for time intervals longer than 1 s.

Importantly, radioactive impurities decaying inside walls and electrodes or energetic particles interacting with walls and electrodes are producing a continuous energy spectrum with incomplete energy deposition in the liquid or partial electron extraction into the liquid (see recent development in [45]). The spectrum of events produced by these events can be modeled down to low energies. Uncertainties in modeling the very low-energy portion (few electron events) of these events likely will be high, as well as S2 pulse shape for most of these events (higher energy fraction) could be different from the few electron “tails.” There are other surface mechanisms which can produce few electron events, and additional efforts could be required to distinguish them from the above “partial deposition/extraction” events.

Metal and dielectric surfaces are a possible source of long-delayed single- and multiple-electron emission events. Field emission of electrons from metal becomes nonlinear and complex as one approaches breakdown conditions, but experimenters avoid operating detectors in these regimes. However, even when the electric field at the surface is far away from breakdown and even when the probability of thermally excited electron emission is low because of low temperature, multiple effects are known to produce electron and photon emissions. One family of these effects, the previously described TSEE, occurs when ionizing radiation pumps energy into materials. Other sources of energy as mechanical stress and dislocation motion in materials can trigger electron and photon emission from surfaces of dielectric and oxide layers on a metal surface; [46] describes such delayed electron emission from deformed metal. These effects allow researchers to visualize mechanical stress, fatigue, dislocation, and defect motion, etc., via electron

microscopy and other scanning techniques (see, for example, [47]). The common feature across these examples is that multiple energy-transfer mechanisms can produce excited states on surfaces and cause photon and electron emission (see [25] for more discussion).

There is another important possibility: dislocation motion or grain rearrangements can cause microscopic local changes of the structure of the oxide layer on the metal surface and lead to self-organization and subsequent disturbance of microscopic electron-emitting structures on the surface capable to efficiently emit electrons in a low electric field.

The mentioned mechanisms are not yet sufficiently understood; using coatings with low secondary electron emission, like those in development for space microwave antennas [48], may provide an avenue to suppress these effects. Radiopurity of coatings containing niobium and titanium nitrides [48] can be a separate problem, but experimenting with coatings can help to separate and study another family of effects: energy accumulation in physisorbed solid layers on metal surfaces and interactions in between metal and physisorbed layers.

Up to 8–10 monolayers of solid physisorbed layers of Ar and Xe are present on all internal surfaces and electrodes in dual-phase detectors [49]. Our previous discussion on TSL and TSEE effects in solid Xe and Ar indicates that TSL and TSEE can be present in dual-phase detectors—which consequently can explain how SOC-type dynamics in solid Xe and Ar can be present. In LUX, Xenon 1T, RED-100, and many other detectors, the extraction grid is in the liquid ~ 5 mm below the liquid-gas interface, i.e., close to the gas-amplification region. A local gas electroluminescence event can consequently produce a localized imprint in the physisorbed solid xenon layer on the extraction grid due to photolysis [35]—wherein pairs of Xe_2^+ and O^- , F^- ions are produced and trapped in the solid layer. Accumulation and avalanche-like recombination of trapped positive-negative ion pairs would produce delayed electron emission and correlated (multiple) electron (and photon) emission events with characteristic timelines independent of the electron drift time in liquid, but still position correlated with a previous strong S2 emission event.

The Russian Emission Detector (RED) group performed a series of experiments to locate and suppress mechanisms of delayed electron emission. For their small Xe detector operating above ground, they observed that the S2 pulse from strong ionization events (like muons) often was followed by another light production event at the perimeter of the detector, which they named S3 light pulse [44]. In their detector, the anode grid was in gas, but a metal rim of the grid holder was touching the liquid surface to collect nonextracted electrons. The interpretation was that a cloud of nonextracted electrons can travel over the liquid surface toward the detector perimeter where due to electric field

shape electrons somehow can escape into the gas phase and produce the S3 light pulse by electroluminescence. Moreover, for single vertex ionization events they were able to trace in space and time a weak electron emission from the surface-bound electron cloud as it propagates from S2 position to S3 position on a practically straight line. In the LUX underground experiment similar multielectron escape events arising at the same and at different x-y positions, compared to the anterior event, were observed after large ionization events [44]. They were named e-bursts. E-bursts mostly were observed close to the location of the preceding S2 event, but with larger range of observed delay after the S2 pulse—a few milliseconds against a fraction of millisecond for S3 pulses in Russian experiments. Thus, unextracted electrons after large ionization events in the detector can escape to the gas from the liquid surface, but the exact mechanism is yet unknown. One can speculate that differences in electric field configuration and materials are responsible for the differences in phenomenology in different experiments, but electron extraction can be also dependent to the presence of waves and impurities at the liquid surface—parameters that were not controlled.

In a 200 kg (about 160 kg active volume) Xe dual-phase detector operating above ground, the RED team installed an additional gate grid just under the extraction grid, which enabled the application a positive potential to this gate relative to the extraction grid to prevent electrons in the drift space (active volume) from reaching the liquid surface [50]; this electron current was dumped instead to the second gate. This closing potential was applied automatically for the duration of 1 ms whenever a luminescence signal S1 above a chosen threshold was detected. By applying this potential, RED prevented more than 95% of primary ionization electrons occurring during large events from reaching the liquid surface, which thereby reduced both the number of electrons that could be trapped on the liquid surface and the number of photons in the S2 pulse that could deposit energy on the grids and in the liquid volume. Application of this technique reduced the rate of single-electron events to about 250 kHz—compared with about 750 kHz in cases where counts during this 1 ms time interval were merely excluded. So, the RED group concluded that most of the remaining (after strongly reducing the number of electrons reaching the liquid surface) electron emission events originated below the extraction grid and the second gate, in the bulk liquid active volume and on the cathode. By observing that after deactivation of the stopping potential the single-electron signals are appearing with a delay corresponding to electron drift time from the second gate to the surface, and with no excess single electron rate right after stopping potential removal one can conclude that accumulation and subsequent release of electrons on the second gate is not essential. Thus, the RED-100 data suggest that one of the sources of multiple-electron emission events could be the bulk liquid, as most

of the remaining (after double-gate activation) single-electron emissions originated in their experiments.¹

To search for CEvNS events, the RED-100 detector is installed under the reactor of the Kalininskaya nuclear power plant, where the muon rate (which is believed to be the main ionization source in their setup) is ~ 5 times lower and, correspondingly, the single-electron rate is expected to be about 5 times smaller [50]. Even under the reactor, the high rate of single-electron events will lead to many random coincidences—so the CEvNS signals from reactor antineutrinos are expected to rise above random coincidences for CEvNS events with more than four electron events [50]. The correlated emission of electrons in dual phase noble gas detectors would constitute a significant uncertainty for the planned large experiments of this type.

The presence of impurities in the bulk liquid likely plays a role, and we can point to two distinct channels for producing single and multiple delayed electron-emission events in bulk liquids when impurities are present. The most obvious channel is due to the formation of slow atomic and molecular ions, and chemical radicals in the presence of impurities. Slow ions, both positive and negative, move 1000 to 10 000 times slower than free electrons [51] and will be present in the liquid for a few seconds after ionization events. Chemical radicals (broken chemical bonds; fragments of larger molecules) can be formed by primary particles, by UV light, and by free electrons drifting in the strong electric field. Interactions between ions, radicals, and impurity molecules can produce delayed single-electron emission and few-electron emission events if the produced single electron liberates another one by impact during drift in the electric field. The oft-discussed possibility of electron capture and consequent release by an electronegative impurity also falls under this group of processes. Because the formation of slow ions and radicals is correlated in space and time with primary events, delayed electron emission produced this way will also be correlated with primary ionization events.

The other channel relates to the possibility that impurities and radicals can form molecular aggregates in liquid Xe and Ar, and these aggregates can accumulate sufficient energy to produce several electrons and photons simultaneously. This channel likely necessitates a brief discussion of experimental evidence for the “donor impurities” responsible for a variety of positive ions in Xe and Ar detectors. The liquid in dual-phase detectors continuously circulates by evaporating, passing as a gas through heated chemical getters, and condensing back into liquid. Thus, impurity concentrations stay at few ppb levels in liquid Xe and even lower in Ar detectors. While concentrations of

¹Potentially, the arrival of positive ions to the cathode can cause electron emission, but there were no observations of long-delayed (more than 1 s) or reappearing electron emission after large ionization events.

electronegative impurities are usually monitored by measuring free-electron pulses decaying with travel distances in liquids, revealing the presence of positively charged impurity ions requires different techniques. In experiments [51,52], the mobility of O_2^- ions and Xe ions (Xe^+ and Xe_2^+) was measured in a strong electric field. Normally, ionizing a liquid in a slab between two flat electrodes using high-energy x rays should lead to a homogeneous production of ions and electrons within the liquid. Accordingly, the drift of each ion type should result in the current's pulse linearly going to zero as all the respective ions reach the electrode—so the total response should be composed of linearly decreasing current fragments. In the presence of impurities, positive Xe ions will collect electrons from impurities with smaller ionization potential (donors), which will result in visibly nonlinear current fragments in the relaxation response. The experiments revealed a presence of donor impurities. Importantly, in experiments [51,52], the Xe gas was passed through a heated getter of the same type as used in all modern dual-phase detectors before condensing in the drift cell, but this procedure appears to have been insufficient to remove the donor impurities to a desirable level. Additional ionization cleaning—prolonged irradiation of the drift cell with x rays (there were no plastics in the cell design)—resulted in the removal of impurities and the restoration of the expected linear patterns among the fragments in the response current. By introducing a controllable concentration of organic impurities, the authors of [51,52] checked whether the free drift of Xe ions over 5 mm distance without noticeable charge exchange with impurities requires donor impurity concentrations below 0.1 ppb. The authors of [51,52] concluded that donor impurities were most likely the remains of hydrocarbon and fluorocarbon lubricants used in the gas-processing equipment, a factor that affects all future dual-phase detectors.

Charge exchange (electron and proton exchange) between ions (like Xe ions getting electrons from the donor impurities) is taking place in gases and has practical applications: it allows detection of trace impurities in Ar and Xe at ppt (part per trillion) level in atmospheric pressure ionization mass spectrometers (APIMS) [53]. Delayed electron and photon emission due to the presence of impurities in noble gases also was studied and is known under the name afterglow [54]; studies of electrical breakdown in gases also reveal effects of long-living excitations and radicals both in gas and on surfaces of electrodes [55].

Positive ions arriving on the cathode and extraction grid in liquid Xe and Ar detectors are not Xe or Ar ions, but rather donor impurity ions. In liquid, the kinetic energy of atomic or molecular ions drifting in an electric field is low, so only chemical energy (recombination energy) of these ions can cause electron emission (secondary electron emission) from electrodes. Dependence of secondary electron emission and multiple electron emission on chemical

energy of slow ion recombination on the metal surface was studied in [56]. Results of this study may explain why ion recombination on the cathode or extraction grid is not producing clear observable electron emission effects: chemical energies of “donor impurities” ions are too low to cause secondary electron emission. It is difficult to predict if the accumulation of the donor impurity ions or neutral donor atoms or molecules in solid physisorbed layers at the cathode surface are changing electron emission in Ar and Xe detectors, but emission can be strongly affected by the presence of positive ions in a thin dielectric film on a metal surface (Malter effect [57] provides an example).

We posit the existence of another channel producing delayed multiple-electron and/or -photon events specific to liquid gases (and much less probable in the gas phase): the formation of molecular aggregates/clusters with excessive chemical energy. This hypothesis is based on known examples. Liquid noble gases—especially xenon, which can be liquified at rather high temperatures—have long been considered a convenient solvent for chemical and photochemical reactions [58]. Liquid Xe can stabilize chemical radicals produced by UV light (they can live longer than in the gas phase) and make it possible to replace atoms or functional groups in organic molecules [59]. Also, impurities in liquid gases can make molecular aggregates that do not exist in the gas phase [59], and this effect is not just due to low temperature but also is due to “encaging effects” [59]—like stabilization of reaction intermediates in a solid rare gas matrix [36]. Examples are given in [59], wherein molecules reacting via exothermal reactions in the gas phase can form a low-energy hydrogen bond to produce a (meta-)stable complex, with the oscillation frequencies around this bond remaining measurable. If several molecules or radicals form metastable clusters with sufficiently large chemical energy, chain reactions in these clusters can release several electrons and photons.

The most recent examples of energetic stable molecules containing Xe are observations of the H-Xe-O-H and H-Xe-O-Xe-H molecules formed in solid Xe under the action of UV light in presence of a water impurity [60,61]. The authors of [61] discuss that the lightest molecule containing two Xe atoms also has a very high chemical energy 8.4 eV and that a (Xe-O) $_n$ polymer network could be possible. What remains to be shown is if these molecules and polymers can be formed in liquid Xe (or in solid physisorbed Xe layers) and if the decay of these energetic molecules can result in the production of free electrons.

Another possibility for energetic aggregate production is the formation of stable clusters by impurity molecules and the production of excitations in these clusters due to ionization events in the detector. It was recently discovered that in cold He droplets the presence of several electronic excitations such as excimer molecules can result in the spontaneous emissions of several free electrons, with a high

probability [62]. The study's authors speculate that similar effects may be present in clusters of other atoms.

Water molecules are known to form hydrogen bonds, and water clusters can be present in liquid Xe or Ar. It is reasonable to expect that water clusters can be floating on the liquid Xe or Ar surface. These clusters can attach one or several unextracted electrons which also are bounded to the liquid surface. A charged cluster can be easier to extract into the gas where it can evaporate and release electrons. UV light can produce excitations in these clusters or energetic molecules. The decay of such complexes can result in the emission of several electrons.

There appear to be multiple mechanisms which can lead to delayed electron and photon emission, including multiple electron or photon emission in dual-phase Xe and Ar detectors. These emissions can originate in the bulk liquid, on the surfaces of the electrodes—either in solid physisorbed layers on surfaces, or in a metal oxide layers—or on the liquid-gas boundary. The current understanding of the condensed matter and chemical processes is insufficient to predict the relative importance of these different mechanisms.

The possibility (at least hypothetical) of chain reactions, impurity cluster formations, and SOC-type dynamics in dual-phase Xe and Ar detectors and scintillation liquid Xe and Ar detectors leads us to several conclusions. First, delayed multiple photon-emission events in liquid Xe and Ar scintillation detectors could be possible—like observed in a NaI(Tl) scintillator after UV exposure. A spectrum of low-energy events peaking toward zero energy was observed in experiments where the effectiveness of PTFE UV light reflectors was evaluated [63] by detecting scintillation of liquid Xe excited by a ^{241}Am source (see Fig. 6). Multiphoton events in this “zero-energy” peak may be due to relaxations in energetic clusters in the bulk liquid and due to formation under UV irradiation and subsequent decay of exciplex complexes (pairs of Xe_2^+ and F^- ions) or “water complexes” (energetic molecules like H-Xe-O-H) in solid physisorbed films on surfaces, and solidlike Xe in pores in PTFE. Interestingly, at low temperatures UV irradiation can cause delayed luminescence from the solid physisorbed Xe films on surfaces and in PTFE pores when Xe gas is present; condensation of Xe into pores and formation of solid layers on surfaces is taking place already from gas phase [49].

Second, in dual-phase detectors, delayed events with simultaneous emissions of a few photons and electrons could be possible. For these events, both S1 and S2 lights could be observed. Formations of clusters with large chemical energies would be rare “chemical events,” but the number of “excessive” low-energy electronlike recoils observed by XenonIT over its run-time is also small [40]. In other words, detection of rare chemical events may be as difficult as detection of dark matter particles, but any dark matter nuclear recoil candidate event should at least be suspected to be a rare chemical event.

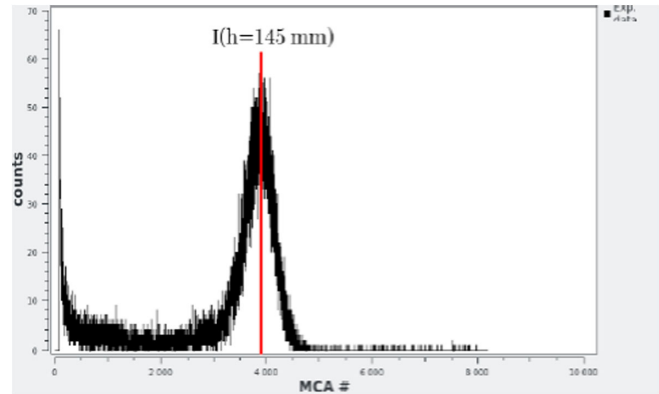


FIG. 6. An example of an experimental spectrum obtained using a PTFE reflector sample in liquid Xe with an ^{241}Am source that emits alpha particles with an energy 5.486 MeV [63]. Particles have ~ 50 mm range in liquid Xe and produce $\sim 3.36 \times 10^5$ UV photons in liquid. Long-living excitations, defects, energetic molecules can be produced by UV photons in materials of walls and electrodes, and, when impurities are present, in solid physisorbed Xe film on all cold surfaces, solid Xe in pores in PTFE, and in the bulk liquid. The few photons peak is likely produced by delayed photon emission—i.e., result of all energy relaxation processes in the system.

Importantly, in low-energy neutron scattering experiments, when detection of neutrons scattered in the Xe (Ar) dual-phase detector active volume is possible with backing detectors, one can select a class of events where no energy depositions were detected during 30–100 ms before a neutron scattering event, so the efficiency of electron production by low-energy recoils of Xe (Ar) atoms in liquid can be calibrated up to single-electron accuracy [64]. This calibration can be used for example to measure the low-energy nuclear recoil spectrum for recoils caused by neutrinos from a spallation source when a strobe signal for the neutrino appearance is present [65]. Interestingly, preselection of neutron scattering events in the detector with no other events before them [64] removes events “spoiled” by the relaxation processes from prior ionization events and allows to see 1, 2, 3, and 4 electron events as clearly separated peaks in the spectrum of events. When the timing of the event is not known, it is not yet clear how one can distinguish random low-energy interactions with particles from delayed electron emission events.

On the other hand, the delayed electron and photon emission rate can be lowered. Most of the mechanisms for the delayed electron emission discussed above are extrinsic: impurities are required in bulk or on surfaces to cause delayed electron emission. Removing all plastics (including PTFE) from the detector active volume and making the detector bakable to effectively remove water films before cooling seem to be reasonable steps to try. Cleaning gases to PPT level of impurities using getters was demonstrated [53], but ionization cleaning of liquid (like in [51,52]) can also be used *in situ* in a separate cold volume to avoid

damage of photon detectors. An analog APIMS can be arranged in liquid by letting ions produced in the liquid exchange electrons with impurities during drift in the liquid before ions surrounded by liquid enter a high vacuum mass spectrometer, where the liquid droplets evaporate. This way one can also detect weakly bound ions which can decay if heated in gas to room temperature. Another technique to detect impurities *in situ* could be spectroscopy of “delayed luminescence,” i.e., spectroscopy of light produced in liquid by the strong ionization event or controllable electric discharge after a sufficient delay to enable free electrons and excimer Xe or Ar molecules to dissipate.

While effects of wire material and wire conditioning on electron emission in dual-phase detectors were extensively studied (studies for LUX are the most recent example [66]), there were no attempts to separate effects and processes in metal and metal oxide from effects and processes in solid physisorbed layers on the wire surface. Some observations—like periods of strong electron emission when voltage is first applied to the detector or reapplied after a sufficiently long break—are pointing to the existence of such effects. Wire coating with low secondary electron emission conducting material [48] was not yet tried. An initial check for effects related to structures formed in a physisorbed solid layer on wires due to ion and impurity accumulation can be done by the application of strong ac voltage in between cathode wires.

The author believes that additional efforts in detector physics research and broader cooperation with the condensed matter physics community will help to avoid misinterpretations and resolve background problems to accelerate future discoveries.

VII. SUPERCONDUCTING DETECTORS

There is a growing number of projects using superfluid, superconducting, and other low-temperature, solid-state detector technologies to continue the quest for dark matter particles and coherent scattering of low-energy neutrinos on nuclei. Though we cannot review this fast and dynamically growing field of research in this paper—interested readers may pursue [1] or read information about current projects in the materials of the Magnificent CEvNS workshop 2018 [67], 2019, and 2020 (published online)—here, we wish to point that searching for events where energy deposited by the external particle in the detector is in 1–10 eV range and even in the meV range can also be limited by SOC-like dynamics in materials. The appearance of unexpected low-energy background in 1–10 eV range in many types of low-energy threshold cryogenic particle detector was reported and discussed on the EXCESS workshop in the summer of 2021 [68].

At low temperatures, where photon detectors with an energy threshold in the meV range operate, many sub-systems in materials demonstrate complex and history-dependent relaxation properties. As an illustration, charges localized on boundaries and interphases in SQUIDs [69], or

magnetic moments of impurities in superconductors [70] can be mentioned. Glasslike relaxation processes mean that energy will be accumulated in materials due to any variations of electric or magnetic field—due to signals intentionally applied to the cold device or leaking to the experiment from the hot environment. As different non-equilibrium configurations of charges, magnetic moments, nuclear moments, defects, etc. are interacting directly and indirectly (through lattice deformations—i.e., via phonons—or electron system), the authors posit avalanche-like relaxation events could also be possible. While these effects can be detrimental for low-temperature detectors and quantum information devices, this discussion goes far above the scope of this paper.

VIII. DISCUSSION

In a paper analyzing attempts to model scenarios of spontaneous symmetry breaking during early universe cooling by experiments with superfluid ^3He overheated above superfluid transition temperature by energetic particles [71], Anthony Leggett remarked, “It will be all too obvious ... that our current theoretical understanding of the processes which arise following the incidence of a high-energy particle on superfluid ^3He is, to put it charitably, incomplete.” Note that the author is talking here also about the recombination of ions and temperature equilibration processes in normal He^3 fluid after inhomogeneous heating by particles. In keeping with Leggett’s observation, searches for rare low-energy interactions with particles can easily become inconclusive because of insufficient understanding of condensed matter and chemical processes in detector materials.

There are important connections of the background problem in low-energy threshold detectors with nonequilibrium thermodynamic ideas and concepts developed to describe systems under energy flow—such as those introduced by Ilya Prigogine: the appearance of dissipative structures, the appearance of order from chaos, and the generation of complexity [72]. These effects are present in living and inorganic systems and are of fundamental importance for understanding the origin of life and the complexity of alive systems. For detector development, the systems with the simplest energy relaxation pathways (noble liquids and gases are a good example), where unambiguous interpretation of experimental results is possible are ideal. It is not yet feasible to formulate general criteria to predict the complexity of the dynamics in a driven nonlinear system; this is also a problem for SOC or SOC-like dynamic. This means that in each case one needs to study the dynamic of the system in question. Generation of complexity can be rephrased as the possibility for different channels of energy accumulation to interact and thereby produce a more complex relaxation dynamic; this calls for experimental techniques to disentangle different mechanisms.

SOC-like scenarios and other dynamical effects in driven systems feasibly can explain lingering annoyances in dark matter searches and in attempts to detect coherent scattering of low-energy reactor or solar neutrinos. When energy accumulated in materials releases via avalanche-like events, the resulting bursts of photon and electron emission problematically mimic interactions with external particles—this scenario demonstrates the common problem. One of the goals of this paper is to raise awareness in the particle physics community that the absence of low-energy gammas, electrons, or neutrons cannot guarantee the absence of low-energy background events with energies above thermal when long-living hot excitations can be present in the detector materials. The presence of such excitations makes mechanisms of single and multiple electron or photon generation possible, even when the number of long-living excitations produced is low.

The dynamic properties of atomic or molecular clusters and other processes discussed in this paper are multiparticle quantum mechanics problems where first-principles calculations and modeling are difficult. This justifies using analogies with known effects and calls for experimental techniques to study energy accumulation and relaxation pathways. In this sense condensed noble gases and detectors are good model systems for studying such effects. The energy range of excitations of interest can be accessed with absorption and emission spectroscopy and many other techniques; “exotic” or otherwise rare excitations in other systems, like cryogenic detectors at temperatures below 1 K are much more difficult objects for experimental assessment.

The fact that sources of parasitic low-energy backgrounds are not yet unambiguously identified, though the problem was present in the early direct dark matter detection experiments, like Xe10 [13], is pointing to the lack of detector physics and related condensed matter research to meet the requirements of present-day particle physics.

Finally, the author wishes to raise a potential bridge for this dark matter and neutrino detector-driven science into the domain of superconducting devices and qubits. Given our expectation that SOC-type dynamics can take place in materials where interacting metastable states are present, we propose that nonthermal noise and decoherence effects may signal relaxation events within the metastable states and configurations that are present in materials at low temperatures. Our general expectations are that choosing materials with a lower number of low-energy states and operating detectors in a way that minimizes energy depositions in materials should universally lead to lower noise and a lower rate of parasitic/misinterpreted events. While this short discussion necessitates further study far beyond the scope of this paper, we raise the point to illustrate that future cross pollination may yield significant results for all fields mentioned above.

ACKNOWLEDGMENTS

The author needs to thank Adam Bernstein (LLNL) for introducing him to the problem of background in low-energy threshold dark matter and coherent neutrino scatter detectors, interest, and numerous discussions in the course of this work; to thank D. Yu. Akimov and A. I. Bolozdynya (Moscow RED group) for multiple insightful discussions on the physics of dual-phase detectors (emission detectors in Russian literature); to thank Professor David Nygren (University of Texas) and Professor Frank Calaprice (Princeton) for discussions and comments on earlier versions of the manuscript; and special thanks to Michele Rubin for the help with editing this paper. This work was performed under the auspices of the U.S. Department of Energy by Lawrence Livermore National Laboratory under Contract No. DE-AC52-07NA27344. The author acknowledges LDRD Grants No. 17-FS-029 and No. 20-SI-003, and DOE field work Proposal No. SCW1508. LLNL-JRNL-824835-DRAFT.

-
- [1] Gianfranco Bertone and Tim M. P. Tait, A new era in the search for dark matter, *Nature (London)* **562**, 51 (2018).
 - [2] Miguel Escudero, Asher Berlin, Dan Hooper, and Meng-Xiang Lin, Toward (finally!) ruling out Z and Higgs mediated dark matter models, *J. Cosmol. Astropart. Phys.* **12** (2016) 02.
 - [3] U.S. Cosmic Visions: New Ideas in Dark Matter 2017: Community Report; [arXiv:1707.04591](https://arxiv.org/abs/1707.04591). This white paper summarizes the workshop U.S. Cosmic Visions: New Ideas in Dark Matter held at the University of Maryland (2017).
 - [4] E. Aprile, J. Aalbers, F. Agostini, M. Alfonsi, L. Althueser, F.D. Amaro, M. Anthony, F. Arneodo, L. Baudis, B. Bauermeister *et al.* (XENON Collaboration), Dark Matter Search Results from One Ton-Year Exposure of XENON1T, *Phys. Rev. Lett.* **121**, 111302 (2018).
 - [5] D. S. Akerib, S. Alsum, H. M. Araujo, X. Bai, A. J. Bailey, J. Balajthy, P. Beltrame, E. P. Bernard, A. Bernstein, T. P. Biesiadzinski *et al.* (LUX Collaboration), Results from a Search for Dark Matter in the Complete LUX Exposure, *Phys. Rev. Lett.* **118**, 021303 (2017).
 - [6] P. Agnes, I. F. M. Albuquerque, T. Alexander, A. K. Alton, G. R. Araujo, D. M. Asner, M. Ave *et al.* (DarkSide Collaboration), Low-Mass Dark Matter Search with the DarkSide-50 Experiment, *Phys. Rev. Lett.* **121**, 081307 (2018).
 - [7] Xiangyi Cui, Abdusalam Abdikerim, Wei Chen, Xun Chen, Yunhua Chen *et al.* (PndaX Collaboration), Dark Matter

- Results from 54-Ton-Day Exposure of PandaX-II Experiment, *Phys. Rev. Lett.* **119**, 181302 (2017).
- [8] C. E. Aalseth, P. S. Barbeau, N. S. Bowden, B. Cabrera-Palmer, J. Colaresi, J. I. Collar, S. Dazeley *et al.* (CoGeNT Collaboration), Results from a Search for Light-Mass Dark Matter with a p-Type Point Contact Germanium Detector, *Phys. Rev. Lett.* **106**, 131301 (2011).
- [9] C. Hagman and A. Bernstein, Two-phase emission detector for measuring coherent neutrino-nucleus scattering, *IEEE Trans. Nucl. Sci.* **51**, 2151 (2004).
- [10] D. Akimov, A. Bondar, A. Burenkov, and A. Buzullutskov, Detection of reactor antineutrino coherent scattering of nuclei with a two-phase noble gas detector, *J. Instrum.* **4**, P06010 (2009).
- [11] Per Back, Cho Tang, and Kurt Weisenfeld, Self-organized criticality: An explanation of $1/f$ noise, *Phys. Rev. A* **38**, 364 (1988).
- [12] Per Back and Can Chen, Self-organized criticality, *Sci. Am.* **264**, 46 (1991).
- [13] P. Sorensen *et al.*, Lowering the low-energy threshold of xenon detectors, *Proc. Sci.*, IDM20102011 (2011) 017 [arXiv:1011.6439].
- [14] E. Aprile, J. Aalbers, F. Agostini, M. Alfonsi, F. D. Amaro, M. Anthony, F. Arneodo, P. Barrow *et al.* (XENON Collaboration), Low-mass dark matter search using ionization signals in XENON100, *Phys. Rev. D* **94**, 092001 (2016).
- [15] E. Aprile *et al.* (XENON Collaboration), Light Dark Matter Search with Ionization Signals in XENON1T, *Phys. Rev. Lett.* **123**, (1997), 251801.
- [16] R. Bernabei *et al.*, First model independent results from DAMA-LIBRA—phase 2, *Nucl. Phys. At. Energy* **19**, 307 (2018); arXiv:1805.10486.
- [17] M. Crisler, R. Essig, J. Estrada, G. Fernandez, J. Tiffenberg, M. S. Haro, T. Volansky, and T.-T. Yu, SENSEI: First Direct-Detection Constraints on Sub-GeV Dark Matter from a Surface Run, *Phys. Rev. Lett.* **121**, 061803 (2018).
- [18] David Nygren, A testable conventional hypothesis for the DAMA-LIBRA annual modulation, arXiv:1102.0815.
- [19] A. Kopec *et al.*, Correlated single- and few-electron backgrounds milliseconds after interactions in dual-phase liquid xenon time projection chambers, *J. Instrum.* **16**, P07014 (2021).
- [20] J. Xu, S. Pereverzev, B. Lenardo, J. Kingston, D. Naim, A. Bernstein, K. Kazkaz, and M. Tripathi, Electron extraction efficiency study for dual-phase xenon dark matter detector, *Phys. Rev. D* **99**, 103024 (2019).
- [21] G. Caldarelli, F. D. Di Tolla, and A. Petri, Self-organization and Annealing Disorder in a Fracturing Process, *Phys. Rev. Lett.* **77**, 2503 (1996).
- [22] V. M. Vinokur, M. V. Feigel'man, and V. B. Geshkelbein, Exact Solution for Flux Creep with Logarithmic $U(j)$ Dependence: Self-Organized Critical State in High-Tc Superconductors, *Phys. Rev. Lett.* **67**, 915 (1991).
- [23] V. K. Vlasko-Vlasov, U. Welp, V. Metlushko, and G. V. Crabtree, Experimental test of the self-organized criticality of vortices in superconductors, *Phys. Rev. B* **69**, 140504 (2004).
- [24] Reuven Chen and Stephen McKeever, *Theory of Thermoluminescence and Related Phenomena* (World Scientific Publishing Co., Singapore, 1997), ISBN 9810222955.
- [25] L. Oster, V. Yaskolko, and J. Haddad, Classification of exoelectron emission mechanisms, *Phys. Status Solidi (a)* **174**, 431 (1999).
- [26] https://www.crystals.saint-gobain.com/sites/imdf.crystals.com/files/documents/effects-of-uv-light-on-nai-csi-bgo_70412.pdf.
- [27] S. C. Sabharwal, S. P. Kathuria, and B. Ghosh, Thermoluminescence in Gamma-irradiated NaI(Tl) crystal, *Nuclear tracks* **10**, 1 (1985).
- [28] E. V. Savchenko, I. V. Khyzhniy, S. A. Uytunov, G. B. Gumenchuk, A. N. Ponomaryov, and V. E. Bondybey, Charging effect and relaxation processes in electron bombarded cryogenic solids, *Nucl. Instrum. Methods Phys. Res., Sect. B* **277**, 131 (2012).
- [29] E. V. Savchenko, I. V. Khyzhniy, G. B. Gumenchuk, A. N. Ponomaryov, and V. E. Bondybey, Relaxation emission of electrons and photons from rare-gas solids: Correlation and competition between TSL and TSEE, *Phys. Status Solidi C* **4**, 1088 (2007).
- [30] V. I. Kryuk, V. S. Kortov, and R. I. Mints, The exoelectronic emission of germanium and silicon, *Sov. Phys. J.* **11**, 70 (1968).
- [31] Herbert N. Hersh, Proposed excitonic mechanism of color-center formation in alkali halides, *Phys. Rev.* **148**, 928 (1966).
- [32] M. P. Fontana, H. Blume, and W. J. van Sciver, Properties of exciton states in NaI I. The intrinsic photoluminescence, *Phys. Status Solidi* **29**, 159 (1968).
- [33] M. E. Fajardo and V. A. Apkarian, Cooperative photoabsorption induced charge transfer reaction dynamics in rare gas solids. I. Photodynamics of localized xenon chloride exciplexes, *J. Chem. Phys.* **85**, 5660 (1986).
- [34] M. E. Fajardo and V. A. Apkarian, Charge transfer photodynamics in halogen doped xenon matrices. II. Photo-induced harpooning and delocalized charge transfer states of solid xenon halides (F, Cl, Br, I), *J. Chem. Phys.* **89**, 4102 (1988).
- [35] M. E. Fajardo and V. A. Apkarian, Energy storage and thermoluminescence in halogen doped xenon. III. Photodynamics of charge separation, self-trapping, and ion-hole recombination, *J. Chem. Phys.* **89**, 4124 (1988).
- [36] M. E. Jacox, The spectroscopy of molecular reaction intermediates trapped in the solid rare gases, *Chem. CSc. Rev.* **31**, 108 (2002).
- [37] A. J. J. Bos, On the energy conversion in thermoluminescence dosimetry materials, *Radiation Measurements* **33**, 737 (2001).
- [38] Rouven Essig, Tomer Volansky, and Tien-Tien Yu, New constraints, and prospects for sub-GeV dark matter scattering off electrons in xenon, *Phys. Rev. D* **96**, 043017 (2017).
- [39] J. Aalbers, F. Agostini, M. Alfonsi, F. D. Amaro, C. AMSler, E. Aprile, L. Arazi, F. Arneodo, P. Barrow, L. Baudis *et al.*, DARWIN: Towards the ultimate dark matter detector, *J. Cosmol. Astropart. Phys.* **11** (2016) 017.
- [40] E. Aprile *et al.*, Observation of excess electronic recoil events in XENON1T, *Phys. Rev. D* **102**, 072004 (2020).
- [41] E. M. Gushschin, A. A. Kruglov, and I. M. Obodovkii, Emission of "hot" electrons from liquid and solid argon

- and xenon, *Sov. Phys. JETP* **55**, 860 (1982), http://www.jetp.ras.ru/cgi-bin/dn/e_055_05_0860.pdf.
- [42] D. Akimov *et al.*, Observation of delayed electron emission in a two-phase liquid xenon detector, *J. Instrum.* **11**, C03007 (2016).
- [43] A. Depoian, Observation and origins of few-electron ionization signals in XENON1T, Abstract: D12:00003, APS April meeting 2020, <http://meetings.aps.org/Meeting/APR20/Session/D12.3>.
- [44] D. S. Akerib *et al.*, An investigation of the background electron emission in the LUX detector, *Phys. Rev. D* **102**, 092004 (2020).
- [45] D. S. Akerib *et al.*, Improving sensitivity to low-mass dark matter in LUX using a novel electrode background mitigation technique, *Phys. Rev. D* **104**, 012011 (2021).
- [46] W. D. Von Voss and F. R. Brotzen, Electron emission from plastically strained aluminum, *J. Appl. Phys.* **30**, 1639 (1959).
- [47] W. J. Baxter, A study of plastic deformation by exoelectron emission, *Vacuum* **22**, 571 (1972).
- [48] N. Diaz *et al.*, Materials of low secondary electron emission to prevent the multipactor effect in high-power RF devices in space, materials of the 6th Spacecraft Charting Technology Conference, Report No. AFL-VS-TR-20001578, 2000.
- [49] L. W. Bunch, R. D. Diehl, and J. A. Venables, Progress in the measurement and modeling of physisorbed layers, *Rev. Mod. Phys.* **79**, 138 (2007).
- [50] D. Yu. Akimov, V. A. Belov, A. I. Bolozdynya, Yu. V. Efremenko *et al.* (The RED100 Collaboration), First ground-level laboratory test of the two-phase xenon emission detector RED-100, *J. Instrum.* **15**, P02020 (2020).
- [51] O. Hilt, W. F. Schmidt, and A. G. Khrapak, Ionic mobilities in liquid xenon, *IEEE Trans. Dielectr. Electr. Insul.* **1**, 648 (1994).
- [52] O. Hilt, W. F. Schmidt, and A. K. Khrapak, Positive ion mobility in liquid xenon, in *Proceedings of the 1993 IEEE 11th International Conference on Conduction and Breakdown in Dielectric Liquids, (ICDL '93)* (1993), pp. 111–115.
- [53] J. L. Briesacher, Masakazu Nakamura, and Tadahiro Ohmi, Gas purification and measurement at the PPT level, *J. Electrochem. Soc.* **138**, 3717 (1991).
- [54] M. M. Pejovic, J. P. Karamarkovich, G. S. Ristic, and M. M. Jovic, Analysis of neutral active particle loss in afterglow in krypton at 2.6 mbar pressure, *Phys. Plasmas* **15**, 013502 (2008).
- [55] N. A. Dyatko, Yu. Z. Ionikh, A. V. Meschchanov, and A. P. Napartovich, Influence of a nitrogen admixture on the anomalous memory effect in the breakdown of low-pressure argon in a long discharge tube, *Plasma Phys. Rep.* **44**, 334 (2018).
- [56] H. Winter, F. Aumar, and G. Lakis, Recent advances in understanding particle-induced electron emission from metal surface, *Nucl. Instrum. Methods Phys. Res., Sect. B* **58**, 301 (1991).
- [57] Louis Malter, Thin film field emission, *Phys. Rev.* **50**, 48 (1936).
- [58] M. B. Sponsler, B. H. Weiller, P. O. Stoutland, and R. G. Bergman, Liquid xenon: An effective inert solvent for C-H oxidative addition reactions, *J. Am. Chem. Soc.* **111**, 6841 (1989).
- [59] Ya. M. Kimel'fel'd, Spectroscopy of molecular complexes in liquid gases: Structure, and reactivity, *Russ. Chem. Rev.* **57**, 530 (1988).
- [60] M. Petterson, L. Khariachtchev, J. Lundell, and M. Rasanen, A chemical compound formed from water and xenon; HXeOH, *J. Am. Chem. Soc.* **121**, 11904 (1999).
- [61] L. Khriachtchev, K. Isokoski, A. Cohen, M. Rasanen, and R. B. Gerber, A small neutral molecule with two-noble-gas-atoms: HXeOXeH, *J. Am. Chem. Soc.* **130**, 6114 (2008).
- [62] A. C. Lafarge *et al.*, Collective autoionization in multiply-excited systems: A novel ionization process observed in helium nanodroplets, *Sci. Rep.* **4**, 3621 (2015).
- [63] M. F. Neven *et al.*, Measurement of the absolute reflectance of polytetrafluoroethylene (PTFE) immersed in liquid xenon, *J. Instrum.* **12**, P01017 (2017).
- [64] Brian Lenardo, Jingke Xu, Sergey Pereverzev, Oluwatomi A. Akindele, Daniel Naim, James Kingston, Adam Bernstein, Kareem Kazkaz, Mani Tripathi, Connor Awe, Long Li, James Runge, Samuel Hedges, Peibo An, and Phil S. Barbeau, Measurement of the ionization yield from nuclear recoils in liquid xenon between 0.3–6 keV with single-ionization-electron sensitivity, [arXiv:1908.00518](https://arxiv.org/abs/1908.00518).
- [65] B. G. Lenardo, J. Xu, S. Pereverzev, O. A. Akindele, D. Naim, J. Kingston, A. Bernstein, K. Kazkaz, M. Tripathi, C. Awe, Long Li, J. Runge, S. Hedges, and P. S. Barbeau, Low-Energy Physical Reach of Xenon Detector for Nuclear-Recoil-Based Dark Matter and Neutrino Experiments, *Phys. Rev. Lett.* **123**, 231106 (2019).
- [66] R. Linehal *et al.* (LZ Collaboration), Design and production of the high voltage electrode grids and electron extraction region for the LZ dual-phase xenon time projection chamber, [arXiv:2106.06622](https://arxiv.org/abs/2106.06622).
- [67] D. Marfatia, G. C. Rich, and L. Stringari, *Proceedings of The Magnificent CEvNS Workshop 2018, USA*, <https://www.osti.gov/servlets/purl/1597505>.
- [68] EXCESS workshop, 2021, <https://indico.cern.ch/event/1013203/>.
- [69] S. K. Choi, D. H. Lee, S. G. Louie, and J. Clarke, Localization of Metal-Induced Gap States at the Metal-Insulator Interface: Origin of Flux Noise in SQUIDS and Superconducting Qubits, *Phys. Rev. Lett.* **103**, 197001 (2009).
- [70] V. M. Galitski and A. I. Larkin, Spin glass versus superconductivity, *Phys. Rev. B* **66**, 064526 (2002).
- [71] A. J. Leggett, High-energy low-temperature physics: Production of phase transitions and topological defects by energetic particles in superfluid ^3He , *J. Low-Temp. Phys.* **126**, 775 (2002).
- [72] Ilya Prigogine, Time, structure, and fluctuations, *Science* **201**, 777 (1978); or Nobel lecture (1977).