

Reionization effective likelihood from *Planck* 2018 dataChen Heinrich^{1,*} and Wayne Hu^{2,3}¹*California Institute of Technology, Pasadena, California 91125, USA*²*Kavli Institute for Cosmological Physics, Enrico Fermi Institute, University of Chicago, Chicago, Illinois 60637, USA*³*Department of Astronomy & Astrophysics, University of Chicago, Chicago, Illinois 60637, USA*

(Received 11 May 2021; accepted 14 July 2021; published 2 September 2021)

We release RELIKE (reionization effective likelihood), a fast and accurate effective likelihood code based on the latest Planck 2018 data that allows one to constrain any model for reionization between $6 < z < 30$ using five constraints from the CMB reionization principal components (PC). We tested the code on two example models which showed excellent agreement with sampling the exact Planck likelihoods using either a simple Gaussian PC likelihood or its full kernel density estimate. This code enables a fast and consistent means for combining Planck constraints with other reionization data sets, such as kinetic Sunyaev-Zeldovich effects, line-intensity mapping, luminosity function, star formation history, quasar spectra, etc., where the redshift dependence of the ionization history is important. Since the PC technique tests any reionization history in the given range, we also derive model-independent constraints for the total Thomson optical depth $\tau_{\text{PC}} = 0.0619^{+0.0056}_{-0.0068}$ and its $15 \leq z \leq 30$ high redshift component $\tau_{\text{PC}}(15, 30) < 0.020$ (95% C.L.). The upper limits on the high-redshift optical depth is a factor of ~ 3 larger than those reported in the Planck 2018 cosmological parameter paper using the FlexKnot method and we validate our results with a direct analysis of a two-step model which permits this small high- z component.

DOI: [10.1103/PhysRevD.104.063505](https://doi.org/10.1103/PhysRevD.104.063505)**I. INTRODUCTION**

The cosmic microwave background (CMB) has helped establish the Λ CDM model as the standard cosmological model [1]. While many components of this standard cosmology model are well understood, the details of the process of reionization however, remains one of the most uncertain pieces (see e.g., [2] and references therein). It is usually characterized by a single parameter, the total Thomson optical depth, whose uncertainty propagates into the inferences of other important parameters such as the primordial power spectrum amplitude. Through it, the uncertainty in reionization will become one of the major sources of uncertainty for measuring the sum of neutrino masses from future gravitational lensing measurements of the CMB [3,4] and will also have implications for inferring cosmic acceleration through the growth of structure [5].

Many probes of the reionization era exist today and with future probes it will only become more important to combine them consistently the full implications of the CMB. In the CMB data, free electrons during the reionization epoch Compton scatter with the CMB photons to cause a suppression of the CMB primary anisotropies; on the large scales, the same scattering process of the CMB

temperature quadrupole in the frame of the free electrons induces an additional reionization bump in the CMB E -mode polarization. On the small scales, the kinetic Sunyaev-Zeldovich (kSZ) effects generated by the scattering of the CMB photons off ionized gas in bulk motion [6,7] are used to constrain morphology and duration of reionization [8,9]. Additionally, observations of galaxy luminosity functions, quasars, star formation rate, line-intensity mapping also provide important and complementary information on reionization [2]. In this paper, we aim to extract all the information in the large-scale E -mode observations for constraining the global ionization history of the Universe, and provide a way to consistently analyze them with all of these other probes.

In the standard CMB analysis, reionization has been modeled as a steplike transition in the global ionization history in the form of a tanh function, with the step location parametrized by the total Thomson optical depth induced. This steplike tanh model assumes, by construction, that there is negligible ionization before the transition. However, the shape of the reionization bump induced in the CMB E -mode polarization at large angles contains more information on the coarse-grained evolution of the ionization history than the total optical depth [10,11].

To extract the most information possible from this E -mode bump, Refs. [10,11] developed the principal

*chenhe@caltech.edu

component (PC) method, where a few PCs is sufficient to describe the entire model space of physical ionization histories regarding their observable impact on the large-angle E -mode power spectrum. This method has been applied to WMAP and Planck data to obtain complete constraints on reionization models [1,11–13]. It was also adopted for a Planck 2013 analysis for marginalizing ionization history when constraining inflationary parameters in Ref. [14], for studying inflationary features vs reionization features in Ref. [15], as well as massive neutrinos and gravitational waves in Ref. [16]. In a reanalysis of the Planck 2015 data with PCs [13], a component of the high-redshift ionization that was missed by a simple steplike model was mildly preferred.

In the latest official Planck 2018 release [1], this mild preference for finite high redshift ionization in the Planck 2015 release turned into upper limits, largely due to the reduction of systematics at large-scales [1,17] resulting in reduced C_l^{EE} around $l \lesssim 10$ (see also Ref. [18]). The FlexKnot method was primarily employed, which is also able to capture general ionization histories by varying the number of “knots” in redshifts and the amplitude of the ionization fraction at these knots.

Since the release of the Planck 2018 official analysis, an improved likelihood for the low- ℓ E -mode polarization was publicly released in 2019. This new likelihood, SRoll2,¹ adopts better foreground modeling techniques and allowing for improved reionization constraints [19].

Because the Planck data sets the current standard for CMB constraints, it is important to extract all the information present on reionization so that it may be readily used in future joint analyses with other cosmological probes. In this paper, we obtain new reionization PC constraints using legacy Planck 2018 likelihood and this latest likelihood SRoll2 for the low- ℓ E -mode power spectrum.

Enabled by the completeness property of the PCs, we turn these constraints into an effective means of assessing the CMB likelihood of *any* reionization model out to $z_{\max} = 30$. The 95% C.L. upper limit on the cumulative optical depth between $z = 15$ and 30 is $\tau(15, 30) < 0.020$ and about ~ 3 times less stringent than reported using FlexKnot in the official Planck analysis $\tau(15, 30) < 0.007$ [1]. We validate our results with an explicit toy model that allows such a small component of high redshift ionization and show that this result is not simply a consequence of principal component priors alone as suggested by [17] nor should these priors be changed as was adopted in the official Planck analysis [1]. Extending the range of PCs to cover up to $z_{\max} = 50$, we verify that our results are robust to this extension.

With the technique validated, we release the reionization effective likelihood code (RELIKE) which is available on GitHub at <https://github.com/chenheinrich/RELIKE>. There

are two packages that come with this code release: (1) a python package RELIKE, to quickly evaluate the effective Planck likelihood of any reionization model given $x_e(z)$. If desired, this package can be connected to a MCMC sampler to sample the posteriors in a higher-dimensional parameter space. (2) the CosmoMC sampler with a fortran implementation of RELIKE code in the package CosmoMC-RELIKE. This code enables a much simpler and faster testing of specific reionization models with the Planck data, and provides a consistent way of combining this information with other reionization datasets.

The paper is structured as follows. We first review in Sec. II the methodology of reionization principal components along with the kernel density estimate (KDE) technique and the Gaussian approximation [13] used for building the effective likelihoods. Then in Sec. III, we describe the PC results using the Planck 2018 + SRoll2 likelihoods, and compare with previous results in literature. In Sec. IV, we test the effective likelihood code and demonstrate its fidelity with two examples: (1) the standard steplike model; and (2) a two-parameter model where a plateau of ionization at high- z is added to the standard tanh model for illustration purposes. We also derive in Sec. V model-independent results on the optical depth using the PC analysis. Finally, we summarize our results and conclude in Sec. VI.

II. PC TECHNIQUE

The principal component technique for constraining reionization using the large-angle C_ℓ^{EE} polarization spectrum was first introduced in Ref. [10]. Here, we briefly summarize the PC technique itself in Sec. II A. We present techniques for building its effective likelihoods which can be used to rapidly explore any reionization model in Sec. II B. We refer the readers to Refs. [11,13] respectively for a more complete description of these topics.

A. Reionization principal components

We begin by parametrizing $x_e(z)$, the ionization fraction relative to the fully ionized hydrogen at redshift z , into its principal components $S_a(z)$ with respect to the CMB E -mode polarization:

$$x_e(z) = x_e^{\text{fid}}(z) + \sum_a m_a S_a(z), \quad (1)$$

where m_a are the PC amplitudes and $x_e^{\text{fid}}(z)$ is the fiducial model. We obtain the PC basis functions $S_a(z)$ as eigenfunctions of the Fisher information matrix for $x_e(z)$ in a given range $z_{\min} < z < z_{\max}$ from cosmic variance limited C_ℓ^{EE} measurements

$$F_{ij} = \sum_l \frac{2l+1}{2} \frac{\partial \ln C_l^{EE}}{\partial x_e(z_i)} \frac{\partial \ln C_l^{EE}}{\partial x_e(z_j)} = \sum_a \frac{S_a(z_i) S_a(z_j)}{\sigma_a^2}, \quad (2)$$

¹SRoll2: <http://sroll20.ias.u-psud.fr>.

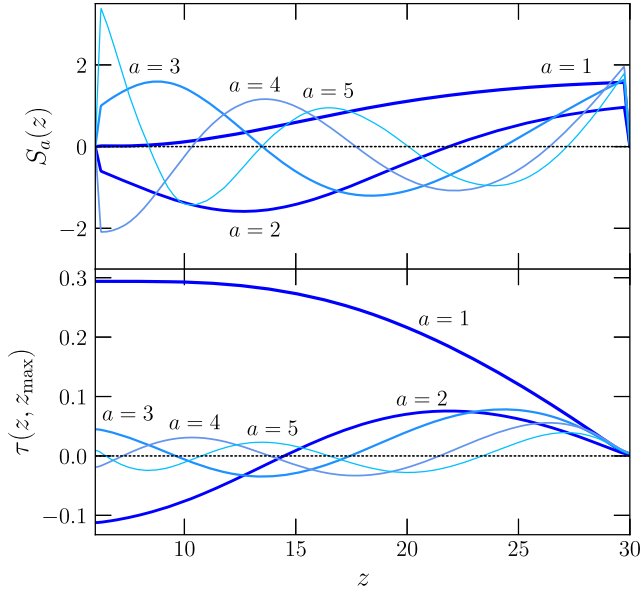


FIG. 1. Top: rank-ordered CMB reionization principal components S_a for $a = 1 \dots 5$ for $z_{\max} = 30$. We assume a fiducial model with fully ionized hydrogen and singly ionized helium by $z < 6$, and doubly ionized helium at $z = 3.5$. Bottom: the cumulative optical depth from z to z_{\max} of a unit amplitude PC.

where we have discretized the redshift space with $\delta z = 0.25$, and where σ_a^2 are the expected variances of the PCs. The Fisher matrix is computed at a fiducial model which we take to be $x_e^{\text{fid}}(z) = 0.15$ in the parametrized range. Note that following Ref. [18], we have updated the PCs to be computed with Planck 2015 rather than WMAP best-fit, which results in minor differences between our S_a and those of Ref. [13].

We then rank-order the PCs from low to high variance, so that for the range $z_{\min} = 6$ (to be consistent with Ly α forest constraints, e.g., [20]) and $z_{\max} = 30$, only the first 5 components are needed to describe all the information on x_e carried by C_ℓ^{EE} to cosmic variance limit. In the work that follows, we therefore truncate the sum at $a = 1 \dots N_{\text{PC}}$, where $N_{\text{PC}} = 5$ for $z_{\max} = 30$ in the fiducial analysis.²

In Fig. 1 (top), we show the corresponding fiducial basis functions $S_a(z)$. Notice that the series resembles a Fourier decomposition of $x_e(z)$ rank ordered from low to high frequency. This is because high frequency variations in x_e leave little observable imprint in C_ℓ^{EE} . As a consequence the N_{PC} PCs are a complete representation of the *observable impact* of $x_e(z)$ on the C_ℓ^{EE} , rather than the ionization history itself. In other words, given any $x_e^{\text{true}}(z)$, we can project it onto the N_{PC} PC basis through

$$m_a = \int_{z_{\min}}^{z_{\max}} dz \frac{S_a(z)[x_e^{\text{true}}(z) - x_e^{\text{fid}}(z)]}{z_{\max} - z_{\min}}, \quad (3)$$

where the reconstructed $x_e(z)$ through Eq. (1) with truncated PCs will not reproduce the true ionization history $x_e(z) \neq x_e^{\text{true}}(z)$, but rather it is the observed C_ℓ^{EE} that is reproduced to cosmic variance precision. We reiterate therefore, that the PC analysis is not a tool for reconstructing the ionization history from observations, but rather a forward-modeling tool which, by reducing the dimensionality of the model space to N_{PC} , allows us to constrain all possible ionization histories between $z_{\min} < z < z_{\max}$ in a single analysis. For the Planck data set, most of the information on the ionization history comes from constraints on the first two modes which probe the amount of low vs high redshift optical depth. However all 5 PCs for $z_{\max} = 30$ carry some constraint, with the higher modes controlling finer variations in redshift.

We compute the CMB power spectra with PCs using a modified version of CAMB³ [21,22] (see [13]). We follow CAMB and assume for $z < 6$, fully ionized hydrogen and singly ionized helium whereas for $z \leq 3.5$ [23], doubly ionized helium [23] with a tanh transition width $\Delta z = 0.5$, given the helium fraction

$$f_{\text{He}} = \frac{n_{\text{He}}}{n_{\text{H}}} = \frac{m_{\text{H}}}{m_{\text{He}}} \frac{Y_p}{1 - Y_p}, \quad (4)$$

as the ratio of the helium to hydrogen number density, where Y_p is the helium mass fraction, chosen to be consistent with big bang nucleosynthesis for a given baryon density.

We obtain posterior constraints on the PC parameters m_a from Markov Chain Monte Carlo sampling using CosmoMC⁴ [24,25] of the relevant Planck likelihoods discussed in Sec. III in an otherwise fiducial Λ CDM cosmology with the standard 5 parameters: the baryon density $\Omega_b h^2$, cold dark matter density $\Omega_c h^2$, effective angular sound horizon θ_{MC} , scalar power spectrum log amplitude $\ln(10^{10} A_s)$ and its tilt n_s . We take flat uninformative priors in m_a but discuss additional priors imposed by removing demonstrably unphysical ionization histories in Sec. II C.

B. Effective PC likelihood

The completeness property of the PCs enables us to turn PC chains obtained from a MCMC run into an effective likelihood that can be used to test any reionization model with the CMB without a cumbersome reanalysis at the level of power spectra data. In the following, we briefly recap the kernel density estimate (KDE) technique used to build this

²We also test the robustness of our fiducial analysis in Sec. V by taking for $z_{\max} = 50$ where $N_{\text{PC}} = 7$ is required at the cosmic variance limit.

³CAMB: <http://camb.info>.

⁴CosmoMC: <http://cosmologist.info/cosmomc>.

likelihood, as well as a Gaussian approximation, and refer the readers to Ref. [13] for more details.

The PC chains are composed of N_{sample} samples of discrete values of $\mathbf{m}_i = \{m_1, \dots, m_5\}$ along with multiplicities w_i for $i = 1 \dots N_{\text{sample}}$. Given any physical ionization history $x_e(z)$, we first obtain its PC representation \mathbf{m} using Eq. (3). Since \mathbf{m} can take any continuous value, we approximate its effective likelihood with a kernel density estimate

$$\mathcal{L}_{\text{KDE}}(\text{data}|\mathbf{m}) = \sum_{i=1}^{N_{\text{sample}}} w_i K_f(\mathbf{m} - \mathbf{m}_i), \quad (5)$$

where the overall normalization is arbitrary, and where we have chosen the smoothing kernel K_f to be a multivariate Gaussian with mean zero and covariance $f\mathbf{C}$, where \mathbf{C} is the $N_{\text{PC}} \times N_{\text{PC}}$ covariance matrix estimated from the PC chains (see Table I) and f is a fraction smaller than 1. For a Gaussian posterior, increasing the covariance by $1 + f$ corresponds to increasing the standard deviation by approximately $1 + f/2$. To minimize the amount of smoothing needed while still maintaining good accuracy in the tail of the distribution for any physical models, we oversample the PC distributions by running the PC chains far beyond convergence for about $N_{\text{sample}} \sim 10^6$ chain samples. For this N_{sample} , a fraction of $f = 0.14$ should be sufficient for most models, and indeed we have tested it to work well for the ones we study in Sec. IV.

An even simpler effective likelihood is the Gaussian approximation of the m_a posterior using the PC mean $\bar{\mathbf{m}}$ and covariance \mathbf{C}

$$\mathcal{L}_{\text{Gauss}}(\text{data}|\mathbf{m}) = \frac{e^{-\frac{1}{2}(\mathbf{m}-\bar{\mathbf{m}})^T \mathbf{C}^{-1}(\mathbf{m}-\bar{\mathbf{m}})}}{\sqrt{(2\pi)^{N_{\text{PC}}} |\mathbf{C}|}}. \quad (6)$$

For any set of model parameters \mathbf{p} with their given prior probability distribution $P(\mathbf{p})$, their posterior distribution can be approximated as

$$P(\mathbf{p}|\text{data}) \propto \mathcal{L}_{\text{PC}}[\text{data}|\mathbf{m}(\mathbf{p})]P(\mathbf{p}), \quad (7)$$

with PC = KDE or Gaussian. This approach obviates the need to implement specific reionization models into CAMB and conduct separate CosmoMC sampling for each, thereby significantly reducing both human and computational effort. In Sec. IV we test the effective KDE and Gaussian likelihoods against an exact implementation for two example models: the standard steplike model and a two-step model allowing for high-redshift ionization.

C. Cumulative optical depth

Although reionization PCs are mainly a tool for model testing using complete information from large angle CMB polarization, as they do not reconstruct the rapidly varying

TABLE I. PC chain means \bar{m}_a , standard deviations $\sigma(m_a)$, and correlation matrix $R_{ab} = C_{ab}/[\sigma(m_a)\sigma(m_b)]$. τ_a is the optical depth contribution for $m_a = 1$ which adds to that of the fiducial model, $\tau_{\text{fid}} = 0.08626$.

	m_1	m_2	m_3	m_4	m_5
m_1	1.000	0.657	-0.208	-0.094	0.067
m_2	0.657	1.000	0.048	-0.273	0.142
m_3	-0.208	0.048	1.000	0.064	-0.018
m_4	-0.094	-0.273	0.064	1.000	-0.195
m_5	0.067	0.142	-0.018	-0.195	1.000
\bar{m}_a	-0.116	-0.016	0.078	-0.077	0.066
$\sigma(m_a)$	0.030	0.063	0.098	0.131	0.145
τ_a	0.29403	-0.11227	0.04506	-0.01898	0.00960

aspects of $x_e(z)$ itself, they do provide model-independent constraints on redshift integrated quantities such as the cumulative Thomson optical depth

$$\tau(z, z_{\text{max}}) = n_{\text{H}}(0)\sigma_T \int_z^{z_{\text{max}}} dz \frac{x_e(z)(1+z)^2}{H(z)}, \quad (8)$$

where $n_{\text{H}}(0)$ is the hydrogen number density at $z = 0$, σ_T is the Thomson scattering cross section and $H(z)$ is the Hubble parameter. Given the tight constraints on cosmological parameters in the Λ CDM model, this quantity is well approximated by

$$\tau_{\text{PC}}(z, z_{\text{max}}) = \sum_{a=1}^{N_{\text{PC}}} m_a \tau_a(z, z_{\text{max}}) + \tau_{\text{fid}}(z, z_{\text{max}}), \quad (9)$$

where τ_a and τ_{fid} are defined by employing Eq. (1) in Eq. (8) using the fiducial model for $H(z)$ and number densities. This differs from Ref. [13] where their cosmological dependence was retained in determining τ_{PC} . When we omit the redshift arguments, we implicitly mean the total range, e.g., $\tau_{\text{PC}} \equiv \tau_{\text{PC}}(0, z_{\text{max}})$.

In Fig. 1 (bottom), we display $\tau_a(z, z_{\text{max}})$ for the $z_{\text{max}} = 30$ PCs. Notice that positive values of the first component m_1 mainly represents the optical depth that is accumulated at high redshift whereas *negative* values of m_2 provides the same for low redshift. Since these two are the best measured components, the CMB mainly determines the amount of low vs high redshift ionization. The underlying reason is that in C_l^{EE} the higher the redshift, the larger the relative contribution at higher l due to the size of the horizon when the photons scattered. For the less well measured PCs with $a > 2$, the contributions to the total optical depth rapidly diminish and represent finer distinctions in redshift for the cumulative optical depth and multipole for the underlying C_l^{EE} spectrum.

In the usual approach to constraining reionization in Λ CDM, one places an implicit prior on the shape of the cumulative optical depth by choosing a ‘‘tanh’’ or near step

function reionization (see Sec. IV A) and then extracts a single constraint on the total optical depth. The PCs, on the other hand, allow for arbitrary values of $x_e(z)$ when no range-bound prior constraints on the mode amplitudes m_a are imposed. The one subtlety when placing constraints on the cumulative optical depth is that the analysis also allows unphysical ionization fractions where $0 \leq x_e \leq x_e^{\max}$ is not satisfied. Therefore, when determining cumulative optical depth constraints as opposed to using reionization PCs as a tool for testing models, we do impose a prior by truncating the posteriors of m_a after obtaining them from Markov Chain Monte Carlo sampling, following Ref. [12]

$$\sum_{a=1}^{N_{\text{PC}}} m_a^2 \leq (x_e^{\max} - x_e^{\text{fid}})^2, \quad (10)$$

and $m_a^- \leq m_a \leq m_a^+$ with

$$m_a^\pm = \int_{z_{\min}}^{z_{\max}} dz \frac{S_a(z) [x_e^{\max} - 2x_e^{\text{fid}}(z)] \pm x_e^{\max} |S_a(z)|}{2(z_{\max} - z_{\min})}. \quad (11)$$

Here we take $x_e^{\max} = 1 + f_{\text{He}}$ to account for the contribution of singly ionized helium. In the fiducial analysis, the prior on the sum of squares in Eq. (10) is strictly weaker than the individual priors in Eq. (11). Henceforth we refer to Eq. (11) as the physicality prior. We study its impact and robustness in Sec. V. Note that the original $0 \leq x_e \leq x_e^{\max}$ condition cannot be strictly enforced here because we keep only the first N_{PC} PCs, so these priors in m_a are necessary but not sufficient conditions for a physical ionization history. In other words, no physical model is excluded by these priors but some unphysical models are included. In Sec. VA we further explore the role of these and other choices of PC priors, and in Sec. IV we test PC constraints against exact constraints for two example models.

III. PLANCK 2018 PC RESULTS

We now present the complete reionization constraints obtained from the Planck 2018 likelihoods using the principal components.

A. Constraints on principal components

We use the official Planck likelihoods [26] `plik_lite_TTTEEE` for the high- ℓ TT , TE and EE as well as `lowl` for the low- ℓ TT throughout this paper. We have tested that our results do not change if in lieu of `plik_lite_TTTEEE` we used the full `plik_full_TTTEEE` likelihood in which the foreground parameters have not been marginalized over. For the low- ℓ EE likelihood, we use the third-party released `SR0112` likelihood [19] in our official PC results and the effective likelihood code. In comparison with the official Planck-released `SimAll` likelihood, the `SR0112` likelihood has improved foreground cleaning, which enables stronger reionization

constraints, especially from the low multipole moments that are important for the low redshift constraints.

In Fig. 2, we show the 1D posterior and 2D 68% and 95% confidence level contours for the 5 PC amplitudes that describe ionization models up to $z_{\max} = 30$. We also show the trajectory of the tanh model (see Sec. IV A) through this space as well as the best fit tanh model points.⁵ The gray shaded region represents the parameter space that would be excluded by an additional physicality prior from Eq. (11), which is just beyond the border of the displayed regime for all but m_1 . Results using the Planck 2018 data are shown in blue.

While all five PC amplitudes are constrained by Planck, the first two are particularly well constrained. Contrary to the Planck 2015 results of Ref. [13] shown in red, the 2018 data prefers a much smaller m_1 , leading to a reduced optical depth, especially at high redshift. This preference also increases the impact of placing a physicality prior at low values of m_1 when deriving model-independent constraints as we shall discuss further in Sec. V. We show a zoomed version of the $m_1 - m_2$ plane in Fig. 3. In the physicality prior excluded region (gray), the ionization and the cumulative optical depth at high redshift becomes negative.

In Fig. 3, we also show the Planck 2018 constraints using the older `SimAll` likelihood. The improvement from switching to the `SR0112` likelihood mainly strengthens the upper bound in the best constrained direction in the $m_1 - m_2$ plane which shifts constraints toward higher total optical depth (see also Fig. 11).

In Fig. 2, we also show the constraints assuming a Gaussian posterior in m_a using the PC chain covariance and means listed in Table I. The visual agreement with the full posteriors is remarkably good, especially in the well-constrained components. This suggests that the simple Gaussian likelihood of Eq. (6) suffices for most constraints on models. We shall see in Sec. IV that a quantitative comparison indeed shows good agreement between the KDE and Gaussian likelihoods, with only minor differences in the shape of their posterior inferences.

IV. MODEL TESTING WITH PCS

We now turn to constraining reionization models with PCs using the effective likelihood approach described in §IV. The benefit of this approach is that complete constraints on any model of the ionization history between $6 \leq z \leq z_{\max}$ are obtained ahead of time and compressed into a simpler likelihood, so that when doing model testing

⁵The Planck 2015 best-fit for the tanh model is derived from a chain best-fit model as taken from Ref. [13], whereas for the Planck 2018 point in this paper we used a minimizer to find the best-fit; there are also slight model differences, where in Planck 2018 we used a tanh width of $\Delta z = 0.015(1+z)$ instead of $\Delta z = 0.5$ for the Planck 2015 best-fit. Using $\Delta z = 0.5$ for Planck 2018 moves the cross negligibly on this plot.

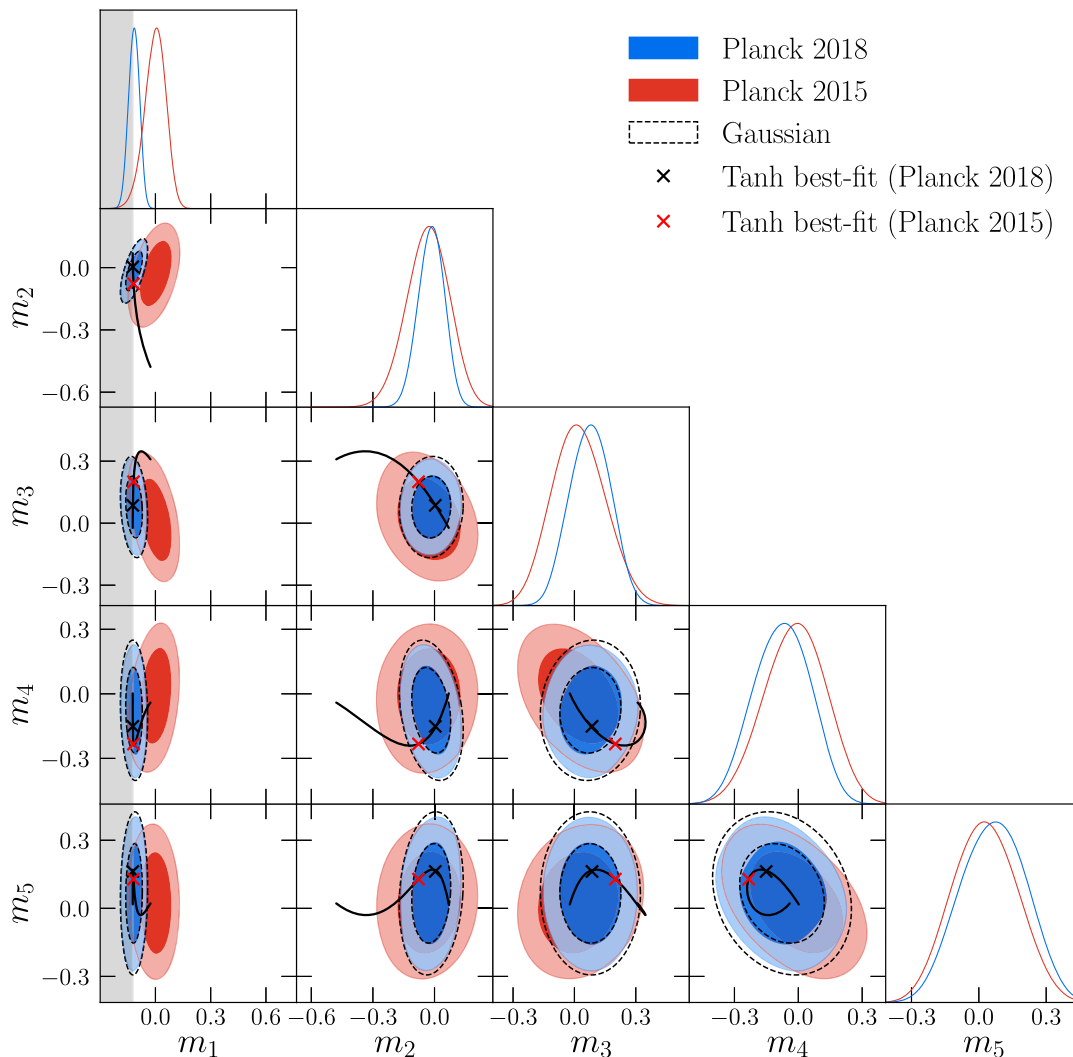


FIG. 2. Constraints from Planck data on the amplitudes of the five reionization principal components that describe all physical ionization models up to $z_{\max} = 30$. We show the 68% and 95% $m_a - m_b$ constraints as well as marginal constraints on individual m_a for Planck 2018 in blue, using `SR0112` for the low- ℓ EE likelihood, and compare that to the Planck 2015 constraints in red. The corresponding marginal distributions for individual m_a are also shown. When deriving model independent optical depth constraints we impose an additional physicality prior that excludes the gray region in m_1 and regions beyond the box limits in the others. The black solid line indicates the trajectory of tanh models with varying τ . The red and black crosses indicate the best-fit tanh models from Planck 2015 and 2018 respectively. Note that the best-fit tanh model has moved to a lower τ in Planck 2018, and in particular, is now within the 68% C.L. contours of the constraints.

one no longer needs to modify the $x_e(z)$ function and jointly sample the other cosmological parameters in for example CAMB, each time a new ionization model needs to be tested. These provide savings on human time in addition to the computing speed-ups from the likelihood evaluations.

Our code is available on GitHub at <https://github.com/chenheinrich/RELIKE>. The initial release corresponds to the fiducial results in this paper, i.e., derived from the Planck 2018 `plik_lite_TTTEEE + lowl + SR0112` likelihoods at $z_{\max} = 30$. This is also the default analysis for all results that follow except where noted. The most important part of the code release is the python package called RELIKE which provides the PC parameters for a

model and also implements the Gaussian effective likelihood. The user can specify a customized $x_e(z)$ function taking in reionization model parameters and use RELIKE to return the effective likelihood of the model. The returned likelihood is already marginalized over cosmological parameters. To obtain marginalized distributions more easily for high-dimensional parameter space, one may choose to sample RELIKE within a MCMC sampler such as Cobaya⁶ [27] or CosmoSIS⁷ [28].

⁶Cobaya: <https://cobaya.readthedocs.io/en/latest/>.

⁷CosmoSIS: <https://bitbucket.org/joezuntz/cosmosis/wiki/Home>.

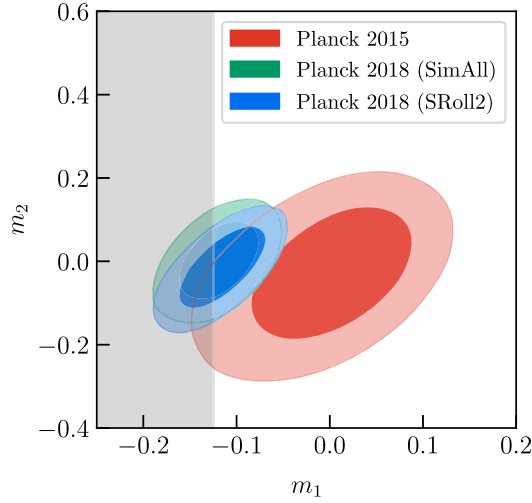


FIG. 3. Changes in the best constrained $m_1 - m_2$ PC plane between Planck 2015 (red) and Planck 2018 (blue, $SRoll2$; green, $SimAll$). The default $SRoll2$ likelihood moderately improves the best constrained direction and raises the optical depth for Planck 2018.

We also provide a pre-assembled CosmoMC code using the CosmoMC’s generic sampler, with which we have generated the results presented in this section. This CosmoMC code has an internal implementation of both the Gaussian and KDE likelihoods in fortran, which is separate from our main python package that only supports the Gaussian likelihood.

When using the KDE likelihood, we suggest using the default value of $f = 0.14$ to avoid over-smoothing parameter posteriors while maintaining accuracy during the KDE operation. All our KDE results in this section are computed with $f = 0.14$, which we shall soon show to work well in recovering results from an exact MCMC. Note that in both the Gaussian and the KDE modes, the model parameters or priors must be arranged to explicitly satisfy fully-ionized hydrogen and singly ionized helium for $z \leq 6$.

Next we demonstrate the use and the successful recovery of parameter posteriors using the effective likelihood code by comparing them to an exact MCMC analysis using the original Planck likelihoods for two examples: (1) The tanh model, which is the standard approach adopted in CAMB; (2) a two-step toy model which has one additional parameter allowing for a high- z ionization plateau before the transition to full ionization in the canonical tanh model.

A. Example 1: tanh model

The steplike model used as the standard approach in CAMB describes the hydrogen and singly ionized helium reionization as a tanh function:

$$x_e(z) = \frac{1 + f_{\text{He}}}{2} \left\{ 1 + \tanh \left[\frac{y(z_{\text{re}}) - y(z)}{\Delta y} \right] \right\} + x_e^{\text{rec}}, \quad (12)$$

with $y(z) = (1 + z)^{3/2}$, $\Delta y = (3/2)(1 + z)^{1/2} \Delta z$. Instead of using $\Delta z = 0.5$ as in the standard setting by CAMB, we adopt a smaller width $\Delta z = 0.015(1 + z)$ so as to better capture the required full ionization below $z = 6$. Here x_e^{rec} is the ionization history from recombination only and we follow the fiducial prescription described in Sec. II for the doubly ionized helium transition at $z = 3.5$.

The tanh model is parametrized by its total optical depth for which we take a flat prior with an additional constraint that $z_{\text{re}} \geq 6.1$ so as to satisfy the required full ionization by $z_{\text{min}} = 6$ given the tanh width to good approximation.

In Fig. 2, we show the trajectory that the tanh model takes in the PC space. Notice that this trajectory passes near the center of all constraints for Planck 2018 but only through the tails for some of the Planck 2015 constraints. Correspondingly, whereas the tanh model was marginally disfavored with Planck 2015 data, that is not the case with Planck 2018 data.

In Fig. 4 we show the posterior distribution of τ for the effective likelihood results, in which the only sampled parameter is τ (all other cosmological parameters are fixed at the Planck best-fit model), vs the exact Planck likelihood results in which the five other Λ CDM parameters were also varied using their standard priors. More specifically, we find

$$\begin{aligned} \tau_{\text{tanh}} &= 0.0591_{-0.0068}^{+0.0054}, & (\text{Exact}) \\ \tau_{\text{tanh}} &= 0.0591_{-0.0066}^{+0.0061}, & (\text{KDE}) \\ \tau_{\text{tanh}} &= 0.0592_{-0.0062}^{+0.0062}, & (\text{Gaussian}), \end{aligned} \quad (13)$$

where our exact result is also consistent with the tanh model constraint in Ref. [29] for the same combination of likelihoods.

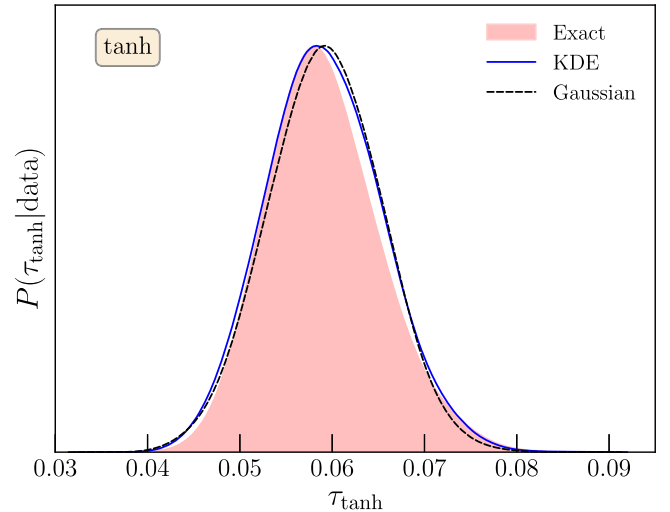


FIG. 4. Total optical depth τ_{tanh} posterior for the tanh model in Sec. IV A for the exact (Planck 2018) likelihood (shaded), KDE (blue solid) and Gaussian (black dashed) effective PC likelihoods. The overall agreement is excellent and the KDE results even capture the small skewness of the exact result.

The posteriors of all three likelihoods agree well. The KDE likelihood gives a slightly broader posterior because the kernel density estimate in the PC space introduces smoothing. We expect the smoothing to be roughly at the $\sim 7\%$ level in the parameter posterior corresponding to the smoothing factor of $1 + f = 1.14$ we applied to the PC covariance during KDE. Indeed, the KDE result has a 4% larger 68% confidence region than the exact likelihood result.

Instead of the KDE likelihood, we can alternatively use the Gaussian approximation given in Eq. (6). The Gaussian likelihood is faster to evaluate as it does not require looping over the entire $\sim 10^6$ points in the PC chain. The Gaussian likelihood result above gives symmetric τ constraints whereas the KDE result is able to capture some of the skewness in the exact distribution. The shift in the peaks seen in Fig. 4 between Gaussian and the exact likelihoods, $\Delta\tau \sim 0.001$, is consistent with the level of asymmetric error bars in the latter.

We also show in Fig. 5 the cumulative optical depth obtained from directly integrating the tanh model in the exact likelihood chains vs that from the 5-PC representation of the tanh models in the effective likelihood chains using Eq. (9). Notice that because of the truncation of the PC expansion at $N_{\text{PC}} = 5$, this representation shows a small oscillatory cumulative τ at $z \gtrsim 10$ whereas the true model has negligible ionization there. This is because the best constrained modes only represent the smooth features in the ionization history and truncation is similar to a low pass filter in Fourier space. Though these zero mean, small amplitude oscillations do not bias results when averaged over redshift, this effect should be born in mind when interpreting the model-independent results in Sec. V.

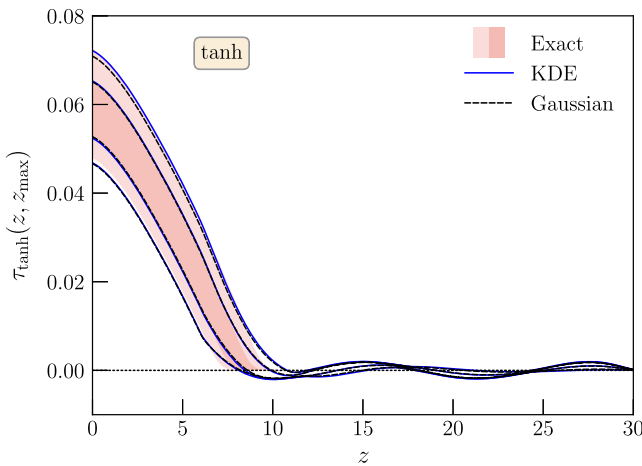


FIG. 5. Cumulative optical depth in the tanh model as in Fig. 4 (68% and 95% C.L. contours). Overall agreement is good in regions where the contribution to τ_{tanh} is high but the model form forbids high- z contributions. Oscillations around zero at high- z in the KDE and Gaussian PC representations are due to the effective low pass filter from the truncation at 5 PCs which does not produce any observable difference in the CMB.

To quantify these residual oscillations we consider the 95% upper limit on the high-redshift optical depth. For both effective likelihoods $\tau_{\text{tanh}}(15, 30) < 0.002$ while $\tau_{\text{tanh}}(15, 30) \approx 0$ from the exact likelihood. By construction, the tanh model does not allow for a significant fraction of the total optical depth to come from high redshift. As we shall see in the next example the data themselves do allow for a small but significantly larger fraction of the total optical depth to originate from high redshift, when the form of the model permits it.

B. Example 2: The two-step model

The second example is a two-step model, where an additional step is used to give a high- z ionization plateau:

$$x_e(z) = \frac{1 + f_{\text{HeHe}} - x_e^{\text{min}}}{2} \left\{ 1 + \tanh \left[\frac{y(z_{\text{re}}) - y(z)}{\Delta y} \right] \right\} + \frac{x_e^{\text{min}} - x_e^{\text{rec}}}{2} \left\{ 1 + \tanh \left[\frac{z_{\text{hi}} - z}{\Delta z_{\text{hi}}} \right] \right\} + x_e^{\text{rec}}, \quad (14)$$

where $y(z) = (1+z)^{3/2}$, $\Delta y = (3/2)(1+z_{\text{re}})^{1/2}\Delta z_{\text{re}}$ where $\Delta z_{\text{re}} = 0.015(1+z_{\text{re}})$ just as in the first example for a sharper step. We choose the second step at $z_{\text{hi}} = 28$ with $\Delta z_{\text{hi}} = 1.0$, since the effective likelihood is limited to models with ionization below $z_{\text{max}} = 30$. In comparison to tanh, a single parameter x_e^{min} is added in this model to control the high- z ionization plateau for $z_{\text{re}} \lesssim z \lesssim z_{\text{hi}}$. We would recover the standard tanh as x_e^{min} approaches the negligible recombination value x_e^{rec} . We show examples of this two-step model in Fig. 6.

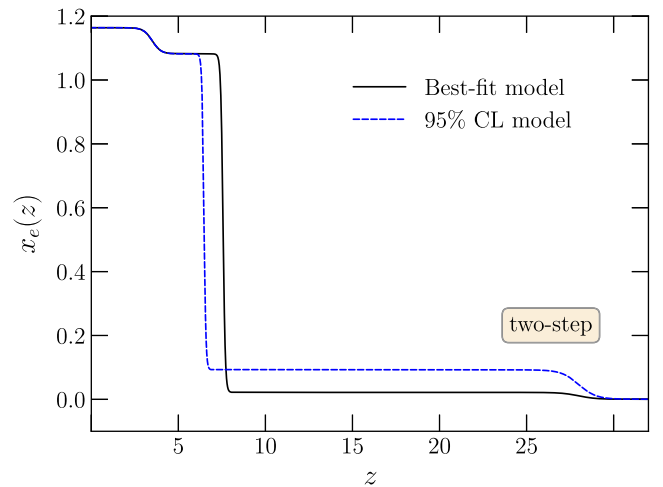


FIG. 6. Two-step ionization history $x_e(z)$ for the model of Sec. IV B. In addition to a tanh transition at low-redshift as in Sec. IV A, there is an additional ionization plateau at high redshifts with a fixed transition at $z_{\text{hi}} = 28$ and $\Delta z_{\text{hi}} = 1$. Here we show the best-fit model in the Planck 2018 data $(\tau_{\text{lo}}, \tau_{\text{hi}}) = (0.053, 0.006)$, as well as a model on the 95% C.L. contour of Fig. 7 which maximizes τ_{hi} , $(\tau_{\text{lo}}, \tau_{\text{hi}}) = (0.043, 0.026)$.

In practice, we parameterize the model by τ_{lo} and τ_{hi} . They are defined as in Eq. (8) but with the boundaries $(0, z_{\text{split}})$ and $(z_{\text{split}}, \infty)$ for τ_{lo} and τ_{hi} respectively, where the split is chosen as $z_{\text{split}} = z_{\text{re}} + \Delta z_{\text{re}}$ to be conservative on reducing the preference of τ_{hi} in the data. Given a model $(\tau_{\text{lo}}, \tau_{\text{hi}})$, we find the corresponding $(z_{\text{re}}, x_e^{\text{min}})$ through an iterative search similar to that used in the canonical tanh model for finding z_{re} given a total optical depth τ . For both the full likelihood and effective likelihood runs, we adopt the flat priors on $\tau_{\text{lo}}, \tau_{\text{hi}} \in [0, 0.35]$. We further apply a prior cut in z_{re} space to keep models with $z_{\text{re}} > 6.1$ for both the full and effective likelihood chains as in the tanh model to ensure full reionization by $z = 6$ to good approximation.

In Fig. 7, we display the posteriors of τ_{lo} and τ_{hi} . The exact, KDE and Gaussian PC treatments again agree very well. Note that in the canonical tanh model $\tau_{\text{lo}} \lesssim 0.04$ roughly corresponds to $z_{\text{re}} < 6$ so that the posteriors are effectively cut off near this value. The models in Fig. 6 are represented by the star and cross symbols for the best fit case and a model allowed at the 95% C.L. respectively.

The marginalized 1D constraints from the exact, KDE and Gaussian likelihoods also agree well

$$\begin{aligned} \tau_{\text{lo}} &= 0.0526_{-0.0078}^{+0.0058}, \quad \tau_{\text{hi}} < 0.021 \quad (95\% \text{C.L.}), \quad (\text{Exact}) \\ \tau_{\text{lo}} &= 0.0525_{-0.0079}^{+0.0062}, \quad \tau_{\text{hi}} < 0.021 \quad (95\% \text{C.L.}), \quad (\text{KDE}) \\ \tau_{\text{lo}} &= 0.0528_{-0.0077}^{+0.0064}, \quad \tau_{\text{hi}} < 0.021 \quad (95\% \text{C.L.}), \quad (\text{Gaussian}). \end{aligned} \quad (15)$$

Note that the upper limit on τ_{hi} presented here is the one-sided 95% C.L. limit in 1D; whereas the model shown in Figs. 6 and 7 is located on the 95% C.L. contour in 2D and has therefore a larger $\tau_{\text{hi}} = 0.026$.

Moreover, we can derive the constraints on the total optical depth, which are also consistent between the three likelihoods as well:

$$\begin{aligned} \tau_{2\text{step}} &= 0.0621_{-0.0061}^{+0.0062}, \quad (\text{Exact}) \\ \tau_{2\text{step}} &= 0.0619_{-0.0065}^{+0.0063}, \quad (\text{KDE}) \\ \tau_{2\text{step}} &= 0.0618_{-0.0062}^{+0.0062}, \quad (\text{Gaussian}). \end{aligned} \quad (16)$$

Given the small amount of τ_{hi} still allowed, the total optical depth constraints in the two-step model are correspondingly slightly larger than τ_{tanh} . This is consistent with other examples in the literature where extended reionization to high redshifts were allowed (e.g., Refs. [30,31]). More generally, models which are sufficiently flexible at allowing for high-redshift ionization will have a comparable difference in their total optical depth.

Finally the 95% C.L. upper limit on high-redshift optical depth are also consistent:

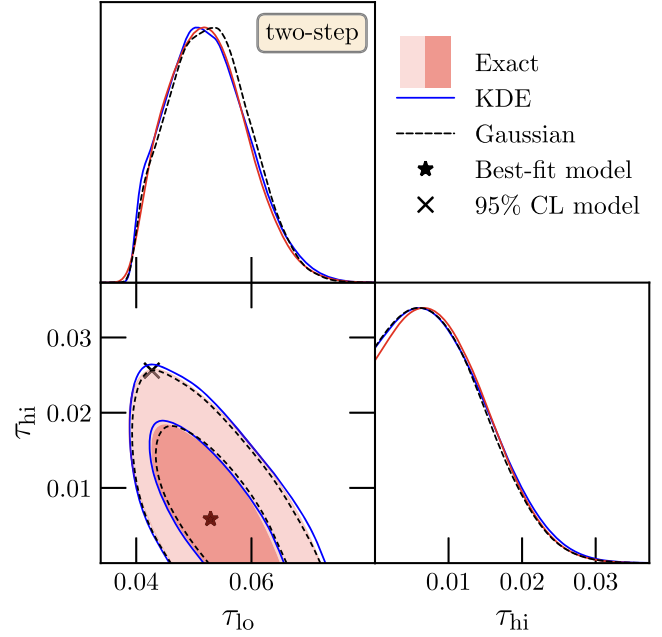


FIG. 7. Two-step parameter constraints (marginalized posteriors and 68% and 95% C.L. contours). The exact, KDE PC and Gaussian PC likelihoods again agree very well and a small contribution from high- z through τ_{hi} is still allowed but not significantly favored. Models of Fig. 6 are marked and correspond to the best fit parameters and parameters which maximize τ_{hi} on the 2D 95% C.L. contour.

$$\begin{aligned} \tau_{2\text{step}}(15, 30) &< 0.014 \quad (95\% \text{C.L.}), \quad (\text{Exact}) \\ \tau_{2\text{step}}(15, 30) &< 0.016 \quad (95\% \text{C.L.}), \quad (\text{KDE}) \\ \tau_{2\text{step}}(15, 30) &< 0.016 \quad (95\% \text{C.L.}), \quad (\text{Gaussian}). \end{aligned} \quad (17)$$

The small difference in PC results vs exact reflects the mild oscillatory PC artifact around $z \sim 15$ in Fig. 8, where we show the cumulative optical depth constraints on this two-step model in the exact vs the PC likelihood construction. Note that the 95% upper limit on $\tau(15, 30)$ reported in the text are one-sided upper limits, whereas the contours in the cumulative optical depth figures enclose their respective C.L. Note also that the 95% C.L. allowed two-step model in Fig. 6 has $\tau_{2\text{step}}(15, 30) = 0.017$.

The Planck 2018 cosmological parameter paper [1] also constrained $\tau(15, 30)$ in a model-independent way using the FlexKnot method, in which $x_e(z_i)$ at the i th knots are varied as free parameters as well as the number of total knots. They obtained $\tau(15, 30) < 0.007$ (95% C.L.), which would strongly rule out models that are still allowed at the 95% C.L. in this class. In principle, the FlexKnot method allows for all possible physical ionization histories that increase monotonically with redshifts, and would include the two-parameter model described here. But apparently the implicit prior employed by the method disfavors optical depth at high redshift more than a flat prior in τ_{hi} does. We shall see in §V that our model independent PC approach

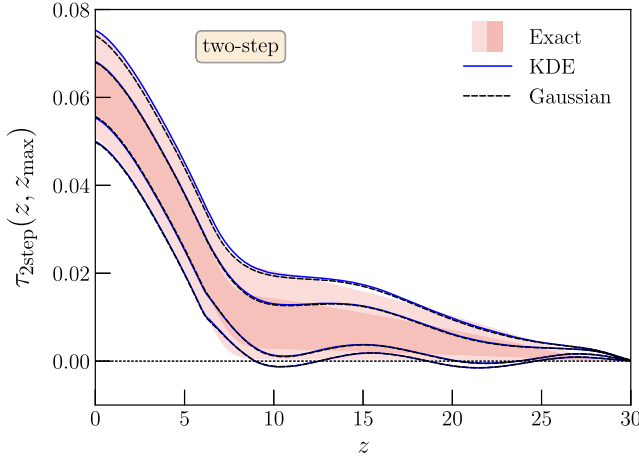


FIG. 8. Cumulative optical depth in the two-step model (as in Fig. 5). Agreement between the exact, KDE PC and Gaussian PC likelihoods is again excellent and show that a small amount of high- z ionization is allowed. The form of the model requires that the cumulative optical depth steadily declines above the first step at $z_{\text{re}} \sim 6-7$ especially for $z \gtrsim 15$.

models such a flat prior better and of course the effective likelihood approach allows for any desired prior.

V. MODEL-INDEPENDENT RESULTS FOR OPTICAL DEPTH

While the PC approach to constraining reionization should mainly be used for testing wide classes of models efficiently and with their own physically motivated priors, it can also be employed to extract model-independent constraints on the optical depth. In this section we present these model-independent results, first on the total optical depth and then on the cumulative optical depth at high redshift, and discuss their robustness to priors on physicality of the ionization history and redshift range of the fiducial analysis.

A. Total optical depth

Using Eq. (9), we can derive constraints on the total optical depth $\tau_{\text{PC}} = \tau_{\text{PC}}(0, z_{\text{max}})$ with the additional physicality priors on the PC amplitudes m_a from Eq. (11). These correspond to

$$\tau_{\text{PC}} = 0.0619^{+0.0056}_{-0.0068}, \quad (18)$$

and the full posterior is shown in Fig. 9. Notice that the distribution matches that of the two-step model from Sec. IV B but almost 0.5σ shifted higher than that of the tanh model from Sec. IV A.

The similarity and difference between these results come down to implicit and explicit priors. As we have seen, results based on the tanh model requires that reionization happens suddenly at z_{re} and is maintained thereafter. Therefore, the model has a strong implicit prior that a

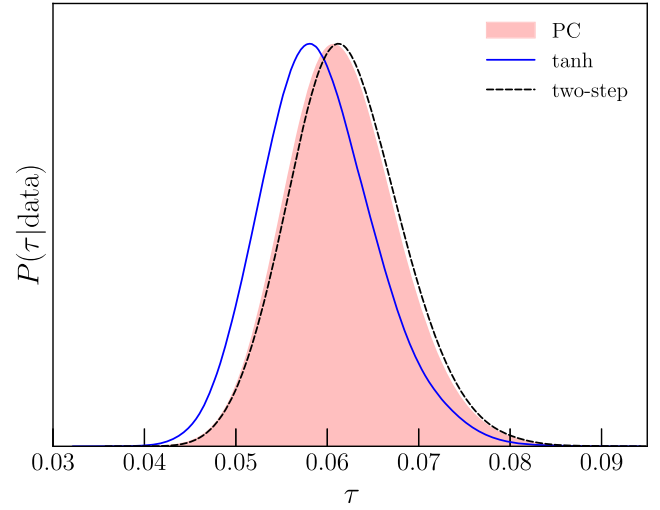


FIG. 9. Total optical depth posterior for the model-independent PC analysis (shaded) compared with the exact tanh model (blue solid line) and the two-step model (black dashed line) from Figs. 4 and 7. The PC analysis captures the ability to raise the optical depth through the high- z contributions in models whose form allow it like in the two-step case.

given a total optical depth τ comes from $z \lesssim z_{\text{re}}$ regardless of whether the data allow or prefer ionization at higher z . While this prior may be well motivated theoretically, it should be distinguished from constraints that are data driven. This was especially apparent with the Planck 2015 data where the PC constraints gave $\tau_{\text{PC}} = 0.092 \pm 0.015$ which differed substantially from the tanh $\tau_{\text{PC}} = 0.079 \pm 0.017$ [13]. As we shall discuss below, these differences were even more striking in the implications for the cumulative τ at high redshift as we have also concretely illustrated in the two-step model of Sec. IV B.

PC constraints on the total optical depth do not suffer from assuming a specific class of ionization histories as they parameterize any $x_e(z)$ from $z_{\text{min}} = 6$ to $z_{\text{max}} = 30$. They do of course come with their own priors namely the flat range-bound ones from Eq. (11). These have in fact caused some confusion in the literature when interpreted in terms of the total optical depth [17]. Here we first review the impact of flatness in PC space as discussed extensively in Ref. [18] and then highlight the more important role of physicality priors with Planck 2018 data as compared with 2015 data.

We first note that by virtue of Eq. (9), the total optical depth receives contribution from all PCs. However the PCs are rank ordered by their expected constraining power and so most of the information on the total optical depth comes from the first two components

$$\tau_{\text{PC}} \approx \tau_{12} \equiv m_1 \tau_1 + m_2 \tau_2 + \left(\sum_{a=3}^5 \bar{m}_a \tau_a + \tau_{\text{fid}} \right), \quad (19)$$

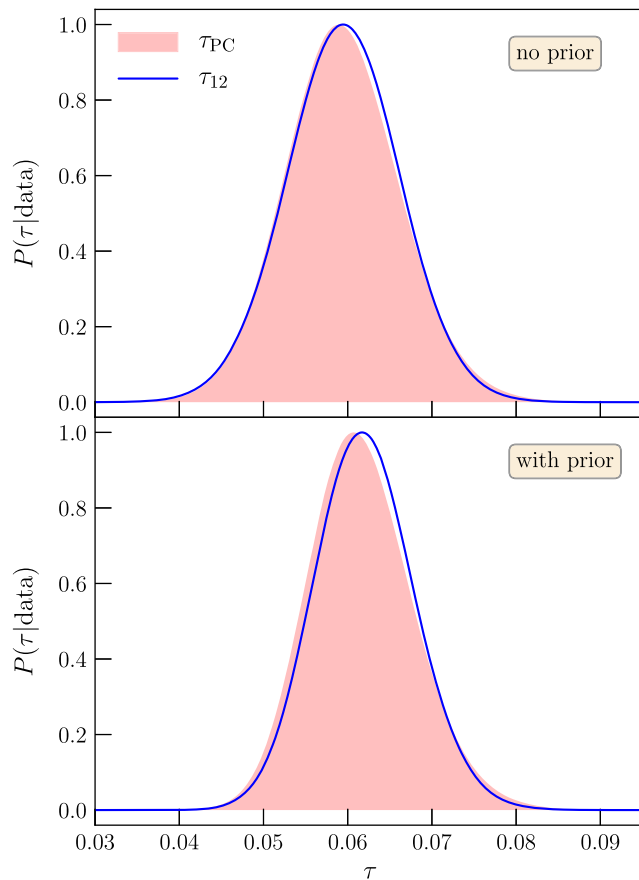


FIG. 10. Total optical depth τ_{PC} posterior (shaded) without (top) and with (bottom) the additional physicality prior of Eq. (11). Imposing the physicality prior eliminates negative ionization at high z and shifts the distribution to a higher total τ . This unphysical contribution comes from the m_1 PC, as can be traced through the approximate $\tau_{12} \approx \tau_{\text{PC}}$ built from a linear combination of the first two components defined in Eq. (19) (blue lines).

where the term in parentheses is a fixed quantity (see Table I) whose purpose is to remove offsets due to the arbitrary choice of the fiducial ionization model. We explicitly demonstrate this approximate equivalence in Fig. 10 by comparing the posterior distributions of τ_{PC} and τ_{12} both with and without the physicality prior.

Due to this linearity, flat priors in m_1 and m_2 correspond to flat priors in τ_{12} for any linear trajectory through the space. For example, the tanh model trajectory is shown in Fig. 2 and is nearly linear through the Planck 2018 allowed region in the $m_1 - m_2$ plane. Even without the explicit construction of a flat tanh τ prior in Sec. IV A, the implicit prior from m_1, m_2 is already nearly flat.

Reference [17] raised a potential objection regarding more general models. As illustrated in Fig. 11, lines of constant τ_{12} are rotated compared with the m_1, m_2 axis. Therefore, the range-bound flat prior in m_1, m_2 (blue square) is not flat in its *marginal* τ_{12} distribution due to the extent of the allowed parameter space along lines of

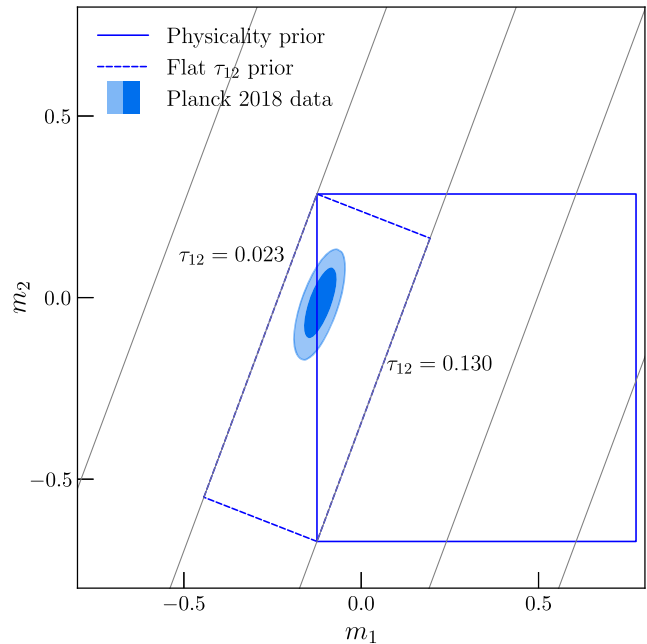


FIG. 11. Priors on the $m_1 - m_2$ parameter space: the default physicality prior (inset square, solid lines) and an alternate prior which is flat in its marginal τ_{12} distribution (rotated rectangle, dashed lines) given boundaries which are aligned with lines of constant τ_{12} (light gray lines). Note that although the physicality prior allows for more parameter space at higher τ_{12} , that is also the region excluded by the data constraints (ellipses). The only difference in the prior across the allowed region is that the physicality prior removes cases where m_1 is so small that it requires negative ionization at high- z .

constant τ_{12} : At the implied lowest $\tau_{12} = 0.023$ of the range in Fig. 11, this extent vanishes and then increases linearly until $\tau_{12} = 0.130$. Reference [17] suggests inverting this prior point-by-point in the m_a parameter space by dividing by the implied prior $P(\tau_{\text{PC}})[\approx P(\tau_{12})]$; this reweighting was implemented in the Planck 2018 paper on cosmological parameters [1]. First, notice that this inversion would produce a non-flat prior on τ for the tanh model that disfavors high values of τ . This is because the additional parameter space allowed by the range-bound m_a prior is excluded by the functional form of the model, even though the reweighting occurs globally and includes the tanh trajectory as well.

More generally, to the extent that the data constrain m_1 and m_2 better than the flat range-bound priors, these priors become irrelevant and the reweighting of Ref. [17] becomes erroneously motivated. To see this, consider a range-bound prior that is rotated to be oriented along constant τ_{12} (see Fig. 11, blue dashed rectangle). This rotated prior in $m_1 - m_2$ space corresponds to a constant $P(\tau_{12})$ once the direction orthogonal to τ_{12} is marginalized. Had the data constraint been shifted to slightly higher m_1 so that both prior ranges encompassed all of the 95% C.L. allowed region they both would yield the same constraints

at that level. However the reweighting by $1/P(\tau_{12})$ would change the original prior but not the rotated one and destroy this desired equivalence. More generally the point is that for a multidimensional space, constructing a flat marginal 1D distribution per parameter in the absence of data does not guarantee a locally flat prior in the region supported by the data (see [18] for further discussion).

The real impact of our range-bound m_1, m_2 priors comes from the fact that with the Planck 2018 data, the physicality prior on m_1 removes nearly half of the space that would otherwise be allowed by the data at 95% C.L. This is in contrast to the Planck 2015 data where only a very small region is removed (see Fig. 3). This is reflected in the upward shift of the τ_{12} posterior in Fig. 10 with and without the physicality prior on m_1 . This prior excludes very negative m_1 and we can see from Fig. 1 that these cases would have an unphysically negative ionization and cumulative optical depth at high z . More precisely, even though a very positive value of m_2 can restore physicality at the highest redshifts, the fact that there is a node near $\tau_2(15, z_{\max})$ means that no choice can counteract m_1 there. Correspondingly, the impact of the m_1 prior is to remove cases where the high redshift contribution is negative which would otherwise broaden and shift the τ_{12} posterior to lower values.

This also shows how our range-bound priors are conservative: all the cases that are excluded are definitely unphysical but some of the cases that are included may also be unphysical since their physicality depends on higher-order PC components. The impact on optical depth however is small and at most, contributes a small bias that conservatively *lowers* the high redshift contribution which is already a small contribution to the total. This can be seen in the comparison with the two-step model in Fig. 9 and as we shall return to this point in the cumulative optical depth constraints in the next section where the high and low redshift contributions are manifest. In any case, using PCs to test explicitly physical models as in Secs. IV A and IV B cannot be affected by our conservative physicality cut.

Finally, we check that our results [Eq. (18)] are robust to extending the PC range to $z_{\max} = 50$ which is negligibly different

$$\tau_{\text{PC}} = 0.0626_{-0.0072}^{+0.0061} \quad (z_{\max} = 50). \quad (20)$$

Reverting the Planck 2018 likelihood to SimAll at $z_{\max} = 30$ would give

$$\tau_{\text{PC}} = 0.0582_{-0.0083}^{+0.0072} \quad (\text{SimAll}). \quad (21)$$

As with the tanh model, the SR0112 likelihood provides tighter constraints that shift the distribution toward higher optical depth.

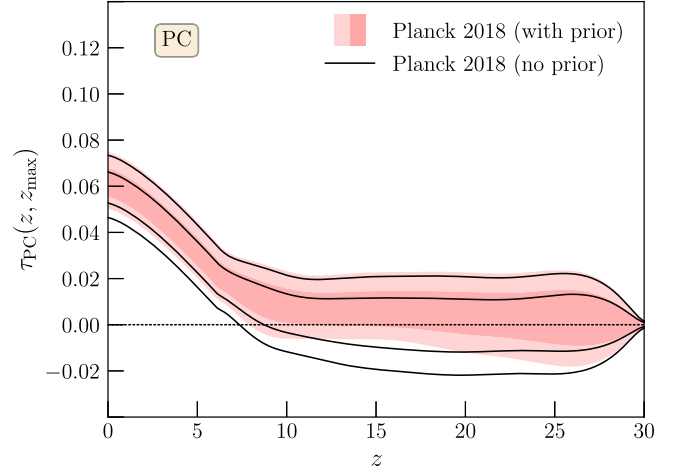


FIG. 12. Cumulative optical depth $\tau_{\text{PC}}(z, z_{\max})$ from the model-independent PC approach with and without the physicality prior. The prior helps exclude models with negative contributions at high- z but conservatively allows some negative values at $z \sim z_{\max} = 30$ where the oscillations in the PCs no longer cancel due to the cumulative integration. Upper limits are nearly unaffected.

B. Cumulative optical depth

The value of a model-independent approach is even more apparent for constraints on the cumulative optical depth $\tau(z, z_{\max})$ at high z . The main results are again related to the m_1 and m_2 PC constraints, both of which are well constrained. Consequently, as shown in Fig. 11, beyond the well-constrained total optical depth [as represented by the τ_{12} linear combination in Eq. (19)] is a somewhat weaker constraint in the constant τ_{12} direction that reflects whether that τ_{12} comes mainly from high or low redshift (see Sec. II C). Any finer redshift detail in the ionization history is much more poorly constrained.

In Fig. 12, we show the 68% and 95% confidence level contours for $\tau_{\text{PC}}(z, z_{\max})$ with and without the physicality prior on m_1 . Notice that without the prior, a larger range of unphysically negative optical depth is allowed, whereas with the prior it is mostly eliminated except for the highest redshifts. Moreover, upper bounds on the optical depth at high redshift are largely unchanged. These upper limits allow some contribution at high- z but do not require it. For example,

$$\tau_{\text{PC}}(15, 30) < 0.020 \quad (95\% \text{ C.L.}). \quad (22)$$

Recall again that we are reporting the one-sided upper limit here in the text, which is slightly lower than values at the contours shown in the figures. This should be contrasted with the tanh model where high- z ionization is forbidden by the functional form of the ionization history. On the other hand the bound is comparable to that obtained for the two-step model [see Eq. (17)]. It is actually slightly larger given that the form of the two-step model still requires a steadily

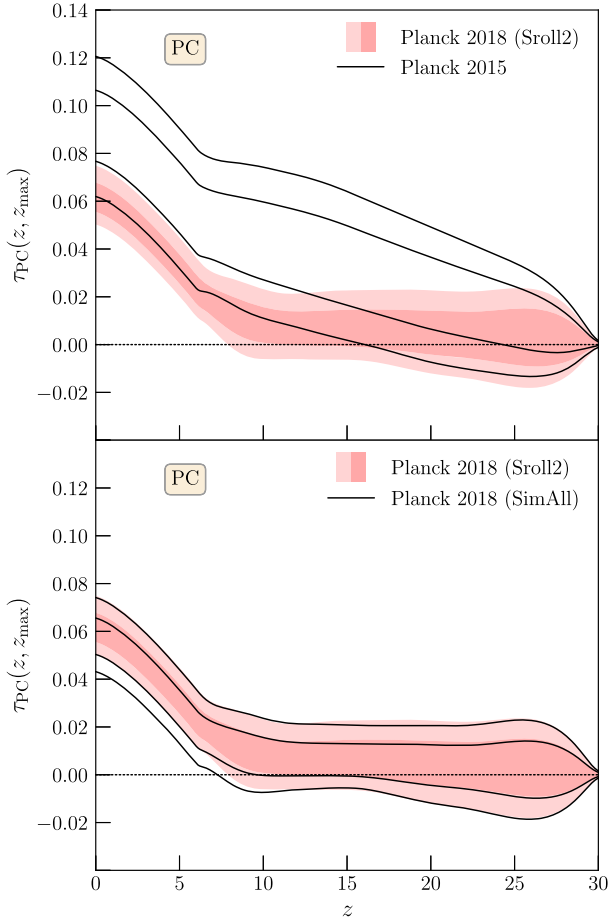


FIG. 13. Changes in the cumulative optical depth $\tau_{\text{PC}}(z, z_{\text{max}})$ (as in Fig. 12) between Planck 2015 and 2018 (top panel) and between 2018 SRoll2 (default) and SimAll. Planck 2015 favored contributions at high z which are disallowed in 2018 whereas the changes due to SRoll2 mainly tighten the lower limits at low z .

decreasing cumulative optical depth at $z > z_{\text{re}}$ with the additional allowed contributions reflected in τ_{hi} .

These results are in contrast to those of the Planck 2015 analysis. In Fig. 13 top panel, we compare the two. Whereas the Planck 2018 has only upper limits on the high redshift optical depth, Planck 2015 actually preferred finite optical depth at $z \gtrsim 15$.

In the lower panel, we compare the Planck 2018 results for the two different low- ℓ EE likelihoods. Improvements from SRoll2 come mainly from improving the lower bound at low redshifts, consistent with the improved constraints at the lowest multipoles of C_l^{EE} .

We also show using a separate PC chains with $z_{\text{max}} = 50$ that there is no evidence for optical depth at $z > 30$. In Fig. 14, we show that the 68% and 95% C.L. contours of $\tau(z, z_{\text{max}})$ are consistent between the $z_{\text{max}} = 30$ (red regions) and $z_{\text{max}} = 50$ results (black lines). For the cumulative high-redshift optical depth,

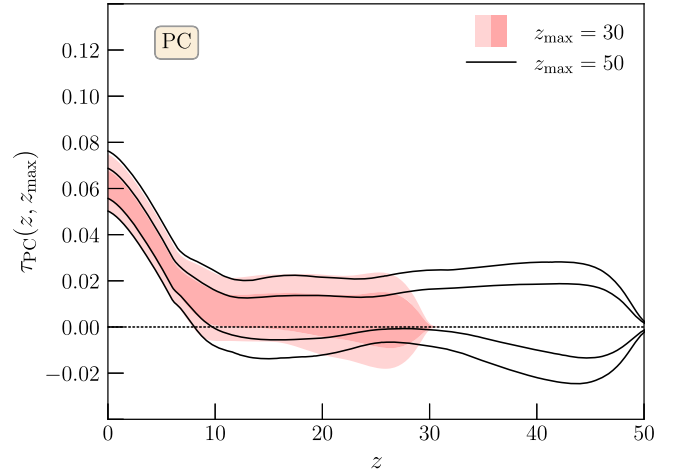


FIG. 14. Robustness of the cumulative optical depth $\tau_{\text{PC}}(z, z_{\text{max}})$ to changes from the default $z_{\text{max}} = 30$ to $z_{\text{max}} = 50$. Upper limits at $z \lesssim 30$ are nearly unaffected whereas extending z_{max} allows the high- z component to come from even higher- z .

$$\tau_{\text{PC}}(15, 50) < 0.019 \text{ (95\% C.L.)}, \quad (23)$$

we also obtain consistent upper limits to the $z_{\text{max}} = 30$ case of Eq. (22).

VI. CONCLUSION

In conclusion, we have used constraints on reionization principal components of the large scale EE polarization to produce a fast and accurate effective likelihood for the final release of Planck 2018 data. We replaced the official SimAll likelihood for low- ℓ EE with the SRoll2 likelihood independently released in 2019 which uses improved foreground cleaning methods. Our effective likelihood code package is called RELIKE and is available publicly on Github. We expect the code to facilitate the testing of *any* global ionization history between $6 < z < 30$ with the Planck data and to enable fast and consistent joint analyses with other reionization datasets.

To test this effective likelihood code, we used two examples: 1) a canonical tanh model with a single transition redshift; and 2) a two-parameter toy model consisting of two tanh transitions allowing for an additional high-redshift ionization plateau. We demonstrated accuracy of RELIKE for both examples by comparing model parameter constraints with those obtained from sampling the exact Planck likelihoods using a modified CAMB code. We also showed excellent agreement between the confidence levels of the cumulative optical depth evolution between those of the exact ionization models and their 5-PC representations.

Besides conducting explicit model testing with RELIKE, we also extracted model-independent constraints using the PC chains themselves. We summarize these results below.

- (i) We obtained the total optical depth constraint $\tau_{\text{PC}} = 0.0619^{+0.0056}_{-0.0068}$ (68% C.L.) using PCs in our default likelihoods `plik_lite_TTTEEE + lowl + Sroll2`.
- (ii) Using the `Sroll2` likelihood tightened the PC constraint on τ and shifted it toward slightly higher values of τ compared to the `plik_lite_TTTEEE + lowl + SimAll` result $\tau_{\text{PC}} = 0.0582^{+0.0072}_{-0.0083}$ (68% C.L.).
- (iii) We checked the robustness of our $z_{\text{max}} = 30$ results by performing a PC analysis of the Planck data with $z_{\text{max}} = 50$ where 7 PCs were used for the larger redshift range. The results changed negligibly: $\tau_{\text{PC}} = 0.0626^{+0.0061}_{-0.0072}$ (68% C.L.).
- (iv) The constraint on the high-redshift optical depth $\tau_{\text{PC}}(15, 30) < 0.020$ (95% C.L.) is also stable when extending z_{max} to 50: $\tau_{\text{PC}}(15, 50) < 0.019$ (95% C.L.).
- (v) Our high-redshift optical depth upper limit is however a factor of ~ 3 larger than that from the Planck 2018 cosmological parameter paper $\tau(15, 30) < 0.007$ (95% C.L.) obtained from another model-independent method called FlexKnot. Using explicitly a two-step toy model (without using any PCs), we tested that $\tau_{\text{step}}(15, 30) < 0.016$ (95% C.L.) is still allowed, which is consistent with our PC results.

Finally, we clarified the effects of applying a range-bound prior on the PC amplitude while deriving model-independent constraints on the optical depth (note that this prior does not enter the RELIKE code). We demonstrated (see Fig. 12) that removing more unphysical models would only loosen the high- z optical depth upper limit, in contrary to what was claimed in Ref. [17].

Given that the CMB intrinsically constrains integrated quantities of the ionization history, we recommend that model-independent constraints be formulated in the cumulative optical depth space rather than the ionization history space. There is also a tendency in the literature to compare a specific model with more general constraints on $x_e(z)$. We caution the reader that these constraints are derived with a specific prior assumption and sometimes on a limited set of models. So our recommendation for constraining specific models is to use the RELIKE code which properly returns the effective Planck likelihood for any specific $x_e(z)$ function.

We also recommend using RELIKE to properly combine CMB large-scale datasets with other reionization datasets

such as kSZ, galaxy luminosity functions, quasars spectra, line-intensity mapping, star formation rate, etc. In the past, joint analyses of the reionization history often used the Planck tanh constraint as a τ prior, which is an approximate proxy for the actual likelihood of the model in question. With the release of RELIKE, one can now easily obtain the full Planck constraint on the specific model and conduct consistent joint analyses.

To do so, one can interface the python RELIKE package with existing MCMC samplers for generic data such as Cobaya and CosmoSIS, or those adapted for specific reionization datasets (e.g., 21 CMMC [32] and CosmoMCreion [33]). When the joint dataset is constraining enough (e.g., kSZ), one can sample while varying cosmological parameters since the RELIKE likelihood is valid for cosmologies consistent with the Planck best-fit. We expect that joint analyses work in the future (see e.g., Ref. [30,34] for some recent examples) would be made much easier with RELIKE.

In the future, RELIKE can be extended in several ways. Recent studies of quasars may indicate that the Universe have not been entirely ionized by $z = 6$ ($\sim 80\%$ ionized at $z = 6$) [35]. If this result is confirmed, the PC approach can be easily modified for a smaller z_{min} in a manner similar to the z_{max} study here.

Likewise current and future CMB experiments such as CLASS [36,37] and LiteBIRD [38] may also improve on Planck and eventually provide cosmic variance limited measurements of CMB polarization on the largest scales, yielding improved reionization constraints. The same approach used here can be easily updated to capture the better constraints from these data in a joint effective likelihood.

In sum, our release of the RELIKE code significantly reduces the time to constrain specific ionization models with Planck. It also opens the way for consistent and fast joint analyses of current and future CMB large-scale polarization data with a variety of increasingly rich reionization datasets in the next decades.

ACKNOWLEDGMENTS

We thank Tzu-Ching Chang, GuoChao Sun, Lluís Mas-Aribas and Olivier Doré for useful discussions. W. H. was supported by U.S. Dept. of Energy Contract No. DE-FG02-13ER41958 and the Simons Foundation.

- [1] N. Aghanim *et al.* (Planck Collaboration), *Astron. Astrophys.* **641**, A6 (2020).
- [2] *Understanding the Epoch of Cosmic Reionization: Challenges and Progress*, edited by A. Mesinger, Astrophysics and Space Science Library, Vol. 423 (Springer, New York, 2016).
- [3] K. M. Smith, W. Hu, and M. Kaplinghat, *Phys. Rev. D* **74**, 123002 (2006).
- [4] R. Allison, P. Caucal, E. Calabrese, J. Dunkley, and T. Louis, *Phys. Rev. D* **92**, 123535 (2015).
- [5] W. Hu and B. Jain, *Phys. Rev. D* **70**, 043009 (2004).
- [6] R. A. Sunyaev and Y. B. Zeldovich, *Astrophys. Space Sci.* **7**, 3 (1970).
- [7] R. A. Sunyaev and Y. B. Zeldovich, *Annu. Rev. Astron. Astrophys.* **18**, 537 (1980).
- [8] M. McQuinn, S. R. Furlanetto, L. Hernquist, O. Zahn, and M. Zaldarriaga, *Astrophys. J.* **630**, 643 (2005).
- [9] A. Mesinger, M. McQuinn, and D. N. Spergel, *Mon. Not. R. Astron. Soc.* **422**, 1403 (2012).
- [10] W. Hu and G. P. Holder, *Phys. Rev. D* **68**, 023001 (2003).
- [11] M. J. Mortonson and W. Hu, *Astrophys. J.* **672**, 737 (2008).
- [12] M. J. Mortonson and W. Hu, *Astrophys. J.* **686**, L53 (2008).
- [13] C. H. Heinrich, V. Miranda, and W. Hu, *Phys. Rev. D* **95**, 023513 (2017).
- [14] P. A. R. Ade *et al.* (Planck Collaboration), *Astron. Astrophys.* **571**, A22 (2014).
- [15] G. Obied, C. Dvorkin, C. Heinrich, W. Hu, and V. Miranda, *Phys. Rev. D* **98**, 043518 (2018).
- [16] W.-M. Dai, Z.-K. Guo, and R.-G. Cai, *Phys. Rev. D* **92**, 123521 (2015).
- [17] M. Millea and F. Bouchet, *Astron. Astrophys.* **617**, A96 (2018).
- [18] C. Heinrich and W. Hu, *Phys. Rev. D* **98**, 063514 (2018).
- [19] J. M. Delouis, L. Pagano, S. Mottet, J. L. Puget, and L. Vibert, *Astron. Astrophys.* **629**, A38 (2019).
- [20] G. D. Becker, J. S. Bolton, and A. Lidz, *Pub. Astron. Soc. Aust.* **32**, e045 (2015).
- [21] A. Lewis, A. Challinor, and A. Lasenby, *Astrophys. J.* **538**, 473 (2000).
- [22] C. Howlett, A. Lewis, A. Hall, and A. Challinor, *J. Cosmol. Astropart. Phys.* **04** (2012) 027.
- [23] G. D. Becker, J. S. Bolton, M. G. Haehnelt, and W. L. W. Sargent, *Mon. Not. R. Astron. Soc.* **410**, 1096 (2011).
- [24] A. Lewis, *Phys. Rev. D* **87**, 103529 (2013).
- [25] A. Lewis and S. Bridle, *Phys. Rev. D* **66**, 103511 (2002).
- [26] N. Aghanim *et al.* (Planck Collaboration), *Astron. Astrophys.* **641**, A5 (2020).
- [27] J. Torrado and A. Lewis, *J. Cosmol. Astropart. Phys.* **05** (2021) 057.
- [28] J. Zuntz, M. Paterno, E. Jennings, D. Rudd, A. Manzotti, S. Dodelson, S. Bridle, S. Sehrish, and J. Kowalkowski, *Astron. Comput.* **12**, 45 (2015).
- [29] L. Pagano, J. M. Delouis, S. Mottet, J. L. Puget, and L. Vibert, *Astron. Astrophys.* **635**, A99 (2020).
- [30] K. Ahn and P. R. Shapiro, *Astrophys. J.* **914**, 44 (2021).
- [31] D. Paoletti, D. K. Hazra, F. Finelli, and G. F. Smoot, *J. Cosmol. Astropart. Phys.* **09** (2020) 005.
- [32] B. Greig and A. Mesinger, *Mon. Not. R. Astron. Soc.* **449**, 4246 (2015).
- [33] A. Chatterjee, T. R. Choudhury, and S. Mitra, *arXiv:2101.11088*.
- [34] Y. Qin, V. Poulin, A. Mesinger, B. Greig, S. Murray, and J. Park, *Mon. Not. R. Astron. Soc.* **499**, 550 (2020).
- [35] G. D. Becker, A. D’alio, H. M. Christenson, Y. Zhu, G. Worseck, and J. S. Bolton, *arXiv:2103.16610*.
- [36] D. J. Watts *et al.*, *Astrophys. J.* **863**, 121 (2018).
- [37] D. J. Watts, G. E. Addison, C. L. Bennett, and J. L. Weiland, *10.3847/1538-4357/ab5fd5*, *arXiv:1910.00590*.
- [38] M. Hazumi *et al.* (LiteBIRD Collaboration), *Proc. SPIE Int. Soc. Opt. Eng.* **11443**, 114432F (2020).