

Collinear factorization in wide-angle hadron pair production in e^+e^- annihilation

E. Moffat,^{1,*} T. C. Rogers^{1,2,†} N. Sato,^{1,2,‡} and A. Signori^{2,3,4,5,§}

¹*Department of Physics, Old Dominion University, Norfolk, Virginia 23529, USA*

²*Theory Center, Thomas Jefferson National Accelerator Facility, 12000 Jefferson Avenue, Newport News, Virginia 23606, USA*

³*Physics Division, Argonne National Laboratory, 9700S. Cass Avenue, Lemont, Illinois 60439, USA*

⁴*Dipartimento di Fisica, Università di Pavia, via Bassi 6, I-27100 Pavia, Italy*

⁵*INFN, Sezione di Pavia, via Bassi 6, I-27100 Pavia, Italy*



(Received 20 September 2019; published 14 November 2019)

We compute the inclusive unpolarized dihadron production cross section in the far from back-to-back region of e^+e^- annihilation in leading order pQCD using existing fragmentation function fits and standard collinear factorization, focusing on the large transverse momentum region where transverse momentum is comparable to the hard scale (the center-of-mass energy). We compare with standard transverse-momentum-dependent (TMD) fragmentation function-based predictions intended for the small transverse momentum region with the aim of testing the expectation that the two types of calculation roughly coincide at intermediate transverse momentum. We find significant tension, within the intermediate transverse momentum region, between calculations done with existing nonperturbative TMD fragmentation functions and collinear factorization calculations if the center-of-mass energy is not extremely large. We argue that e^+e^- measurements are ideal for resolving this tension and exploring the large-to-small transverse momentum transition, given the typically larger hard scales ($\gtrsim 10$ GeV) of the process as compared with similar scenarios that arise in semi-inclusive deep inelastic scattering and fixed-target Drell-Yan measurements.

DOI: [10.1103/PhysRevD.100.094014](https://doi.org/10.1103/PhysRevD.100.094014)

I. INTRODUCTION

The annihilation of lepton pairs into hadrons is one of a class of processes notable for being especially clean electromagnetic probes of elementary quark and gluon correlation functions like parton density and fragmentation functions (pdfs and ffs) [1]. Other such processes include inclusive and semi-inclusive deep inelastic scattering (DIS and SIDIS), and the Drell-Yan (DY) process. In combination they provide some of the strongest tests of QCD factorization. However, the exact type of correlation functions involved (e.g., transverse momentum dependent, collinear, etc.) depends on the details of the process under consideration and the particular kinematical regime being

accessed. It is important to confirm the applicability of each expected factorization for each region, not only at the largest accessible energies, but also in more moderate energy regimes, since the latter are especially useful for probing the nonperturbative details of partonic correlation functions like pdfs and ffs, and for probing the intrinsic partonic structure of hadrons generally [2,3].

In the case of the inclusive lepton-antilepton annihilation into a dihadron pair, the type of partonic correlation functions accessed depends on the pair's specific kinematical configuration. In the back-to-back configuration, there is sensitivity to the intrinsic nonperturbative transverse momentum of each observed hadron relative to its parent parton. This is the regime of transverse momentum dependent (TMD) factorization, in which TMD ffs are the relevant correlation functions [1,4–7]. The TMD region has attracted especially strong interest in phenomenological work in recent decades for its potential to probe the intrinsic nonperturbative motion of partons [8–21] and, more recently, its potential to impact also high-energy measurements [14,22–26]. See also Refs. [27–29] for additional discussions of motivations to study e^+e^- annihilation into back-to-back hadrons generally, and especially including

*emoff003@odu.edu

†trogers@odu.edu

‡nsato@jlab.org

§asignori@jlab.org

Published by the American Physical Society under the terms of the Creative Commons Attribution 4.0 International license. Further distribution of this work must maintain attribution to the author(s) and the published article's title, journal citation, and DOI. Funded by SCOAP³.

studies of spin and polarization effects. If instead the hadrons are nearly collinear, they can be thought of as resulting from a single hadronizing parent parton. In that case, the correct formalism uses dihadron ffs [30–33], which are useful for extracting the transversity pdf without the need for TMD factorization [34–36]. Finally, if the hadrons are neither aligned nor back to back, but instead have a large invariant mass, then the relevant factorization is standard collinear factorization with collinear ffs [37–42], which has played a significant role in recent years to explore flavor separation in collinear pdfs using SIDIS data [37–39].

Having a fully complete picture of partonic correlation functions and the roles they play in transversely differential cross sections generally requires an understanding of the boundaries between the kinematical regions where different types of factorization apply and the extent to which those regions overlap [43–46]. In this paper, we focus on the last of the lepton-antilepton annihilation regions mentioned in the previous paragraph, wherein pure collinear factorization is expected to be adequate for describing the large deviations from the back-to-back orientation of the hadron pair. We view this as a natural starting point for mapping out the regions of the process generally, since it involves only well-established collinear factorization theorems and starts with tree-level perturbation theory calculations. It is also motivated by tension between measurements and collinear factorization that has already been seen in transversely differential SIDIS [47–53] and DY [54]. That all these cases involve $Q \lesssim 14$ GeV hints that the origin of the tension lies with the smaller hard scales. The lack of smooth transition in the intermediate transverse momentum region suggests a more complicated than expected role for nonperturbative transverse momentum in the description of the large transverse momentum tail when Q is not extremely large. We elaborate on these issues further in the main text and comment on potential resolutions in the conclusion.

Of course, much work has been done calculating distributions for this and similar processes, especially in the construction and development of Monte Carlo event generators [55–62]. Our specific interest, however, is in the extent to which the most direct applications of QCD factorization theorems, with ffs extracted from other processes, give reasonable behavior in the far from back-to-back region. Despite the simplicity of the leading order (LO) cross section, it has not, to our knowledge, been explicitly presented elsewhere or used in a detailed examination of the transverse momentum dependence of inclusive hadron pairs at wide angle in ordinary collinear pQCD calculations and using standard fragmentation functions. One challenge to performing such a study is a dearth of unpolarized dihadron data with transverse momentum dependence for the exact process under consideration here. In the absence of data, an alternative way to assess the reasonableness of large transverse momentum calculations,

and to estimate the point of transition to small transverse momentum, is to examine how accurately they match to small or medium transverse momentum calculations performed using TMD-based methods, for which many phenomenological results already exist (see e.g., Refs. [63–70] and references therein).

We follow this latter approach in the present paper. Namely, using the lowest order (LO) calculation of the far from back-to-back cross section along with standard ff fits [42], and comparing with Gaussian-based (or similar) fits from, for example, Ref. [19], we are able to confirm that the two methods of calculation approach one another at intermediate transverse momentum in the very large Q limit, albeit rather slowly. At both smaller and larger Q , the comparison between TMD and collinear-based calculations suggests a transition point of between about $q_T/q_T^{\text{Max}} \approx .3$ and $.2$, where q_T^{Max} is the kinematical maximum of transverse momentum. However, at moderate Q of around 12 GeV, the shape of the TMD-based calculation deviates significantly from the collinear at intermediate transverse momentum, and numerically the disagreement at intermediate transverse momentum rises to a factor of several in most places, with the fixed order collinear calculation undershooting the TMD-based calculation. This is noteworthy given the similar mismatch with actual data that has been seen in Drell-Yan and SIDIS, already remarked upon above. Whether the solution to the difficulties at moderate transverse momentum lies with the collinear treatment or with the phenomenology of TMD functions remains to be seen. But all of these observations, we argue, provide enhanced motivation for experimental studies of dihadron pair production that probe the intermediate transition region of the transverse momentum dependence.

We have validated our very large Q and moderate transverse momentum calculation by comparing with transverse momentum distributions generated with the default settings of PYTHIA 8 [55,56]. We find reasonable agreement with the PYTHIA generated distributions when the center-of-mass energy Q is large (~ 50 GeV). This is perhaps not surprising given that fits of collinear fragmentation functions are also generally constrained by large Q measurements. Nevertheless, the specificity of the process makes it a nontrivial consistency validation. At lower Q ($\lesssim 10$ GeV) there is much larger disagreement with the event generator data, and we comment briefly on the interpretation of this in the text.

The organization of sections is as follows. In Sec. II we set up the basic kinematical description of electron-positron annihilation to two hadrons. In Sec. III A we explain the steps of the LO collinear calculation at large transverse momentum, in Sec. III B we discuss its asymptotically small transverse momentum behavior, and in Sec. III C we review the basics of the (non-) perturbative TMD calculation for small transverse momentum. We elaborate on our expectations for the validity of the collinear factorization

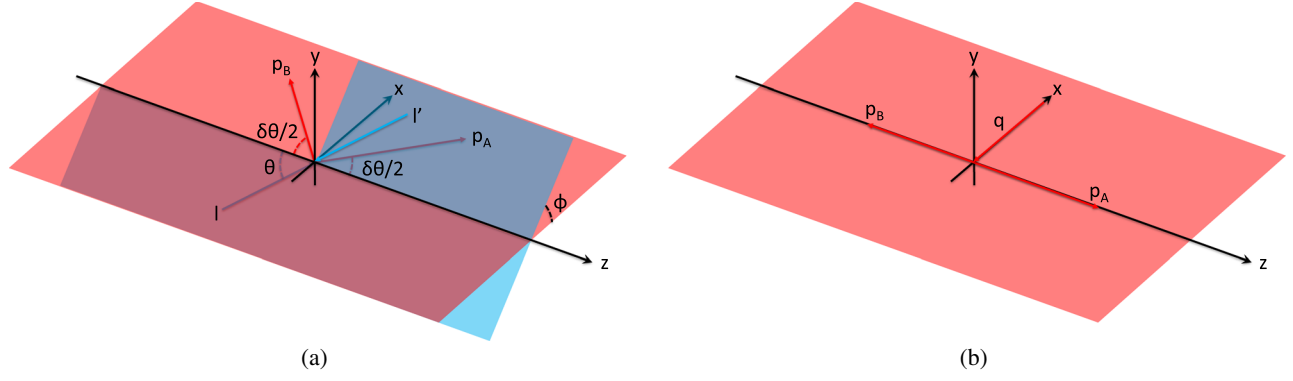


FIG. 1. (a) The photon frame. The x and z axes have been aligned with the spatial components of X^μ and Z^μ from Eq. (3). The blue plane is the e^+e^- plane. (b) The hadron frame, with the hadrons exactly back to back. See text for further explanation.

calculation in Sec. IV, and in Sec. V we compare and contrast the results at moderate transverse momentum. We comment on these observations and discuss their implications in Sec. VI.

II. KINEMATICAL SETUP

The specific process that is the central topic of this paper is semi-inclusive lepton-antilepton (usually electron-positron) annihilation with two observed final-state hadrons,

$$e^-(l) + e^+(l') \rightarrow H_A(p_A) + H_B(p_B) + X, \quad (1)$$

with a sum over all other final state particles X . The p_A and p_B label the momenta of the observed final state hadrons, and throughout this paper we neglect their masses, since we assume hadron masses are negligible relative to hard scales under consideration here. Our aim is to calculate the cross section for this process differential in the relative transverse momentum of the final state hadron pair, and for this there are a number of useful reference frames. We mainly follow the conventions in Refs. [6][13.1-13.2]. As indicated in Eq. (1), l and l' label the incoming lepton and antilepton momenta. These annihilate to create a highly virtual time-like photon with momentum labeled q . It is

$$Q^2 \equiv q^2$$

that sets the hard scale of the process. See also Refs. [27,71] for details on the kinematical setup of e^+e^- -annihilation. Two particularly useful reference frames are discussed in the next two paragraphs.

A. Photon frame

A photon frame is a center-of-mass frame wherein the momenta, in Minkowski coordinates and neglecting masses, are

$$q_\gamma^\mu = (Q, \mathbf{0}), \quad (2a)$$

$$p_{A,\gamma}^\mu = |\mathbf{p}_{A,\gamma}|(1, \mathbf{n}_{A,\gamma}), \quad (2b)$$

$$p_{B,\gamma}^\mu = |\mathbf{p}_{B,\gamma}|(1, \mathbf{n}_{B,\gamma}). \quad (2c)$$

Here $\mathbf{n}_{A,\gamma}$ and $\mathbf{n}_{B,\gamma}$ are unit vectors in the directions of the hadron momenta. We also define the following unit four-vectors [6],

$$Z_\gamma^\mu = \frac{(0, \mathbf{n}_{A,\gamma} - \mathbf{n}_{B,\gamma})}{|\mathbf{n}_{A,\gamma} - \mathbf{n}_{B,\gamma}|}, \quad X_\gamma^\mu = \frac{(0, \mathbf{n}_{A,\gamma} + \mathbf{n}_{B,\gamma})}{|\mathbf{n}_{A,\gamma} + \mathbf{n}_{B,\gamma}|}. \quad (3)$$

The z axis can be fixed to align along the spatial components of Z_γ^μ and the x axis along the spatial components of X_γ^μ . The z axis then bisects the angle (called $\delta\theta$ in the figure) between $\mathbf{p}_{A,\gamma}$ and $-\mathbf{p}_{B,\gamma}$. See Fig. 1(a) for an illustration. This is analogous to the Collins-Soper frame [72] frequently used in Drell-Yan scattering, where the lepton pair is in the final state. Another sometimes useful photon rest frame is one in which the spatial z axis lies along the direction of one of the hadrons. This is the analogue of the Gottfried-Jackson frame [73].

B. Hadron frame

In the hadron frame, p_A and p_B are back to back along the z axis—see Fig. 1(b). The measure of the deviation from the back-to-back configuration is then the size of the virtual photon's transverse momentum, q_{hT} . In light-cone coordinates and neglecting masses the momenta in the hadron frame are

$$q_h = \left(\sqrt{\frac{Q^2 + q_{hT}^2}{2}}, \sqrt{\frac{Q^2 + q_{hT}^2}{2}}, \mathbf{q}_{hT} \right), \quad (4a)$$

$$p_{A,h} = (p_{A,h}^+, 0, \mathbf{0}), \quad (4b)$$

$$p_{B,h} = (0, p_{B,h}^-, \mathbf{0}). \quad (4c)$$

We have chosen to boost along the z axis in the hadron frame until $q_h^+ = q_h^-$. Useful Lorentz-invariant variables are

$$z_A = \frac{p_A \cdot p_B}{q \cdot p_B} = \frac{p_{A,h}^+}{q_h^+}, \quad z_B = \frac{p_A \cdot p_B}{q \cdot p_A} = \frac{p_{B,h}^-}{q_h^-}. \quad (5)$$

Note that we take the Lorentz-invariant ratios to define z_A and z_B . Since in this paper we assume that the hadron masses are negligible, these are also equal to the light-cone ratios shown. For a treatment that includes kinematical mass effects, see Ref. [74]. The transverse momentum of the photon in the hadron frame is

$$q_{hT}^2 = \frac{2p_A \cdot q p_B \cdot q}{p_A \cdot p_B} - Q^2 = Q^2 \tan^2(\delta\theta/2). \quad (6)$$

As $\delta\theta$ approaches 180° in Fig. 1, far from the back-to-back configuration, q_{hT} as defined in Eq. (6) diverges, while for $\delta\theta \approx 0$ it approaches 0. From here forward, we drop the h subscript for simplicity and q_T is understood to refer to the hadron frame photon transverse momentum.

The transverse momentum has an absolute kinematical upper bound,

$$q_T^{\text{Max}^2} \leq \frac{Q^2(1-z_A)(1-z_B)}{1-(1-z_A)(1-z_B)}. \quad (7)$$

Note that q_T^2 can be larger or smaller than Q^2 depending on z_A and z_B . The invariant mass squared of the dihadron pair is

$$(p_A + p_B)^2 = z_A z_B (Q^2 + q_T^2), \quad (8)$$

which is of size Q^2 as long as z_A and z_B are fixed and not too small.

C. The transverse momentum differential cross section

Written in terms of a leptonic and a hadronic tensor, the cross section under consideration is

$$E_A E_B \frac{d\sigma_{AB}}{d^3 p_A d^3 p_B} = \frac{\alpha_{\text{em}}^2}{8\pi^3 Q^6} L_{\mu\nu} W^{\mu\nu}, \quad (9)$$

where the leptonic tensor is

$$L^{\mu\nu} \equiv l^\mu l^\nu + l'^\mu l'^\nu - g^{\mu\nu} l' \cdot l, \quad (10)$$

and the hadronic tensor is

$$W^{\mu\nu} \equiv 4\pi^3 \sum_X \langle 0 | j^\mu(0) | p_A, p_B, X \rangle \times \langle p_A, p_B, X | j^\nu(0) | 0 \rangle \delta^{(4)}(q - p_A - p_B - p_X), \quad (11)$$

where j is the electromagnetic current, p_X is the momentum of the unobserved part of the final state, and the \sum_X includes all sums and integrals over unobserved final

states X . The structure functions are related to the hadronic tensor through the decomposition

$$W^{\mu\nu}(q, p_A, p_B) = \left(-g^{\mu\nu} + \frac{q^\mu q^\nu}{Q^2} - Z^\mu Z^\nu \right) W_T + Z^\mu Z^\nu W_L, \quad (12)$$

where W_T and W_L are the unpolarized structure functions. The T and L subscripts denote transverse and longitudinal polarizations respectively for the virtual photon. For our purposes, we may neglect polarization and azimuthally dependent structure functions [6]. A convenient way to extract each structure function in Eq. (12) is to contract the hadronic tensor with associated extraction tensors, $P_L^{\mu\nu}$ and $P_T^{\mu\nu}$,

$$W_T = P_T^{\mu\nu} W_{\mu\nu}, \quad W_L = P_L^{\mu\nu} W_{\mu\nu}, \quad (13)$$

where

$$P_T^{\mu\nu} = \frac{1}{3}(-g^{\mu\nu} - Z^\mu Z^\nu + X^\mu X^\nu), \quad P_L^{\mu\nu} = Z^\mu Z^\nu, \quad (14)$$

with the Z^μ and X^μ defined as in Eq. (3).

After changing variables to z_A, z_B, q_T (see Appendix A for details),

$$\begin{aligned} & \frac{d\sigma_{AB}}{dz_A dz_B dq_T d\cos\theta d\phi} \\ &= \frac{\alpha_{\text{em}}^2 z_A z_B (Q^2 + q_T^2)^2 q_T}{32\pi^2 Q^6} [(1 + \cos^2\theta) W_T + \sin^2\theta W_L], \end{aligned} \quad (15)$$

where θ and ϕ are the polar and azimuthal angles of lepton l with respect to the Z and X directions in the photon frame. For the polarization independent case considered in this paper, we integrate this over θ and ϕ to get

$$\frac{d\sigma_{AB}}{dz_A dz_B dq_T} = \frac{\alpha_{\text{em}}^2 z_A z_B (Q^2 + q_T^2)^2 q_T}{12\pi Q^6} [2W_T + W_L]. \quad (16)$$

In the small transverse momentum limit, the process in Eq. (1) is the one most simply and directly related to TMD ffs through derivations such as Ref. [4] or more recently in Ref. [6, chapter 13]. Note that, apart from the dihadron pair, the final state is totally inclusive (with no specification of physical jets or properties like thrust). This and the measurement of transverse momentum relative to a Z axis as defined above is important for the derivation of factorization, at least in its most basic form, with standard TMD and collinear ffs as the relevant correlation functions. Measurements within a jet and relative to a thrust axis [75] of course contain important information in relation to TMD ffs, but the connection is less direct. Measurements of

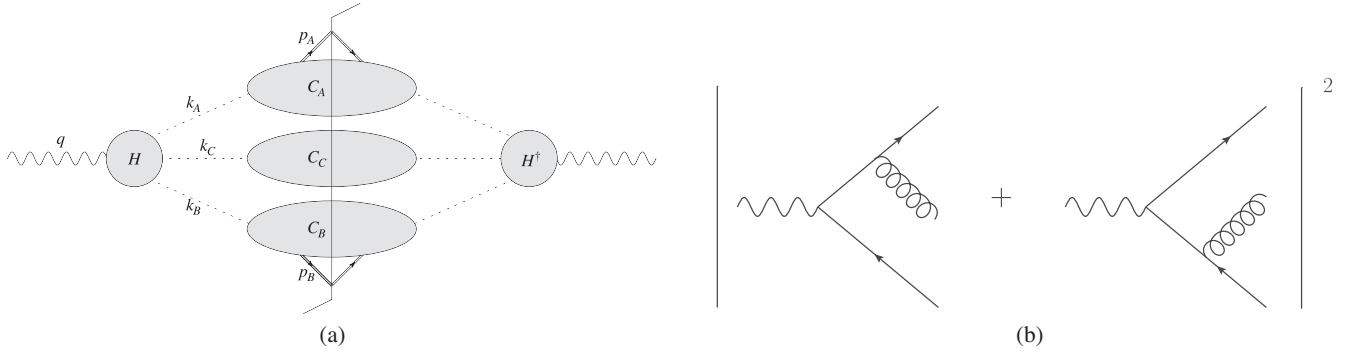


FIG. 2. (a) The general diagrammatic structure contributing to Eq. (1) at large q_T and at LO in α_s . The outgoing partonic lines are dotted to indicate that generally they can be of any type. In the region of interest for this paper, their momenta deviate by wide angles from the back-to-back orientation for the dihadron pair. H represents the hard part of the interaction and the $C_{A,B,C}$ are the collinear subgraphs [6]. (b) The $O(\alpha_s)$ partonic contribution to the square-modulus amplitude in the factorization of (a).

unpolarized dihadron production are anticipated (e.g., from the Belle II experiment¹) but not yet available [28]. They are crucial in order to provide information on the TMD ffs, on the collinear ffs, and on the kinematic region at the boundary between the domain of validity for TMD and collinear factorization.

III. FACTORIZATION AT LARGE, MODERATE AND SMALL TRANSVERSE MOMENTUM

To calculate in perturbative QCD, the differential cross section in Eq. (16) needs to be factorized into a hard part and ffs, and different types of factorization are appropriate depending on the particular kinematical regime. Assuming $z_{A,B}$ are large enough to ensure that hadrons originate from separately fragmenting quarks, the three kinematical regions of interest for semi-inclusive scattering are determined by the transverse momentum q_T . There are three major regions: (i.) $q_T \sim Q$ so that q_T and Q are equally viable hard scales, (ii.) $m \ll q_T \ll Q$ so that small q_T approximations are useful but q_T is large enough that intrinsic nonperturbative effects are negligible and logarithmic enhancements are only a small correction, (iii.) $q_T \lesssim m$ and all aspects of a TMD-based treatment are needed, including nonperturbative intrinsic transverse momentum (see also Sec. IV). We briefly summarize the calculation of each of these below.

A. The fixed $O(\alpha_s)$ cross section at large transverse momentum

The scenario under consideration is one in which the two observed hadrons are produced at wide angle [so that $(p_A + p_B)^2 \sim Q^2$], but are far from back to back (so that $q_T \sim Q$). This requires at least one extra gluon emission in

the hard part. See Fig. 2(a) for the general structure of Feynman graphs contributing at large q_T and for our momentum labeling conventions.

The basic statement of collinear factorization for the differential cross section is

$$E_A E_B \frac{d\sigma_{AB}}{d^3\mathbf{p}_A d^3\mathbf{p}_B} = \sum_{i,j} \int_{z_A}^1 d\zeta_A \int_{z_B}^1 d\zeta_B \left(E_A E_B \frac{d\hat{\sigma}_{ij}(\hat{z}_A, \hat{z}_B)}{d^3\mathbf{p}_A d^3\mathbf{p}_B} \right) \times d_{H_A/i}(\zeta_A) d_{H_B/j}(\zeta_B), \quad (17)$$

where the hat on the cross section in the integrand indicates that it is for the partonic subprocess $l_1 + l_2 \rightarrow k_A + k_B + X$. k_A and k_B label the momenta of the partons that hadronize. The integrals are over the momentum fraction variables ζ_A and ζ_B that relate the hadron and parton momenta in Fig. 2,

$$k_A \equiv p_A / \zeta_A, \quad k_B \equiv p_B / \zeta_B. \quad (18)$$

The i, j sum is over the different possible flavors of parton that can hadronize, $i, j \in \{u, d, g, \bar{u}, \dots\}$. The number of active flavors depends on the scale. The $d_{H_A/i}(\zeta_A)$ and $d_{H_B/j}(\zeta_B)$ are the fragmentation functions for flavor $i(j)$ partons to hadronize into hadrons of flavor $A(B)$. We use the standard abbreviations

$$\hat{z}_A = z_A / \zeta_A, \quad \hat{z}_B = z_B / \zeta_B, \quad (19)$$

which follow from Eq. (18) and the partonic analogue of the definitions in Eq. (5). The momentum of the parton whose hadronization is unobserved is k_C [76–78]. After factorization, the hard part involves the square modulus of the H subgraph with massless, on-shell external partons. The graphs that contribute to this at lowest order are shown in Fig. 2(b).

It is useful to define a partonic version of the hadronic tensor,

¹See for example R. Seidl's talk (http://www.int.washington.edu/talks/WorkShops/int_18_3/People/Seidl_R/Seidl.pdf) at the INT 18-3 workshop (http://www.int.washington.edu/talks/WorkShops/int_18_3/).

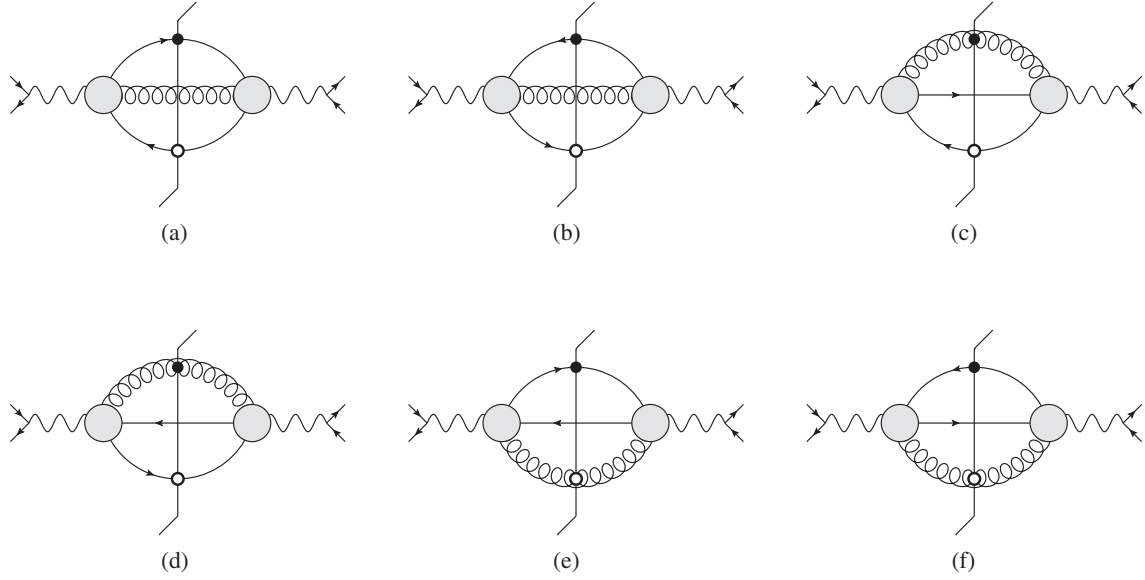


FIG. 3. Partonic channels that contribute at order α_s . A detailed explanation is in Sec. III A.

$$\hat{W}_{ij}^{\mu\nu} \equiv 4\pi^3 \sum_X \langle 0 | j_{ij}^\mu(0) | k_A, k_B, X \rangle \times \langle k_A, k_B, X | j_{ij}^\nu(0) | 0 \rangle \delta^{(4)}(q - k_A - k_B - p_X), \quad (20)$$

in which case

$$W^{\mu\nu} = \sum_{i,j} \int_{z_A}^1 \frac{d\zeta_A}{\zeta_A^2} \int_{z_B}^1 \frac{d\zeta_B}{\zeta_B^2} \hat{W}_{ij}^{\mu\nu}(\hat{z}_A, \hat{z}_B) d_{H_A/i}(\zeta_A) d_{H_B/j}(\zeta_B). \quad (21)$$

Working with the hadronic tensor and with the extraction tensors like Eq. (13) conveniently automates the steps to obtain any arbitrary structure function. The differential cross section is

$$\frac{d\sigma_{AB}}{dz_A dz_B dq_T} = \sum_{i,j} \int_{z_A}^1 \frac{d\zeta_A}{\zeta_A^2} \int_{z_B}^1 \frac{d\zeta_B}{\zeta_B^2} \left(\frac{d\hat{\sigma}_{ij}(\hat{z}_A, \hat{z}_B)}{d\hat{z}_A d\hat{z}_B dq_T} \right) \times d_{H_A/i}(\zeta_A) d_{H_B/j}(\zeta_B), \quad (22)$$

and the partonic cross section can be expressed analogously to Eq. (16),

$$\frac{d\hat{\sigma}_{ij}}{d\hat{z}_A d\hat{z}_B dq_T} = \frac{\alpha_{\text{em}}^2 \hat{z}_A \hat{z}_B (Q^2 + q_T^2)^2 q_T}{12\pi Q^6} [2\hat{W}_{T,ij} + \hat{W}_{L,ij}], \quad (23)$$

where $\hat{W}_{T,ij}$ and $\hat{W}_{L,ij}$ are partonic structure functions calculated from the graphs in Fig. 2(b).

Given the expressions for the squared amplitudes in Fig. 2(b), the evaluation of the differential cross section becomes straightforward. Each possible combination of final state parton pairs in Fig. 2(b) can hadronize into H_A and H_B with fragmentation functions that depend on both the fragmenting parton and final state hadron. Six such

channels contribute at leading order in α_s , and we organize these diagrammatically in Fig. 3, with k_A , k_B , and k_C assigned to the quark, antiquark or gluon according to whether it hadronizes to H_A , H_B , or is unobserved. A solid dot marks the parton that hadronizes into H_A (always k_A parton momentum) and the open dot marks the parton that hadronizes into H_B (always k_B momentum). There is an integral over all momentum of the remaining line (k_C). Quark lines include all active quark flavors, and are shown separately from the antiquark lines since they correspond to separate ffs. Notice that, unlike in the case of the q_T -integrated cross section for single hadron production, there is already sensitivity to the gluon fragmentation function at the lowest nonvanishing order. The analytic expressions needed for the calculation are summarized in Appendix B.

B. The asymptotic $\frac{q_T^2}{Q^2} \rightarrow 0$ limit

The small q_T^2/Q^2 limit of Eq. (22) involves considerable simplifications analogous to those obtained in TMD factorization, but applied to fixed order massless partonic graphs. It is potentially a useful simplification, therefore, in situations where q_T^2 is small enough that a q_T^2/Q^2 expansion applies, but still large enough that fixed order perturbative calculations are reasonable approximations. As we see in later sections, it is also useful for estimating the borders of the regions where small q_T^2/Q^2 approximations are appropriate.

The asymptotic term is obtainable by directly expanding the fixed order calculation in powers of small q_T/Q , with a careful treatment of the soft gluon region in the integrals over ζ_A and ζ_B . The steps are similar to those in SIDIS, and we refer to Ref. [79] for a useful discussion of them. When performed for the e^+e^- annihilation case under consideration here, the result is

$$\begin{aligned} \frac{d\sigma_{AB}^{\text{ASY}}}{dz_A dz_B dq_T} = & \frac{4\alpha_{\text{em}}^2 \alpha_s}{Q^2 q_T} \sum_q e_q^2 \left\{ 2C_F \left[\ln \left(\frac{Q^2}{q_T^2} \right) - \frac{3}{2} \right] (d_{H_A/q}(z_A) d_{H_B/\bar{q}}(z_B) + d_{H_A/\bar{q}}(z_A) d_{H_B/q}(z_B)) \right. \\ & + d_{H_A/q}(z_A) [(P_{\bar{q}\bar{q}} \otimes d_{H_B/\bar{q}})(z_B) + (P_{g\bar{q}} \otimes d_{H_B/g})(z_B)] + d_{H_A/\bar{q}}(z_A) [(P_{q\bar{q}} \otimes d_{H_B/q})(z_B) + (P_{gq} \otimes d_{H_B/g})(z_B)] \\ & \left. + d_{H_B/q}(z_B) [(P_{\bar{q}\bar{q}} \otimes d_{H_A/\bar{q}})(z_A) + (P_{g\bar{q}} \otimes d_{H_A/g})(z_A)] + d_{H_B/\bar{q}}(z_B) [(P_{q\bar{q}} \otimes d_{H_A/q})(z_A) + (P_{gq} \otimes d_{H_A/g})(z_A)] \right\}, \end{aligned} \quad (24)$$

where P_{ij} are the leading order unpolarized splitting functions

$$\begin{aligned} P_{qq}(z) = P_{\bar{q}\bar{q}}(z) &= C_F \left[\frac{1+z^2}{(1-z)_+} + \frac{3}{2} \delta(1-z) \right], \\ P_{gq}(z) = P_{g\bar{q}}(z) &= C_F \left[\frac{1+(1-z)^2}{z} \right], \end{aligned} \quad (25)$$

and \otimes represents the convolution integral

$$(f \otimes g)(z) = \int_z^1 \frac{d\zeta}{\zeta} f(z/\zeta) g(\zeta). \quad (26)$$

The “ $(\cdot)_+$ ” in Eq. (25) denotes the usual plus distribution. The “ASY” superscript on Eq. (24) symbolizes the asymptotically small q_T^2/Q^2 limit for the cross section. The sum over q is a sum over all active quark flavors.

C. TMD ffs and the small q_T region

In the small transverse momentum limit of the cross section, the W_L structure function becomes power suppressed. The cross section in Eq. (16) is simply

$$\frac{d\sigma_{AB}}{dz_A dz_B dq_T} = \frac{\alpha_{\text{em}}^2 z_A z_B q_T}{6\pi Q^2} W_T, \quad (27)$$

and the structure function W_T (or hadronic tensor) factorizes in a well-known way into TMD fragmentation functions

$$\begin{aligned} W_T &= \frac{8\pi^3 z_A z_B}{Q^2} \sum_q \hat{W}_{T,q} \\ &\times \int \frac{d^2 \mathbf{b}_T}{(2\pi)^2} e^{-i\mathbf{b}_T \cdot \mathbf{q}_T} [\tilde{D}_{H_A/q} \tilde{D}_{H_B/\bar{q}} + \tilde{D}_{A/\bar{q}} \tilde{D}_{B/q}], \end{aligned} \quad (28)$$

where

$$\hat{W}_{T,q} = 6Q^2 e_q^2. \quad (29)$$

The $\tilde{D}_{H/q}$ are the TMD fragmentation functions in transverse coordinate \mathbf{b}_T space. After evolution, the TMD ff for a hadron H from quark q is

$$\begin{aligned} \tilde{D}_{H/q}(z, \mathbf{b}_T; \mu, \zeta_D) &= \sum_j \int_z^1 \frac{d\hat{z}}{\hat{z}^3} \tilde{C}_{j/q}(z/\hat{z}, b_*; \zeta_D, \mu) d_{H/j}(\hat{z}, \mu_b) \\ &\times \exp \left\{ \ln \frac{\sqrt{\zeta_D}}{\mu_b} \tilde{K}(b_*; \mu_b) \right. \\ &+ \int_{\mu_b}^{\mu} \frac{d\mu'}{\mu} \left[\gamma(\mu'; 1) - \ln \frac{\sqrt{\zeta_D}}{\mu'} \gamma_K(\mu') \right] + g_{H/j}(z, b_T) \\ &\left. + \frac{1}{2} g_K(b_T) \ln \frac{\zeta_D}{\zeta_{D,0}} \right\}. \end{aligned} \quad (30)$$

The j index runs over all quark flavors and includes gluons, and the functions $d_{H/j}(z, \mu_b)$ are ordinary collinear ffs which are convoluted with coefficient functions $C_{j/q}$ derived from the small b_T limit of the TMDs. All perturbative contributions, $C_{j/q}$, \tilde{K} , γ , and γ_K , are known by now to several orders in α_s [68,80].

However, nonperturbative functions also enter to parametrize the truly nonperturbative and intrinsic parts of the TMD functions. These are $g_{H/j}$, which is hadron and flavor dependent, and g_K , which is independent of the nature of hadrons and parton flavors and controls the nonperturbative contribution to the evolution. When combined in a cross section $\zeta_{D_A} \times \zeta_{D_B} = Q^4$. Some common parametrizations used for phenomenological fits are

$$g_{H/j}(z, b_T) = -\frac{1}{4z^2} \langle K_{H/j,T}^2 \rangle b_T^2, \quad (31)$$

$$g_K(b_T) = -\frac{1}{2} g_2 b_T^2. \quad (32)$$

Perturbative parts of calculations are usually regulated in the large b_T region by using, for example, the b_* prescription with

$$b_*(b_T) = \frac{b_T}{\sqrt{1 + (b_T/b_{\text{max}})^2}}, \quad \mu_b(b_*) \propto \frac{1}{b_*}. \quad (33)$$

While there are many ways to regulate large b_T , and many alternative proposals for parametrizing the nonperturbative

TMD inputs $\langle K_{H/j,T}^2 \rangle$ and g_2 , the above is sufficient for the purpose of capturing general trends in the comparison of large and small transverse momentum calculations in Sec. V.

IV. TRANSVERSE MOMENTUM HARDNESS

The question of what constitutes large or small transverse momentum warrants special attention, so we now consider how the kinematical configuration of the third parton in graphs of the form of Fig. 2(a), not associated with a fragmentation function, affects the sequence of approximations needed to obtain various types of factorization.² Generally, the propagator denominators in the hard blob H can be classified into two types depending on whether k_C attaches inside a far off-shell virtual loop or to an external leg. If it attaches inside a virtual loop, the power counting is

$$\frac{1}{2k_C \cdot k_{A,B} + O(Q^2)}, \quad (34)$$

and for an external leg attachment [the off-shell propagators in Fig. 2(b), for example]

$$\frac{1}{2k_C \cdot k_{A,B} + O(m^2)}. \quad (35)$$

The coefficients of the $O(Q^2)$ and $O(m^2)$ are numerical factors roughly of size 1. Here the m^2 is a small mass scale comparable to Λ_{QCD}^2 or a small hadron mass squared. Possible $O(m^2)$ terms in the Eq. (34) denominator can always be neglected relative to $O(Q^2)$ and so have not been written explicitly.

The question that needs to be answered to justify collinear vs TMD factorization is whether the $2k_C \cdot k_{A,B}$ terms are also small enough to be dropped, or if they are large enough that they can be treated as hard scales comparable to Q^2 , or if the true situation is somewhere in between. The fixed order calculations like those of the previous section are justified if

$$\left| \frac{2k_C \cdot k_{A,B}}{Q^2} \right| \quad (36)$$

is not much smaller than 1. A quick estimate of the relationship between this ratio and q_T^2/Q^2 is obtained as follows:

$$\left| \frac{2k_C \cdot k_{A,B}}{Q^2} \right| \approx \left| \frac{(q - k_{B,A})^2}{Q^2} \right| \approx \left| \frac{(q - \frac{p_{B,A}}{z_{B,A}})^2}{Q^2} \right| = \frac{q_T^2}{Q^2}, \quad (37)$$

²For this section we allow for the possibility of arbitrarily many hard loops inside H .

where the first \approx means momentum conservation is used with $k_{A,B,C}^2 \approx 0$, and the second \approx means the standard small q_T^2 approximation for the photon vertex, $\zeta_A \approx z_A$, is being used. For the denominator in Eq. (35), the relevant ratio is $m^2/(2k_C \cdot k_{A,B})$, and arguments similar to the above give

$$\left| \frac{m^2}{2k_C \cdot k_{A,B}} \right| \approx \frac{m^2}{q_T^2}. \quad (38)$$

If Eq. (37) is $O(1)$ while Eq. (38) is much less than 1, then the approximations on which collinear factorization at large q_T^2 is based are justified.

The situation is reversed if Eq. (38) is $O(1)$ or larger but Eq. (37) is small. In that case, the neglect of the $O(m^2)$ effects (including intrinsic transverse momentum) in the denominators of Eq. (35) is unjustified. However, the smallness of Eq. (37) means neglecting the $2k_C \cdot k_{A,B}$ terms in the hard vertex is now valid, and this leads to its own set of extra simplifications. Ultimately, such approximations are analogous to those used in the derivation of TMD factorization.

An additional way to estimate the hardness of q_T^2 is to compare with the kinematical maximum in Eq. (7). For $z_{A,B} \gtrsim .4$, it can produce a significantly smaller ratio than Eq. (37). For example, for $z_{A,B} = .5$, $q_T^{\text{Max}}/Q^2 = 1/3$. Certainly, small q_T^2/Q^2 approximations fail near such thresholds.

The range of possible transverse momentum regions can be summarized with three categories.

- (i) Intrinsic transverse momentum: Eq. (38) is of size 1 or larger, but Eq. (37) is a small suppression factor. TMD factorization, or a similar approach that accounts for small transverse momentum effects, is needed. Such a kinematical regime is ideal to studying intrinsic transverse momentum properties of fragmentation functions.
- (ii) Hard transverse momentum: Eq. (38) is much less than 1, and Eq. (37) is comparable to 1. Therefore, fixed order calculations like those of the previous section are justified.
- (iii) Intermediate transverse momentum: Eq. (38) is much less than 1, but Eq. (37) is also much less than 1. In this case, the previous two types of approximations are simultaneously justifiable. Transverse momentum dependence is mostly perturbative, but large logarithms of q_T^2/Q^2 imply that transverse momentum resummation and/or TMD evolution are nevertheless important.

The large transverse momentum fixed order calculations are the most basic of these, since they involve only collinear factorization starting with tree-level graphs, so it is worthwhile to confirm that there is a region where they are phenomenologically accurate, as is the aim of the present paper. Direct comparisons between fixed order calculations

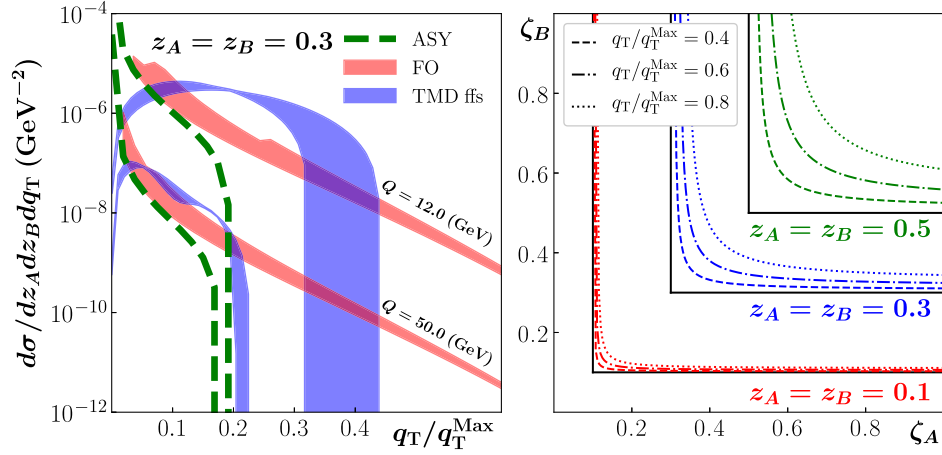


FIG. 4. (Left) LO collinear factorization predictions for the inclusive e^+e^- to dihadron cross section (Sec. III and Appendix B), for $Q = 12, 50$ GeV. The red band shows the range covered by switching the renormalization group scale between $\mu = Q$ (lower edge) and q_T (upper edge). The blue band is the calculation performed using TMD ffs, and the band shows the range covered by the values of the nonperturbative parameters discussed in Sec. V. (Right) Correlation between partonic momentum fractions $\zeta_{A,B}$ for various values of q_T/q_T^{Max} .

and measurements can help to confirm or challenge the above expectations. For example, consider a case where $Q \sim 10$ GeV while the largest measurable transverse momenta are about ~ 7 GeV. Then logarithms of q_T^2/Q^2 , i.e., $|\ln .7^2| \sim .7$, are not large while Eq. (37) is a non-negligible ~ 0.5 . These are ideal kinematics, therefore, for testing the regime where fixed order calculations are expected to apply.

V. LARGE AND SMALL TRANSVERSE MOMENTUM COMPARISON

We begin our comparison by computing the fixed order collinear factorization-based cross section for the $q_T^2 \sim Q^2$ region using the DSS14 ff parametrizations [42], and we compare with the calculation of the asymptotic term in Eq. (24). The results are shown for both moderate $Q \sim 12$ GeV and for large $Q \sim 50$ GeV in Fig. 4 (left panel), with $z_{A,B} = 0.3$ in both cases. The horizontal axis is the ratio q_T/q_T^{Max} , using Eq. (7) to make the proximity to the kinematical large- q_T^2 threshold clearly visible.

The exact kinematical relation (for $1 \rightarrow 3$ scattering) between ζ_B and ζ_A is

$$\zeta_B = z_B \frac{(Q^2 + q_T^2)(z_A - \zeta_A)}{q_T^2 z_A + Q^2(z_A - \zeta_A)}, \quad (39)$$

while the cross section in the asymptotically small q_T^2/Q^2 limit has either $\zeta_A = z_A$ with $\zeta_B \geq z_B$ or $\zeta_B = z_B$ with $\zeta_A \geq z_A$. The asymptotic phase space in the $\zeta_B - \zeta_A$ plane approaches a rectangular wedge shape in the small- q_T^2 limit, shown as the solid black lines in Fig. 4 (right panel) for fixed values of $z_A = z_B$. For comparison, the differently colored dashed, dot-dashed, and dotted lines show the $\zeta_B - \zeta_A$ curves from Eq. (39) for various nonzero q_T^2 .

The deviation between the colored and black curves gives one indication of the degree of error introduced by taking the small- q_T^2 limit. Figure 4 (right panel) shows how these grow at large $z_{A,B}$. A nontrivial kinematical correlation forms between momentum fractions ζ_A and ζ_B in the large z_A, z_B and large- q_T^2 regions. Notice also that the contours are scale independent, since q_T^{Max} is proportional to Q^2 , so kinematical errors from small- q_T approximations are likewise scale independent.

The point along the horizontal axis where the asymptotic term turns negative is another approximate indication of the region above which small- q_T^2/Q^2 approximations begin to fail and the fixed order collinear factorization treatment should become more reliable, provided $z_{A,B}$ are at fixed moderate values and q_T is not too close to the overall kinematical thresholds. That point is shown in Fig. 4 (left) for two representative values of small ($Q = 12$ GeV) and large $Q = 50$ GeV. The transition is at rather small transverse momentum, roughly $q_T/q_T^{\text{Max}} \sim 0.2$, though the exact position depends on a number of details, including the shapes of the collinear fragmentation functions. If the asymptotic term is used as the indicator, then the transition is also roughly independent of Q .

We are ultimately interested in asking how the fixed order collinear calculation compares with existing TMD ff parametrizations near the small-to-large transverse momentum transition point. A reasonable range of nonperturbative parameters like $\langle K_{H/j,T}^2 \rangle$ and g_2 in Eqs. (31) and (32) can be estimated from a survey of existing phenomenological fits. We make the approximation that all light flavors have equal $\langle K_{H/j,T}^2 \rangle = \langle K_T^2 \rangle$ for pion production. Then values for $\langle K_{H/j,T}^2 \rangle$ lie in the range from about .11 to .23 GeV^{-2} [19], which straddles the value 0.16 GeV^{-2} in Ref. [81].

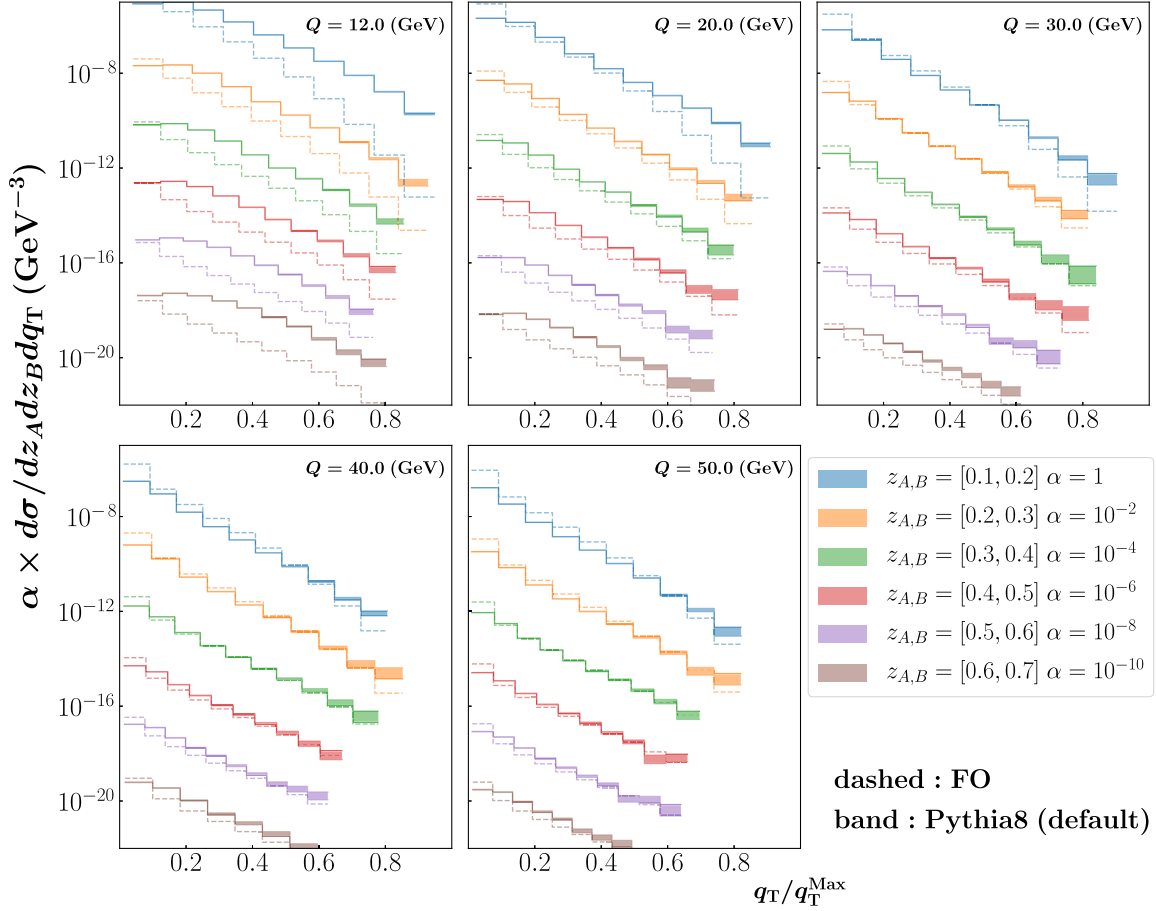


FIG. 5. The lowest order collinear factorization calculation from Sec. III compared with π^+/π^- pair production simulated by PYTHIA-8 with default settings for different ranges of $z_{A,B}$ and for increasing values of Q , starting with $Q = 12$ GeV. Both the fixed order calculation and the simulation are averaged in the $z_{A,B}$ bins. The uncertainty on the bands is purely statistical.

For g_2 , we use a minimum value of 0 to estimate the effect of having no nonperturbative evolution at all, and we use a maximum value of $.184 \text{ GeV}^{-2}$, from Ref. [82], which is at the larger range of values that have been extracted. This range also straddles the $g_2 = .13 \text{ GeV}^{-2}$ found in Ref. [19]. In all cases, we use the lowest order perturbative anomalous dimensions since these were used in most of the Gaussian-based fits above. Collectively, the numbers above produce the blue bands in Fig. 5 (left). The references quoted above generally include uncertainties for their parametrizations of $\langle K_{j,T}^2 \rangle$ and g_2 , but these are much smaller than the uncertainty represented by the blue band in Fig. 5 (left). We use a representative estimate of $b_{\text{max}} = 1.0 \text{ GeV}^{-1}$; Refs. [19] and [82] use slightly larger values (1.123 and 1.5 GeV^{-1} , respectively), but larger $b_{\text{max}} \gtrsim 1.0 \text{ GeV}^{-1}$ also has a small effect and only increases the general disagreement with the collinear fixed order calculation.

Observe in Fig. 4 (left) that, despite our somewhat overly liberal band sizes for the TMD ff calculation, large tension in the intermediate transverse momentum region between the TMD ff-based cross section and the fixed order collinear calculation nevertheless remains. For the

$z_{A,B} \approx .3$ shown, $q_T^{\text{Max}} \approx Q$. The $Q = 50$ GeV curves show that as Q is raised, this tension diminishes, though at a perhaps surprisingly slow rate. For $Q = 12$ GeV, the asymptotic and fixed order terms approach one another, but only at very small q_T . The curves contained within the blue band deviate qualitatively from the asymptotic and fixed order terms across all transverse momentum, and the blue band badly overshoots both in the intermediate region of $q_T \approx 2\text{--}3$ GeVs. The result is reminiscent of the situation with other processes—see, for example, Fig. 6 of [49] for SIDIS.

Interestingly, data for the observable of Eq. (1) for π^+/π^- production simulated with PYTHIA 8 [55,56] using default settings show quite reasonable agreement with the collinear factorization calculation in the expected range of intermediate transverse momentum and $z_{A,B}$ and very large Q , validating the analytic fixed order collinear calculation in regions where it is most expected that the collinear calculations and the simulation should overlap. We illustrate this in Fig. 5, where for $z_{A,B}$ between 0.2 and 0.6 the fixed order analytic calculation agrees within roughly a factor of 2 with the PYTHIA-generated spectrum for $Q \gtrsim 20$ GeV

and for $q_T/q_T^{\text{Max}} \sim 0.5$. At smaller $Q \lesssim 20$ GeV, the agreement between the fixed order calculation and the simulation is much worse, though because Q is relatively small and the event generator includes only the leading order hard scattering (with parton showering), it is unclear how the disagreement in that region should be interpreted. Nevertheless, it is interesting to observe that the trend wherein the collinear factorization calculation undershoots data, seen in SIDIS [52] and Drell-Yan [54] calculations, seems to persist even here. In the future, it would be interesting to perform a more detailed Monte Carlo study that incorporates treatments of higher order hard scattering.

VI. CONCLUSIONS

As one of the simplest processes with nontrivial transverse momentum dependence, dihadron production in e^+e^- annihilation is ideal for testing theoretical treatments of transverse momentum distributions generally. A goal of this paper has been to spotlight its possible use as a probe of the transition between kinematical regions corresponding to different types of QCD factorization. There have been a number of studies highlighting tension between large transverse momentum collinear factorization-based calculation and cross section measurements for Drell-Yan and SIDIS; Refs. [47,48,52–54]. Whether the resolution lies with a need for higher orders, a need to refit correlation functions, large power-law corrections in the region of moderate Q [83], or still other factors that are not yet understood remains unclear.

An important early step toward clarifying the issues is an examination of trends in standard methods of calculation in the large transverse momentum region. Motivated by this, we have examined the simplest LO calculation relevant for large deviation from the back-to-back region in detail. Agreement with Monte Carlo-generated distributions at large Q supports the general validity of such calculations. However, when comparing the result in the intermediate transverse momentum region with expectations obtained from TMD fragmentation functions, we find trends reminiscent of those discussed above for SIDIS and Drell-Yan scattering at lower Q . Namely, the collinear factorization calculation appears to be overly suppressed. We view this as significant motivation to study the intermediate transverse momentum region both theoretically and experimentally. In this respect, forthcoming data sets for dihadron production with transverse momentum dependence from low to moderate Q , such as the energy available at the BES-III and Belle-II experiments, will be extremely valuable to address these tensions and to investigate the generation of transverse momentum during the hadronization process. Moreover, an advantage in the e^+e^- annihilation is the larger value of Q relative to processes like semi-inclusive deep inelastic scattering.

While we have focused on the large transverse momentum limit, the observations above are relevant to other

kinematical regions such as small transverse momentum, as well as to polarization dependent observables, and their physical interpretation, since the detailed shape of the transverse momentum distributions for any region depends on the transitions to other regions.

It is important to note that order α_s^2 corrections can be quite large [47,48,52,53], and we plan to address these in future studies, though generally higher order effects have not been sufficient in other processes to eliminate tension. Keeping this in mind, it is worthwhile nevertheless to speculate on other possible resolutions. One is that the hard scale Q might be too low for a simplistic division of transverse momentum into regions such as discussed in Sec. IV. It is true that as Q gets smaller, the separation between large and small transverse momentum becomes squeezed, and it is possible that the standard methods for treating the transition between separately well-defined regions is inapplicable. As a hard scale, however, $Q \sim 12$ GeV is well above energies that are normally understood to be near to the lower limits of applicability of standard perturbation theory methods (typical scales for SIDIS measurements are around $Q \sim 2$ GeV, for example). Another possibility is that fragmentation functions in the large ζ range probed at large q_T are not sufficiently constrained. An important next step is to determine whether the description of large transverse momentum processes generally can be improved via a simultaneous analysis of multiple processes at moderate Q with simple and well-established collinear factorization treatments. We plan to investigate this in future work.

ACKNOWLEDGMENTS

Discussions with Elena Boglione, Markus Diefenthaler, J. Osvaldo Gonzalez-Hernandez, Charlotte van Hulse, Ralf Seidl and Anselm Vossen are gratefully acknowledged. T. R., E. M., and N. S. were supported by the U.S. Department of Energy, Office of Science, Office of Nuclear Physics, under Award No. DE-SC0018106. A. S. acknowledges support from the U.S. Department of Energy, Office of Science, Office of Nuclear Physics, Contract No. DE-AC02-06CH11357, from the DOE Contract No. DE-AC05-06OR23177, under which Jefferson Science Associates, LLC operates Jefferson Lab and from the European Commission through the Marie Skłodowska-Curie Action SQuHadron (Grant No. 795475).

APPENDIX A: VARIABLE CHANGES

The left-hand side of Eq. (9) can be rewritten as

$$\frac{|\mathbf{p}_A|}{|\mathbf{p}_B|} \frac{d\sigma_{AB}}{d|\mathbf{p}_B| d\Omega_B d^3\mathbf{p}_A}. \quad (\text{A1})$$

Change of variables is easiest in a center-of-mass frame where p_B is on the z axis. In this frame, the hadron momenta in terms of Q , q_T , z_A , and z_B (in Cartesian coordinates) are

$$p_A = \left(\frac{z_A}{2Q} (Q^2 + q_T^2), -z_A \mathbf{q}_T, -\frac{z_A}{2Q} (Q^2 - q_T^2) \right), \quad (\text{A2})$$

$$p_B = \left(\frac{z_B}{2Q} (Q^2 + q_T^2), \mathbf{0}_T, \frac{z_B}{2Q} (Q^2 + q_T^2) \right). \quad (\text{A3})$$

and the lepton momentum l is

$$l = \left(\frac{Q}{2}, \frac{Q}{2} \sin \theta \cos \phi, \frac{Q}{2} \sin \theta \sin \phi, \frac{Q}{2} \cos \theta \right). \quad (\text{A4})$$

Therefore,

$$|p_A| = \frac{z_A}{2Q} (Q^2 + q_T^2),$$

$$|p_B| = \frac{z_B}{2Q} (Q^2 + q_T^2),$$

$$d^3 p_A d^3 p_B = \frac{q_T (Q^2 + q_T^2)^2 z_A^2}{4Q^2} dz_A dz_B dq_T d\phi_A,$$

$$d\Omega_B = d \cos \theta d\phi. \quad (\text{A5})$$

After integrating over ϕ_A , Eq. (9) then becomes

$$\frac{d\sigma_{AB}}{dz_A dz_B dq_T d \cos \theta d\phi} = \frac{\alpha_{\text{em}}^2 z_A z_B (Q^2 + q_T^2)^2 q_T}{16\pi^2 Q^8} L_{\mu\nu} W^{\mu\nu}. \quad (\text{A6})$$

APPENDIX B: FIXED ORDER EXPRESSIONS

The partonic structure functions $\hat{W}_{T,ij}$ and $\hat{W}_{L,ij}$ can be obtained by contracting the extraction tensors [Eq. (14)] with the partonic tensor $\hat{W}^{\mu\nu}$. The relation between the partonic tensor and the squared amplitude of the hard part is

$$\begin{aligned} \hat{W}_{ij}^{\mu\nu} &= 4\pi^3 \int \frac{d^3 \mathbf{k}_C}{2k_C^0 (2\pi)^3} \delta^{(4)}(q - k_A - k_B - k_C) |\hat{\mathcal{M}}_{ij}^{2,\mu\nu}|^2 \\ &= \frac{1}{2} \delta_+(k_C^2) |\hat{\mathcal{M}}_{ij}^{2,\mu\nu}|^2. \end{aligned} \quad (\text{B1})$$

The resulting partonic cross sections are

$$\frac{d\hat{\sigma}_{q\bar{q}}}{dz_A dz_B dq_T} = \frac{d\hat{\sigma}_{\bar{q}q}}{dz_A dz_B dq_T} = \frac{8\alpha_{\text{em}}^2 \alpha_s e_q^2 \hat{z}_A \hat{z}_B \delta(k_C^2) q_T (Q^2 + q_T^2)^3 (6Q^2 + 5q_T^2) (\hat{z}_A^2 + \hat{z}_B^2)}{9Q^6 (Q^2 (\hat{z}_A - 1) + q_T^2 \hat{z}_A) (Q^2 (\hat{z}_B - 1) + q_T^2 \hat{z}_B)} \quad (\text{B2a})$$

$$\begin{aligned} \frac{d\hat{\sigma}_{gg}}{dz_A dz_B dq_T} &= \frac{d\hat{\sigma}_{\bar{q}q}}{dz_A dz_B dq_T} = -8\alpha_{\text{em}}^2 \alpha_s e_q^2 \hat{z}_A \hat{z}_B \delta(k_C^2) q_T (Q^2 + q_T^2)^2 [2Q^4 (14 + 3\hat{z}_B^2 - 14\hat{z}_B + 2\hat{z}_A (3\hat{z}_A + 4\hat{z}_B - 7)) \\ &\quad + 5q_T^4 (\hat{z}_B^2 + 2\hat{z}_B \hat{z}_A + 2\hat{z}_A^2) + Q^2 q_T^2 (11\hat{z}_B^2 - 28\hat{z}_B + 2\hat{z}_A (11\hat{z}_A + 13\hat{z}_B - 14))] \\ &\quad / (9Q^6 (Q^2 (\hat{z}_A - 1) + q_T^2 \hat{z}_A) (Q^2 (\hat{z}_B + \hat{z}_A - 1) + q_T^2 (\hat{z}_B + \hat{z}_A))) \end{aligned} \quad (\text{B2b})$$

$$\begin{aligned} \frac{d\hat{\sigma}_{gq}}{dz_A dz_B dq_T} &= \frac{d\hat{\sigma}_{q\bar{q}}}{dz_A dz_B dq_T} = -8\alpha_{\text{em}}^2 \alpha_s e_q^2 \hat{z}_A \hat{z}_B \delta(k_C^2) q_T (Q^2 + q_T^2)^2 [2Q^4 (14 + 3\hat{z}_A^2 - 14\hat{z}_A + 2\hat{z}_B (3\hat{z}_B + 4\hat{z}_A - 7)) \\ &\quad + 5q_T^4 (\hat{z}_A^2 + 2\hat{z}_A \hat{z}_B + 2\hat{z}_B^2) + Q^2 q_T^2 (11\hat{z}_A^2 - 28\hat{z}_A + 2\hat{z}_B (11\hat{z}_B + 13\hat{z}_A - 14))] \\ &\quad / (9Q^6 (Q^2 (\hat{z}_B - 1) + q_T^2 \hat{z}_B) (Q^2 (\hat{z}_A + \hat{z}_B - 1) + q_T^2 (\hat{z}_A + \hat{z}_B))). \end{aligned} \quad (\text{B2c})$$

- [1] J. C. Collins and D. E. Soper, *Nucl. Phys.* **B194**, 445 (1982).
 [2] J. Dudek *et al.*, *Eur. Phys. J. A* **48**, 187 (2012).
 [3] A. Accardi *et al.*, *Eur. Phys. J. A* **52**, 268 (2016).
 [4] J. C. Collins and D. E. Soper, *Nucl. Phys.* **B193**, 381 (1981); **B213**, 545(E) (1983).
 [5] J. C. Collins, D. E. Soper, and G. Sterman, *Nucl. Phys.* **B250**, 199 (1985).
 [6] J. C. Collins, *Foundations of Perturbative QCD* (Cambridge University Press, Cambridge, England, 2011).

- [7] M. G. Echevarría, A. Idilbi, and I. Scimemi, *J. High Energy Phys.* **07** (2012) 002.
 [8] J. Qiu and X.-F. Zhang, *Phys. Rev. D* **63**, 114011 (2001).
 [9] M. Anselmino, M. Boglione, U. D'Alesio, A. Kotzinian, F. Murgia, A. Prokudin, and C. Turk, *Phys. Rev. D* **75**, 054032 (2007).
 [10] M. Anselmino, M. Boglione, U. D'Alesio, A. Kotzinian, F. Murgia, A. Prokudin, and S. Melis, *Nucl. Phys. B, Proc. Suppl.* **191**, 98 (2009).

- [11] M. Anselmino, M. Boglione, U. D'Alesio, S. Melis, F. Murgia *et al.*, *Phys. Rev. D* **87**, 094019 (2013).
- [12] A. Signori, A. Bacchetta, M. Radici, and G. Schnell, *J. High Energy Phys.* **11** (2013) 194.
- [13] M. Anselmino, M. Boglione, J. O. Gonzalez Hernandez, S. Melis, and A. Prokudin, *J. High Energy Phys.* **04** (2014) 005.
- [14] R. Angeles-Martinez *et al.*, *Acta Phys. Pol. B* **46**, 2501 (2015).
- [15] Z.-B. Kang, A. Prokudin, P. Sun, and F. Yuan, *Phys. Rev. D* **93**, 014009 (2016).
- [16] M. Anselmino, M. Boglione, U. D'Alesio, J. O. Gonzalez Hernandez, S. Melis, F. Murgia, and A. Prokudin, *Phys. Rev. D* **93**, 034025 (2016).
- [17] M. Anselmino, M. Boglione, U. D'Alesio, J. O. Gonzalez Hernandez, S. Melis, F. Murgia, and A. Prokudin, *Phys. Rev. D* **92**, 114023 (2015).
- [18] A. Bacchetta, M. G. Echevarria, P. J. G. Mulders, M. Radici, and A. Signori, *J. High Energy Phys.* **11** (2015) 076.
- [19] A. Bacchetta, F. Delcarro, C. Pisano, M. Radici, and A. Signori, *J. High Energy Phys.* **06** (2017) 081.
- [20] V. Bertone, I. Scimemi, and A. Vladimirov, *J. High Energy Phys.* **06** (2019) 028.
- [21] A. Vladimirov, *J. High Energy Phys.* **10** (2019) 090.
- [22] P. M. Nadolsky, *AIP Conf. Proc.* **753**, 158 (2005).
- [23] A. Bacchetta, G. Bozzi, M. Radici, M. Ritzmann, and A. Signori, *Phys. Lett. B* **788**, 542 (2019).
- [24] G. Bozzi and A. Signori, *Adv. High Energy Phys.* **2019**, 1 (2019).
- [25] A. Bermudez Martinez *et al.*, [arXiv:1906.00919](https://arxiv.org/abs/1906.00919) [*Phys. Rev. D* (to be published)].
- [26] O. Lupton and M. Vesterinen, [arXiv:1907.09958](https://arxiv.org/abs/1907.09958).
- [27] D. Boer, *Nucl. Phys.* **B806**, 23 (2009).
- [28] A. Metz and A. Vossen, *Prog. Part. Nucl. Phys.* **91**, 136 (2016).
- [29] A. Vossen (CLAS Collaboration), in *13th Conference on the Intersections of Particle and Nuclear Physics (CIPANP 2018) Palm Springs, California, USA, 2018* (2018), <http://cipanp18.berkeley.edu/proceedings>.
- [30] J. C. Collins, S. F. Heppelmann, and G. A. Ladinsky, *Nucl. Phys.* **B420**, 565 (1994).
- [31] R. L. Jaffe, X.-M. Jin, and J. Tang, *Phys. Rev. Lett.* **80**, 1166 (1998).
- [32] A. Courtoy, A. Bacchetta, M. Radici, and A. Bianconi, *Phys. Rev. D* **85**, 114023 (2012).
- [33] H. H. Matevosyan, A. Bacchetta, D. Boer, A. Courtoy, A. Kotzinian, M. Radici, and A. W. Thomas, *Phys. Rev. D* **97**, 074019 (2018).
- [34] M. Radici, R. Jakob, and A. Bianconi, *Phys. Rev. D* **65**, 074031 (2002).
- [35] M. Radici, A. Courtoy, A. Bacchetta, and M. Guagnelli, *J. High Energy Phys.* **05** (2015) 123.
- [36] M. Radici and A. Bacchetta, *Phys. Rev. Lett.* **120**, 192001 (2018).
- [37] N. Sato, C. Andres, J. J. Ethier, and W. Melnitchouk (JAM Collaboration), [arXiv:1905.03788](https://arxiv.org/abs/1905.03788).
- [38] J. J. Ethier, N. Sato, and W. Melnitchouk, *Phys. Rev. Lett.* **119**, 132001 (2017).
- [39] I. Borsa, R. Sassot, and M. Stratmann, *Phys. Rev. D* **96**, 094020 (2017).
- [40] V. Bertone, S. Carrazza, N. P. Hartland, E. R. Nocera, and J. Rojo (NNPDF Collaboration), *Eur. Phys. J. C* **77**, 516 (2017).
- [41] V. Bertone, N. P. Hartland, E. R. Nocera, J. Rojo, and L. Rottoli (NNPDF Collaboration), *Eur. Phys. J. C* **78**, 651 (2018).
- [42] D. de Florian, R. Sassot, M. Epele, R. J. Hernández-Pinto, and M. Stratmann, *Phys. Rev. D* **91**, 014035 (2015).
- [43] P. B. Arnold and R. P. Kauffman, *Nucl. Phys.* **B349**, 381 (1991).
- [44] E. L. Berger, J.-W. Qiu, and Y.-L. Wang, *Phys. Rev. D* **71**, 034007 (2005).
- [45] J. Collins, L. Gamberg, A. Prokudin, T. C. Rogers, N. Sato, and B. Wang, *Phys. Rev. D* **94**, 034014 (2016).
- [46] M. G. Echevarria, T. Kasemets, J.-P. Lansberg, C. Pisano, and A. Signori, *Phys. Lett. B* **781**, 161 (2018).
- [47] A. Daleo, D. de Florian, and R. Sassot, *Phys. Rev. D* **71**, 034013 (2005).
- [48] B. A. Kniehl, G. Kramer, and M. Maniatis, *Nucl. Phys.* **B711**, 345 (2005); **B720**, 231(E) (2005).
- [49] M. Boglione, J. O. G. Hernandez, S. Melis, and A. Prokudin, *J. High Energy Phys.* **02** (2015) 095.
- [50] M. Boglione, J. O. Gonzalez Hernandez, S. Melis, and A. Prokudin, *Int. J. Mod. Phys.* **37**, 1560030 (2015).
- [51] P. Sun, J. Isaacson, C. P. Yuan, and F. Yuan, *Int. J. Mod. Phys. A* **33**, 1841006 (2018).
- [52] J. O. Gonzalez-Hernandez, T. C. Rogers, N. Sato, and B. Wang, *Phys. Rev. D* **98**, 114005 (2018).
- [53] B. Wang, J. O. Gonzalez-Hernandez, T. C. Rogers, and N. Sato, *Phys. Rev. D* **99**, 094029 (2019).
- [54] A. Bacchetta, G. Bozzi, M. Lambertsen, F. Piacenza, J. Steiglechner, and W. Vogelsang, *Phys. Rev. D* **100**, 014018 (2019).
- [55] T. Sjöstrand, S. Mrenna, and P. Z. Skands, *J. High Energy Phys.* **05** (2006) 026.
- [56] T. Sjöstrand, S. Ask, J. R. Christiansen, R. Corke, N. Desai, P. Ilten, S. Mrenna, S. Prestel, C. O. Rasmussen, and P. Z. Skands, *Comput. Phys. Commun.* **191**, 159 (2015).
- [57] J. Alwall, R. Frederix, S. Frixione, V. Hirschi, F. Maltoni, O. Mattelaer, H. S. Shao, T. Stelzer, P. Torrielli, and M. Zaro, *J. High Energy Phys.* **07** (2014) 079.
- [58] M. Bahr *et al.*, *Eur. Phys. J. C* **58**, 639 (2008).
- [59] J. Bellm *et al.*, *Eur. Phys. J. C* **76**, 196 (2016).
- [60] E. Bothmann *et al.*, *SciPost Phys.* **7**, 034 (2019).
- [61] G. Schnell, *EPJ Web Conf.* **85**, 02024 (2015).
- [62] F. Hautmann, H. Jung, M. Krämer, P. J. Mulders, E. R. Nocera, T. C. Rogers, and A. Signori, *Eur. Phys. J. C* **74**, 3220 (2014).
- [63] M. Anselmino, M. Guidal, and P. Rossi, *Eur. Phys. J. A* **52**, 164 (2016).
- [64] A. Bacchetta, *Eur. Phys. J. A* **52**, 163 (2016).
- [65] E. C. Aschenauer, U. D'Alesio, and F. Murgia, *Eur. Phys. J. A* **52**, 156 (2016).
- [66] M. Boglione and A. Prokudin, *Eur. Phys. J. A* **52**, 154 (2016).
- [67] M. Diehl, *Eur. Phys. J. A* **52**, 149 (2016).
- [68] T. C. Rogers, *Eur. Phys. J. A* **52**, 153 (2016).
- [69] I. Garzia and F. Giordano, *Eur. Phys. J. A* **52**, 152 (2016).
- [70] H. Avakian, A. Bressan, and M. Contalbrigo, *Eur. Phys. J. A* **52**, 150 (2016); **52**, 165(E) (2016).

- [71] D. Boer, R. Jakob, and P. J. Mulders, *Nucl. Phys.* **B504**, 345 (1997).
- [72] J. C. Collins and D. E. Soper, *Phys. Rev. D* **16**, 2219 (1977).
- [73] K. Gottfried and J. D. Jackson, *Nuovo Cimento* **33**, 309 (1964).
- [74] P. J. Mulders and C. Van Hulse, *Phys. Rev. D* **100**, 034011 (2019).
- [75] R. Seidl *et al.* (Belle Collaboration), *Phys. Rev. D* **99**, 112006 (2019).
- [76] J. C. Collins, T. C. Rogers, and A. M. Staśto, *Phys. Rev. D* **77**, 085009 (2008).
- [77] A. Accardi and J. Qiu, *J. High Energy Phys.* 07 (2008) 090.
- [78] A. Accardi and A. Signori, *Phys. Lett. B* **798**, 134993 (2019).
- [79] P. Nadolsky, D. R. Stump, and C. P. Yuan, *Phys. Rev. D* **61**, 014003 (1999).
- [80] I. Scimemi, *Adv. High Energy Phys.* **2019**, 1 (2019).
- [81] P. Schweitzer, T. Teckentrup, and A. Metz, *Phys. Rev. D* **81**, 094019 (2010).
- [82] A. V. Konychev and P. M. Nadolsky, *Phys. Lett. B* **633**, 710 (2006).
- [83] T. Liu and J.-W. Qiu, [arXiv:1907.06136](https://arxiv.org/abs/1907.06136).