

Hadron correlation in jets on the near and away sides of high- p_T triggers in heavy-ion collisionsRudolph C. Hwa¹ and C. B. Yang^{1,2}¹*Institute of Theoretical Science and Department of Physics, University of Oregon, Eugene, Oregon 97403-5203, USA*²*Institute of Particle Physics, Hua-Zhong Normal University, Wuhan 430079, People's Republic of China*

(Received 5 January 2009; published 20 April 2009)

The correlation between the trigger and associated particles in jets produced on near and away sides of high- p_T triggers in heavy-ion collisions is studied. Hadronization of jets on both sides is treated by thermal-shower and shower-shower recombinations. The energy loss of semihard and hard partons traversing the nuclear medium is parametrized in a way that renders a good fit of the single-particle inclusive distributions at all centralities. The associated hadron distribution in the near-side jet can be determined showing weak dependence on system size because of trigger bias. The inverse slope increases with trigger momentum in agreement with data. The distribution of associated particles in the away-side jet is also studied with careful attention given to antitrigger bias that is due to the longer path length that the away-side jet recoiling against the trigger jet must propagate in the medium to reach the opposite side. Centrality dependence is taken into account after determining a realistic probability distribution of the dynamical path length of the parton trajectory within each class of centrality. For symmetric dijets with $p_T^{\text{trig}} = p_T^{\text{assoc}}(\text{away})$, it is shown that the per-trigger yield is dominated by tangential jets. For unequal p_T^{trig} , $p_T^{\text{assoc}}(\text{near})$ and $p_T^{\text{assoc}}(\text{away})$, the yields are calculated for various centralities, showing an intricate relationship among them. The near-side yield agrees with data both in centrality dependence and in $p_T^{\text{assoc}}(\text{near})$ distribution. The average parton momentum for the recoil jet is shown to be always larger than that of the trigger jet for fixed p_T^{trig} and centrality and for any measurable $p_T^{\text{assoc}}(\text{away})$. With the comprehensive treatment of dijet production described here, it is possible to answer many questions regarding the behavior of partons in the medium under conditions that can be specified on measurable hadron momenta.

DOI: [10.1103/PhysRevC.79.044908](https://doi.org/10.1103/PhysRevC.79.044908)

PACS number(s): 25.75.Gz, 24.85.+p

I. INTRODUCTION

Recent studies of jet correlation in heavy-ion collisions at the BNL Relativistic Heavy Ion Collider (RHIC) have generated a wealth of information about jet-medium interaction, not only on how the dense medium modifies the characteristics of high- p_T jets, but also on how intermediate- p_T jets affect the medium [1–4]. Two-particle correlation has been particularly effective in revealing the nature of the medium response to the passage of a hard or semihard parton [5]. The discovery of a ridge, for example, in the structure of the same-side distribution of particles associated with a trigger has stimulated intense interest both experimentally and theoretically [6–18]. The properties of the ridge (in centrality and p_T dependencies and in baryon/meson ratio) distinguish its origin from that of the jet peak that stands above the ridge. Similar distinction can be found between the punch-through jet and the double-hump peaks on the away side. In this paper, we study the properties of the associated jets on both sides. We calculate not only the p_T distributions of the particles in those jets, but also the fractional energy loss of the hard partons traversing the medium toward and away from the trigger. As a consequence, we can quantify the notion of trigger and antitrigger biases.

It has come to be generally accepted that the hadronization process at intermediate p_T is recombination/coalescence [19–21]. The approach that we adopted in Ref. [22] emphasizes the role that shower partons play in interpolating the production processes from thermal-thermal (TT) recombination at low p_T to shower-shower (SS) recombination at high p_T , which is identical to fragmentation, through the intermediate region where thermal-shower (TS) recombination is important. The

application of that approach to dihadron correlation had been considered previously [23,24], but before the discovery of ridges. The phenomenology of ridges (or ridgeology) has clarified the characteristics of the associated particles on the near side. There are strong indications that the ridge particles are formed by the recombination of enhanced thermal partons [25–27]. Thus after subtracting out the ridge particles, what remain are the jet particles, which being close to the trigger in $\Delta\phi$, are due exclusively to TS and SS recombination. With the experimental data on the jets being refined, it is now appropriate to reexamine the jet correlation problem in both the near and away sides.

Our formalism allows us to study the trigger bias on the near side and the antitrigger bias on the away side, i.e., higher average initiating parton momentum in order to allow for more energy loss in traversing a longer path length to reach the other side. The average transverse momentum $\langle p_T \rangle$ on either side, which is related to the inverse slope, turns out to depend sensitively on the origin of the partons that hadronize. TS recombination has a softer p_T distribution than SS recombination (or fragmentation). The varying mixture of TS and SS components in different p_T ranges makes the hadronization process an integral part of any procedure to associate the characteristics of the p_T distribution with either the trigger or antitrigger effect. We are able to calculate the inverse slopes of the associated particles on both the near and away sides. Data exist for the former, since the ridge contribution has been studied experimentally in detail and can be subtracted. Our result agrees very well with those data. The associated particles in the away-side jets are hard to analyze because of the double-hump background that is difficult to

separate, so our results on those jets cannot yet be checked by data. For fixed medium suppression in central collisions, we have studied various other quantities that are not directly measurable in experiments, but they can shed considerable light on the trigger and antitrigger effects.

For realistic nuclear collisions, the path lengths of hard partons and the quenching effect depend on the point of hard scattering in the transverse plane and the azimuthal angle of the trajectory. An important part of our study is to find a way to describe the variation of both the path length and the quenching effect, what may be called the dynamical path length, for different collisions within each class of centrality. A distribution of that measure will play a crucial role in relating theoretical calculations to experimental observation at definite intervals of centrality. Such a distribution has been found in our study and is shown to render an excellent reproduction of the dependence of the inclusive spectra of pions in the range $2 < p_T < 11$ GeV/ c at all centralities. With that distribution at hand, we can then calculate a dihadron correlation that can realistically describe the properties of dijet production. We find that the dominance of tangential jets emerges naturally as the momenta of the trigger and associated particles on opposite sides approach each other. It is a clear demonstration of the interplay between trigger and antitrigger effects.

II. DIHADRON CORRELATION IN THE RECOMBINATION MODEL

We adopt the formalism initiated in Ref. [22] for single-particle inclusive distribution and in Ref. [23] for dihadron correlation. Concentrating on only the jet component of the associated particles, we ignore TT recombination which gives rise to the ridge on the near side and to the double-hump on the away side. The medium effect is parametrized by an exponential damping factor that depends on the path length. Our focus is on the momentum distribution of the associated particles for trigger-particle momentum larger than 4 GeV/ c . We restrict our consideration to midrapidity and study only the transverse momentum p_T . Thus we shall omit the subscript T , and use p_t to denote trigger momentum, p_a for the associated particle on the near side, and p_b for the associated particle on the away side. Without any subscript, p shall be used as a generic symbol for the transverse momentum of any hadron.

In the simplest form, the invariant distribution of a pion is [22]

$$p \frac{dN_\pi}{dp} = \int \frac{dq_1}{q_1} \frac{dq_2}{q_2} F_{q\bar{q}}(q_1, q_2) R_\pi(q_1, q_2, p), \quad (1)$$

where the $q\bar{q}$ distribution is in general

$$F_{q\bar{q}}(q_1, q_2) = TT + TS + SS, \quad (2)$$

and the recombination function (RF)

$$R_\pi(q_1, q_2, p) = \frac{q_1 q_2}{p^2} \delta\left(\frac{q_1}{p} + \frac{q_2}{p} - 1\right). \quad (3)$$

The thermal parton distribution has the form

$$T(q_1) = q_1 \frac{dN_q^{\text{th}}}{dq_1} = C q_1 e^{-q_1/T}, \quad (4)$$

so that the thermal pion distribution is exponential

$$\frac{dN_\pi^{\text{TT}}}{p dp} = \frac{C^2}{6} e^{-p/T}. \quad (5)$$

The quark momenta q_i above are just before hadronization at the end of the medium expansion. The shower parton at that stage is in the vacuum after the hard parton has emerged from the medium. Just after hard scattering, the distribution of the hard parton momentum k of parton type i , while still in the medium, is given by

$$\left. \frac{dN_i^{\text{hard}}}{k dk dy} \right|_{y=0} = f_i(k), \quad (6)$$

whose specific properties are given in the next section. After propagating through the medium, the parton loses momentum in a way that we describe by the function $G(q, k, t)$, where t denotes the distance the parton travels to reach the surface, and q is the momentum of that parton at the surface. We discuss $G(q, k, t)$ below presently. The parton distribution in q after averaging over all k and t is

$$F_i(q) = \int_0^L \frac{dt}{L} \int_{k_0}^\infty dk k f_i(k) G(q, k, t), \quad (7)$$

where in calculation we set the lower limit k_0 at 3 GeV, below which the parton distribution $f_i(k)$ is not known reliably. L is the average maximum length of the system that the hard parton traverses. In the limit $L \rightarrow 0$, we should recover the parton distribution for the pp collision.

For the degradation factor $G(q, k, t)$ due to energy loss, there is a rich literature on the subject studied by various methods. Two articles reviewing the subject are Refs. [28,29]. The quenching factor $Q(p)$ determined in Ref. [30] increases with p , a property at very high energy not found at RHIC. In the opacity expansion approach [31], the energy loss is found to depend on the path length as $\Delta E \propto L^{2-\alpha}$, where $\alpha = 1$ for one-dimensional expansion. The effective quark energy loss with detailed balance between induced gluon emission and absorption taken into account has the form for a one-dimensional expanding medium [32]

$$\left\langle \frac{dE}{dL} \right\rangle_{\text{id}} = \epsilon_0 (E/\mu - 1.6)^{1.2} / (7.5 + E/\mu), \quad (8)$$

which is essentially $\propto E$ for $6 < E < 12$ GeV. A reasonable summary of these properties is

$$\frac{\Delta E}{E} = \beta \Delta L, \quad (9)$$

whose implication for the relationship between q and k in Eq. (7) is that

$$k - q = k\beta t. \quad (10)$$

For t not infinitesimal, we exponentiate Eq. (10) and get

$$q = k e^{-\beta t}. \quad (11)$$

Fluctuation from this relationship is undoubtedly possible, but we shall take the simple form

$$G(q, k, t) = q \delta(q - k e^{-\beta t}) \quad (12)$$

as an adequate approximation of the complicated processes involved in the parton-medium interaction. The justification for Eq. (12) is to be found in the degree to which the inclusive cross section can be reproduced in our description of hadron production at intermediate and high p_T .

Using Eq. (12), the integration over t in Eq. (7) can readily be carried out, giving

$$F_i(q) = \frac{1}{\beta L} \int_q^{qe^{\beta L}} dk k f_i(k) \quad (13)$$

for $q > k_0$. The lower limit of this integration corresponds to $t = 0$, i.e., when the hard scattering occurs at the surface, while the upper limit corresponds to the hard-scattering point being on the far side so that k is a factor of $e^{\beta L}$ larger than q . Equation (13) exhibits the nuclear effect in changing $f_i(k)$ to $F_i(q)$ with βL being the explicit medium factor, while $f_i(k)$ contains the hidden modification of the parton distributions in the nucleus due to shadowing, etc. [33]. Clearly, as $\beta L \rightarrow 0$, $F_i(q)$ becomes directly related to $f_i(q)$ appropriately extrapolated to pp collision.

Using S_i^j to denote the matrix of shower parton distributions (SPDs) that are calculable from the fragmentation functions [34], we can determine the distribution of shower partons in a heavy-ion collision by

$$S(q_1) = \int \frac{dq}{q} F_i(q) S_i^j(q_1/q). \quad (14)$$

The TS contribution to the inclusive pion distribution is then, following Eqs. (1), (2), (4), and (14),

$$\frac{dN_\pi^{\text{TS}}}{p dp} = \frac{1}{p^2} \sum_i \int \frac{dq}{q} F_i(q) \widehat{\text{TS}}(q, p), \quad (15)$$

with the RF absorbed in the compound notation for the TS term in the integrand:

$$\widehat{\text{TS}}(q, p) = \int \frac{dq_1}{q_1} S_i^j \left(\frac{q_1}{q} \right) \int dq_2 C_{\bar{j}} e^{-q_2/T} R_{j\bar{j}}(q_1, q_2, p), \quad (16)$$

where for every hard-scattered parton of type i the shower parton of type j is paired with a thermal parton of type \bar{j} for recombination in forming a pion. For the SS component, we can use the fragmentation function $D(z)$ and write

$$\frac{dN_\pi^{\text{SS}}}{p dp} = \frac{1}{p^2} \sum_i \int \frac{dq}{q} F_i(q) \frac{p}{q} D_i^\pi \left(\frac{p}{q} \right). \quad (17)$$

The overall pion inclusive distribution, including the TT contribution as given in Eq. (5), is thus

$$\begin{aligned} \frac{dN_\pi}{p dp} &= \frac{C^2}{6} e^{-p/T} + \frac{1}{p^2} \sum_i \int \frac{dq}{q} F_i(q) \\ &\times \left[\widehat{\text{TS}}(q, p) + \frac{p}{q} D_i^\pi \left(\frac{p}{q} \right) \right]. \end{aligned} \quad (18)$$

For the dihadron correlation on the same side, we consider the trigger-momentum p_t to be greater than 4 GeV/ c and calculate the associated particle distribution in the approximation

that the TT contribution to the trigger and jet can be neglected. We then have for p_a on the near side associated with p_t

$$\begin{aligned} &\frac{dN_{\pi\pi}}{p_t p_a dp_t dp_a} \\ &= \frac{1}{(p_t p_a)^2} \sum_i \int \frac{dq}{q} F_i(q) \\ &\times \left\{ \left[\widehat{\text{TS}}(q, p_t) + \frac{p_t}{q} D_i^\pi \left(\frac{p_t}{q} \right) \right] \widehat{\text{TS}}(q - p_t, p_a) \right. \\ &\left. + \widehat{\text{TS}}(q - p_a, p_t) \frac{p_a}{q} D_i^\pi \left(\frac{p_a}{q} \right) + \frac{p_t p_a}{q_j^2} D_2^\pi \left(\frac{p_t}{q}, \frac{p_a}{q} \right) \right\}, \end{aligned} \quad (19)$$

where the dihadron fragmentation function $D_2(z_1, z_2)$ is assumed to have the symmetrized form

$$D_2(z_1, z_2) = \frac{1}{2} \left[D(z_1) D \left(\frac{z_2}{1-z_1} \right) + D \left(\frac{z_1}{1-z_2} \right) D(z_2) \right]. \quad (20)$$

The near-side yield per trigger for trigger momentum in a narrow range Δp_t around p_t is

$$\begin{aligned} Y_{\pi\pi}^{\text{near}}(p_t, p_a) &= \frac{1}{N_{\text{trig}}} \frac{dN_{\pi\pi}}{p_a dp_a}(p_t, p_a) \\ &= \int_{\Delta p_t} dp_t \frac{dN_{\pi\pi}}{p_a dp_t dp_a} / \int_{\Delta p_t} dp_t \frac{dN_\pi}{dp_t}, \end{aligned} \quad (21)$$

where dN_π/dp_t is the trigger pion distribution that excludes the TT component of the inclusive distribution given in Eq. (18).

For an associated particle on the away side relative to the trigger, we must consider the recoil hard parton that propagates a distance $L - t$ in the opposite direction, so Eq. (7) should be revised to contain another parton with momentum q' exiting on the away side, having the form

$$\begin{aligned} F_i'(q, q') &= \int_0^L \frac{dt}{L} \int_{k_0}^\infty dk k f_i(k) G(q, k, t) G(q', k, L - t) \\ &= \frac{1}{\beta L} \int_q^{qe^{\beta L}} dk k f_i(k) q q' \delta(q q' - k^2 e^{-\beta L}), \end{aligned} \quad (22)$$

where the recoil parton has momentum k under the assumption of negligible initial k_T of the beam partons. However, for reasons that will become clear later, we label it by k' to be distinguished from k of the trigger parton, when clarity is needed. To help with the visualization of the various momentum variables in the problem, we give a sketch in Fig. 1 of the parton (red) and hadron (blue) momentum vectors with the trigger being on the right side. With due caution in the interpretation of momentum vectors drawn in coordinate space, momenta on the near side (q , p_t , and p_a) are depicted to originate from the surface on the right, while the momenta on the away side (q' and p_b) are pointed from the surface on the left.

The recoil parton of type i' need not be linked to the parton type i of the trigger jet, since beam partons can be of any type. However, to limit the problem to a manageable size, we

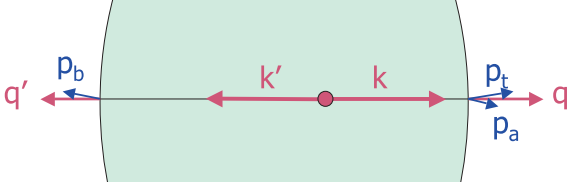


FIG. 1. (Color online) Sketch of momentum vectors of partons (red) and hadrons (blue) with the near side being on the right and away side on the left.

make the simplifying assumption that $i' = \bar{i}$ if they are quarks and $i' = i$ if they are gluons (thus tantamount to assuming dominance by $g + g$ scattering), and we shall only calculate identical pions on the two sides. The di-pion distribution for particle with p_b on the away side is thus

$$\begin{aligned} \frac{dN_{\pi\pi}}{p_t p_b dp_t dp_b} &= \frac{1}{(p_t p_b)^2} \sum_i \int \frac{dq}{q} \frac{dq'}{q'} F_i'(q, q') \\ &\times \left[\widehat{\text{TS}}(q, p_t) + \frac{p_t}{q} D_i^\pi \left(\frac{p_t}{q} \right) \right] \\ &\times \left[\widehat{\text{TS}}(q', p_b) + \frac{p_b}{q'} D_{i'}^\pi \left(\frac{p_b}{q'} \right) \right]. \end{aligned} \quad (23)$$

Carrying out the integration over k yields

$$\begin{aligned} \frac{dN_{\pi\pi}}{p_t p_b dp_t dp_b} &= \frac{e^{\beta L}}{2\beta L p_t^2 p_b^2} \sum_i \int_{p_t} dq \int_{q_0}^{qe^{\beta L}} dq' f_i(\sqrt{qq'e^{\beta L}}) \\ &\times \left[\widehat{\text{TS}}(q, p_t) + \frac{p_t}{q} D_i^\pi \left(\frac{p_t}{q} \right) \right] \\ &\times \left[\widehat{\text{TS}}(q', p_b) + \frac{p_b}{q'} D_{i'}^\pi \left(\frac{p_b}{q'} \right) \right], \end{aligned} \quad (24)$$

where $q_0 = \text{Max}(qe^{-\beta L}, p_b)$.

We note that the limits of integration of q' in Eq. (24) reveal the medium effect in the following sense. If the hard scattering occurs at the near-side surface, then the recoil parton (having $k' = k = q$) must travel a distance L to emerge on the away side with momentum $q' = q_0' = qe^{-\beta L}$. On the other hand, if the hard scattering occurs at the away-side surface, then q must be $ke^{-\beta L}$, so $q' = k = qe^{\beta L}$. Thus the integration over q' reflects the integration over all points t in the medium where the hard parton is created.

The away-side yield per trigger is, analogous to Eq. (21),

$$\begin{aligned} Y_{\pi\pi}^{\text{away}}(p_t, p_b) &= \frac{1}{N_{\text{trig}}} \frac{dN_{\pi\pi}}{p_b dp_b}(p_t, p_b) \\ &= \int_{\Delta p_t} dp_t \frac{dN_{\pi\pi}}{p_b dp_t dp_b} \Big/ \int_{\Delta p_t} dp_t \frac{dN_\pi}{dp_t}. \end{aligned} \quad (25)$$

In our calculation we can, of course, take the theoretical limit $\Delta p_t \rightarrow 0$.

III. MODEL INPUTS

We list here all the inputs to the model that we use to perform our calculation. They are all taken from previous work without

any parameters to adjust, except for βL , which is introduced here in lieu of an average suppression factor used earlier.

The hard-scattered parton distribution $f_i(k)$ is taken from Ref. [33], which uses the parametrization

$$f_i(k) = K \frac{A}{(1 + k/B)^a}, \quad (26)$$

with $K = 2.5$ and the parameters A , B , and a tabulated for each parton type i and for Au+Au collisions at RHIC with shadowing taken into account. The sum \sum_i will be performed over $i = g, u, d, s, \bar{u}, \bar{d}, \bar{s}$. For the thermal partons, the values of C and T in Eq. (5) for 0–10% centrality are [22]

$$C = 23.2 \text{ GeV}^{-1}, \quad T = 0.317 \text{ GeV}. \quad (27)$$

Their centrality dependence are given in Ref. [24]. The shower parton distributions are described in Refs. [22,34]. For z in $S_i^j(z)$ very small, the distributions are not reliable, so we cut off the low- p_T contribution to the TS component by a factor of $1 - \exp(-0.5 p_T)$, which has no effect on our result for intermediate and high p_T . For the fragmentation function $D(z)$, we use the parametrization in Ref. [35], from which the shower parton distributions were derived [34]. Since we now consider higher p_T than before, the Q^2 dependence of $D(z, Q^2)$ will be included by setting $Q^2 = p_T^2$.

With these inputs specified there are no more free parameters to adjust, except the suppression factor quantified by βL , which will be determined below by fitting the overall single-pion inclusive distribution. The properties of the dihadron correlations on both the near and away sides can then be calculated without unknown parameters.

IV. NEAR-SIDE CORRELATION AND TRIGGER BIAS

We first calculate the pion inclusive distribution using Eq. (18) and compare the result to the data in Fig. 2. What we have calculated is $dN_\pi/p_T dp_T$ at midrapidity averaged over all ϕ , while the data are for $dN_{\pi^0}/2\pi p_T dp_T$ integrated over all ϕ [36], both for 0–10% centrality in the Au+Au collision at $\sqrt{s} = 200$ GeV. The value

$$\beta L = 2.9 \quad (28)$$

has been used to fit the data for $2 < p_T < 13$ GeV/c. Since the suppression factor involving βL enters Eq. (18) only through $F_i(q)$ given in Eq. (13), the excellent fit in Fig. 2 over such a

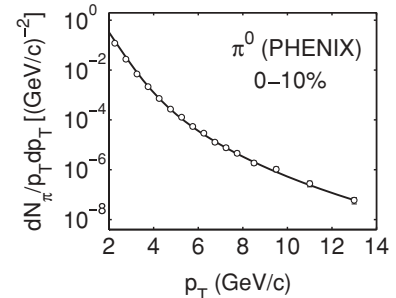


FIG. 2. Inclusive distribution of π^0 as calculated from Eq. (18). The data are from Ref. [36].

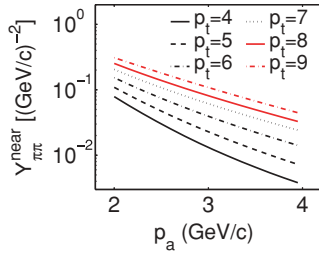


FIG. 3. (Color online) Distribution of associated pion (p_a) in the near-side jet for six values of pion trigger momentum (p_t) in GeV/c.

wide range of p_T requires a high degree of coordination among the three components of recombination, and therefore is not a trivial result from varying one quantity, βL . The agreement with data confirms the soundness of the model for the range of p_T considered.

Using βL given in Eq. (28), we can now calculate the dihadron correlation on the near side for the trigger momentum at $p_t > 4$ GeV/c and an associated particle in the jet with momentum in the range $2 < p_a < 4$ GeV/c. We use Eq. (19) to study the $\pi\pi$ correlation without TT recombination, which we have assigned to the ridge. The result for the yield per trigger is shown in Fig. 3 for six values of p_t . It is evident that the p_a spectrum becomes slightly harder, as p_t increases. The effective inverse slope T_a determined in the range $2 < p_a < 4$ GeV/c is shown in Fig. 4. The data in that figure are from Refs. [6,7] for all charged hadrons. Although our result is for pions only, we expect that the contributions from the other charged hadrons are not as important in the jet as they are in the ridge. Thus the general agreement of our result with the data may be regarded as supportive of our description of the physics that generates the dihadron correlation.

The results obtained so far average over all possible points of hard scattering, as indicated by the integration over t in Eq. (7). However, we know that with $\beta L = 2.9$ the contributions from the points on the far side of the medium are more suppressed than those from the nearer points. That is the trigger bias in heavy-ion collision. We can quantify that effect by calculating the average of $\exp(-\beta t)$. Such an averaging process is feasible by using Eqs. (7) and (18), where we insert $\exp(-\beta t)$ into Eq. (7) before integration over t . It is not necessary to know β separately from βL because of the structure of $G(q, k, t)$ that demands $e^{-\beta t} = q/k$. With the near-side suppression factor defined as

$$\Gamma_{\text{near}}(p_T) = \langle e^{-\beta t} \rangle, \quad (29)$$

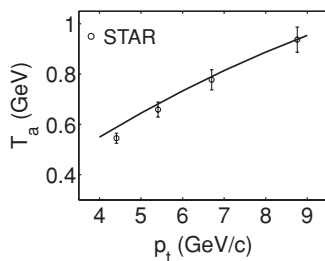


FIG. 4. Inverse slope of associated pion in near-side jet. Data are from Refs. [6,7] determined from $2 < p_t^{\text{assoc}} < 4$ GeV/c.

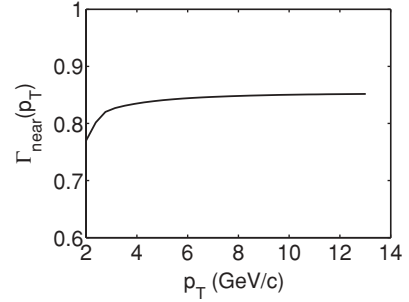


FIG. 5. Near-side suppression factor for which the value of 1 means no suppression. The averaging is done over single-particle distribution of pion momentum p_T .

which is also $\langle q/k \rangle$, we show our calculated result in Fig. 5. Evidently, it saturates at 0.85. Thus on average only 15% of the parton energy is lost to the medium when p_T is high, but more is lost at lower p_T . This result is roughly independent of the medium size L and is a feature of the trigger bias. That is, if the point of origin is allowed to vary, the detected hadrons are predominantly due to partons created near the surface and losing only a small fraction of the energy.

In Fig. 6 we show both $\langle k \rangle$ and $\langle q \rangle$ as functions of p_T . Their ratio $\langle q \rangle / \langle k \rangle$ is not exactly $\langle q/k \rangle$. The two lines provide insight into how hard the hard scattering has to be to give rise to a pion at p_T . Note that $\langle k \rangle$ is approximately $2p_T$ throughout the range, while $\langle q \rangle \approx 1.6p_T$ for $p_T > 3$ GeV/c where both TS and SS components of recombination are important. Since $\langle \exp(-\beta t) \rangle \neq \exp(-\beta t)$, we have calculated $\langle \beta t \rangle$ as shown in Fig. 7. It is an estimate of $\Delta E/E$ according to Eq. (9), although TS recombination renders the connection with parton energy loss imprecise. For $p_T > 4$ GeV/c, the average $\langle \beta t \rangle$ is between 0.18 and 0.2. That is to be compared with $\beta L = 2.9$, implying $\langle t \rangle / L \approx 0.065$. Thus the result suggests that the thickness of the layer near the surface where hard partons are created is roughly 13% of L . That is a quantitative statement about the trigger bias to the extent that we can calculate it without taking into account such details as nuclear geometry, tangential jets, etc.

V. AWAY-SIDE CORRELATION AND ANTITRIGGER BIAS

As we consider the correlation between jets on opposite sides, we first fix $\beta L = 2.9$, which corresponds to a slab of

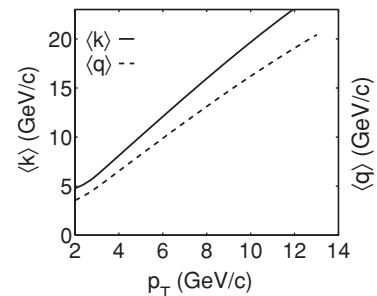
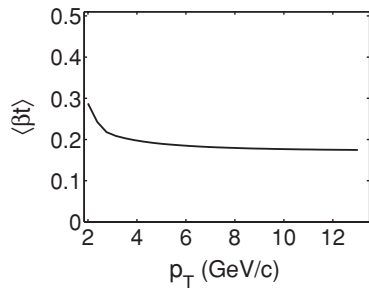


FIG. 6. Average values of parton momenta k (at point of hard scattering) and q (at the near-side surface) for pions detected at p_T .


 FIG. 7. Average value of βt as a function of pion momentum p_T .

nuclear medium with fixed thickness. That is not a realistic nuclear medium, whose thickness depends on the transverse distance from the center. The value of βL determined in Eq. (28) corresponds to the effective thickness in fitting the single-particle distribution shown in Fig. 2. Because of trigger bias, the correlation between particles on the same side is mostly independent of that thickness, as we have seen in the preceding section. Now, as we go to dijet correlation on the two sides, it makes a big difference whether the medium has varying thickness. To illuminate the nature of the away-side correlation and antitrigger bias, we first consider in this section the simplest scenario of fixed thickness. After becoming familiar with the issues involved, we then extend our study to the case of a realistic nuclear medium in the next section.

For the away-side yield per trigger, we use Eqs. (24) and (25) to calculate $Y_{\pi\pi}^{\text{away}}(p_t, p_b)$ as functions of p_b for six values of p_t . The results are shown in Fig. 8. As with the near-side yield, the away-side per-trigger yield increases with p_t , not simply because the corresponding hard parton k is forced to be, higher, but also because the number of triggers is lower. However, the spectrum does not become harder at larger p_t , for a reason to be discussed later. Figure 9 shows the inverse slope T_b determined in the range $2 < p_b < 4$ GeV/c, exhibiting only a mild decrease of $\sim 10\%$ over the range of p_t . Since it is a property of the jet yield, there are no suitable data to compare with our result. PHENIX has extensive data on dihadron correlation [4]; however, on the away side the division between head and shoulder regions is done in terms of cuts in $\Delta\phi$, with the consequence that a direct relationship between the yield in the head region and the jet yield calculated here cannot easily be established. Data on inclusive γ have been analyzed for correlated hadrons, using a Gaussian description for punch-through jets on the away side [37], but no p_T distribution has been shown.

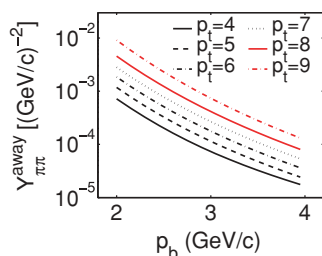
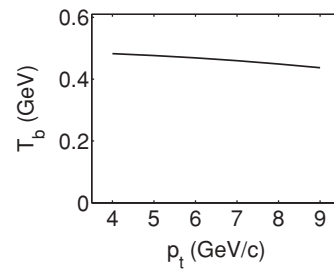

 FIG. 8. (Color online) Distribution of associated pion (p_b) in the away-side jet for six values of pion trigger momentum (p_t) in GeV/c.


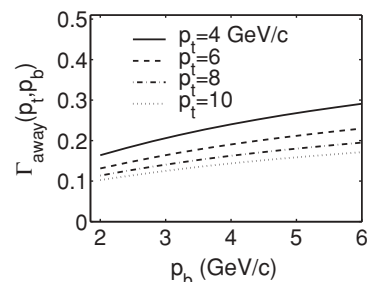
FIG. 9. Inverse slope of associated pion in away-side jet.

To learn about the medium effect on the away-side jet, we study the suppression factor defined as

$$\Gamma_{\text{away}}(p_t, p_b) = \langle \exp[-\beta(L - t)] \rangle. \quad (30)$$

It should be recognized that whereas $\Gamma_{\text{near}}(p_T)$ involves an average over the single-particle distribution, $\Gamma_{\text{away}}(p_t, p_b)$ requires for the averaging process the opposite-side dihadron correlation that depends on p_t and p_b . Our results are shown in Fig. 10 as functions of p_b for four values of p_t . As expected, the suppression is far more severe on the away side than on the near side. The higher the trigger momentum p_t , the closer is the hard-scattering point to the surface on the near side due to trigger bias, and we see that the more severe is the suppression on the away side. That is a property of antitrigger bias because of the longer path length that the recoil parton must travel in the medium. Whereas $\Gamma_{\text{near}}(p_T)$ increases with p_T , here $\Gamma_{\text{away}}(p_t, p_b)$ decreases with p_t , but increases with p_b for a fixed p_t . That is because higher p_b requires higher hard-parton k or shorter $L - t$. Fixing p_t does not fix k , as the value of $\langle k \rangle$ in Fig. 6 is determined without any extra condition. Now, with higher p_b , k must be higher, as well as t must be larger, resulting in increasing $\langle \exp[-\beta(L - t)] \rangle$. In other words, the condition of higher p_b favors the hard-scattering points closer to the away-side jet to reduce suppression.

In a hard-scattering process, the two outgoing hard partons have equal and opposite momenta, if we ignore the transverse momenta k_T of the initial partons. However, the averages of the two hard parton momenta may differ, depending on what observables are held fixed. That is, if k' is the recoil momentum, opposite to k that generates the trigger, we have $k' = k$ event-by-event, but $\langle k' \rangle(p_t, p_b)$ may well be different from $\langle k \rangle(p_T)$. We have seen how $\langle k \rangle(p_T)$ depends on p_T in Fig. 6. We now show in Fig. 11 the dependence of $\langle k' \rangle(p_t, p_b)$


 FIG. 10. Away-side suppression factor determined by averaging over opposite-side $\pi\pi$ correlation function with trigger momentum at p_t , and associated-particle momentum at p_b .

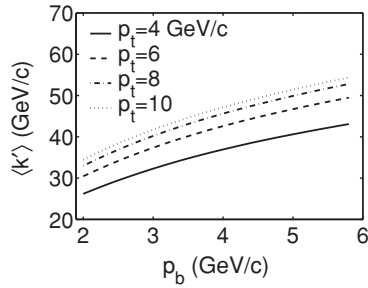


FIG. 11. Average value of recoil parton momentum k' for various values of trigger p_t and associated-particle p_b in the away-side jet.

on p_b for four values of p_t . Evidently, $\langle k' \rangle$ is much larger than $\langle k \rangle$ for all values of p_b and p_t . This is the essence of antitrigger bias. The condition of having a hadron on the away side among the triggered events gives higher weight to the larger k' processes in the averaging. That is why $\langle k' \rangle$ increases with both p_t and p_b .

As p_b increases, $\langle k' \rangle$ must increase in order to provide enough $\langle q' \rangle$ that can accommodate the larger p_b . Figure 12 shows $\langle q' \rangle(p_t, p_b)$, which exhibits a mild dependence on p_t , but rises almost linearly with p_b above 3 GeV/c as $\sim(1.5-2)p_b$. That dependence on p_b is roughly the same as the dependence of $\langle q \rangle$ on p_T shown in Fig. 6, as it should, since the hadronization processes are similar. The weak dependence on p_t implies that as p_t is increased, the point of hard scattering is pulled to the near side at the same time as the scattered-parton momentum k is increased (see Fig. 6), so their opposite effects on the away side q' are nearly canceled. With $\langle q' \rangle$ not changing much in the range of p_t probed, the jet yield on the away side remains roughly the same, but the per-trigger yield increases as a result of the decrease of the number of triggers at higher p_t ; that property of $Y_{\pi\pi}^{\text{away}}(p_t, p_b)$ is shown in Fig. 8. Since $\langle q' \rangle$ is insensitive to p_t , the shape of the p_b distribution should therefore also be insensitive to p_t , and that is confirmed by the property of T_b in Fig. 9.

The values of $\langle q' \rangle$ are smaller than $\langle k' \rangle$ because of the longer path length for the recoil parton to reach the away side. We have already a hint of that in Fig. 10, since $\Gamma_{\text{away}}(p_t, p_b)$ is also $\langle q' / k' \rangle(p_t, p_b)$, owing to the δ function in $G(q', k', L - t)$, despite the fact that $\langle q' / k' \rangle \neq \langle q' \rangle / \langle k' \rangle$

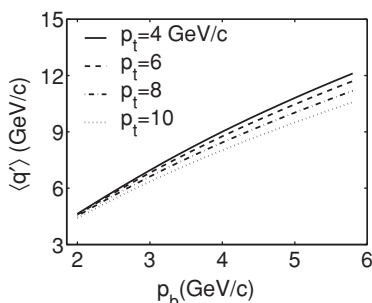


FIG. 12. Average value of parton momentum at the away-side surface for trigger momentum p_t and associated particle momentum p_b .

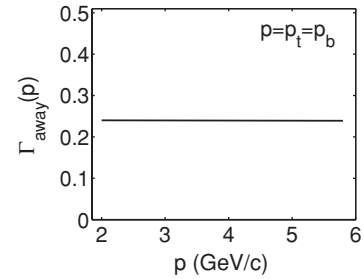


FIG. 13. Away-side suppression factor for symmetric momenta on the two sides: $p = p_t = p_b$.

exactly. Nevertheless, at $p_t = p_b = 4$ GeV/c, both $\langle q' \rangle / \langle k' \rangle$ and $\langle q' / k' \rangle$ are approximately 0.24.

Let us now make a more careful comparison between $\langle q \rangle$ and $\langle k' \rangle$, bearing in mind the difference in the probability distributions used in the averaging of k and k' . If we set p_T in Fig. 6 to p_t in Fig. 11 and consider $p_b = p_t$ in the latter, then we find $\langle k' \rangle = 4.7\langle k \rangle$ for $p_T = p_t = p_b = 4$ GeV/c (dropping to $4.2\langle k \rangle$ at $p_t = 6$ GeV/c). Thus the condition of having an associated particle on the away side with equal momentum as the trigger eliminates the trigger bias and raises $\langle k' \rangle$ to approximately $9p_t$. The implication is that the average location of the hard-scattering point is in the middle of the medium (because of the symmetry of the two sides), and a large fraction of the parton energy is lost before exiting on either side. That fraction is 76%, as we learned from $\langle q' \rangle / \langle k' \rangle$ above.

There are properties of the suppression factor that are noteworthy at the symmetry point $p_t = p_b$. We see in Fig. 10 that $\Gamma_{\text{away}}(p_t, p_b)$ appears to be constant when $p_t = p_b$ is changed from 4 to 6 GeV/c. Let us then define

$$\Gamma(p) = \Gamma_{\text{away}}(p_t, p_b), \quad p = p_t = p_b, \quad (31)$$

and calculate its p dependence. The result is shown in Fig. 13. It is indeed constant with the value $\Gamma(p) = 0.24$. As we have stated above, it follows from the δ function in $G(q', k', L - t)$ that $\Gamma_{\text{away}}(p_t, p_b) = \langle q' / k' \rangle(p_t, p_b)$. Thus for $p_t = p_b$, we have

$$\Gamma(p) = \langle q' / k' \rangle = \langle q / k \rangle = e^{-\beta L / 2}, \quad (32)$$

the last equality being the consequence of identifying Eqs. (29) and (30) at the symmetry point. Putting $\beta L = 2.9$ in Eq. (32), one finds that $\Gamma(p) = 0.235$, which is essentially the value 0.24 determined in Fig. 13. Thus we have consistency.

It is also of interest to compare $\langle q \rangle$ and $\langle q' \rangle$ for correlated particles on both sides. The result on $\langle q' \rangle / \langle q \rangle$ is shown in Fig. 14. Note that the ratio is unity at the symmetry points $p_t = p_b$ at 4 and 6 GeV/c. For fixed p_t , the ratio increases with p_b , and, of course, for fixed p_b it decreases with p_t , since the inverse ratio, $\langle q \rangle / \langle q' \rangle$, should increase. This feature essentially describes how the hard-scattering point moves from one side of the midpoint to the other side, as p_b is changed from below p_t to above p_t . That is clearly a consequence of the counteracting effects of trigger and antitrigger biases.

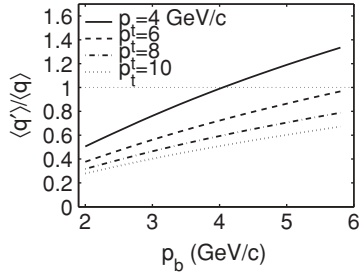


FIG. 14. Ratio $\langle q' \rangle / \langle q \rangle$ as a function of p_t and p_b . It has the value 1 at $p_t = p_b$, shown explicitly at 4 and 6 GeV/c.

VI. CENTRALITY DEPENDENCE

In the preceding section, we studied the properties of dihadron correlation on opposite sides for a nuclear slab of fixed $\beta L = 2.9$, which is the average value of the quenching parameter in central collision. Before considering other centralities, we must first establish a scheme to treat the realistic nuclear medium that has varying transverse width even for a fixed centrality, depending on the section of the overlap that the hard parton traverses. As a start we can formally treat βL as a variable and study how the yield depends on it.

Let us define the per-trigger yield at the symmetry point as

$$Y(p, \xi) = Y_{\pi\pi}^{\text{away}}(p_t, p_b, \beta L), \quad (33)$$

where $p = p_t = p_b$ and $\xi = \beta L$ now treated as a variable. Using Eqs. (24) and (25), we can calculate $Y(p, \xi)$ with the results shown in Figs. 15(a) and 15(b) for fixed ξ and p , respectively. The decrease with p for fixed ξ is more gentle than in Fig. 8 for unsymmetrical p_t and p_b . The decrease with ξ for fixed p is exponential for $\xi > 0.5$, approximately as $e^{-3.8\xi}$, which is roughly what one expects from the βL dependence that one sees in Eq. (24), remembering that $f_i(k)$ behaves in a power law as indicated in Eq. (26) with $a \sim 7.7$ – 8.7 . What we gain from Fig. 15 is a quantification of the picture that we already have in the increase of yield when the thickness of the nuclear medium is decreased. A corollary to that picture is that the hard parton momentum k' need not be much larger than p , when ξ is smaller. That is shown in Fig. 16, where $\langle k' \rangle$ decreases by nearly a factor of 3 when ξ is decreased from 3 to 0.5.

The above consideration is merely a preview of what to anticipate when we treat the medium realistically and change the centrality. What we need first is a distribution of ξ for a fixed centrality. Since the quenching characteristic is involved in βL ,

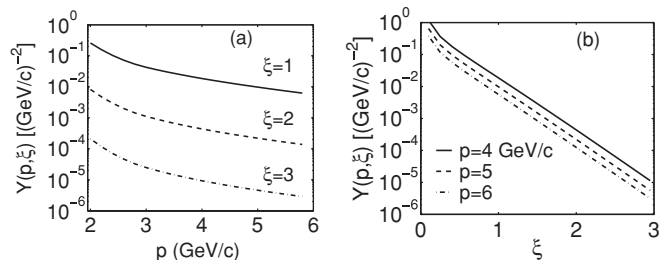


FIG. 15. Yield per trigger at the symmetry point $p = p_t = p_b$ for (a) fixed ξ and (b) fixed p .

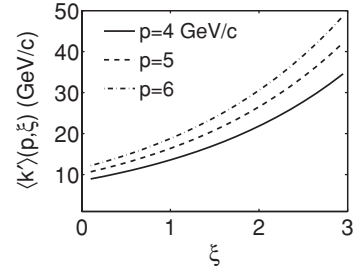


FIG. 16. Average value of recoil parton momentum as a function of p and ξ .

it is not just a geometrical problem of determining the path length in the elliptic overlap. The quenching effect depends on the local nuclear density and the location and orientation of the parton trajectory, so ξ is a measure of the dynamical path length. Obviously, it is a very complicated problem for which no reliable solution is known. We shall approach it by first determining the average βL for single-particle inclusive distribution at each centrality c , as we have done in Fig. 2 for 0–10% centrality. We use c to denote the % centrality so that $c = 0.1$ means 10% centrality, for example. We then construct a probability distribution $P(\xi, c)$ such that the average $\bar{\xi}(c)$ can fit the average βL as a function of c . With $P(\xi, c)$ at hand, it is then possible to calculate the yield per trigger for any centrality.

We start by revisiting Sec. IV and the beginning of Sec. V, but now consider all centralities c . For thermal partons, the values of C and T in Eq. (4) as functions of c are given in Ref. [24]. For hard partons, $f_i(k)$ is scaled by N_{coll} . We use Eq. (18) to calculate the single-pion p_T distribution and obtain a good fit of the data, shown in Fig. 17, by adjusting $\beta L(c)$ at each c . The data are from PHENIX [36] for $c = 0.05, 0.15, \dots, 0.86$ at intervals of 0.1. The fits are remarkably good for all centralities. The resulting $\beta L(c)$ are shown by the solid dots in Fig. 18, which will serve as the key link between the centrality dependence of realistic nuclear collisions and the modeling of the quenching probability $P(\xi, c)$ at each c .

With the aim of fitting $\beta L(c)$ in mind, it is sufficient to use a simple form for $P(\xi, c)$ that contains the basic features of noncentral collisions, namely, at any fixed c , $P(\xi, c)$ should have a maximum between the two ends of ξ , with the location

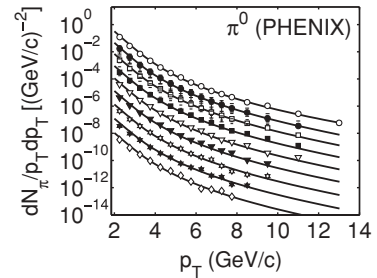


FIG. 17. Inclusive distribution of π^0 for all centralities ranging from 0–10% (top) to 80–92% (bottom) in 10% steps, each displaced by a factor of 0.2. The data are from Ref. [36]. The curves are calculated by using Eq. (18) with $\beta L(c)$ adjusted to fit and shown as dots in Fig. 18.

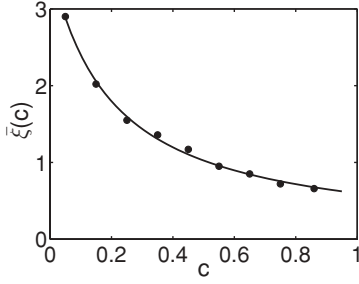


FIG. 18. The dots are the values of $\beta L(c)$ used to fit the inclusive distributions in Fig. 17. The solid line is the average $\bar{\xi}(c)$ from the ξ distribution $P(\xi, c)$ given in Eq. (34).

of the maximum decreasing with increasing c . We adopt the form

$$P(\xi, c) = N\xi(\xi_0 - \xi)^{\alpha c}, \quad (34)$$

where N normalizes the total probability to unity, and ξ_0 and α are two parameters. We find that with

$$\xi_0 = 5.42, \quad \alpha = 15.2, \quad (35)$$

we get the average $\bar{\xi}(c)$ that fits $\beta L(c)$ very well, as shown by the solid line in Fig. 18. The distribution $P(\xi, c)$ itself, shown in Fig. 19, exhibits the decrease of the maximum with increasing c . In view of the difficulty of deriving $\beta L(c)$ from first principles, let alone $P(\xi, c)$, we regard Eqs. (34) and (35) as being totally satisfactory for the description of how the path-dependent quenching parameter varies among the collisions within each class of centrality.

With $P(\xi, c)$ thus obtained, we can now return to the per-trigger yield $Y(p, \xi)$ at the symmetry point defined in Eq. (33). To determine the yield at a fixed centrality, it is not simply a matter of averaging $Y(p, \xi)$ over all ξ , using $P(\xi, c)$ as the weighting factor at each ξ . The $Y(p, \xi)$ shown in Fig. 15 is obtained for centrality being held at $c = 0.05$, while ξ is varied. We must redo the calculation for $Y_{\pi\pi}^{\text{away}}(p_t, p_b)$ using Eqs. (24) and (25), but now include also the dependencies of C , T , and $f_i(k)$ on c , discussed above. That is, we define

$$\frac{dN_{\pi}(c)}{p_t dp_t} = \int d\xi P(\xi, c) \frac{dN_{\pi}(c, \xi)}{p_t dp_t}, \quad (36)$$

$$\frac{dN_{\pi\pi}(c)}{p_t p_b dp_t dp_b} = \int d\xi P(\xi, c) \frac{dN_{\pi\pi}(c, \xi)}{p_t p_b dp_t dp_b}, \quad (37)$$

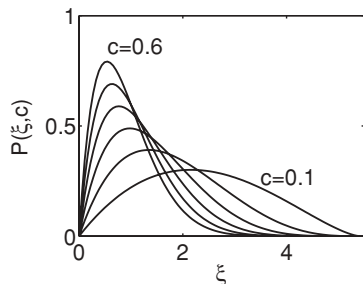


FIG. 19. Distribution of the dynamical path length ξ for six values of centrality c in steps of 0.1.

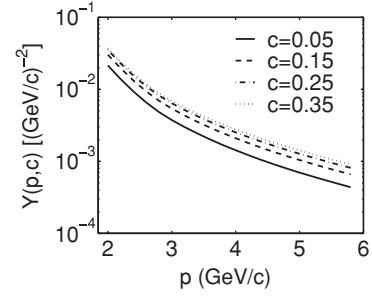


FIG. 20. Yield per trigger at the symmetric point $p = p_t = p_b$ for four values of centrality.

$$Y_{\pi\pi}^{\text{away}}(p_t, p_b, c) = \frac{dN_{\pi\pi}(c)}{p_t p_b dp_t dp_b} \bigg/ \frac{dN_{\pi}(c)}{p_t dp_t}, \quad (38)$$

and calculate

$$Y(p, c) = Y_{\pi\pi}^{\text{away}}(p = p_t = p_b, c). \quad (39)$$

The results are shown in Fig. 20 for four centralities. Note that the dependence on c is not as drastic as the dependence of $Y(p, \xi)$ on ξ in Fig. 15(a), which shows the dominance of $\xi = 1$ over $\xi = 3$, so upon averaging over ξ at each c , the small ξ contribution is always more important at any c . The per-trigger yield rises with c because of reduced medium suppression. The p dependence appears to be universal.

Related to the mild dependence on c in Fig. 20, we can investigate the properties of $\langle k' \rangle$. Recall from Fig. 11 that for fixed $\beta L = 2.9$, $\langle k' \rangle$ is much larger than p_t or p_b , the phenomenon referred to as a feature of antitrigger bias. We have also seen that at the symmetry point $p = p_t = p_b$ the values of $\langle k' \rangle(p, \xi)$ decrease significantly at lower ξ , shown in Fig. 16. To calculate $\langle k' \rangle(p, c)$ for different c , we again cannot simply average $\langle k' \rangle(p, \xi)$ over ξ using $P(\xi, c)$ as weight, since the normalization factor of $\langle k' \rangle(p, \xi)$ must also be averaged over ξ separately. The result for $\langle k' \rangle(p, c)$, shown in Fig. 21, exhibits essentially no dependence on c . The magnitude is approximately $2.5 p$, which is much lower than $\langle k' \rangle(p, \xi)$ in Fig. 16 and more like the near-side $\langle k \rangle(p_T)$ in Fig. 6. Furthermore, $\langle q' \rangle(p, c)$ can also be calculated in the same manner with similar results shown in Fig. 22. The small difference is that whereas $\langle k' \rangle(p, c)$ decreases slightly with c , $\langle q' \rangle(p, c)$ increases imperceptibly. The ratio $\langle q' \rangle / \langle k' \rangle$ is seen in Fig. 23 to be nearly constant at around 0.8, increasing

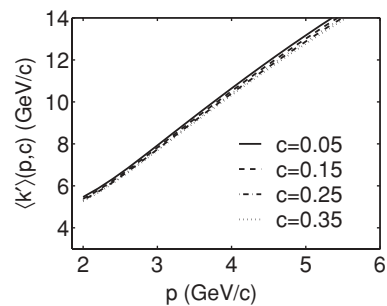


FIG. 21. Average value of the initial hard parton momentum directed at the away side for hadron momenta $p = p_t = p_b$ for four values of centrality.

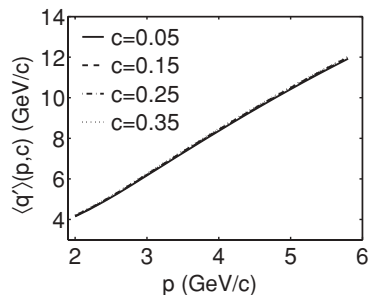


FIG. 22. Average value of the parton momentum at the away-side surface for hadron momenta $p = p_t = p_b$ for four values of centrality.

about 4% when c changes from 0.05 to 0.35. The value of that ratio is roughly the same as the value of $\Gamma_{\text{near}}(p_T)$ at comparable p_T in Fig. 5, which corresponds to $\langle q/k \rangle$ on the near side without the requirement of a recoil jet. Thus the medium degrades the parton momentum from k' to q' on the away side by about the same degree as from k to q on the near side, and the degree of suppression is essentially independent of centrality. The inescapable conclusion is then that when symmetric back-to-back hadron momenta ($p_t = p_b$) are required, the dijets that give rise to them are due to hard partons created very near the surface on both sides so that they suffer minimal energy loss as they propagate in opposite directions through the rim of the nuclear medium. That means they must be tangential jets. This is a remarkable result that emerges from the calculation and is consistent with the dijet+1 correlation data [38] in which no ridge is found and whose $N_{\text{part}}^{2/3}$ dependence suggests that they are generated near the surface, i.e., tangential jets.

VII. YIELDS AT UNEQUAL TRIGGER AND ASSOCIATED PARTICLE MOMENTA

Having studied in the previous section the behavior of the yield at the symmetry point $p = p_t = p_b$ at different centralities, we can finally investigate the properties at asymmetric points and appreciate the significance of small variations. We first consider the per-trigger yield of an associated particle on the near side at centrality c . The basic formula is as in Eq. (21), except that both the numerator and denominator must be averaged over $P(\xi, c)$ separately, similar to Eqs. (36)–(38). The centrality dependence of the result is

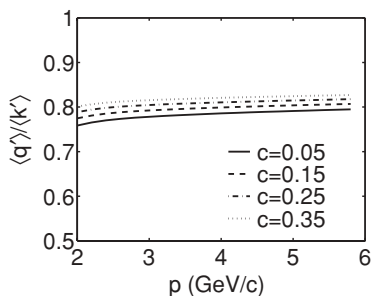


FIG. 23. Ratio $\langle q' \rangle / \langle k' \rangle$ at the symmetry point $p = p_t = p_b$ for four values of centrality.

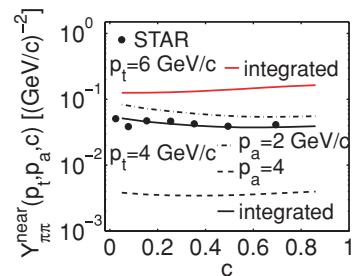


FIG. 24. (Color online) Yield per trigger in the near-side jet as functions of centrality c for $p_t = 4$ GeV/c in black lines and $p_t = 6$ GeV/c in red line. Dash-dotted line is for $p_a = 2$ GeV/c and dashed line for $p_a = 4$ GeV/c. The solid lines are for the yields integrated over p_a from 2 to 4 GeV/c. The data are from Ref. [39] for $3 < p_T^{\text{trig}} < 4$ GeV/c and $p_T^{\text{assoc}} > 2$ GeV/c.

shown in Fig. 24 for $p_t = 4$ and 6 GeV/c and $p_a = 2$ and 4 GeV/c. The near-side yield is nearly constant in c and decreases with p_a for a fixed p_t , but it increases with p_t for a fixed p_a . The solid lines in that figure represent the integrated results for $2 < p_a < 4$ GeV/c. The data in Fig. 24 are for $3 < p_T^{\text{trig}} < 4$ GeV/c and $p_T^{\text{assoc}} > 2$ GeV/c [39]. The agreement between our result and the data is remarkably good both in magnitude and in c dependence. The magnitude of the integrated yield is sensitively dependent on the lower limit of integration in p_a , so other data on centrality dependence with different lower limits, such as in Refs. [40,41], cannot be compared with the black line in Fig. 24, although the rough insensitivity to N_{part} is seen irrespective of the cut in p_T^{assoc} . The approximate independence on centrality is a manifestation of the trigger bias, as we have already noted in Sec. IV that the hard-scattering point is in a layer roughly 13% of L inside the near-side surface and is insensitive to how large the main body of the medium is. However, the thermal and shower partons have different dependencies on c and the decrease of the TS recombination with increasing c cancels the increase of the SS recombination with c so that their sum results in approximate independence of c .

To see the dependence on p_a for fixed p_t , we show the yield in Fig. 25 for two representative values of c at 0.05 and 0.35. These distributions are very similar to $Y_{\pi\pi}^{\text{near}}$ in Fig. 3, which is the yield for fixed $\beta L = 2.9$. Thus the result is the same whether we fix c or βL . The inverse slope T_a

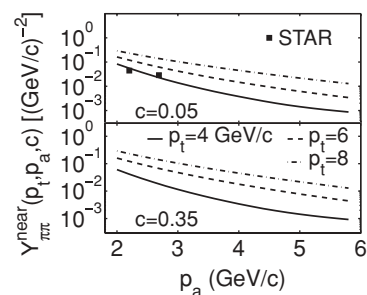


FIG. 25. Yield per trigger in the near-side jet as function of p_a for two values of c and three values of p_t . Data points are from Ref. [41]; see text for details.

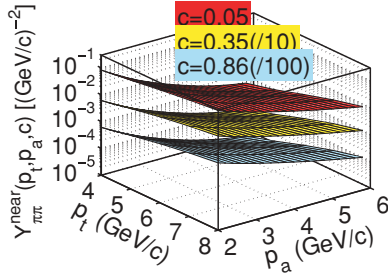


FIG. 26. (Color online) Three-dimensional plot of $Y_{\pi\pi}^{\text{near}}(p_t, p_a, c)$ for $c = 0.05$ (top plot), $c = 0.35$ (middle) lowered by a factor of 10^{-1} , and $c = 0.86$ (bottom) lowered by 10^{-2} .

is therefore essentially what is shown in Fig. 4 already. In Fig. 25, we have included two data points from Ref. [41], where recent results on near-side correlations have been reported. The data for central Au+Au collisions (0–10%) at 200 GeV are given for integrated jet yield per trigger (for $-1 < \Delta\phi < 1$) with $3 < p_T^{\text{trig}} < 6$ GeV/c and $1.5 < p_T^{\text{assoc}} < p_T^{\text{trig}}$. Since our calculation is for per-trigger yield of particles in the near-side jet averaged over all $\Delta\phi$ in the jet, we have divided the data by 2 (the range of $\Delta\phi$) and included only the points at $p_T^{\text{assoc}} > 2$ GeV/c in the upper panel of Fig. 25. Our curve for $p_t = 4$ GeV/c agrees very well with those two data points, which are averaged over the range $3 < p_t < 6$ GeV/c.

An overall view of $Y_{\pi\pi}^{\text{near}}(p_t, p_a, c)$ as a function of both p_t and p_a for three illustrative values of c is shown in Fig. 26. For clarity's sake, we have multiplied the yield for $c = 0.35$ (in yellow) by 10^{-1} and for $c = 0.86$ (in blue) by 10^{-2} . The increase with p_t is perceptible, while the dependence on c is negligible.

For the away-side yield, we use Eq. (38) and obtain the results shown in Fig. 27, where a factor of about 2 increase in the magnitude is seen when c is raised from 0.05 to 0.35. Thus when the nuclear overlap is smaller, it is easier for the recoil jet to reach the away side and to produce a particle at p_b . The shape of the p_b distribution is basically independent of centrality, since the hadronization process does not change with c . Figure 28 shows a three-dimensional plot of $Y_{\pi\pi}^{\text{away}}(p_t, p_b, c)$, again with $c = 0.35$ and $c = 0.86$ lowered by factors of 10^{-1} and 10^{-2} , respectively. The near independence on p_t is evident, while the increase with c is only from 0.05 to 0.35, but not from 0.35 to 0.86.

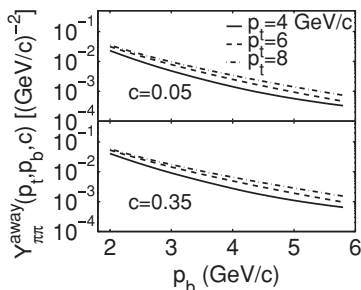


FIG. 27. Yield per trigger in the away-side jet plotted in the same format as in Fig. 25 with p_a replaced by p_b .

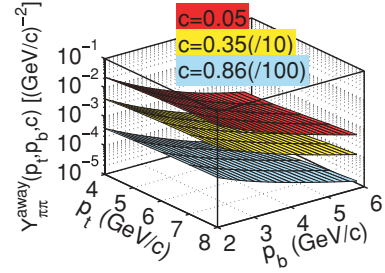


FIG. 28. (Color online) Same as Fig. 26, but for $Y_{\pi\pi}^{\text{away}}(p_t, p_b, c)$.

For fixed c and varying combinations of p_t and p_b , we can determine a quantitative measure of the antitrigger bias by calculating the average $\langle\beta t'\rangle$, where t' denotes the distance from the hard-scattering point to the away-side surface. In the calculation, we identify $\beta t'$ with $\ln(k/q')$ by virtue of $G(q', k, L - t)$ in Eq. (22). Figure 29 shows the results for $c = 0.05$ and 0.35. For fixed p_t , $\langle\beta t'\rangle$ decreases with increasing p_b as the scattering point is pulled closer to the away side. For fixed p_b , that point moves closer to the near side, as p_t increases, thus increasing $\langle\beta t'\rangle$. The whole set of curves are lower at higher c . Thus Fig. 29 provides a good description of the antitrigger bias. Note that the magnitude of $\langle\beta t'\rangle$ is not large, less than 0.5 even for $c = 0.05$. It is much smaller than the value $\beta L = 2.9$ in Eq. (28), which is for the single-particle inclusive distribution. Again, we see that when a particle on the away side is required, the scattering point cannot be too far from the surface of the away side. At $p_t = p_b = 4$ GeV/c, we have $\langle\beta t'\rangle \approx 0.2$ for both values of c . That is just the value of $\langle\beta t\rangle$ at $p_T = 4$ GeV/c in Fig. 7, consistent with the scattering point being midway between the two sides. As we have learned from the preceding section, when $p_t = p_b$ the two jets produced are tangential jets near the rim of the overlap. As p_t is increased, the scattering point can be embedded deeper in the interior, so $\langle\beta t'\rangle$ increases, but not by very much.

We can also present a more explicit description of the antitrigger bias in terms of parton momenta. We show in Fig. 30 the average momentum $\langle k'\rangle(p_t, p_b, c)$ of the hard parton directed away from the trigger as a function of p_b for fixed c and p_t . The increase with p_b is now much slower than the increases with $p(=p_t=p_b)$ in Fig. 21. The difference between $c = 0.05$ and 0.35 is minor, as in Fig. 21. Focusing on $p_t = 4$ GeV/c, we see that $\langle k'\rangle$ increases from ~ 8

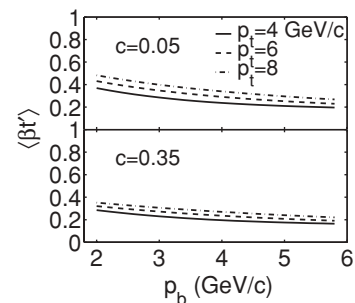


FIG. 29. Average value of $\beta t'$ where t' is the distance between the hard-scattering point and the away-side surface for various values of c , p_t , and p_b .

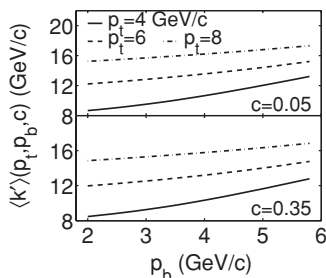


FIG. 30. Average value of the initial hard parton momentum directed at the away side for various hadron momenta p_t and p_b for two values of centrality.

~ 13 GeV/c, as p_b increases from 2 to 6 GeV/c, the magnitude being significantly lower than the corresponding $\langle k' \rangle$ in Fig. 11 for fixed $\beta L = 2.9$. However, compared to $\langle k \rangle$ on the near side in Fig. 6, where $\langle k \rangle \approx 8$ GeV/c at $p_T = 4$ GeV/c, $\langle k' \rangle$ starts from about the same value at low p_b but increasing persistently with p_b , although p_t is fixed. That is, $\langle k' \rangle$ is always greater than $\langle k \rangle$ at fixed c and p_t for one of the following two reasons. If p_b is less than p_t , then the longer path length on the away side due to antitrigger bias leads to higher $\langle k' \rangle$ despite the momentum balance $k' = k$ in every hard-scattering event. If p_b is more than p_t , then clearly the jet momentum on the away side must on average be higher than on the trigger side.

The behavior of $\langle q' \rangle(p_t, p_b, c)$ at the away-side surface, shown in Fig. 31, differs from that in Fig. 22 in the same way that Fig. 30 differs from Fig. 21. Compared with $\langle k' \rangle(p_t, p_b, c)$, the magnitude of $\langle q' \rangle(p_t, p_b, c)$ is, of course, lower, but the p_t and p_b dependencies are similar. More revealing is the ratio $\langle q' \rangle / \langle k' \rangle(p_t, p_b, c)$ in Fig. 32, which shows the effect of energy loss that decreases (difference from unity) with increasing p_b due to the decreasing path length, but increases with increasing p_t due to the increasing path length. The push-and-pull effect of p_t and p_b is now clearly depicted in Figs. 30–32, which could not be shown in Figs. 21–23 where $p = p_t = p_b$.

We have been able to exhibit these characteristics of the medium effects by calculating theoretical quantities, such as $\langle \beta t' \rangle$, $\langle k' \rangle$ and $\langle q' \rangle$, for various values of p_t , p_b and c that are experimentally measurable. Beside the per-trigger yields $Y_{\pi\pi}^{\text{near}}(p_t, p_a, c)$ and $Y_{\pi\pi}^{\text{away}}(p_t, p_b, c)$ that can be directly checked by experiment, it is possible that $\langle q \rangle$ and $\langle q' \rangle$ can indirectly be estimated by studying the total transverse momenta of charged particles in the near- and away-side jets.

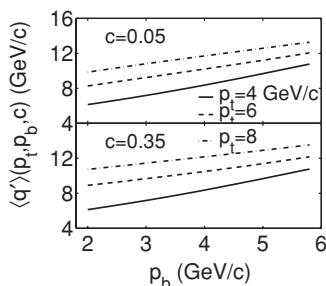


FIG. 31. Average value of the parton momentum at the away-side surface for various p_t , p_b , and c as in Fig. 30.

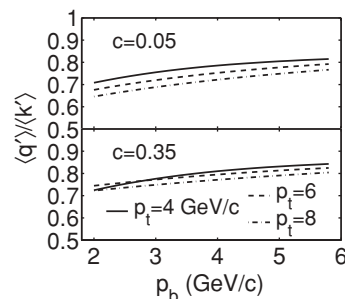


FIG. 32. Ratio $\langle q' \rangle / \langle k' \rangle$ for p_t , p_b , and c as in Figs. 30 and 31.

VIII. CONCLUSION

We have made an exhaustive investigation of the properties of the dihadron correlation in jets produced in heavy-ion collisions. Our treatment is based on a reliable description of hadronization through recombination on the one hand and on a realistic accounting of the medium effect on the other. Only two free parameters were used to specify the distribution of dynamical path length ξ for any centrality, and they were determined by fitting over 100 data points of the π^0 inclusive spectra. All other parameters were fixed by previous work in the recombination model. Thus our study of the hadronic correlation with high- p_T trigger has very little freedom for adjustment, and for that reason we have been able to calculate unambiguously many quantities that reveal the medium effect on partons and the relationship among the momenta of hadrons that they produce. Not all the quantities calculated can be measured, but for those that can be checked by experiments, each encounter with existing data exhibits good agreement. It is therefore reasonable to conclude that the theoretical framework presented here offers a reliable description of one- and two-jet production at RHIC energy.

One outcome of this study is the determination of the probability $P(\xi, c)$ of a hard parton having a dynamical path length ξ in a collision at centrality c , where ξ plays the role of the suppression parameter βL , except that it varies among all possible trajectories and density-dependent energy-loss factors, while βL is the average over all ξ . The behavior of $P(\xi, c)$ exhibited in Fig. 19 for various c may be regarded as the fruit of the program to learn about the medium effect from heavy-ion collisions. Our calculation of the dihadron correlation in jets for each centrality would not have been reliable enough to compare favorably with data as in Figs. 24 and 25, if we did not have $P(\xi, c)$ to link theory with experiment.

Our study has shed light on the trigger and antitrigger biases, which are brief terms, referring to the complex issues involving nuclear geometry and medium suppression, that we have made more precise by examining the average momenta $\langle k \rangle$, $\langle k' \rangle$, $\langle q \rangle$, and $\langle q' \rangle$ under different conditions. The ratios of those quantities reveal the different suppression factors on partons propagating toward the near and away sides. When the trigger momentum and the away-side associated-particle momentum are equal, we have learned, somewhat by surprise, that the yield is dominated by tangential jets, essentially

independent of centrality. Such revealing results await precise verification by experiments.

We have restricted our attention in this paper to the dependence on p_T only and to the range of p_T large enough to leave out the consideration of ridge on the near side and of double humps on the away side. Ridgeology is a separate subject in its own right and is treated elsewhere [27]. Lowering the p_T range would contaminate the trigger with medium partons through thermal-thermal recombination, a situation well within the capability of our formalism to handle but not considered here. Our treatment can also be generalized to include the azimuthal angle ϕ . The dependence of jet production on the trigger angle ϕ_s relative to the reaction plane would be very interesting to study, as has already been initiated in data analysis by STAR [16]. The widths of the jet peaks on the two sides, as well as the possible misalignment of the back-to-back jets, are challenging problems still to be investigated.

A significant qualitative conclusion that can be drawn from the many ways of posing our questions on the medium effect is that it is hard experimentally to probe the interior of the collision zone. The profile of the nuclear overlap is like a small island whose inhabitants may live uniformly throughout the island, but only the ones near the shore can react easily to activities in the sea. The detected trigger jets are produced mainly along the near side, like the coastal inhabitants responding to a call from the sea. If an away-side jet is detected at the same time as the trigger jet, the production point is moved along the rim so that the back-to-back jets are dominantly tangential jets, just as in the analogy where the inhabitants that can respond to calls from both sides are the ones on the coast with unobstructed vision of the two sides. In that sense, partonic jet tomography fails to probe the interior of the medium, since rim production overwhelms any signal arising from the interior in one- and two-jet events. The situation naturally suggests that three-jet events may reach the interior, analogous to the inland dwellers of the island being able to have equal, though harder, access to all points at sea. In e^+e^- annihilation, gluon jets were discovered in events where three jets were produced, each being at nearly equal azimuthal angles from the other two. Similarly, three jets originating from a common point in heavy-ion collision are possible, such

as in the gluonic process $g + g \rightarrow g + g + g$. They are, of course, less abundant than two jets for the dual reason of higher order and enhanced suppression. However, the more serious experimental difficulty is to distinguish the three-jet events from the background consisting of the double-hump structure in the conventional away-side $\Delta\phi$ distribution. The latter is due to TT recombination, if the double humps can be related to the Mach cone, whereas the three-jet event structure is associated with shower partons in each jet. The subject is rich and worthy of attention if the medium interior is to be probed by jet tomography.

Another area of extension from this work is obviously heavy quark physics. In our sum over all parton types i in Eqs. (18), (19), and (23), we have limited it to $g, u, d,$ and s , and their antiquarks. To consider charm quark, for example, we must redo everything from the beginning, including the shower parton distribution and single-hadron (D) spectrum. The basic formalism is, however, the same as we have given here. A new $P(\xi, c)$ would have to be found for heavy quarks, and different possibilities of dijet correlation may reveal different medium effects [42].

Finally, it is worth commenting that dijet correlation will undoubtedly be drastically different at the CERN Large Hadron Collider (LHC), where not only numerous jets with $p_T < 20$ GeV/ c will be created, but also the recombination of shower partons from neighboring jets can totally change the correlation between hadrons [43]. The formalism used in this work will have to be thoroughly revised. Even the notion of jets distinguishable from background will require reexamination. The challenging work ahead, however, will not be daunting but stimulating, both theoretically and experimentally.

ACKNOWLEDGMENTS

We have been enlightened by communication with J. Bielcikova, C. H. Chen, E. Elhalhuli, B. Jacak, J. Jia, C. Nattrass, and A. Sickles. This work was supported in part by the US Department of Energy under Grant No. DE-FG02-96ER40972, by the National Natural Science Foundation of China under Grant No. 10635020 and 10775057, and by the Ministry of Education of China under Project IRT0624.

-
- [1] C. Adler *et al.* (STAR Collaboration), Phys. Rev. Lett. **90**, 082302 (2003).
 - [2] J. Adams *et al.* (STAR Collaboration), Phys. Rev. Lett. **95**, 152301 (2005); **97**, 162301 (2006).
 - [3] A. Adare *et al.* (PHENIX Collaboration), Phys. Rev. C **77**, 011901(R) (2008).
 - [4] A. Adare *et al.* (PHENIX Collaboration), Phys. Rev. C **78**, 014901 (2008).
 - [5] R. C. Hwa, J. Phys. G: Nucl. Part. Phys. **35**, 104017 (2008).
 - [6] J. Putschke (STAR Collaboration), J. Phys. G: Nucl. Part. Phys. **34**, S679 (2007).
 - [7] J. Bielcikova (STAR Collaboration), Nucl. Phys. **A783**, 565c (2007).
 - [8] S. A. Voloshin, Nucl. Phys. **A749**, 287 (2005).
 - [9] C. B. Chiu and R. C. Hwa, Phys. Rev. C **72**, 034903 (2005).
 - [10] N. Armesto, C. A. Salgado, and U. A. Wiedemann, Phys. Rev. Lett. **93**, 242301 (2004).
 - [11] P. Romatschke, Phys. Rev. C **75**, 014901 (2007).
 - [12] A. Majumder, B. Müller, and S. A. Bass, Phys. Rev. Lett. **99**, 042301 (2007).
 - [13] E. V. Shuryak, Phys. Rev. C **76**, 047901 (2007).
 - [14] C. Y. Wong, Phys. Rev. C **76**, 054908 (2007).
 - [15] C. B. Chiu and R. C. Hwa, Phys. Rev. C **76**, 024904 (2007).
 - [16] A. Feng (STAR Collaboration), J. Phys. G: Nucl. Part. Phys. **35**, 104082 (2008).
 - [17] C. Suarez (STAR Collaboration), poster at Quark Matter 2008, Jaipur, India, 2008.
 - [18] S. Gavin, L. McLerran, and G. Moschelli, arXiv:0806.4718.
 - [19] R. C. Hwa and C. B. Yang, Phys. Rev. C **67**, 034902 (2003).

- [20] V. Greco, C. M. Ko, and P. Lévai, Phys. Rev. C **68**, 034904 (2003).
- [21] R. J. Fries, B. Müller, C. Nonaka, and S. A. Bass, Phys. Rev. C **68**, 044902 (2003).
- [22] R. C. Hwa and C. B. Yang, Phys. Rev. C **70**, 024905 (2004).
- [23] R. C. Hwa and C. B. Yang, Phys. Rev. C **70**, 054902 (2004).
- [24] R. C. Hwa and Z. Tan, Phys. Rev. C **72**, 024908 (2005); **72**, 057902 (2005).
- [25] R. C. Hwa, Phys. Lett. **B666**, 228 (2008).
- [26] C. B. Chiu, R. C. Hwa, and C. B. Yang, Phys. Rev. C **78**, 044903 (2008).
- [27] C. B. Chiu and R. C. Hwa, Phys. Rev. C **79**, 034901 (2009).
- [28] M. Gyulassy, I. Vitev, X.-N. Wang, and B.-W. Zhang, in *Quark-Gluon Plasma 3*, edited by R. C. Hwa and X.-N. Wang (World Scientific, Singapore, 2004).
- [29] A. Kovner and U. A. Wiedemann, in *Quark-Gluon Plasma 3*, edited by R. C. Hwa and X.-N. Wang (World Scientific, Singapore, 2004).
- [30] R. Baier, Yu. L. Dokshitzer, A. H. Mueller, and D. Schiff, J. High Energy Phys. **09** (2001) 033.
- [31] M. Gyulassy, P. Lévai, and I. Vitev, Phys. Lett. **B538**, 282 (2002).
- [32] X.-N. Wang, Phys. Lett. **B595**, 165 (2004).
- [33] D. K. Srivastava, C. Gale, and R. J. Fries, Phys. Rev. C **67**, 034903 (2003).
- [34] R. C. Hwa and C. B. Yang, Phys. Rev. C **70**, 024904 (2004); **73**, 064904 (2006).
- [35] J. Binnewies, B. A. Kniehl, and G. Kramer, Z. Phys. C **65**, 471 (1995).
- [36] S. S. Adler *et al.* (PHENIX Collaboration), Phys. Rev. C **76**, 034904 (2007).
- [37] C.-H. Chen (PHENIX Collaboration), talk given at Hard Probes 2008, Illa da Toxa, Spain (unpublished).
- [38] O. Barannikova (STAR Collaboration), J. Phys. G: Nucl. Part. Phys. **35**, 104086 (2008).
- [39] J. Putschke (STAR Collaboration), Nucl. Phys. **A783**, 507c (2007).
- [40] J. Bielcikova (STAR Collaboration), talk given at the Winter Meeting on Nuclear Physics, Bormio, Italy, 2008 (unpublished).
- [41] C. Nattrass (STAR Collaboration), arXiv:0809.5261.
- [42] R. C. Hwa, Phys. Rev. Lett. **77**, 227 (1996).
- [43] R. C. Hwa and C. B. Yang, Phys. Rev. Lett. **97**, 042301 (2006).