

Three-body description of direct nuclear reactions: Comparison with the continuum discretized coupled channels method

A. Deltuva,^{1,*} A. M. Moro,² E. Cravo,¹ F. M. Nunes,³ and A. C. Fonseca¹

¹*Centro de Física Nuclear da Universidade de Lisboa, P-1649-003 Lisboa, Portugal*

²*Departamento de FAMN, Univ. de Sevilla, Spain*

³*NSCL and Dept. of Physics and Astronomy, Michigan State University, East Lansing Michigan 48824, USA*

(Received 7 August 2007; published 4 December 2007)

The continuum discretized coupled channels (CDCC) method is compared with the exact solution of the three-body Faddeev equations in momentum space. We present results for (i) elastic and breakup observables of $d + {}^{12}\text{C}$ at $E_d = 56$ MeV, (ii) elastic scattering of $d + {}^{58}\text{Ni}$ at $E_d = 80$ MeV, and (iii) elastic, breakup, and transfer observables for ${}^{11}\text{Be} + p$ at $E_{{}^{11}\text{Be}}/A = 38.4$ MeV. Our comparative studies show that in the first two cases, the CDCC method is a good approximation of the full three-body Faddeev solution, but for the ${}^{11}\text{Be}$ exotic nucleus, depending on the observable or the kinematic regime, it may miss some of the dynamic three-body effects that appear through the explicit coupling to the transfer channel.

DOI: [10.1103/PhysRevC.76.064602](https://doi.org/10.1103/PhysRevC.76.064602)

PACS number(s): 24.10.Eq, 25.55.Ci, 25.55.Hp, 25.60.-t

I. INTRODUCTION

The strong coupling between elastic and breakup channels in direct nuclear reactions involving deuterons led to the development of the continuum discretized coupled channels (CDCC) method with which an effective three-body problem is solved approximately via the expansion of the full wave function in a selected set of continuum wave functions of a given pair subsystem Hamiltonian. Initial work by Johnson and Soper [1] showed that deuteron breakup was very important to understanding reactions involving the deuteron. In that work, a two channel problem was solved in which the deuteron continuum was represented by a single discrete s state. Later developments by Rawitscher [2] and Austern [3] helped to introduce a more realistic representation of the continuum; further numerical implementations of the method proved its feasibility [4]. Originally applied to reactions with the deuteron (e.g., Ref. [5]), it has since been extended to describe reactions with radioactive nuclear beams (e.g., Refs. [6–10]), namely, to study elastic, transfer, and breakup cross sections that result from the collision of a halo nucleus with a proton or a stable heavier target such as ${}^{12}\text{C}$ or ${}^{208}\text{Pb}$.

In a recent paper [11], CDCC results obtained with two different basis sets, namely, the basis set using the continuum of the projectile in the entrance channel and the one using the continuum of the composite system in the final transfer channel, led to substantially different breakup cross sections for $p({}^{11}\text{Be}, {}^{10}\text{Be})pn$. These findings raise concern about the accuracy of the CDCC method, not only as a means to describe reaction dynamics but also as an accurate tool for extracting structure information on halo nuclei.

An alternative approach to the solution of effective three-body problems is the solution of the Faddeev equations [12] for the wave function components or the equivalent Alt, Grassberger, and Sandhas (AGS) equations [13] for the transition operators. The application of exact Faddeev/AGS

equations to the study of direct nuclear reactions has been overshadowed in the past by the difficulty in dealing with the long-range Coulomb force between charged particles [14]. In recent calculations for the reaction $d + {}^{12}\text{C}$ [15], separable potentials were used and the Coulomb was taken into account only approximately. Given the progress achieved recently [16] for p - d elastic scattering and breakup, we can now address the solution of effective three-body systems in which two of the particles have charge. This was done first for d - α elastic scattering and breakup [17] and later for p - ${}^{11}\text{Be}$ elastic scattering and breakup [18], where ${}^{11}\text{Be}$ is a halo nucleus made up of a neutron and an inert ${}^{10}\text{Be}$ core. More recently, the same system was used to study the convergence of the Faddeev/AGS multiple scattering series [19] at intermediate energy as a means of testing the Glauber method. In all these works [16–19], we solve the AGS equations without resorting to a separable representation of the underlying interactions. Therefore, the corresponding two-vector-variable integral equations are numerically solved without any approximations beyond the usual partial-wave decomposition and discretization of momentum meshes.

Although CDCC was initially introduced as a practical way of solving a complicated three-body scattering problem through a set of coupled Schrödinger-like equations, later works [20,21] tried to obtain a more formal justification of the method by relating it to a truncation of an orderly set of Faddeev equations. Furthermore, it is argued that the CDCC solution approaches the exact (Faddeev) solution as the model space is increased. Although qualitative arguments are provided in those works to support the conclusions, they lack a numerical comparison between the CDCC and Faddeev methods in specific cases. The possibility of performing this comparison, thanks to recent developments in the numerical implementation of the AGS equations, is another motivation for the present work.

Given these important new developments, we propose here to benchmark, in a few test cases, CDCC results with exact solutions of the AGS equations. For this comparison, we have selected the reactions $d + {}^{12}\text{C}$, $d + {}^{58}\text{Ni}$, and ${}^{11}\text{Be} + p$. The

*deltuva@cii.fc.ul.pt

first two reactions correspond to classic cases for which data are available [22–24]. The third reaction involves the scattering of a halo nucleus on a very light target, for which elastic, breakup, and transfer have been measured before [8,25,26].

In Sec. II we present the AGS formalism, and in Sec. III we outline the different CDCC methodologies we use. In Sec. IV we describe the details of the calculations, and in Sec. V the results are presented. Conclusions are given in Sec. VI.

II. THREE-BODY EQUATIONS

This section provides the theoretical framework on which we base our calculations. Our treatment of the Coulomb interaction [16] relies on the screening and renormalization techniques proposed in Ref. [27] for two-charged-particle scattering and extended in Ref. [28] to three-particle scattering. The Coulomb potential is screened, standard scattering theory for short-range potentials is used, and the renormalization procedure is applied to obtain the results for the unscreened limit.

In the traditional odd-man-out notation of the three-body problem where pair (β, γ) is denoted by α ($\alpha, \beta, \gamma \equiv 1, 2, 3$), the Coulomb potential $w_{\alpha R}$ is screened around the separation $r = R$ between two charged baryons β and γ . We choose $w_{\alpha R}$ in configuration space as

$$w_{\alpha R}(r) = w_{\alpha}(r) e^{-(r/R)^n}, \quad (1)$$

where $w_{\alpha}(r) = \alpha_e Z_{\beta} Z_{\gamma} / r$ represents the true Coulomb potential, with Z_{β} (Z_{γ}) being the atomic number of particle β (γ) and $\alpha_e \approx 1/137$ the fine structure constant, and n controlling the smoothness of the screening. We prefer to work with a sharper screening than the Yukawa screening ($n = 1$) of Ref. [14]. We want to ensure that the screened Coulomb potential $w_{\alpha R}$ approximates well the true Coulomb potential w_{α} for distances $r < R$ and simultaneously vanishes rapidly for $r > R$, providing a comparatively fast convergence of the partial-wave expansion. The screening functions for different n values are compared in Fig. 1, showing that the choice $n = 4$ includes much more of the exact Coulomb potential at short distances than the Yukawa screening. In contrast, the sharp cutoff ($n \rightarrow \infty$) yields an unpleasant oscillatory behavior in the momentum-space representation, leading to convergence problems. In Ref. [16] we found that the values $3 \leq n \leq 6$ provide a sufficiently smooth, but at the same time a sufficiently rapid, screening around $r = R$; $n = 4$ is our choice in the present paper.

We solve the AGS three-particle scattering equations [13] in momentum space

$$U_{\beta\alpha}^{(R)}(Z) = \bar{\delta}_{\beta\alpha} G_0^{-1}(Z) + \sum_{\sigma} \bar{\delta}_{\beta\sigma} T_{\sigma}^{(R)}(Z) G_0(Z) U_{\sigma\alpha}^{(R)}(Z), \quad (2a)$$

$$U_{0\alpha}^{(R)}(Z) = G_0^{-1}(Z) + \sum_{\sigma} T_{\sigma}^{(R)}(Z) G_0(Z) U_{\sigma\alpha}^{(R)}(Z), \quad (2b)$$

where $\bar{\delta}_{\beta\alpha} = 1 - \delta_{\beta\alpha}$, $G_0(Z)$ is the free resolvent, and $T_{\sigma}^{(R)}(Z)$ is the two-particle transition matrix derived from nuclear plus

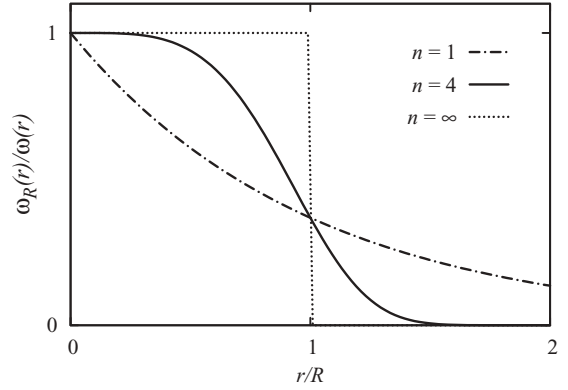


FIG. 1. Screening function $w_R(r)/w(r)$ as function of the distance between the two charged particles r for characteristic values of the parameter n in Eq. (1): $n = 1$ (dashed-dotted curve) corresponds to Yukawa screening, $n = 4$ (solid curve) is the choice of this paper, and $n \rightarrow \infty$ (dotted curve) corresponds to a sharp cutoff.

screened Coulomb potentials

$$T_{\alpha}^{(R)}(Z) = (v_{\alpha} + w_{\alpha R}) + (v_{\alpha} + w_{\alpha R}) G_0(Z) T_{\alpha}^{(R)}(Z), \quad (3)$$

embedded in three-body space. The operators $U_{\beta\alpha}^{(R)}(Z)$ and $U_{0\alpha}^{(R)}(Z)$ are the three-particle transition operators for elastic/rearrangement and breakup scattering, respectively; their dependence on the screening radius R is notationally indicated. On-shell matrix elements of the operators (2) between two- and three-body channel states $|\phi_{\alpha}(\mathbf{q}_i)v_{\alpha_i}\rangle$ and $|\phi_0(\mathbf{p}_f\mathbf{q}_f)v_{0_f}\rangle$ with discrete quantum numbers v_{α_i} , Jacobi momenta \mathbf{p}_i and \mathbf{q}_i , energy E_{α_i} , and $Z = E_{\alpha_i} + i0$, do not have a $R \rightarrow \infty$ limit. However, as demonstrated in Refs. [16,28], the three-particle amplitudes can be decomposed into long-range and Coulomb-distorted short-range parts, where the quantities diverging in that limit are of two-body nature, i.e., the on-shell transition matrix

$$T_{\alpha R}^{\text{c.m.}}(Z) = W_{\alpha R}^{\text{c.m.}} + W_{\alpha R}^{\text{c.m.}} G_{\alpha}^{(R)}(Z) T_{\alpha R}^{\text{c.m.}}(Z), \quad (4)$$

$$G_{\alpha}^{(R)}(Z) = (Z - H_0 - v_{\alpha} - w_{\alpha R})^{-1}, \quad (5)$$

derived from the screened Coulomb potential between spectator and the center of mass (c.m.) of the bound pair, the corresponding wave function, and the screened Coulomb wave function for the relative motion of two charged particles in the final breakup state. Those quantities, renormalized according to Refs. [16,28], in the $R \rightarrow \infty$ limit, converge to the two-body Coulomb scattering amplitude $\langle \phi_{\alpha}(\mathbf{q}_f)v_{\alpha_f} | T_{\alpha C}^{\text{c.m.}} | \phi_{\alpha}(\mathbf{q}_i)v_{\alpha_i} \rangle$ (in general, as a distribution) and to the corresponding Coulomb wave functions, respectively, thereby yielding the three-particle scattering amplitudes in the proper Coulomb limit

$$\begin{aligned} & \langle \phi_{\beta}(\mathbf{q}_f)v_{\beta_f} | U_{\beta\alpha} | \phi_{\alpha}(\mathbf{q}_i)v_{\alpha_i} \rangle \\ &= \delta_{\beta\alpha} \langle \phi_{\alpha}(\mathbf{q}_f)v_{\alpha_f} | T_{\alpha C}^{\text{c.m.}} | \phi_{\alpha}(\mathbf{q}_i)v_{\alpha_i} \rangle \\ &+ \lim_{R \rightarrow \infty} \left\{ \mathcal{Z}_{\beta R}^{-\frac{1}{2}}(q_f) \langle \phi_{\beta}(\mathbf{q}_f)v_{\beta_f} | [U_{\beta\alpha}^{(R)}(E_{\alpha_i} + i0) \right. \\ &\quad \left. - \delta_{\beta\alpha} T_{\alpha R}^{\text{c.m.}}(E_{\alpha_i} + i0)] | \phi_{\alpha}(\mathbf{q}_i)v_{\alpha_i} \rangle \mathcal{Z}_{\alpha R}^{-\frac{1}{2}}(q_i) \right\}, \quad (6a) \end{aligned}$$

$$\begin{aligned}
& \langle \phi_0(\mathbf{p}_f \mathbf{q}_f) v_{0f} | U_{0\alpha} | \phi_\alpha(\mathbf{q}_i) v_{\alpha i} \rangle \\
&= \lim_{R \rightarrow \infty} \left\{ z_R^{-\frac{1}{2}}(p_f) \langle \phi_0(\mathbf{p}_f \mathbf{q}_f) v_{0f} | \right. \\
&\quad \left. \times U_{0\alpha}^{(R)}(E_{\alpha i} + i0) | \phi_\alpha(\mathbf{q}_i) v_{\alpha i} \rangle \mathcal{Z}_{\alpha R}^{-\frac{1}{2}}(q_i) \right\}. \quad (6b)
\end{aligned}$$

The renormalization factors $\mathcal{Z}_{\alpha R}(q_i)$ and $z_R(p_f)$ are diverging phase factors given in Refs. [16,27,28].

$$\mathcal{Z}_{\alpha R}(q) = e^{-2i\delta_{\alpha R}(q)}, \quad (7a)$$

where $\delta_{\alpha R}(q)$, though independent of the relative angular momentum l in the infinite R limit, is realized by

$$\delta_{\alpha R}(q) = \sigma_l^\alpha(q) - \eta_{lR}^\alpha(q), \quad (7b)$$

with the diverging screened Coulomb phase shift $\eta_{lR}^\alpha(q)$ corresponding to standard boundary conditions and the proper Coulomb one $\sigma_l^\alpha(q)$ referring to the logarithmically distorted Coulomb boundary conditions in channel α with orbital angular momentum l between particle-pair α . For the screened Coulomb potential of Eq. (1), the infinite R limit of $\delta_{\alpha R}(q)$ is known analytically as

$$\delta_{\alpha R}(q) = \kappa_\alpha(q) [\ln(2qR) - C/n], \quad (7c)$$

with $\kappa_\alpha(q) = \alpha_e Z_\alpha (Z_\beta + Z_\gamma) M_\alpha / q$ being the Coulomb parameter, M_α the reduced mass, and $C \approx 0.577\,215\,664\,9$ the Euler number. Likewise,

$$z_R(p) = e^{-2i\delta_R(p)}, \quad (8a)$$

where

$$\delta_R(p) = \kappa(p) [\ln(2pR) - C/n], \quad (8b)$$

with $\kappa(p) = \alpha_e Z_\beta Z_\gamma \mu_\alpha / p$, where β and γ denote the two charged particles and μ_α their respective reduced mass. The $R \rightarrow \infty$ limit in Eqs. (6) has to be calculated numerically, but because of the short-range nature of the corresponding operators, it is reached with sufficient accuracy at rather modest R if the form of the screened Coulomb potential has been chosen successfully as discussed above. More details on the practical implementation of the screening and renormalization approach are given in Ref. [16].

The three-body results are obtained from the solution of the AGS equations (2) for the nuclear plus screened Coulomb interaction together with the renormalization procedure (6). The equations are solved using partial-wave decomposition and retaining as many channels as needed for convergence. Our numerical technique for solving AGS equations with nonseparable potentials is explained in more detail in Refs. [29,30] in the context of nucleon-deuteron scattering.

III. CDCC FORMALISM

The CDCC method [3,4] was introduced as an approximate solution to the three-particle Schrödinger equation. Its main objective is to provide a reliable yet practical way of describing reactions involving three-body breakup.

Let us consider specifically the breakup reaction $p + t \rightarrow c + x + t$. In CDCC, the wave function is expanded in terms

of only one Jacobi coordinate set (\mathbf{r}, \mathbf{R}) ,

$$\Psi_K(\mathbf{r}, \mathbf{R}) = \sum_p \phi_p(\mathbf{r}) \psi_p^K(\mathbf{R}) + \int_0^\infty dk \phi_k(\mathbf{r}) \psi_k^K(\mathbf{R}), \quad (9)$$

where $\phi_p(\mathbf{r})$ are eigenfunctions of the projectile, $p(\mathbf{k})$ being a general subscript for projectile bound (continuum) states, and $\psi_p^K(\mathbf{R})$ the spectator wave function for the motion of the projectile relative to the target. The Jacobi coordinate \mathbf{r} describes the $c + x$ relative motion, while \mathbf{R} describes the $p + t$ relative motion. In CDCC the Schrödinger equation expressed in this Jacobi set reads

$$(H_{3b} - E) \Psi_K(\mathbf{r}, \mathbf{R}) = 0, \quad (10)$$

where the three-body Hamiltonian is separated into the internal Hamiltonian of the projectile and the relative motion between the projectile and the target: $H_{3b} = H_{\text{int}} + T_R + U_{xt} + U_{ct}$, where $H_{\text{int}} = T_r + V_{xc}(\mathbf{r})$. The projectile is modeled by a real potential which produces its initial bound state, whereas the fragment-target interactions should contain absorption from channels not included explicitly in the model (optical potentials). In principle, this is important for the validity of the CDCC method [31], since it reduces the coupling to the other three-body channels best described by other Jacobi sets taken explicitly into account by the Faddeev method.

For practical reasons, the integral over projectile scattering states in Eq. (9) is discretized and truncated at a maximum energy. There are several methods of discretization, but here we use the average method, in which the $c + x$ scattering radial functions $u_k(r)$ are averaged over k to be made square integrable [6,11]. Thus, the radial functions for the continuum bins in the average method, $\tilde{u}_p(r)$, are a superposition of the projectile scattering eigenstates, that is,

$$\tilde{u}_p(r) = \sqrt{\frac{2}{\pi N_p}} \int_{k_{p-1}}^{k_p} g_p(k) u_k(r) dk, \quad (11)$$

with weight function $g_p(k)$. The normalization constant is defined by $N_p = \int_{k_{p-1}}^{k_p} |g_p(k)|^2 dk$.

After a few steps of algebra and using the eigenvalue equation for the projectile $H_{\text{int}} \phi_p = \varepsilon_p \phi_p$, the standard CDCC equation becomes

$$[T_R + V_{pp}(R) - E_p] \psi_p^K(\mathbf{R}) = - \sum_{p' \neq p} V_{pp'}(R) \psi_{p'}^K(\mathbf{R}), \quad (12)$$

where $E_p = E_{\text{c.m.}} - \varepsilon_p$, and the coupling potentials contain both nuclear and Coulomb parts $V_{pp'}(R) = \langle \phi_p | U_{xt} + U_{ct} | \phi_{p'} \rangle$. This equation is indeed a coupled channel equation, coupling the projectile ground state to its continuum states via V_{0p} , but also coupling projectile states within the continuum, called the continuum-continuum couplings. The solution of the coupled equations provides the wave functions $\psi_k^K(\mathbf{R})$. The scattering observables (associated with the elastic and breakup channels) are extracted from the asymptotic behavior of $\psi_k^K(\mathbf{R})$. Numerical solutions of Eq. (12) involve partial-wave expansions of $\phi_p(\mathbf{r})$, $\psi_k^K(\mathbf{R})$ and a multipole decomposition of $U_{xt} + U_{ct}$.

In its standard form, CDCC models the breakup of a projectile as inelastic excitation (CDCC-BU). However, the

CDCC wave function of Eq. (9) can also be used in the exit channel of a transfer reaction. In that case, the breakup process is understood as a transfer of the fragment to the continuum of the final composite system (CDCC-TR*). In the CDCC-TR* scheme, the scattering observables can be obtained by inserting the CDCC wave function in the prior form of the transition amplitude:

$$T_{\text{prior}} = \langle \Psi_f^{(-)} | U_{xt} + U_{ct} - U_{pt} | \phi_p \chi_p \rangle, \quad (13)$$

where χ_p is a distorted wave, generated by the potential $U_{pt}(\mathbf{R})$. In this work, we chose $U_{pt}(\mathbf{R}) = \langle \phi_0 | U_{xt} + U_{ct} | \phi_0 \rangle$ as the single folding of the core-target and the fragment-target interactions over the projectile's ground state (the Watanabe potential). We notice that if $\Psi_f^{(-)}$ is the exact solution of the three-body Hamiltonian, the transition amplitude (13) is exact and does not depend on the choice of the auxiliary potential U_{pt} . In practice, this wave function is replaced by an approximate one which, in the TR* approach, corresponds to the CDCC expansion in the final channel.

The transfer to the continuum approach seems to provide a good description of the data in some cases [10,32,33]. In Ref. [11], a detailed discussion of these two mechanisms is presented along with a comparative study. In principle, and as long as the CDCC model space is sufficiently large, one would expect that different choices of the Jacobi coordinate produce the same results. However, in Ref. [11] it is shown that this equivalence does not hold for a number of reaction observables.

IV. DETAILS OF THE CALCULATIONS

As mentioned above, we study the scattering of deuterons on ^{12}C at $E_d = 56$ MeV and ^{58}Ni at $E_d = 80$ MeV, as well as ^{11}Be on protons at $E_{\text{Lab}}/A = 38.4$ MeV. All reactions are considered as effective three-body problems, namely, $p + n + ^{12}\text{C}$, $p + n + ^{58}\text{Ni}$, and $^{10}\text{Be} + n + p$, where ^{12}C , ^{58}Ni , and ^{10}Be are taken as inert cores. Therefore in the present section, we define the interactions between all pairs together with the model space used in solving the AGS and the CDCC equations. For simplicity, all interactions are taken as being spin independent, as often done in many CDCC calculations (e.g., Ref. [3]), and therefore all particles are considered spinless bosons. Nevertheless, spin-independent interactions, especially for the n - p system, are only semirealistic, but they are sufficient for making a benchmark comparison. This is not a limitation of the CDCC method nor of the AGS method as we have already demonstrated in nuclear reaction calculations [17–19] with realistic spin-dependent potentials.

A. $d + ^{12}\text{C}$ at $E_d = 56$ MeV

The interactions between neutron- ^{12}C and proton- ^{12}C are optical potentials that fit the elastic scattering at half the incident laboratory energy [34]; the parameters are taken from the global fit by Watson *et al.* [35]. The neutron-proton bound and continuum states are modeled with a simple Gaussian

interaction fitted to the deuteron binding energy

$$V(r) = -V_0 e^{-(r/r_0)^2}, \quad (14)$$

where $V_0 = 72.15$ MeV and $r_0 = 1.484$ fm. The same interaction is used in all three test cases and corresponds to the choice in Refs. [5,36].

The model space needed for converged solutions of the AGS equations contains partial waves $l \leq 3$ in the n - p relative motion, $l \leq 12$ in the n - ^{12}C channel, and $l \leq 24$ for elastic scattering ($l \leq 32$ for breakup) in the p - ^{12}C channel. This last channel is more demanding because of the presence of the Coulomb force. Total angular momentum up to $J = 30$ ($J = 60$ for breakup) is included. The Coulomb potential is screened with a radius of $R = 10$ fm ($R = 18$ fm for breakup) and smoothness $n = 4$ [see Eq. (1)]. The exception is the breakup kinematical situations characterized by small momentum transfer in the p - ^{12}C subsystem which are sensitive to the Coulomb interaction at larger distances and therefore need larger screening radius and a special treatment as described in the Appendix. Note that as optical potentials are used for n - ^{12}C and p - ^{12}C , there is no transfer to p - ^{13}C and n - ^{13}N channels.

The corresponding CDCC calculations include n - p partial waves $l \leq 8$ and bins up to $E_{\text{max}} = 46$ MeV [with 15 (10) energy bins for the even (odd) partial waves, evenly spaced in linear momentum] integrated up to $R_{\text{bin}} = 80$ fm; for the total angular momentum we include $J \leq 60$. The coupling potentials were expanded in multipoles (Q) up to $Q_{\text{max}} = 6$. We note that this relatively large model space is required to achieve sufficient accuracy for the breakup observables. If only elastic scattering is required, $l \leq 2$ gives almost a converged result. The CDCC equations are solved up to $R_{\text{max}} = 100$ fm.

B. $d + ^{58}\text{Ni}$ at $E_d = 80$ MeV

Similarly to the carbon test case, we study the scattering of deuterons from a Ni target using neutron- ^{58}Ni and proton- ^{58}Ni optical potentials from the global parametrization of Becchetti and Greenlees [37], evaluated at half the incident laboratory energy. The n - p interaction is given by Eq. (14).

In this case, the model space needed for converged solutions of the AGS equations for elastic scattering contains partial waves $l \leq 3$ in the n - p relative motion, $l \leq 14$ in the n - ^{58}Ni channel, and $l \leq 32$ in the p - ^{58}Ni channel. Again this last channel is more demanding because of the presence of the Coulomb force. Total angular momentum up to $J = 60$ is included. The Coulomb potential is screened with a radius of $R = 10$ fm and $n = 4$ [see Eq. (1)].

For the CDCC calculations, we include n - p partial waves $l \leq 2$. For $l = 0, 1$, the continuum was truncated at $E_{\text{max}} = 30$ MeV and divided into 12 bins evenly spaced in the linear momentum, whereas for $l = 2$, we include excitation energies up to $E_{\text{max}} = 50$ MeV and use 20 bins; $Q \leq 2$ multipoles are retained in the expansion of the coupling potentials. The coupled equations are integrated up to $R_{\text{max}} = 80$ fm with total angular momentum up to $J = 100$.

TABLE I. Parameters of the n - ^{10}Be interaction in different partial waves and resulting energies of bound states and resonance.

L	V_0 (MeV)	ϵ_L (MeV)	ϵ_L^* (MeV)
0	51.639	-30.28	-0.503
1	26.264	-0.183	
2	51.639	$1.317 - i 0.188/2$	
>3	51.639		

C. $^{11}\text{Be} + p$

To describe the scattering of ^{11}Be from a proton target, we need a binding potential for the n - ^{10}Be pair, as well as fragment-target optical potentials. The n - ^{10}Be interaction takes the standard Woods-Saxon form

$$V(r) = -V_0 f(r, R_0, a_0), \quad (15)$$

with

$$f(r, R, a) = (1 + e^{(r-R)/a})^{-1}, \quad (16)$$

where $R_i = r_i A^{\frac{1}{3}}$ and A the mass number of ^{10}Be . The geometry of the interaction is fixed, with a radius $r_0 = 1.39$ fm and a diffuseness $a_0 = 0.52$ fm. The depth of the interaction is L dependent, and the corresponding values of V_0 for each partial wave are given in Table I, together with the energies for the corresponding bound states and resonance. In the three-body calculation, the lowest (Pauli forbidden) bound state $|b_0\rangle$ in $L = 0$ is moved to a large positive energy Γ , replacing the potential V by $V' = V + |b_0\rangle\Gamma\langle b_0|$. In the $\Gamma \rightarrow \infty$ limit, this is equivalent to projecting $|b_0\rangle$ out as demonstrated in Ref. [38]. In practical calculations, we found that $\Gamma \approx 2$ GeV is sufficiently large to obtain Γ -independent results. Thus, the state with $\epsilon_0^* = -0.503$ MeV is left as the ground state of ^{11}Be . The unphysical deep s state is also left out of the CDCC calculations.

As for the projectile-target interactions, given such a light proton target, one of the potentials is simply the n - p interaction that binds the deuteron and that is used in Secs. IV A and IV B (no absorption). The p - ^{10}Be is obtained from a direct fit to elastic data [25]. We use the standard optical potential form

$$V(r) = -V_0 f(r, R_0, a_0) - i W_v f(r, R_v, a_v), \quad (17)$$

where $f(r, R, a)$ is given by Eq. (16), plus the Coulomb interaction of a uniform charge sphere with radius $R_c = r_c A^{\frac{1}{3}}$. A good fit to the p - ^{10}Be data at $E_{\text{Lab}}/A = 39.1$ MeV and up to $\theta_{\text{c.m.}} = 70^\circ$ (see Fig. 7) is obtained with the following parameter set: $V_0 = 51.2$ MeV, $W_v = 19.5$ MeV, $r_c = r_0 = r_v = 1.114$ fm, $a_0 = 0.57$ fm, and $a_v = 0.50$ fm, as used in Ref. [11]. These parameters are slightly different from those proposed by Watson *et al.* [35]. Since the energy is sufficiently close to ^{11}Be - p scattering at $E_{\text{Lab}}/A = 38.4$ MeV, we expect the fit to be appropriate.

The Faddeev model space contains partial waves $l \leq 4$ in the n - p relative motion, $l \leq 5$ in the n - ^{10}Be channel, and $l \leq 22$ in the p - ^{10}Be channel. Again, this last channel is more demanding because of the presence of the Coulomb force. Total angular momentum up to $J = 20$ ($J = 40$ for breakup) is included. The Coulomb potential is screened with a radius of $R = 10$ fm

and smoothness $n = 4$. An additional difficulty is the presence of the sharp d -wave n - ^{10}Be resonance, which is treated using the subtraction technique as in Ref. [17].

CDCC calculations are performed using both the ^{11}Be breakup states (CDCC-BU), where the reaction mechanism is inelastic excitation of the projectile into its continuum, and the deuteron breakup states (CDCC-TR*), where the reaction mechanism involves transfer to the continuum of the deuteron in the $d + ^{10}\text{Be}$ transfer channel [11]. In the course of the calculations, it became apparent that the model space used in Ref. [11] was not enough to achieve full convergence of the CDCC-BU calculations. In this work, we increased the number of partial waves for the n - ^{10}Be relative motion, as well as the number of multipoles for the coupling potentials, up to $l_{\text{max}} = 8$ and $Q_{\text{max}} = 8$, respectively. Even with this large number of partial waves, the results were not completely converged. Inclusion of higher partial waves led to numerical instabilities in the calculations, and hence the results presented here correspond to $l_{\text{max}} = 8$. Continuum bins were calculated up to $E_{\text{max}} = 34$ MeV for $l \leq 6$ and $E_{\text{max}} = 32$ MeV for $l = 7, 8$.

For CDCC-TR*, the model space is also augmented with respect to the calculations performed in Ref. [11]. The number of partial waves for the pn relative motion is increased to $l \leq 8$, and bins are considered up to $E_{\text{max}} = 35$ MeV and $R_{\text{bin}} = 60$ fm. We notice also that in the present CDCC-TR* calculations, the n - ^{10}Be interaction in the final channel ($d + ^{10}\text{Be}$) is real, while in Ref. [11] this interaction was complex. Multipoles $Q \leq 4$ are included for the CDCC coupling potentials. An extended nonlocality range of 14 fm was used for the transfer couplings.

For both the CDCC-BU and CDCC-TR* calculations, the total angular momentum is $J \leq 35$, and the coupled equations are integrated up to $R_{\text{max}} = 60$ fm.

V. RESULTS

Our three test cases are chosen to span a variety of situations. The $d + ^{12}\text{C}$ and $d + ^{58}\text{Ni}$ reactions at intermediate deuteron energies contain important effects that could not be well accounted for by simple, prior form, distorted-wave Born approximation calculations [3,36]. These reactions have been measured before, and detailed breakup data are available for the former [36]. Finally we include a reaction involving a loosely bound halo nucleus, the study of $^{11}\text{Be} + p$, where three-body breakup has a decisive contribution and of which there have been several experimental studies (e.g., Ref. [25]). Previous studies [39] have suggested the relevance of the interplay between the breakup and the (p, d) transfer channel. The possibility of including both channels within the Faddeev formalism constitutes a further motivation of the present analysis.

A. $d + ^{12}\text{C}$ at $E_d = 56$ MeV

Our results for $d + ^{12}\text{C}$ elastic scattering at $E_d = 56$ MeV are presented in Fig. 2 and compared with data around the same energy. The differential cross section $d\sigma/d\Omega$ is divided by

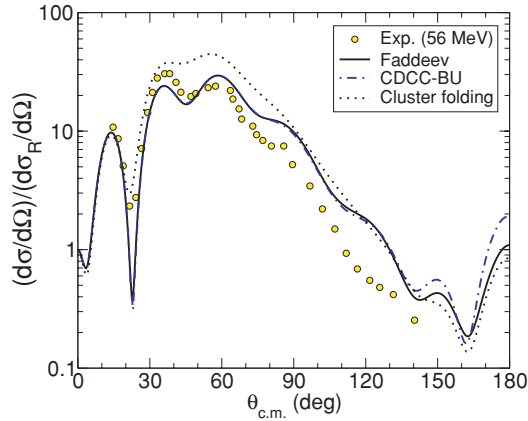


FIG. 2. (Color online) Elastic cross section for deuterons on ^{12}C at $E_d = 56$ MeV: the solid line corresponds to exact three-body results and the dash-dotted line to CDCC. The result of a single channel cluster folding (dotted) is also shown. The experimental data are from Ref. [22].

the corresponding Rutherford cross section $d\sigma_R/d\Omega$. First we point out that the CDCC calculation reproduces the exact three-body results up to very large scattering angles. Second, there is agreement with the data at forward angles ($\theta_{c.m.} < 60^\circ$), but this agreement deteriorates for backward angles where mechanisms other than three-body breakup may start to play a role.

To show the well-known influence of the deuteron continuum on the elastic channel, we have also included in Fig. 2 the CDCC calculation without any coupling to the continuum. This corresponds to a one-channel calculation with the deuteron-target potential given by the single-folding expression $V_{00}(R) = \langle \phi_d | V_{pt} + V_{nt} | \phi_d \rangle$. It can be seen that this calculation largely overestimates the data in the angular region where the cross section is large, giving evidence of the importance of the deuteron breakup channel in the dynamics of the reaction.

Next we consider the breakup observables. In Ref. [36], measurements were taken by fixing the neutron detector at $\theta_n = 15^\circ$. We present both the proton angular distribution (after integration over energy) and the energy distributions for specific proton angles and compare with the data. The agreement between CDCC and the exact three-body results is seen over all proton angles as shown in Fig. 3. Also shown in Fig. 3 are the three-body results obtained without the Coulomb interaction, where it becomes clear that Coulomb cannot be neglected for a wide angular range at forward scattering angles. We note that the agreement of the present CDCC calculations with the data has been improved compared to the CDCC studies presented in Ref. [5], probably thanks to the larger model space included in our work.

In addition, a note of caution needs to be added regarding the convergence of the three-body results with screening radius R for $-30^\circ < \theta_p < 10^\circ$ where we face the most demanding phase space constraints. Since this region corresponds to small momentum transfer in the p - ^{12}C subsystem, the convergence with screening radius is slow and not uniform, forcing us to use a more sophisticated treatment for the breakup amplitude,

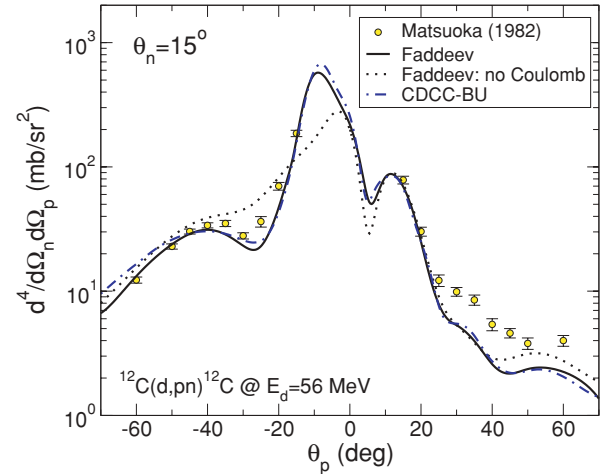


FIG. 3. (Color online) Semi-inclusive differential cross section vs proton scattering angle for the breakup of deuterons on ^{12}C at $E_d = 56$ MeV: the solid line corresponds to the exact three-body results and the dash-dotted line to CDCC. The dotted line corresponds to the three-body exact result in the absence of the Coulomb force. The experimental data are from Ref. [36].

as described in the Appendix. For this reason the accuracy of our calculation is 10% to 15% for $-30^\circ < \theta_p < 10^\circ$ and better than 5% for all other values of θ_p . The most sensitive region is the maximum of the cross section.

The proton energy distributions are shown in Fig. 4 for protons being scattered to the same side as the neutron ($\theta_p > 0$), and in Fig. 5 for protons coming out at opposite angles from the neutron ($\theta_p < 0$). The overall agreement with the data is remarkable. Missing cross section is visible for the large positive scattering angles starting with $\theta_p = 25^\circ$. As for the angular distribution, our CDCC results show an improvement over the results of the analysis of Ref. [5], which we attribute to the inclusion of $l = 4$ in the relative motion of n - p subsystem in our model space. Most important for this work is the realization that CDCC simulates the three-body effects contained in the solution of the exact three-body problem, even at this level of detailed observables. Again, for the reasons mentioned above, the three-body results shown in Fig. 5 for $\theta_p = -15^\circ, -20^\circ$, and -25° may change slightly with the chosen screening radius, while at all other angles we have fully converged results.

B. $d + {}^{58}\text{Ni}$ at $E_d = 80$ MeV

We have reproduced the elastic scattering results presented in Ref. [3], and compare in Fig. 6 our theoretical predictions to two different sets of data around the same energy. As before, we show the three-body results from the solution of the AGS equations, and those calculated using CDCC. Both calculations agree perfectly up to scattering angles $\theta_d = 80^\circ$, providing a good description of the data. We also show the result with the cluster folding potential which demonstrates the importance of deuteron breakup in the reaction mechanism, as was the case for the elastic scattering of $d + {}^{12}\text{C}$. The slight

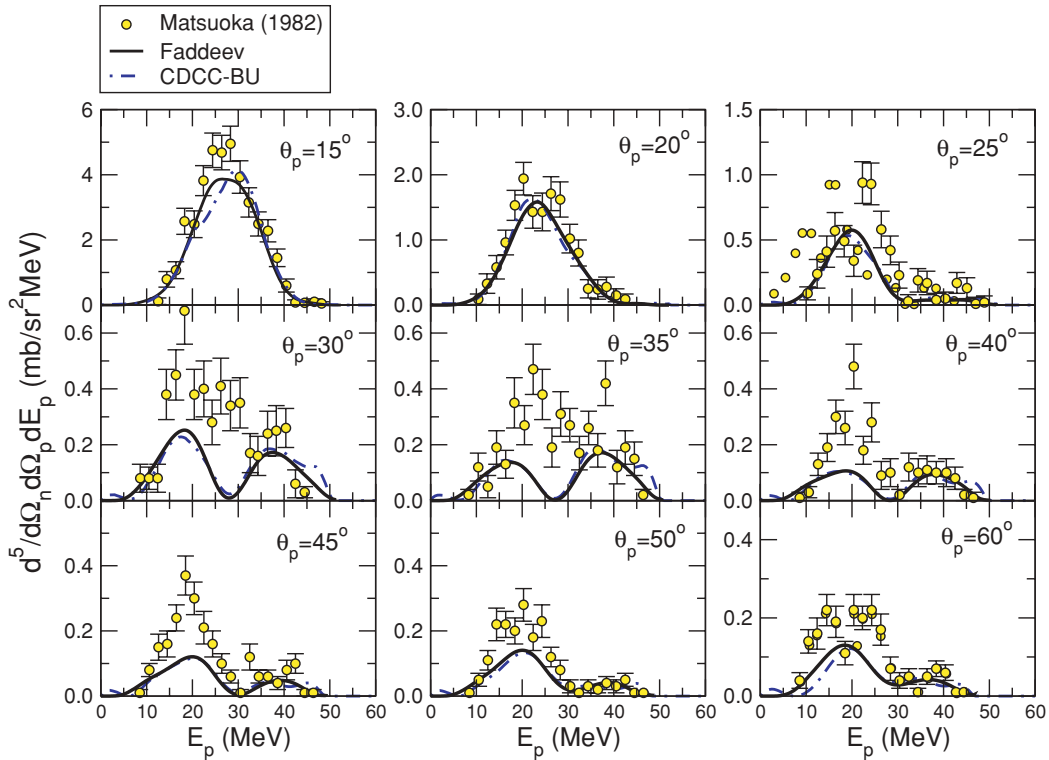


FIG. 4. (Color online) Exclusive differential cross section vs proton energy for the breakup of deuterons on ^{12}C at $E_d = 56$ MeV, $\theta_n = 15^\circ$, and $\theta_p > 0$: the solid line corresponds to exact three-body results and the dash-dotted line to CDCC. The experimental data are from Ref. [36].

disagreement of the full calculations and the data could be due to the ambiguities of the optical potentials or due to the influence of other channels not included explicitly in our calculations (such as transfer or target excitation).

C. $^{11}\text{Be} + p$ at $E_{\text{Lab}}/A = 38.4$ MeV

Our last test case involves the breakup of the loosely bound ^{11}Be on a very light target, the proton. Previous works have found difficulties in describing this process [40]; furthermore,

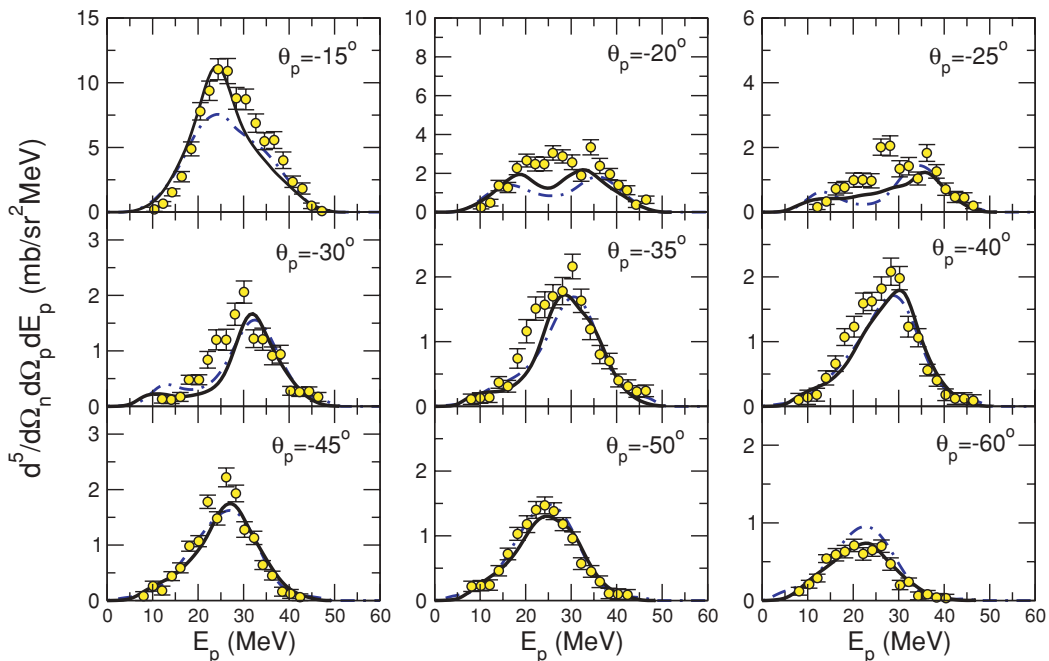


FIG. 5. (Color online) Same as Fig. 4, but for $\theta_p < 0$.

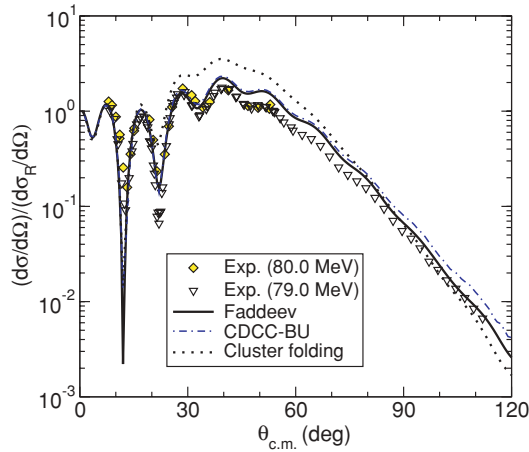


FIG. 6. (Color online) Elastic cross section for deuterons on ^{58}Ni at $E_d = 80$ MeV: the solid line corresponds to the exact three-body results and the dash-dotted line to CDCC results. The experimental data at 80 MeV (diamonds) are from Ref. [23], and those at 79 MeV (triangles) are from Ref. [24]. The dotted line is the CDCC calculation suppressing the coupling to the deuteron continuum (see text).

this reaction raised a red flag when comparing two different CDCC calculations which should produce the same results [11]. We revisit the topic in the hope that the exact three-body calculations can help shed light on this issue.

In Fig. 7, we show the results of our calculations for $^{11}\text{Be} + p$ elastic scattering together with the corresponding data. For comparison, we include p - ^{10}Be elastic data at $E_{\text{Lab}}/A = 39.1$ MeV and the corresponding theoretical fit obtained with the p - ^{10}Be optical potential given in Sec. IV C. Two important features immediately arise: (i) the agreement between the CDCC and the exact three-body results and (ii) the mismatch with the data. In this work, the first point

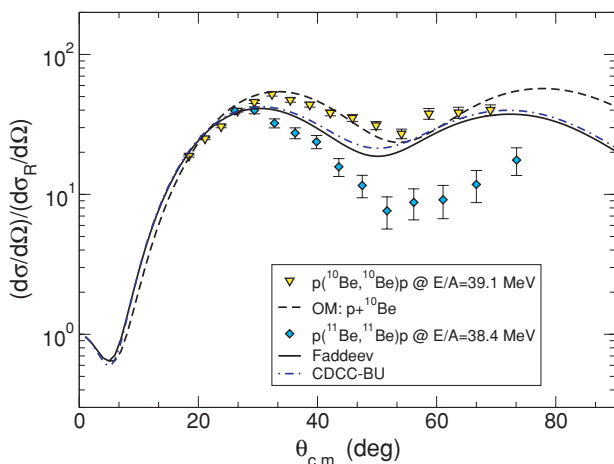


FIG. 7. (Color online) $^1\text{H}(^{11}\text{Be}, ^{11}\text{Be})p$ elastic cross section at $E_{\text{Lab}}/A = 38.4$ MeV. The solid line corresponds to exact three-body results while the dash-dotted line to CDCC. The dashed line corresponds to an optical potential fit to the corresponding ^{10}Be - p data of Ref. [25] shown by the triangles. The diamonds correspond to ^{11}Be - p elastic data of Ref. [25].

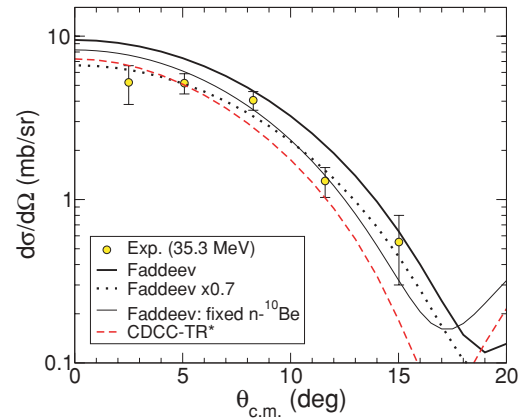


FIG. 8. (Color online) Transfer reaction $^1\text{H}(^{11}\text{Be}, ^{10}\text{Be})d$ cross section at $E_{\text{Lab}}/A = 38.4$ MeV. The thick solid line corresponds to the exact three-body result, while the dotted line corresponds to the same calculation multiplied by 0.7. The thin solid line is the exact calculation with a partial-wave independent n - ^{10}Be interaction. The latter is to be compared with the CDCC-TR* calculation (dashed line), as explained in the text. The experimental data are from Ref. [39] at $E_p = 35.3$ MeV.

is of more relevance than the second, demonstrating that the CDCC takes well into account the three-body effects fully present in the AGS approach. However, point (ii) suggests that in this reaction, degrees of freedom beyond three-body breakup are being excited [40].

One main difference between this and the previous two examples is the explicit inclusion of the transfer channel in the three-body calculations. In other words, there is no absorption in n - p , whereas the corresponding interactions in the previous two test cases n - ^{12}C and n - ^{58}Ni included absorption. In $^{11}\text{Be} + p$, the neutron transfer channel is very important. We show in Fig. 8 the three-body predictions for the transfer $^{11}\text{Be}(p, d)^{10}\text{Be}$ together with the data for $E_p = 35.5$ MeV [26]. The three-body calculation predicts the transfer cross section $\approx 20\%$ above the data. If a simple proportionality of the transfer cross section to the square of the n - ^{10}Be , $l = 0$, single-particle wave function were to be assumed, the three-body results would suggest ground state spectroscopic factors consistent with previous work [39].

We also show in this figure the prediction of the CDCC-TR*, obtained with Eq. (13). Because of the impossibility of including partial-wave dependent interactions in the evaluation of the coupling potentials, this calculation was performed assuming n - ^{10}Be potential of Eq. (15) with $V_0 = 51.639$ MeV in all partial waves, which reproduces the ground state of ^{11}Be . For a meaningful comparison with the exact result, we include also in this figure a Faddeev calculation performed with the same n - ^{10}Be interaction. Notice that in this case, there is no bound excited state in ^{11}Be . We see that the cross section for this CDCC-TR* calculation is about 15% smaller than the AGS and would hold a spectroscopy factor closer to unity. The difference between AGS and CDCC could be due to the fact that the CDCC wave function is not a good reproduction of the

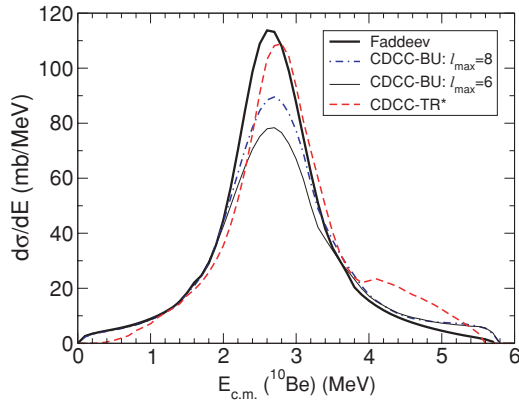


FIG. 9. (Color online) Semi-inclusive differential cross section for the reaction ${}^1\text{H}({}^{11}\text{Be}, {}^{10}\text{Be})pn$, at $E_{\text{Lab}}/A = 38.4$ MeV, vs ${}^{10}\text{Be}$ center of mass energy. The thick solid line corresponds to exact three-body results, the dashed line to CDCC-TR*, the dash-dotted line and the thin solid line to CDCC-BU with $l_{\text{max}} = 8$ and $l_{\text{max}} = 6$, respectively.

exact three-body wave function in the surface region, or that the choice of the optical potentials appearing in the remnant term of Eq. (16) is inadequate for this purpose, which could be connected to the poor description of the ${}^{11}\text{Be}$ elastic data.

Finally in Figs. 9 and 10 we show the semi-inclusive differential cross section for the breakup ${}^{11}\text{Be} + p \rightarrow {}^{10}\text{Be} + p + n$, where ${}^{10}\text{Be}$ is the detected particle. We present both the energy distribution (Fig. 9) and the angular distribution (Fig. 10). For the energy distribution, two CDCC-BU calculations are shown, one with $l \leq 8$ and one with $l \leq 6$ for the n - ${}^{10}\text{Be}$ motion. The significant difference between these two calculations suggests that the CDCC-BU calculation is not converged with respect to the number of n - ${}^{10}\text{Be}$ partial waves. The calculation with $l \leq 8$ reproduces reasonably well the shape of the energy distribution predicted by the AGS calculation, but it underestimates this cross section at the peak by about 20%. This underestimation could be due to the contribution of higher n - ${}^{10}\text{Be}$ partial waves or due to some

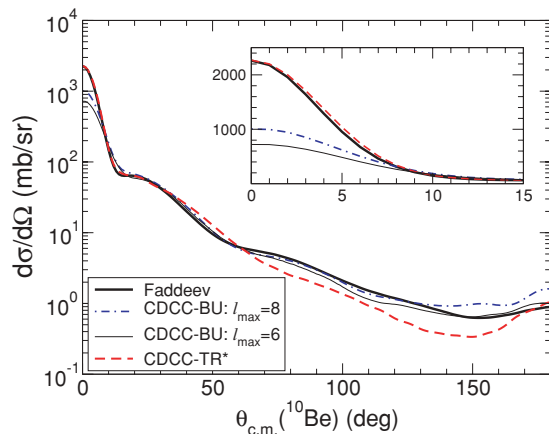


FIG. 10. (Color online) Same as Fig. 9, but showing ${}^{10}\text{Be}$ angular distribution after energy integration.

breakdown of CDCC. The angular distribution is also in good agreement with the exact result for the whole angular range, except at very small angles.

The CDCC-TR* calculation also reproduces reasonably well the energy distribution. For the higher ${}^{10}\text{Be}$ energies, however, this calculation is well above the AGS result. Moreover, some underestimation of the cross section is observed at the maximum of the distribution, as well as at low ${}^{10}\text{Be}$ energies. We notice that these energies are associated with configurations in which the pn system is in a very high excited state, and these states are difficult to include in the CDCC-TR* calculation. The peak observed in the energy distribution of Fig. 9 corresponds to n - p quasifree scattering, and it is natural that it is best reproduced by CDCC-TR*. Note that, as for the CDCC-TR* predictions for the transfer to the ground state, in the CDCC-TR* breakup, the fixed n - ${}^{10}\text{Be}$ partial-wave independent interaction was used to generate the deuteron continuum. However, in this case, the results are not very sensitive to this potential choice.

The CDCC-TR* angular distribution (Fig. 10) reproduces well the Faddeev calculation at small angles but underestimates the cross section for angles beyond 50° . We notice again that small angles are mainly associated with the np quasifree scattering region which is better described in a pn basis, as it is done in the TR* approach. Conversely, these configurations are difficult to describe in the n - ${}^{10}\text{Be}$ basis which explains the low convergence rate of the BU calculation at small ${}^{10}\text{Be}$ scattering angles.

We finish this section by noting that even if the CDCC wave function is not appropriate to describe breakup in all regions of phase space, this wave function can be accurate in a limited domain. For example, in the CDCC-BU calculations presented in this section, the CDCC solution can be a good approximation of the exact three-body wave function in the region of space that corresponds to small neutron- ${}^{10}\text{Be}$ separations.

VI. CONCLUSIONS

A comparative study of reaction observables calculated within the three-body AGS framework and the approximate CDCC equations is presented. The AGS results shown here involve heavier nuclei where optical potentials together with the full treatment of the Coulomb interaction are used to describe direct nuclear reactions driven by deuterons and halo nuclei. We perform calculations for the scattering of deuterons on ${}^{12}\text{C}$ at $E_d = 56$ MeV and ${}^{58}\text{Ni}$ at $E_d = 80$ MeV, as well as ${}^{11}\text{Be}$ on protons at $E_{\text{Lab}} = 38.4$ MeV/ A , and calculate elastic, breakup, and transfer observables.

The results indicate that for reactions involving the elastic scattering and breakup of deuterons on carbon and Ni targets, CDCC is in agreement with the full three-body results. Our calculations also reveal that Coulomb effects in the breakup of deuteron by ${}^{12}\text{C}$ are not negligible for proton forward-angle breakup. Indeed, the method of screening and renormalization used to treat the Coulomb interaction in the AGS equations is stretched to its limit of applicability in these regions of phase space characterized by small momentum transfer in the p - ${}^{12}\text{C}$

subsystem, a situation never encountered before in p - d [16] or d - α breakup [17].

For the ^{11}Be -proton test case, the picture is more complicated. For elastic scattering the two methods are in good agreement, though they still fall short in describing the data. For the transfer cross section, CDCC constructed on the deuteron continuum underestimates the cross section compared to the solution of the AGS equations. And finally for the breakup observables, we only find good agreement between CDCC and Faddeev in certain regions of phase space, depending strongly on the choice of the basis used for the CDCC expansion. Specifically, in the energy regime dominated by p - n quasifree scattering (forward ^{10}Be angle) the representation based on the pn system (CDCC-TR*) accounts well for the full three-body effects; whereas for large angles of the detected fragment, corresponding to small excitations of the n - ^{10}Be system, the basis constructed from the ^{11}Be continuum (CDCC-BU) is more appropriate. A word of caution is required for the choice of the CDCC basis to be used for given kinematic regimes. It is also important to note that the rate of convergence of the CDCC observables is very slow, particularly for CDCC-BU. This may in part explain the disagreement found at some angles and energies of the detected fragments.

The CDCC equations attempt to produce a wave function that describes all the three-body effects, from small internal projectile distances to very large ones. In fact, all CDCC-BU observables are obtained here from the asymptotics of the three-body wave function. Since this is computationally very demanding, an alternative has been suggested that consists in using the wave function only in the range of the interactions, that is, inserted into the post form transition amplitude [41]. Further work on this topic is needed to explore such a possibility.

ACKNOWLEDGMENTS

We are grateful to Jeff Tostevin, for providing us the code to calculate breakup observables in CDCC calculations. We thank Ron Johnson for useful discussions related to CDCC. A.D. is supported by the Fundação para a Ciência e a Tecnologia (FCT) grant SFRH/BPD/14801/2003, E.C. and A.C.F. in part by the FCT grant POCTI/ISFL/2/275, A.M.M. by Junta de Andalucía and the Ministerio de Educación y Ciencia under project FPA2006-1387-C, and F.M.N. by the National Science Foundation through grant PHY-0555893.

APPENDIX

The kinematic situations characterized by small momentum transfer Δk in the subsystem of charged particles are sensitive to the screened Coulomb potential at large distances. In elastic scattering, Δk may even vanish, but the problem is resolved by separating the long-range part of the amplitude of Eq. (4) and explicitly performing the $R \rightarrow \infty$ limit. In breakup the transition operator is a Coulomb-distorted short-range operator, Δk is always nonzero, and the $R \rightarrow \infty$ limit can be reached at finite R with sufficient accuracy. Nevertheless, the decomposition of the breakup operator of Eq. (2b) into two parts with different range properties, i.e.,

$$U_{0\alpha}^{(R)}(Z) = B_{0\alpha}^{(R)}(Z) + [U_{0\alpha}^{(R)}(Z) - B_{0\alpha}^{(R)}(Z)], \quad (\text{A1})$$

may be useful in practical calculations. It was shown in Refs. [16,28,42] that the $R \rightarrow \infty$ limit in Eq. (6b) exists for both parts separately and that the longer range part of the breakup amplitude is given by

$$B_{0\alpha}^{(R)}(Z) = [1 + T_{\rho R}(Z)G_0(Z)]v_\alpha [1 + G_\alpha^{(R)}(Z)T_{\alpha R}^{\text{c.m.}}(Z)], \quad (\text{A2})$$

where ρ is the neutral particle and $T_{\rho R}(Z) = w_{\rho R} + w_{\rho R}G_0(Z)T_{\rho R}(Z)$ is the two-charged-particle screened Coulomb transition matrix. This part of the amplitude, called the pure Coulomb breakup term, requires a larger screening radius for convergence if Δk is small, but is simpler to calculate than the full $U_{0\alpha}^{(R)}(Z)$. In contrast, the convergence with R is faster for the shorter range part $[U_{0\alpha}^{(R)}(Z) - B_{0\alpha}^{(R)}(Z)]$, even when Δk is small. Therefore in kinematic configurations of $d + ^{12}\text{C}$ breakup with small Δk , it is sufficient to calculate $[U_{0\alpha}^{(R)}(Z) - B_{0\alpha}^{(R)}(Z)]$ with standard parameters described in Sec. IV A, but the remaining term $B_{0\alpha}^{(R)}(Z)$ needs considerably larger R . In the latter case, we use the form

$$\begin{aligned} B_{0\alpha}^{(R)}(Z) &= w_{\rho R}G_0(Z)T_{\rho R}(Z) - W_{\alpha R}^{\text{c.m.}}G_\alpha^{(R)}(Z)T_{\alpha R}^{\text{c.m.}}(Z) \\ &\quad + T_{\rho R}(Z)G_0(Z)v_\alpha G_\alpha^{(R)}(Z)T_{\alpha R}^{\text{c.m.}}(Z) \\ &\quad + w_{\rho R} - W_{\alpha R}^{\text{c.m.}}, \end{aligned} \quad (\text{A3})$$

which is equivalent to Eq. (A2) on-shell. The partial-wave convergence is slowest for the last term $w_{\rho R} - W_{\alpha R}^{\text{c.m.}}$, which we therefore calculate without partial-wave expansion. Reasonably converged $d + ^{12}\text{C}$ breakup results in the present paper are obtained with the screening radius up to 60 fm for the pure Coulomb breakup term. Partial waves with p - ^{12}C orbital angular momentum $l \leq 38$ and total angular momentum $J \leq 100$ are included in the calculation of $B_{0\alpha}^{(R)}(Z)$.

[1] R. C. Johnson and P. J. R. Soper, Phys. Rev. C **1**, 976 (1970).
 [2] G. H. Rawitscher, Phys. Rev. C **9**, 2210 (1974).
 [3] N. Austern, Y. Iseri, M. Kamimura, M. Kawai, G. Rawitscher, and M. Yahiro, Phys. Rep. **154**, 125 (1987).
 [4] M. Yahiro, N. Nakano, Y. Iseri, and M. Kamimura, Prog. Theor. Phys. **67**, 1464 (1982); Prog. Theor. Phys. Suppl. **89**, 32 (1986).
 [5] M. Yahiro, Y. Iseri, M. Kamimura, and M. Nakano, Phys. Lett. **B141**, 19 (1984).

[6] J. A. Tostevin, F. M. Nunes, and I. J. Thompson, Phys. Rev. C **63**, 024617 (2001).
 [7] J. A. Tostevin *et al.*, Phys. Rev. C **66**, 024607 (2002).
 [8] A. Shrivastava *et al.*, Phys. Lett. **B596**, 54 (2004).
 [9] A. M. Moro, R. Crespo, F. M. Nunes, and I. J. Thompson, Phys. Rev. C **67**, 047602 (2003).
 [10] H. B. Jeppesen *et al.*, Phys. Lett. **B642**, 449 (2006).
 [11] A. M. Moro and F. M. Nunes, Nucl. Phys. **A767**, 138 (2006).

- [12] L. D. Faddeev, Zh. Eksp. Theor. Fiz. **39**, 1459 (1960); [Sov. Phys. JETP **12**, 1014 (1961)].
- [13] E. O. Alt, P. Grassberger, and W. Sandhas, Nucl. Phys. **B2**, 167 (1967).
- [14] E. O. Alt, A. M. Mukhamedzhanov, M. M. Nishonov, and A. I. Sattarov, Phys. Rev. C **65**, 064613 (2002).
- [15] E. O. Alt, L. D. Blokhintsev, A. M. Mukhamedzhanov, and A. I. Sattarov, Phys. Rev. C **75**, 054003 (2007).
- [16] A. Deltuva, A. C. Fonseca, and P. U. Sauer, Phys. Rev. C **71**, 054005 (2005); Phys. Rev. Lett. **95**, 092301 (2005); Phys. Rev. C **72**, 054004 (2005); **73**, 057001 (2006).
- [17] A. Deltuva, Phys. Rev. C **74**, 064001 (2006).
- [18] A. Deltuva and A. C. Fonseca, Abstract submitted to the Fall Meeting of the Nuclear Physics Division of the American Physical Society (2006).
- [19] R. Crespo, E. Cravo, A. Deltuva, M. Rodríguez-Gallardo, and A. C. Fonseca, Phys. Rev. C **76**, 014620 (2007).
- [20] N. Austern, M. Kawai, and M. Yahiro, Phys. Rev. Lett. **63**, 2649 (1989).
- [21] N. Austern, M. Kawai, and M. Yahiro, Phys. Rev. C **53**, 314 (1996).
- [22] N. Matsuoka *et al.*, Nucl. Phys. **A455**, 413 (1986).
- [23] G. Duhamel *et al.*, Nucl. Phys. **A174**, 485 (1971).
- [24] E. J. Stephenson *et al.*, Phys. Rev. C **28**, 134 (1983).
- [25] V. Lapoux *et al.*, Phys. Lett. B (2007).
- [26] S. Fortier *et al.*, Phys. Lett. **B461**, 22 (1999).
- [27] J. R. Taylor, Nuovo Cimento B **23**, 313 (1974); M. D. Semon and J. R. Taylor, Nuovo Cimento A **26**, 48 (1975).
- [28] E. O. Alt, W. Sandhas, and H. Ziegelmann, Phys. Rev. C **17**, 1981 (1978); E. O. Alt and W. Sandhas, *ibid.* **21**, 1733 (1980).
- [29] A. Deltuva, Ph.D. thesis, University of Hannover, 2003, <http://edok01.tib.uni-hannover.de/edoks/e01dh03/374454701.pdf>.
- [30] A. Deltuva, K. Chmielewski, and P. U. Sauer, Phys. Rev. C **67**, 034001 (2003).
- [31] N. Austern, M. Kawai, and M. Yahiro, Phys. Rev. Lett. **63**, 2649 (1989); Phys. Rev. C **53**, 314 (1996).
- [32] A. M. Moro, R. Crespo, H. Garcia-Martinez, E. F. Aguilera, E. Martinez-Quiroz, J. Gomez-Camacho, and F. M. Nunes, Phys. Rev. C **68**, 034614 (2003).
- [33] D. Escrib *et al.*, Nucl. Phys. **A792**, 2 (2007).
- [34] R. C. Johnson and P. J. R. Soper, Nucl. Phys. **A182**, 619 (1972).
- [35] B. A. Watson, P. P. Singh, and R. E. Segel, Phys. Rev. **182**, 977 (1969).
- [36] N. Matsuoka *et al.*, Nucl. Phys. **A391**, 357 (1982).
- [37] F. D. Becchetti, Jr. and G. W. Greenlees, Phys. Rev. **182**, 1190 (1969).
- [38] N. W. Schellingerhout, L. P. Kok, S. A. Coon, and R. M. Adam, Phys. Rev. C **48**, 2714 (1993).
- [39] J. S. Winfield *et al.*, Nucl. Phys. **A683**, 48 (2001).
- [40] N. C. Summers and F. M. Nunes, Phys. Rev. C **76**, 014611 (2007).
- [41] R. C. Johnson, AIP Conf. Proc. **791**, 128 (2005).
- [42] E. O. Alt and M. Rauh, Few-Body Syst. **17**, 121 (1994).