

Test of the modified BCS model at finite temperature

V. Yu. Ponomarev^{1,2,*} and A. I. Vdovin¹

¹*Bogoliubov Laboratory of Theoretical Physics, Joint Institute for Nuclear Research, RU-141980 Dubna, Russia*

²*Institut für Kernphysik, Technische Universität Darmstadt, D-64289 Darmstadt, Germany*

(Received 20 December 2004; published 29 September 2005)

A recently suggested modified BCS (MBCS) model has been studied at finite temperatures. We show that this approach does not allow the existence of the normal (nonsuperfluid) phase at any finite temperature (FT). Other MBCS predictions, such as a negative pairing gap, pairing induced by heating in closed-shell nuclei, and superfluid to super-superfluid phase transition are discussed also. The MBCS model is tested by comparing it with exact solutions for the picket fence model. Severe violation of the internal symmetry of the problem is detected. The MBCS equations are found to be inconsistent. The limit of the MBCS applicability has been determined to be far below the superfluid–normal phase transition of the conventional FT-BCS, where the model performs worse than the FT-BCS.

DOI: 10.1103/PhysRevC.72.034309

PACS number(s): 21.60.–n, 24.10.Pa

I. MOTIVATION

Interest in nuclear pairing correlations has been intensified for many reasons in recent years (see, e.g., reviews in Refs. [1,2]). Among the many aspects of the problem, the thermal behavior of the pairing correlations in nuclei is also considered. It is well known that results produced by the conventional thermal BCS approach are not very precise when applied to finite many-particle systems like atomic nuclei, principally because of particle number fluctuations. In order to overcome, at least partially, the shortcomings of the BCS approach, a new model, named the modified BCS (MBCS), was suggested and explored in Refs. [3–7]. According to the MBCS calculations, a sharp superfluid–normal phase transition, which is a distinct feature of the conventional thermal BCS theory, appears at much higher temperatures and may be washed out completely. In this paper we analyze the performance of the MBCS.

II. INTRODUCTION TO THE MBCS MODEL

The conventional BCS theory is based on the Bogoliubov transformation from particle creation a_{jm}^\dagger and annihilation a_{jm} operators to quasiparticle operators $\{\alpha_{jm}^\dagger, \alpha_{jm}\}$:

$$a_{jm}^\dagger = u_j \alpha_{jm}^\dagger + v_j \alpha_{j\bar{m}}, \quad (1)$$

where the index jm corresponds to the level of a mean field with quantum numbers $j \equiv [n, l, j]$, projection m (we consider the spherical case) and energy ε_j . The tilde in Eq. (1) and below indicates the time-reversal operation: $\alpha_{j\bar{m}} = (-1)^{j-m} \alpha_{j-m}$.

The BCS equations at zero temperature, $T = 0$, are obtained, e.g., by minimization of the energy of the pairing Hamiltonian,

$$H_{\text{pair}} = \sum_{jm} \varepsilon_j a_{jm}^\dagger a_{jm} - \frac{1}{4} \sum_{jmj'm'} G_{jj'} a_{jm}^\dagger a_{j\bar{m}}^\dagger a_{j'\bar{m}'} a_{j'm'}, \quad (2)$$

in the ground state (treated as a quasiparticle vacuum) under the condition that the number of particles N in the system is conserved on average. Let us consider the simplest case of a constant pairing matrix element $G_{jj'} = G$. Then the BCS equations have the form

$$\begin{aligned} N &= 2 \sum_j \Omega_j v_j^2, \\ \Delta &= G \sum_j \Omega_j u_j v_j, \end{aligned} \quad (3)$$

where

$$u_j = \sqrt{\frac{1}{2} \left(1 + \frac{\varepsilon_j - \lambda}{E_j} \right)}, \quad v_j = \sqrt{\frac{1}{2} \left(1 - \frac{\varepsilon_j - \lambda}{E_j} \right)}, \quad (4)$$

$\Omega_j = (j + 1/2)$, and $E_j = \sqrt{(\varepsilon_j - \lambda)^2 + \Delta^2}$ is the quasiparticle energy. In these equations Δ is a pairing gap and λ is a chemical potential or the energy of a Fermi level.

The nuclear Hamiltonian $H' = H_{\text{pair}} - \lambda \hat{N}$ can be rewritten in terms of quasiparticles as

$$H' = U + \sum_j b_j \mathcal{N}_j + \sum_j c_j (\mathcal{A}_j^\dagger + \mathcal{A}_j) + H_c + H_{\text{res}}, \quad (5)$$

where

$$\mathcal{N}_j = \sum_m \alpha_{jm}^\dagger \alpha_{jm}, \quad \mathcal{A}_j^\dagger = \frac{1}{\sqrt{\Omega_j}} \sum_{m>0} \alpha_{jm}^\dagger \alpha_{j\bar{m}}^\dagger,$$

and (see, e.g., Ref. [8])

$$\begin{aligned} U &= 2 \sum_j \Omega_j (\varepsilon_j - \lambda) v_j^2 - G \left(\sum_{j'} \Omega_{j'} u_{j'} v_{j'} \right)^2, \\ b_j &= (\varepsilon_j - \lambda) (u_j^2 - v_j^2) + 2G u_j v_j \sum_{j'} \Omega_{j'} u_{j'} v_{j'}, \end{aligned} \quad (6)$$

$$c_j = 2\sqrt{\Omega_j} (\varepsilon_j - \lambda) u_j v_j - G \sqrt{\Omega_j} (u_j^2 - v_j^2) \sum_{j'} \Omega_{j'} u_{j'} v_{j'}.$$

*Electronic address: ponomare@crunch.ikp.physik.tu-darmstadt.de

In Eqs. (6) the terms that renormalize single-particle energies ($\sim Gv_j^2$) are omitted.

When the pairing strength G is weak, the BCS equations yield the trivial solution (normal phase): $\{u_j, v_j\} = \{0(1), 1(0)\}$ for all j , i.e., $\Delta = 0$. Above some critical value G_{cr} , a superfluid solution appears energetically preferable. The value of the pairing gap Δ , which receives a positive contribution from all levels, may be considered a measure of how strong pairing is in the system. Indeed, the $u_j v_j$ combination in the second expression of Eqs. (3) indicates how far away the system is from the trivial solution.

In the conventional BCS theory at finite temperature (FT-BCS), minimization of the pairing Hamiltonian is replaced by the statistical average of the free energy over the grand canonical ensemble. The FT-BCS equations read as

$$\begin{aligned} N &= 2 \sum_j \Omega_j [(1 - 2n_j)v_j^2 + n_j], \\ \Delta &= G \sum_j \Omega_j (1 - 2n_j)u_j v_j, \end{aligned} \quad (7)$$

where n_j are the thermal Fermi-Dirac occupation numbers for the Bogoliubov quasiparticles,

$$n_j = 1/[1 + \exp(E_j/T)], \quad (8)$$

with u_j and v_j coefficients and energies E_j having the same form as Eqs. (4) at $T = 0$. However, now they are temperature dependent through the Δ and λ values.

The MBCS model also starts from the Hamiltonian [Eq. (2)] and the canonical Bogoliubov transformation [Eq. (1)]. New ingredients appear at the extension of the approach to finite temperatures.

In brief, a temperature-dependent unitary transformation to the Bogoliubov quasiparticles $\{\alpha_{jm}^\dagger, \alpha_{jm}\}$ is applied, thus transforming them into new bar-quasiparticles $\{\bar{\alpha}_{jm}^\dagger, \bar{\alpha}_{jm}\}$:

$$\bar{\alpha}_{jm}^\dagger = \sqrt{1 - n_j} \alpha_{jm}^\dagger + \sqrt{n_j} \alpha_{j\bar{m}}. \quad (9)$$

A new ground state $|\bar{0}\rangle$ is introduced as a vacuum for the bar-quasiparticles:

$$\langle \bar{0} | \bar{\alpha}_{jm}^\dagger \bar{\alpha}_{jm} | \bar{0} \rangle = 0. \quad (10)$$

The coefficients in the transformation, Eq. (9), are selected so that

$$\langle \bar{0} | \alpha_{jm}^\dagger \alpha_{jm} | \bar{0} \rangle = n_j, \quad (11)$$

and it is assumed that the occupation numbers n_j for the Bogoliubov quasiparticles should have the same form, Eq. (8), as in the statistical approach.

Combining Eqs. (1) and (9) the particle operators $\{a_{jm}^\dagger, a_{jm}\}$ are expressed in terms of the bar-quasiparticle $\{\bar{\alpha}_{jm}^\dagger, \bar{\alpha}_{jm}\}$ operators:

$$a_{jm}^\dagger = \bar{u}_j \bar{\alpha}_{jm}^\dagger + \bar{v}_j \bar{\alpha}_{j\bar{m}}, \quad (12)$$

where

$$\bar{u}_j = u_j \sqrt{1 - n_j} + v_j \sqrt{n_j}, \quad \bar{v}_j = v_j \sqrt{1 - n_j} - u_j \sqrt{n_j}. \quad (13)$$

Since the expectation value of H_{pair} at $T \neq 0$ in the $|\bar{0}\rangle$ ground state looks similar in terms of \bar{u}_j and \bar{v}_j coefficients to the one at zero temperature in terms of u_j and v_j , the MBCS equations are written in analogy to Eqs. (3) as

$$\begin{aligned} N &= 2 \sum_j \Omega_j \bar{v}_j^2, \\ \bar{\Delta} &= G \sum_j \Omega_j \bar{u}_j \bar{v}_j \end{aligned} \quad (14)$$

or, in terms of u_j and v_j coefficients and thermal quasiparticle occupation numbers n_j ,

$$\begin{aligned} N &= 2 \sum_j \Omega_j [(1 - 2n_j)v_j^2 + n_j - 2\sqrt{n_j(1 - n_j)}u_j v_j], \\ \bar{\Delta} &= G \sum_j \Omega_j [(1 - 2n_j)u_j v_j - \sqrt{n_j(1 - n_j)}(u_j^2 - v_j^2)]. \end{aligned} \quad (15)$$

III. THERMAL BEHAVIOR OF THE MBCS PAIRING GAP

In Refs. [3–5], applying the MBCS to study the thermal behavior of different nuclear quantities, the authors point out the following distinctive features of the new model: (a) the pairing gap decreases monotonically as temperature increases and does not vanish even at very high T ; (b) the superfluid–normal phase transition is completely washed out.

Taking the MBCS equations as they have been suggested, we analyze the validity of the above results. We have repeated the MBCS calculations for neutrons in Ni isotopes and for neutrons and protons in ^{120}Sn in Refs. [4] and [5], respectively. The MBCS equations (15) have been solved with an accuracy of 10^{-11} . Our code excellently reproduces all the results in Ref. [4]. As typical examples, we use in this presentation the nuclei ^{76}Ni (quasibound calculation; single-particle levels in the continuum having no width), ^{84}Ni (resonant-continuum calculation; finite width is taken into account for the levels with positive energy) and ^{120}Sn .

We start with the thermal behavior of the pairing gap. The neutron MBCS pairing gap in ^{76}Ni is plotted in Fig. 1(a). One notices that it reaches zero at $T \approx 2.1$ MeV and continues to decrease with the negative sign. These calculations were performed as reported in Ref. [4] on a truncated single-particle basis assuming the $N = 0 - 28$ inert core. Later it was recommended in Ref. [5] that the MBCS calculations should be performed on an entire or as large as possible single-particle spectrum. However, though in Ni isotopes this recipe of the entire spectrum helps to avoid negative values of the pairing gap, it does not work in the case of ^{120}Sn (see below).

In calculations with a wider single-particle spectrum in Ni isotopes we have found that the gap starts to continuously increase above a certain temperature, always remaining positive. The pairing strength has been renormalized to keep the $\bar{\Delta}(T = 0)$ value.

An example of such behavior of the pairing gap is presented in Fig. 2(a) for ^{84}Ni . As can be seen, at $T \approx 3.3$ MeV some strange discontinuities are apparent, a phenomenon that may be defined as a superfluid–super-superfluid (S-SS)

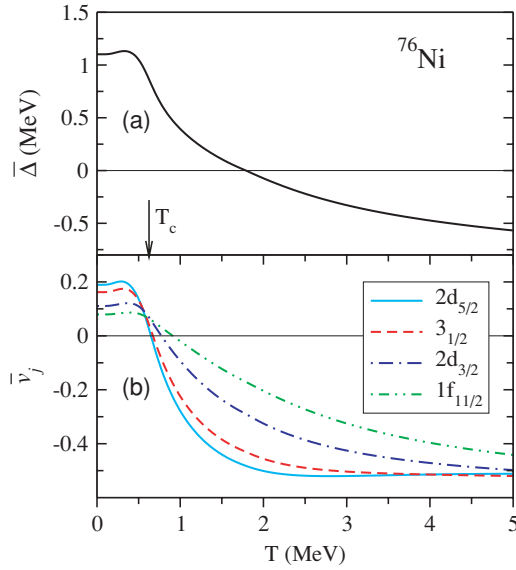


FIG. 1. (Color online) MBCS (a) pairing gap $\bar{\Delta}$ and (b) \bar{v}_j coefficients for particle levels near the Fermi surface in ^{76}Ni (neutrons). The conventional critical temperature T_c is shown by the vertical arrow, and the single-particle spectrum used is from Ref. [4].

phase transition. At this temperature, the MBCS equations find a new energetically preferable solution. A T dependence

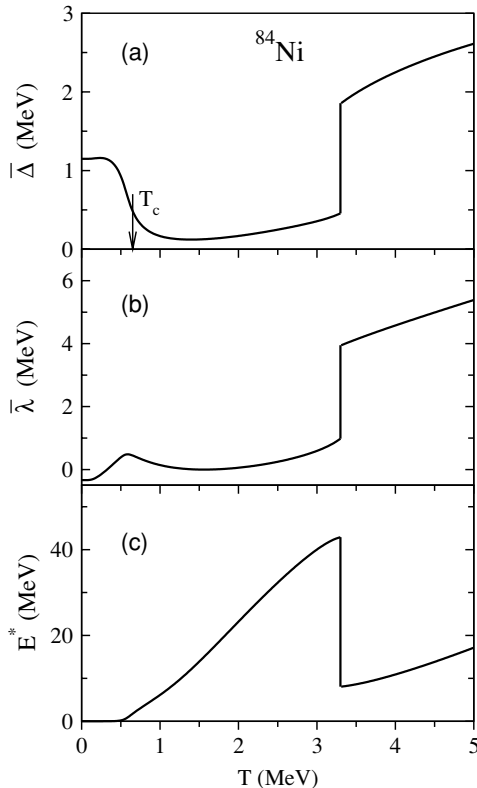


FIG. 2. MBCS (a) pairing gap $\bar{\Delta}$, (b) chemical potential $\bar{\lambda}$, and (c) excitation energy E^* in ^{84}Ni (neutrons). The single-particle spectrum from Ref. [4] is extended by including levels from $N = 0 - 28$ shells.

of the total excitation energy given by

$$E^* = \mathcal{E}(T) - \mathcal{E}(0), \quad (16)$$

where $\mathcal{E}(T)$ is calculated from Eq. (45) in Ref. [4], is shown in Fig. 2(c). The chemical potential jumps away from the $\lambda(T=0)$ value at $T \approx 3.3$ MeV [see Fig. 2(b)].

In short, while at the $\bar{\Delta} = 0$ point the behavior of physical observables is smooth [see Fig. 1(b)], at the S-SS point discontinuities in excitation energy, pairing gap, and chemical potential take place. Thus, there is no phase transition from the superfluid to normal phase within the MBCS, but instead a phase transition of a new type is predicted at finite temperatures.

The absence of the normal phase in all MBCS calculations has motivated us to apply this model to a magic-number system of nucleons in which the existence of this phase at $T = 0$ is expected. The nucleus ^{120}Sn has been taken as an example. The MBCS neutron pairing gap [solid curve in Fig. 3(a)] in this nucleus shows the same behavior as already discussed for ^{76}Ni even though a rather complete single-particle basis has been employed in ^{120}Sn . The neutron pairing gap vanishes at $T \approx 5.5$ MeV and becomes negative at higher temperatures.

The proton gap in ^{120}Sn exhibits a rather strange behavior as a function of T . Starting from zero value at $T = 0$ the gap smoothly develops to a value of -0.73 MeV at $T = 5$ MeV [dashed curve in Fig. 3(a)]. A completely different result for the MBCS proton pairing gap in this nucleus has been reported in Ref. [5], and it is shown as the dotted line $\bar{\Delta}_{\text{CS}}$ in Fig. 3(a). To obtain it, it has been suggested that closed-shell systems should be treated differently from open-shell ones, namely, all summations in the MBCS equations (15) should be carried over hole levels only.

In our opinion, the last recipe contradicts the previous recipe of using the entire spectrum in the same publication.

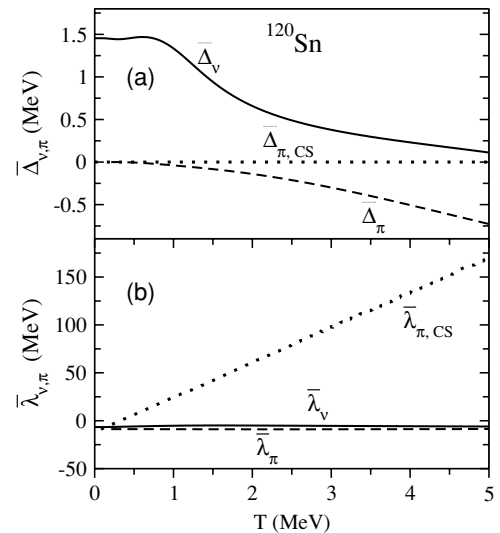


FIG. 3. MBCS (a) pairing gap $\bar{\Delta}$ and (b) chemical potential $\bar{\lambda}$ for neutrons (solid curves) and protons (dashed curves) in ^{120}Sn . $\bar{\Delta}_{\text{CS}}$ and $\bar{\lambda}_{\text{CS}}$ (dotted curves) correspond to closed-shell calculations in Ref. [5]. See text for details.

It is also evident that this artificial constraint cannot be justified for a heated system. Indeed, both subsystems, the former hole (fully occupied) and particle (empty) levels, become partially occupied owing to the heating, and there are no physical reasons to ignore the particle part of a single-particle spectrum. Moreover, to keep the number of nucleons N constant under the above constraint forces the MBCS equations to abnormally renormalize the corresponding chemical potential. In the above CS calculations the $\bar{\lambda}$ quantity moves rapidly away from $\bar{\lambda}_{\pi,CS}(T=0) = -10$ MeV to $\bar{\lambda}_{\pi,CS}(T=5) = +175$ MeV [following the dotted line in Fig. 3(b)]. In addition, the capacity of the system is zero in the CS approximation; i.e., the system is artificially frozen.

The above MBCS results are natural consequences of Eqs. (15). For example, these equations do not have the trivial solution $\{\bar{u}_j, \bar{v}_j\} = \{0(1), 1(0)\}$. Indeed, from Eqs. (13) the solution would correspond to

$$\begin{aligned} u_j &= \sqrt{1-n_j}; & v_j &= \sqrt{n_j} & \text{-- particles,} \\ u_j &= -\sqrt{n_j}; & v_j &= \sqrt{1-n_j} & \text{-- holes,} \end{aligned}$$

and contradict the positive definition of u_j .

One may also notice from Eqs. (13) that \bar{v}_j coefficients become negative for particle levels above a certain temperature, with n_j increasing, since $v_j \ll u_j$. In this case the MBCS pairing gap $\bar{\Delta}$ receives a positive contribution from hole levels and a negative contribution from particle levels. Thus the contributions of single-particle and single-hole states to a pairing phenomenon appear to be essentially different.

Numerical calculations [see Fig. 1(b)] show that two terms in the second expression of Eqs. (15) compensate each other around the critical temperature of the conventional BCS $T_c \approx 0.57 \times \Delta_{T=0}$ for particle levels, and \bar{v}_j become negative at higher temperatures. The gap $\bar{\Delta}$ may vanish at some temperature but only when a negative contribution from particles and positive contribution from holes cancel each other (notice the difference from the conventional BCS, $\Delta = 0$). However if this happens at higher T , the balance appears to be broken and $\bar{\Delta}$ becomes finite again. This also means that $\bar{\Delta} = 0$ has nothing in common with the normal phase and that one cannot conclude from the absolute value of the pairing gap how strong the pairing is in the system.

The temperature behavior of the pairing gap depends on a delicate balance between particle and hole parts of the single-particle basis used, which makes the MBCS predictions very doubtful.

IV. MBCS AND EXACT SOLUTIONS OF THE PAIRING HAMILTONIAN

In this section we compare MBCS predictions with exact solutions of the pairing Hamiltonian employing the picket fence model (PFM) [9], which is widely used as a test model for the pairing problem (see, e.g., Ref. [10]). For numeric calculations we have selected $N = 10$ levels, each twofold degenerate (for spin up and spin down), with the energy difference of 1 MeV and 10 particles distributed over the levels. This configuration thus represents five levels for holes with

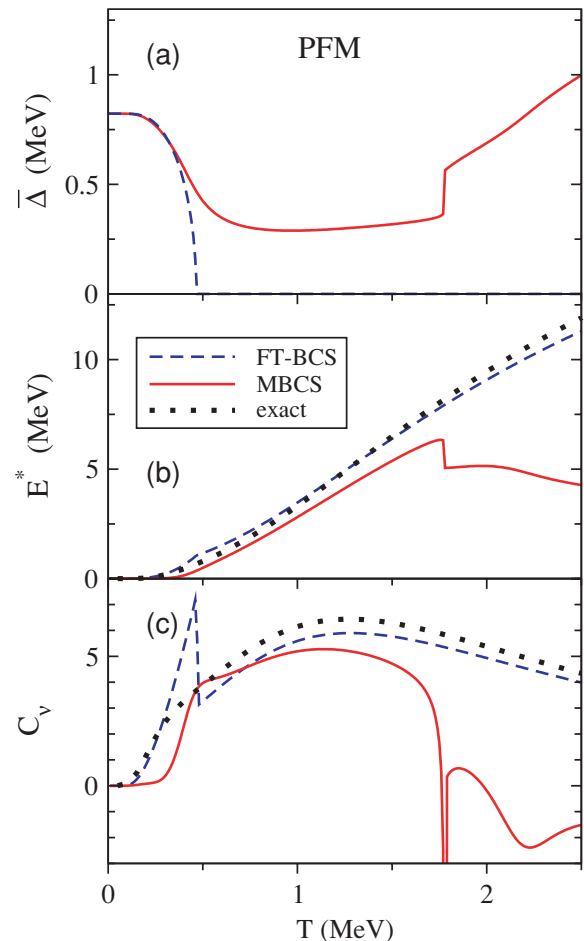


FIG. 4. (Color online) (a) Pairing gap $\bar{\Delta}$, (b) excitation energy E^* , and (c) specific heat C_v , as predicted by the MBCS (solid curves) and FT-BCS (dashed curves) for the PFM ($N = 10$ and $G = 0.4$ MeV). The exact results in (b) and (c) are plotted as dotted curves.

energies $\varepsilon_{-i} = -0.5$ MeV, -1.5 MeV, etc. and five levels for particles with energies $\varepsilon_i = +0.5$ MeV, $+1.5$ MeV, etc.

The MBCS predictions for the pairing gap, excitation energy, and specific heat given by

$$C_v = \frac{\partial \mathcal{E}}{\partial T}$$

are shown in Fig. 4 by the solid curves. Here, the FT-BCS results are also shown as dashed curves (explicit expressions for the quantity \mathcal{E} in both approaches are given below). Both the MBCS and FT-BCS can be compared with the exact solutions of the pairing Hamiltonian (dotted curves). It should be noted that the MBCS-PFM pairing gap behavior is qualitatively very similar to the one in ^{84}Ni reported in Fig. 2(a) and that the superfluid–super-superfluid phase transition takes place at $T \approx 1.78$ MeV.

One concludes from Fig. 4 that the MBCS does not achieve its main goal of improving on the description of heated nuclei in the conventional FT-BCS. Indeed, except for a narrow region around T_c , the deviation from the exact results is worse in the MBCS case than in the conventional FT-BCS, which

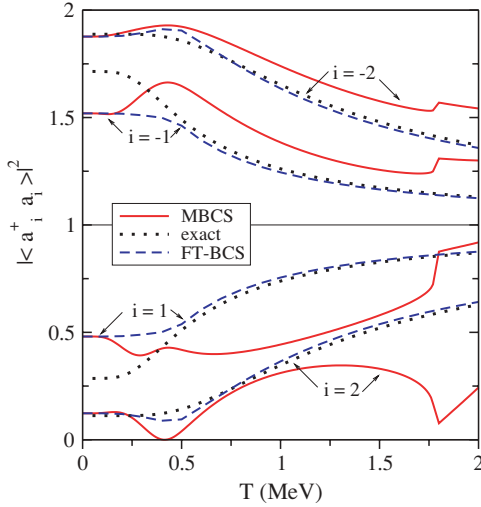


FIG. 5. (Color online) Spectroscopic factors of the two lowest particle and hole levels in the PFM ($N = 10$ and $G = 0.4$ MeV) calculated within the MBCS (solid curves) and FT-BCS (dashed curves). Dotted curves represent the exact results.

holds even at a very low temperature. It is also obvious that the superfluid–super-superfluid phase transition and the overall behavior at higher temperatures are artificial effects of the MBCS.

In addition, a more detailed analysis shows that the situation with the MBCS is much worse than the disagreement apparent in Fig. 4. We further present in Fig. 5 the spectroscopic factors for two particle and two hole levels closest to the Fermi surface, within the MBCS (solid curves) and FT-BCS (dashed curves) for a comparison with the exact results (dotted curves). It is important to keep in mind that the pairing Hamiltonian in the PFM possesses particle-hole symmetry. For this reason, dotted curves in Fig. 5 for hole $-i$ and particle i levels are ideally symmetric about the $y = 1$ line. The same is true for the FT-BCS results. Nothing of this symmetry remains after the secondary Bogoliubov transformation of Eq. (9) is applied in the MBCS (see solid curves in the same figure). In addition, the description of this physical observable in the MBCS is very poor compared with the FT-BCS results.

Breaking of the particle-hole symmetry in the MBCS calculations is even more clearly seen from an analysis of the MBCS quasiparticle spectrum presented in Fig. 6(b). In the PFM it should be twofold degenerate (i.e., $\bar{E}_i \equiv \bar{E}_{-i}$) as, e.g., in the FT-BCS calculation in Fig. 6(a), because of this symmetry. The chemical potential $\bar{\lambda}$ in the MBCS calculations does not stay at zero energy (as it should) but moves rapidly to positive values as temperature increases. This explains why the level $i = 2$ appears at a lower energy than the $i = 1$ level above $T \approx 1.6$ MeV. It is also the origin of the E_i/E_{-i} splitting in these calculations.

We have repeated the MBCS-PFM calculations with different values of the pairing strength $G > G_{cr}$. As G increases, the MBCS superfluid–super-superfluid phase transition takes place at a lower temperature, and the splitting of i and $-i$ levels becomes stronger.

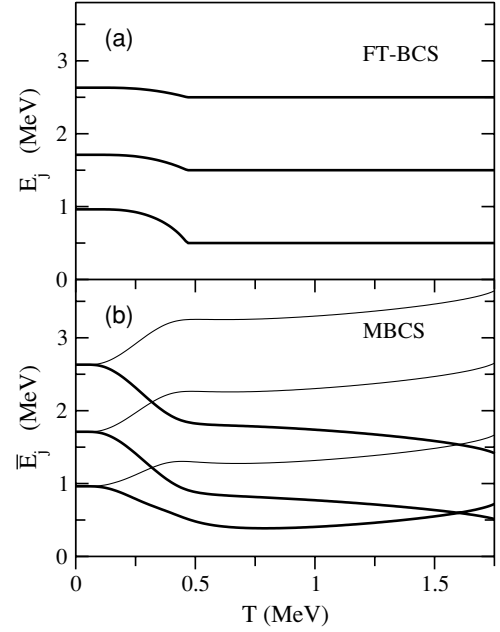


FIG. 6. Quasiparticle spectrum in the PFM ($N = 10$ and $G = 0.4$ MeV) within (a) the FT-BCS and (b) the MBCS. Particle (hole) levels are plotted as thick (thin) curves.

Another consequence of the particle-hole symmetry is that under any conditions it should be true that $u_i \equiv v_{-i}$ and $v_i \equiv u_{-i}$ or, alternatively,

$$u_i^2 + u_{-i}^2 \equiv u_i^2 + v_i^2 = 1. \quad (17)$$

In Fig. 7 we demonstrate what happens to this analytical identity in the MBCS. The calculations have been performed for a different number of levels N of the PFM, and the strength parameter G has been adjusted to keep $T_c = 0.5$ MeV in each calculation. The convergence of the results in this T range (also for $\bar{\Delta}$, $\bar{\lambda}$, and E^*) is reached at $N \approx 10$. The conclusion from Fig. 7 is that the analytical identity of Eq. (17) is completely broken in MBCS calculations even at very low temperatures.

Thus one can see that the MBCS severely violates the symmetry between particles and holes, which is an essential feature of the pairing problem solved for the PFM. Accordingly, the

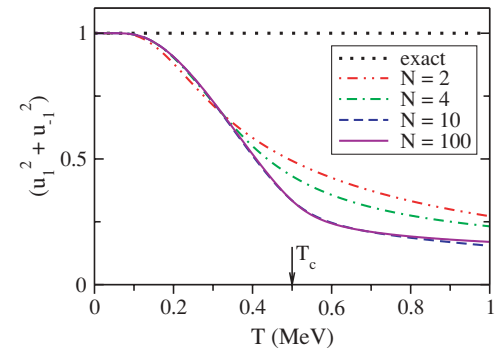


FIG. 7. (Color online) The $(u_1^2 + u_{-1}^2)$ quantity in the MBCS-PFM calculations with different N . $T_c = 0.5$ MeV is the same in all calculations. Analytical identity ($y = 1$) is plotted as a dotted curve.

MBCS can be applied to this problem only at temperatures much lower than T_c .

V. INCONSISTENCIES OF MBCS AND MHFB APPROACHES

In this section the evaluation of the MBCS equations is analyzed to verify consistency. To start with, we agree that the pairing Hamiltonian \bar{H}' expressed via the MBCS variables \bar{u}_j and \bar{v}_j has the same form as the BCS Hamiltonian H' of Eq. (5) at $T = 0$. It is also true that the expectation value of the pairing Hamiltonian $\langle \bar{0} | H_{\text{pair}} | \bar{0} \rangle$ at $T \neq 0$ looks similar to $\langle 0 | H_{\text{pair}} | 0 \rangle$ in the case of the BCS at $T = 0$. But then the formal similarity is broken, and the corresponding energies \bar{E}_j are attributed to the conventional Bogoliubov quasiparticles and not to the bar-quasiparticles. These energies $\bar{E}_j = \sqrt{(\varepsilon_j - \bar{\lambda})^2 + \bar{\Delta}^2}$ enter through new thermal occupation numbers n_j and new u, v coefficients

$$u_j = \sqrt{\frac{1}{2} \left(1 + \frac{\varepsilon_j - \bar{\lambda}}{\bar{E}_j} \right)}, \quad v_j = \sqrt{\frac{1}{2} \left(1 - \frac{\varepsilon_j - \bar{\lambda}}{\bar{E}_j} \right)} \quad (18)$$

[see the remarks on page 8 in Ref. [5] just after Eq. (86)].

In other words, the MBCS procedure yields new eigenenergies of Bogoliubov quasiparticles while new eigenstates are now modified quasiparticles. The point here is that if one would take the mean of the modified quasiparticle energies under \bar{E}_j , they should coincide with the BCS E_j at $T = 0$. Indeed, the secondary Bogoliubov transformation of Eq. (9) is a unitary one and, as such, cannot change the eigenvalues of the Hamiltonian.

There are several possibilities for analytically deriving the BCS equations from the expectation value $\langle 0 | H_{\text{pair}} | 0 \rangle$ at $T = 0$. One of them is presented, e.g., in Ref. [8]. The BCS equations are obtained by stipulating that

$$b_j \equiv E_j \quad \text{and} \quad c_j \equiv 0, \quad (19)$$

where b_j and c_j are defined in Eqs. (6). The first expression in Eqs. (19) means that the pairing Hamiltonian is diagonalized in the quasiparticles space; the second one indicates that the so-called dangerous diagrams are excluded from the theory. The solution of the BCS equations is unique. In another words, it is absolutely necessary that Eqs. (19) are fulfilled exactly to have the BCS equations in the form given in Eq. (3). Let us verify this for the MBCS.

We introduce \bar{b}_j and \bar{c}_j quantities to replace the $\{u_j, v_j\}$ coefficients in Eqs. (6) by $\{\bar{u}_j, \bar{v}_j\}$ coefficients and calculate the later from the MBCS equations. The differences $|\bar{b}_j - \bar{E}_j|$ and \bar{c}_j quantities for several neutron subshells in ^{120}Sn are presented in Fig. 8(a) and 8(b), respectively, showing that

$$\bar{b}_j \neq \bar{E}_j \quad \text{and} \quad \bar{c}_j \neq 0. \quad (20)$$

In addition, Eqs. (19) are also not fulfilled within the MBCS.

We remind a reader that the MBCS equations were not obtained analytically but were written in analogy to the $T = 0$ BCS equations and, as far as the MBCS founders had noticed, using a formal similarity in some BCS and MBCS expressions.

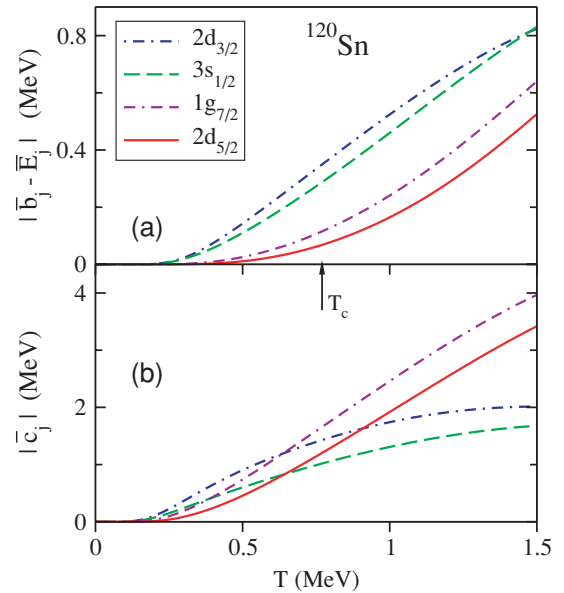


FIG. 8. (Color online) MBCS \bar{b}_j and \bar{c}_j quantities as functions of temperature for some neutron levels in ^{120}Sn . See text for details.

But, as a matter of fact, the basic MBCS equations contained in Eqs. (14) or (15) cannot be reached from the expectation value $\langle \bar{0} | H_{\text{pair}} | \bar{0} \rangle$ at finite T because of Eqs. (20).

One finds in the literature [5] that the MBCS equations may be obtained from a modified HFB model called the MHFB. There it was noted that after application of the secondary Bogoliubov transformation of Eq. (9), a generalized particle-density matrix at finite temperature “formally looks the same as the usual HFB approximation at $T = 0$ ” [5]. Then, “following the rest of the derivation as for the zero-temperature case” [5], the MHFB equations were written. Below we verify the thermodynamical consistency of the MHFB (MBCS), since Ref. [5] lacks such an analysis.

The total energy of the system in the statistical approach has the form

$$\langle H \rangle = \text{Tr}(HD), \quad (21)$$

where D is a density operator and $\langle \dots \rangle$ indicates averaging over the grand canonical ensemble. After grand potential minimization, one obtains an expression for the system energy as

$$\mathcal{E}_{\text{BCS}} = 2 \sum_j \Omega_j \varepsilon_j [(1 - 2n_j)v_j^2 + n_j] - \Delta^2/G \quad (22)$$

in the FT-HFB (or FT-BCS). In the MHFB (or MBCS) it has the form

$$\mathcal{E}_{\text{MBCS}} = 2 \sum_j \Omega_j \varepsilon_j [(1 - 2n_j)v_j^2 + n_j - 2\sqrt{n_j(1 - n_j)}u_j v_j] - \bar{\Delta}^2/G. \quad (23)$$

Equation (23) appears as Eq. (83) in Ref. [5] or as Eq. (45) in Ref. [4].

In Fig. 9(a) we present the low- T part of Fig. 4(b) (up to T_c) with predictions of the MBCS (solid curves) and FT-BCS

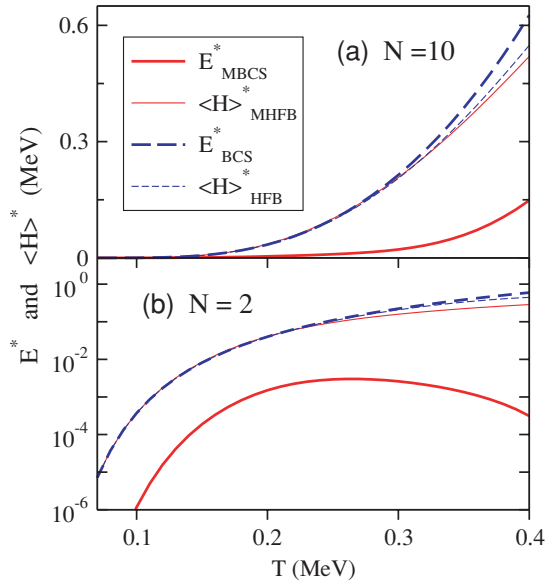


FIG. 9. (Color online) Excitation energy of the PFM calculated as E^* (thick curves) and $\langle H \rangle^*$ (thin curves) in the MHFB (solid curves) and the FT-HFB (dashed curves) with $T_c = 0.42$ MeV for (a) $N = 10$ and (b) $N = 2$.

(dashed curves) for the system excitation energy. It should be reminded that the results in Fig. 4(b) were obtained for the E^* quantity [see Eq. (16)] with \mathcal{E} calculated in the MBCS and FT-BCS from Eqs. (23) and (22), respectively. These results are plotted as thick curves in Fig. 9(a). The excitation energy calculated in the MHFB and FT-HFB as

$$\langle H \rangle^* = \langle H \rangle(T) - \langle H \rangle(0)$$

(in the $G_{jj'} = G$ limit for exact comparison with the MBCS and FT-BCS results) is shown by thin curves in the same figure. Since D_{MHFB} (Eq. (66) in Ref. [5]) does not equal D_{HFB} (Eq. (12) in Ref. [5]), the $\langle H \rangle_{\text{MHFB}}^*$ and $\langle H \rangle_{\text{HFB}}^*$ quantities are slightly different in Fig. 9.

In any consistent model the values $\langle H \rangle^*$ and E^* should not differ significantly, since they represent the same physical observable. One notices that the accuracy of the FT-BCS becomes worse on approaching T_c , as is well known, and disagreement reaches a few percent. The picture within the MHFB (MBCS) is completely different: the E_{MBCS}^* quantity is several times smaller than the $\langle H \rangle_{\text{MHFB}}^*$ quantity at almost any T in this example.¹ We have repeated the calculations in Fig. 9(a) also for $N = 8$ and $N = 12$, keeping T_c fixed. The differences between the $N = 8, 10, 12$ results are hardly noticed by eye for each line in Fig. 9(a); i.e. convergence of the results in this example is reached with $N = 8-10$. The correspondence between $\langle H \rangle^*$ and E^* still remains acceptable for the FT-HFB (FT-BCS) even for $N = 2$ [see Fig. 9(b)]. On the other hand,

¹Very small, almost zero, E^* and C_v values for $T \lesssim T_c$ is a distinctive feature of other MBCS predictions as well (see Fig. 2 above, Fig. 4 in Ref. [4], and Ref. [11]).

disagreement in the MHFB (MBCS) results reaches several orders of magnitude in the $N = 2$ case [notice the logarithmic y scale in Fig. 9(b)].

To conclude, thermodynamical inconsistency of the MHFB (MBCS) is obvious from this example. This inconsistency is detected from $T \ll T_c$.

The last result clearly demonstrates that the MBCS approach is not justified within the framework of the usual statistical approach. This conclusion can be reached by other reasoning as well. The point is that the basic MBCS equations given by Eqs. (15) obtained via the secondary Bogoliubov transformation cannot be considered a result of the thermal averaging over the grand canonical ensemble. Indeed, the bar-quasiparticles in Eq. (9) and the new correlated ground state

$$|\bar{0}\rangle = \prod_{jm} (\sqrt{1-n_j} + \sqrt{n_j} \alpha_{jm}^+ \alpha_{jm}^+) |0\rangle$$

are temperature dependent, although the MBCS founders do not use this terminology. The proposal to deduce the basic MBCS equations via a variational procedure in application to the average value $\langle \bar{0} | H | \bar{0} \rangle$ contradicts what was proven long ago [12]: a ground state with such a property cannot be constructed in principle in the space spanned by eigenvectors of a quantum Hamiltonian (see also the footnote on page 3 in Ref. [4]).

VI. CONCLUSIONS

In this paper we have studied the modified BCS model suggested and explored in a series of papers [3–7]. We have shown that this model yields many unphysical predictions: a negative value for the pairing gap, the pairing correlations induced by heating in the closed-shell systems, and the superfluid–super-superfluid phase transition. It also predicts that the normal phase does not exist at any finite temperature. The MBCS has been tested versus the picket fence model for which an exact solution of the pairing problem is available. In addition to a rather poor description of the exact solutions, it has been found that the model severely violates the internal particle-hole symmetry of the problem.

Analysis of the MBCS equations, their derivation, and description of different physical observables by this model have led us to the following general conclusion: The T -range of the MBCS applicability has been determined to be far below the conventional critical temperature T_c . Within this narrow temperature interval the MBCS performance is worse than that of the conventional FT-BCS. Moreover, the MBCS is found to be thermodynamically inconsistent.

ACKNOWLEDGMENTS

We thank A. Storzhenko for the exact results of the PFM and J. Carter for a careful reading of the manuscript. The work was partially supported by the Deutsche Forschungsgemeinschaft (SFB 634).

- [1] D. J. Dean and M. Hjorth-Jensen, *Rev. Mod. Phys.* **75**, 607 (2003).
- [2] V. Zelevinsky and A. Volya, arXiv:nucl-th/0303010 (2003).
- [3] N. D. Dang and V. Zelevinsky, *Phys. Rev. C* **64**, 064319 (2001).
- [4] N. D. Dang and A. Arima, *Phys. Rev. C* **67**, 014304 (2003).
- [5] N. D. Dang and A. Arima, *Phys. Rev. C* **68**, 014318 (2003).
- [6] N. D. Dang and A. Arima, *Phys. Rev. C* **68**, 044303 (2003).
- [7] N. D. Dang and A. Arima, *Nucl. Phys.* **A722**, 383c (2003).
- [8] J. Högaasen-Feldman, *Nucl. Phys.* **28**, 258 (1961).
- [9] R. W. Richardson and N. Sherman, *Nucl. Phys.* **A52**, 221 (1964).
- [10] A. Storozhenko, P. Schuck, J. Dukelsky, G. Röpke, and A. Vdovin, *Ann. Phys. (NY)* **307**, 308 (2003).
- [11] Very different behavior of the $C_v(T)$ value at low T in the MBCS is reported in Fig. 8(a) of Ref. [5] for ^{120}Sn . How it has been obtained and why it is so different from similar calculations in Ni isotopes in Ref. [4] by the same authors remains unclear to us. Among what we have checked, this is the only result from all previously published MBCS predictions that we did not manage to reproduce.
- [12] Y. Takahashi and H. Umezawa, *Collect. Phenom.* **2**, 55 (1975).