

Particle emission following Coulomb excitation in ultrarelativistic heavy-ion collisions

I. A. Pshenichnov,^{1,2,*} I. N. Mishustin,^{2,3} J. P. Bondorf,^{2,†} A. S. Botvina,^{1,4} and A. S. Iljinov¹

¹*Institute for Nuclear Research, Russian Academy of Science, RU-117312 Moscow, Russia*

²*Niels Bohr Institute, DK-2100 Copenhagen, Denmark*

³*Kurchatov Institute, Russian Research Center, RU-123182 Moscow, Russia*

⁴*Dipartimento di Fisica and INFN, I-40126 Bologna, Italy*

(Received 16 February 1999; published 8 September 1999)

We study nuclear reactions induced by virtual photons associated with Lorentz-boosted Coulomb fields of ultrarelativistic heavy ions. Evaporation, fission, and multifragmentation mechanisms are included in a new RELDIS code, which describes the deexcitation of residual nuclei formed after single and double photon absorption in peripheral heavy-ion collisions. Partial cross sections for different dissociation channels, including the multiple neutron emission ones, are calculated and compared with data when available. Rapidity and transverse momentum distributions of nucleons, nuclear fragments, and pions, produced electromagnetically, are also calculated. These results provide important information for designing large-rapidity detectors and zero-degree calorimeters at the relativistic heavy-ion colliders. The electromagnetic dissociation of nuclei imposes some constraints on the investigation of exotic particle production in $\gamma\gamma$ fusion reactions. [S0556-2813(99)01909-3]

PACS number(s): 25.75.-q, 25.20.-x, 25.70.De, 24.10.Lx

I. INTRODUCTION

There exist many mechanisms of particle production, nucleon and fragment emission in nuclear collisions at ultrarelativistic energies. They can be divided into the following ample categories. The first category contains collisions with direct nuclear overlap. In addition to nucleon-nucleon or parton-parton collisions, which are the most obvious sources of secondary hadrons, collective mechanisms were considered for baryon-antibaryon pair [1] or dilepton [2] production. The second category deals with “distant” electromagnetic collisions without nuclear overlap. In such a situation the interaction can be treated in terms of virtual photons emitted by one nucleus and absorbed by another collision partner. A subsequent photonuclear (γA) reaction leads to a so-called electromagnetic dissociation (ED) of nuclei [3–6]. The virtual photon flux and consequently the rate of such γA events is proportional to Z^2 , where Z is the charge of the first nucleus. The ED process is widely used for studying the properties of giant resonances (GR’s) in nuclei, including multiphonon excitations [4].

In Ref. [7] the description of nuclear photoabsorption was extended to the photon energies much above the GR region, where the excitation of individual nucleons and multiple pion production become important. The model of electromagnetic dissociation processes taking into account these high-energy photon absorption channels was constructed in Ref. [8]. According to this model, the fast hadrons produced after the photon absorption initiate a cascade of subsequent collisions with the intranuclear nucleons leading to the heating of a residual nucleus. At a later stage the nucleus undergoes de-excitation by means of the evaporation of nucleons and lightest fragments, binary fission or multifragmentation.

The latter process dominates when the excitation energy is more than 3–4 MeV/nucleon and is described by the statistical multifragmentation model (SMM) [9].

Another interesting mechanism in the second category is the photon-photon collision or $\gamma\gamma$ fusion leading to the particle production at midrapidity [10–12]. The rate of these processes is proportional to Z^4 . The effective $\gamma\gamma$ luminosity at the LHC collider is expected to be comparable with that at a possible future photon linear collider [13].

It is worthwhile to mention that the processes of the second category have attracted special attention in the last few years. This interest is generated by the construction of the new heavy-ion colliders: Relativistic Heavy-Ion Collider (RHIC) at Brookhaven (Au+Au with $\sqrt{s}=200$ GeV) and Large Hadron Collider (LHC) at CERN (Pb+Pb with $\sqrt{s}=5500$ GeV). It is expected that the ED processes will play an important role for these energies and especially for the ions with high Z , due to the above-mentioned Z^2 dependence. At LHC energies the predicted cross sections for the electromagnetic dissociation, $\sigma_{ED}\approx 200$ b [6,14], and for the electron capture, $\sigma_{EC}\approx 268$ b [14], are so large that these processes will reduce significantly the lifetime of relativistic heavy-ion beams [15] as compared with the proton ones. The ED reaction rate at LHC is expected to be 30 times higher than that for the nuclear interactions ($\sigma_{nuc}\approx 7$ b). But of course the ED reactions are much less violent than the nuclear ones.

Hadron production in photon-photon and photon-pomeron collisions, as well as in double-pomeron exchange were studied in Ref. [16]. All these reactions are characterized by a large rapidity gap separating the remnants of the colliding hadrons or heavy ions from the particles produced in the central rapidity region. High-mass diffraction reactions were simulated by means of the Monte Carlo event generator Phojet [17]. On the other hand, there are no “ready-to-use” event generators for simulating relatively “soft” γA processes, where nuclear degrees of freedom play an important role. In particular, such simulations are needed for estimating

*Electronic address: pshenichnov@al10.inr.troitsk.ru

†Electronic address: bondorf@nbi.dk

the probabilities of different disintegration channels of the colliding nuclei. The properties of the ED processes have to be well understood in order to distinguish them from very peripheral nuclear collisions.

In the present paper we consider the whole set of mechanisms of Coulomb excitation and subsequent dissociation of relativistic heavy ions (RHI's). In Sec. II the model is presented and compared with existing experimental data on few neutron removal from Au and Pb nuclei by virtual and real photons. In Sec. III we discuss the ED processes which are expected to be important at the future heavy-ion colliders, RHIC and LHC. We present the model predictions for multiplicity and transverse momentum distributions of neutrons. These results are important for designing zero-degree calorimeters for beam luminosity monitoring. Rapidity and transverse momentum distributions of π^+ and π^- mesons, fission products, and intermediate mass fragments are also discussed in Sec. III. Sec. IV is reserved for discussion and conclusions.

II. MODEL OF ELECTROMAGNETIC DISSOCIATION OF HEAVY NUCLEI

A. Single- and double-photon absorption

Let us consider the Coulomb excitation of an ultrarelativistic projectile. According to the Weizsäcker-Williams (WW) method the spectrum of virtual photons from a stationary target of charge Z_t as seen by a projectile moving with velocity $\beta = v/c$ at impact parameter b is expressed as [18]

$$N(E_\gamma, b) = \frac{\alpha Z_t^2}{\pi^2} \frac{x^2}{\beta^2 E_\gamma b^2} \left(K_1^2(x) + \frac{1}{\gamma^2} K_0^2(x) \right), \quad (1)$$

where α is the fine-structure constant, K_0 and K_1 are the modified Bessel functions of zero and first order, $x = E_\gamma b / (\gamma \beta \hbar c)$. It is worth noting that the distribution (1) is written in the projectile rest frame. This means that for colliding beams one should use the Lorentz factor of one collision partner in the rest frame of another partner, $\gamma = 2\gamma_{\text{beam}}^2 - 1$, where γ_{beam} is the Lorentz factor of each beam.

The projectile can be excited by absorbing one or more virtual photons. Multiple excitations of the giant dipole resonance (GDR) up to the fourth order were considered in Refs. [4,19]. Since the n th-order cross section behaves approximately as $(\alpha Z_t^2)^n$, one should expect the maximum effect for the excitation of ^{238}U projectile in the field of ^{238}U target at ultrarelativistic energies. As was found in Ref. [4], even in this case the cross sections of the third- and fourth-order processes are quite small in comparison with that for the second-order excitation: $\sigma^{(3)}/\sigma^{(2)} \approx 0.11$ and $\sigma^{(4)}/\sigma^{(2)} \approx 0.01$. Thus we restrict our consideration by the first- and second-order processes.

The mean number of photons absorbed by the projectile of mass A_p in a collision at impact parameter b is defined by

$$m(b) = \int_{E_{\min}}^{\infty} N(E_\gamma, b) \sigma_{A_p}(E_\gamma) dE_\gamma, \quad (2)$$

where $\sigma_{A_p}(E_\gamma)$ is the appropriate photoabsorption cross section, either measured for this projectile nucleus with real photons or calculated within a model. For the cases of interest, i.e., for Au and Pb nuclei, we use the data set published in Refs. [20–23], including a most recent one [24] where corresponding photoabsorption cross sections were measured. In the GDR region one can use a set of Lorentz-line approximations given in the review [25]. According to prescriptions of Ref. [23], the photoabsorption cross sections obtained in Refs. [20] and [22] for Au and Pb nuclei are rescaled by factors 0.93 and 1.22, respectively.

Following Llope and Braun-Munzinger [19] we assume that at an impact parameter b the probability of the multi-photon absorption is given by the Poisson distribution with the mean multiplicity $m(b)$ defined by Eq. (2). Then the probability for absorbing exactly one photon of any energy during a collision at impact parameter b is equal to

$$P^{(1)}(b) = m(b) e^{-m(b)}, \quad (3)$$

and the probability for absorbing exactly two photons is

$$P^{(2)}(b) = \frac{m^2(b)}{2!} e^{-m(b)}. \quad (4)$$

The normalized probability density that in a collision at impact parameter b the absorbed photon has an energy E_1 is given by

$$q^{(1)}(E_1, b) = \frac{N(E_1, b) \sigma_{A_p}(E_1)}{m(b)}. \quad (5)$$

Analogously, the probability density that in a second-order process two photons have energies E_1 and E_2 is

$$q^{(2)}(E_1, E_2, b) = \frac{N(E_1, b) \sigma_{A_p}(E_1) N(E_2, b) \sigma_{A_p}(E_2)}{m^2(b)}. \quad (6)$$

To consider particular ED channels, i.e., neutron emission, fission, multifragmentation or pion production, which are studied in the present paper, we define the differential cross sections for the first- and second-order processes as

$$\frac{d\sigma_i^{(1)}}{dE_1} = 2\pi \int_{b_{\min}}^{\infty} b db P^{(1)}(b) q^{(1)}(E_1, b) f_i^{(1)}(E_1) \quad (7)$$

and

$$\frac{d^2\sigma_i^{(2)}}{dE_1 dE_2} = 2\pi \int_{b_{\min}}^{\infty} b db P^{(2)}(b) q^{(2)}(E_1, E_2, b) f_i^{(2)}(E_1, E_2). \quad (8)$$

Here $f_i^{(1)}(E_1)$ and $f_i^{(2)}(E_1, E_2)$ are the branching ratios for the considered channel i .

Finally, the integral cross sections are calculated as

$$\sigma_i^{(1)} = \int_{E_{\min}}^{\infty} dE_1 N^{(1)}(E_1) \sigma_{A_p}(E_1) f_i^{(1)}(E_1), \quad (9)$$

$$\begin{aligned} \sigma_i^{(2)} = & \int_{E_{\min}}^{\infty} \int_{E_{\min}}^{\infty} dE_1 dE_2 N^{(2)}(E_1, E_2) \\ & \times \sigma_{A_p}(E_1) \sigma_{A_p}(E_2) f_i^{(2)}(E_1, E_2). \end{aligned} \quad (10)$$

Here we introduce the single and double photon spectral functions which appear after the integration over impact parameters:

$$N^{(1)}(E_1) = 2\pi \int_{b_{\min}}^{\infty} b db e^{-m(b)} N(E_1, b), \quad (11)$$

$$N^{(2)}(E_1, E_2) = \pi \int_{b_{\min}}^{\infty} b db e^{-m(b)} N(E_1, b) N(E_2, b). \quad (12)$$

In the above expressions b_{\min} is the minimal value of the impact parameter which corresponds to the onset of nuclear interaction. The integration over the photon energy starts from $E_{\min} \approx 7$ MeV which corresponds to the threshold of nuclear dissociation in photonuclear reactions. Due to the long-range nature of the electromagnetic forces, numerical calculations of the integrals (11) and (12) should be undertaken with care. A reasonable accuracy can be obtained if one splits the whole region of integration into two intervals: $[b_{\min}, b_{\text{cut}}]$ and $[b_{\text{cut}}, \infty)$. The value of b_{cut} is determined by the condition $e^{-m(b_{\text{cut}})} \approx 1$ which allows one to omit the exponential factor in the second interval. After that the first integral in Eq. (11) is calculated numerically, while the second one can be evaluated analytically, leading to a well-known expression [18]. The same splitting can be made in the integral (12). Using the asymptotic behavior at $x \gg 1$:

$$K_1(x) \approx \sqrt{\pi/2x} e^{-x}, \quad (13)$$

one obtains the exponential integral which can be found in mathematical tables. With the described method one can avoid problems with too many nodes in the numerical integration over the wide range of impact parameters.

The values of $f_i^{(1)}$ and $f_i^{(2)}$ for branching ratios of partial channels of photonuclear dissociation induced by real and virtual photons were calculated within the model of Ref. [8] which takes into account the fast cascade stage of the reaction as well as evaporation, fission, and multifragmentation processes for a residual nucleus.

B. Excitation and decay of residual nuclei

Relative probabilities of the deexcitation processes are determined by the excitation energy E^* of a residual nucleus formed after the completion of the fast cascade stage of the photonuclear reaction. In the following we consider step-by-step all these mechanisms with a special attention to the amount of energy which is transformed on average into the internal excitation of the nucleus.

Depending on the virtual photon energy E_γ different processes may contribute to the energy deposition. When a nucleus absorbs one or two virtual photons in the GR region, $6 \leq E_\gamma \leq 30$ MeV, their energies are completely transformed

into the excitation energy E^* . For preactinide nuclei like Au and Pb, whose fission thresholds are about 30 MeV, the deexcitation proceeds mainly through the evaporation of neutrons, since their separation energies are only around 7 MeV. Due to a high Coulomb barrier in heavy nuclei, the proton emission is suppressed in the GR region. A detailed experimental investigation of (γ, n) , $(\gamma, 2n)$, $(\gamma, 3n)$, and $(\gamma, 4n)$ reactions on ^{197}Au and ^{208}Pb nuclei in the GR region was performed in Ref. [20]. The presence of the reaction $(\gamma, 4n)$ means that a nucleus has received E^* up to 30 MeV. For simulating the particle emission in the evaporation process we used the Weisskopf evaporation model implemented in SMM [26] with the assumption $E^* = E_\gamma$.

Starting from $E_\gamma = 30$ MeV, where the quasideuteron mechanism becomes important and up to the single pion production threshold at $E_\gamma = 140$ MeV, only a part of the photon energy is converted on average into the excitation energy E^* of the compound nucleus. The rest of the photon energy is taken away by the fast nucleons originating from the absorbing pair. The energy deposition is simulated by the intranuclear cascade (INC) model (see Refs. [7,8] for details). The two-nucleon absorption cross section of a photon on a heavy nucleus, σ_A , is taken from the quasideuteron model of Ref. [21]:

$$\sigma_A^{\text{QD}} = kZ(1 - Z/A)\sigma_d^{\text{exch}}. \quad (14)$$

Here σ_d^{exch} is the meson exchange part of the cross section for the deuteron photodisintegration, $\gamma d \rightarrow np$. This cross section was calculated in Ref. [27]. In Eq. (14) A and Z are the mass and charge numbers of the relevant nucleus and $k \approx 11$ [21] is an empirical constant. The angular distribution of nucleons in the reaction $\gamma d \rightarrow np$ was approximated in accordance with empirical fits from Ref. [28]. Although the cross section σ_d decreases strongly with the photon energy, the two-nucleon absorption mechanism competes noticeably with the single-nucleon photoabsorption channel up to $E_\gamma \sim 0.5$ GeV.

As found in Ref. [21], up to 12 neutrons can be emitted by the photoexcited Pb nucleus. Assuming that the emission comes from the compound nucleus one can conclude that $\langle E^* \rangle \leq 70 - 80$ MeV. The calculations of Ref. [30] for photoabsorption on ^{197}Au and ^{208}Pb nuclei, performed in the framework of another version of INC model [28], demonstrate that $\langle E^* \rangle$ does not exceed 80 MeV for $30 \leq E_\gamma \leq 140$ MeV. In this E_γ region the fissility P_f of ^{197}Au and ^{208}Pb nuclei becomes noticeable ($P_f \sim 0.01$ and 0.1 , respectively), so one should expect the evaporation-fission competition.

Above the single-pion production threshold at $E_\gamma = 140$ MeV the Δ -isobar excitation of individual nucleons dominates. An interesting effect was noticed in Ref. [30]. Near the threshold a slow pion has a small interaction cross section with nucleons and therefore, has a high probability to carry away a large part ($\approx m_\pi$) of the photon energy. Only at $E_\gamma \approx 200$ MeV the average value $\langle E^* \rangle$ starts to increase again. During the fast cascade stage the initial nucleus loses on average 1–2 nucleons and acquires the excitation energy $\langle E^* \rangle \sim 100$ MeV, which is sufficient for evaporation of many

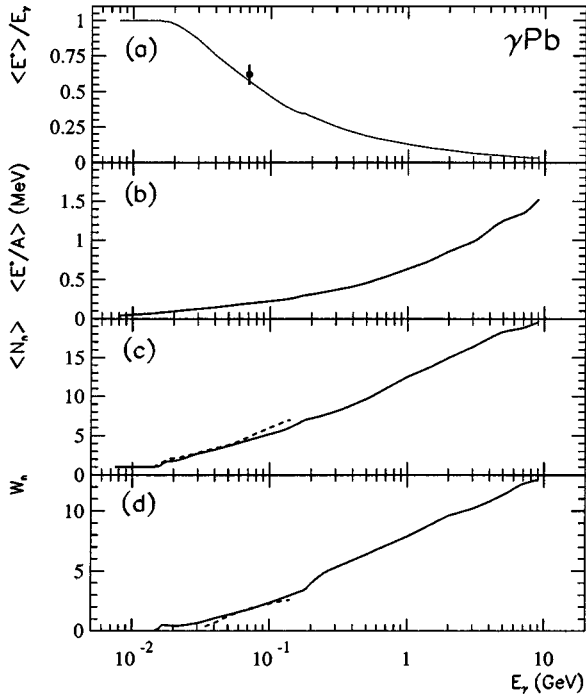


FIG. 1. (a) Ratio of average excitation energy of residual nucleus E^* to input photon energy E_γ , (b) absolute values of E^* per nucleon of residual nuclei, (c) average photoneutron multiplicities $\langle N_n \rangle$, and (d) width of photoneutron multiplicity $W_n = \sqrt{\langle N_n^2 \rangle - \langle N_n \rangle^2}$ as functions of E_γ in photoabsorption on lead nucleus. Solid lines show the RELDIS calculations, dashed lines and point represent the experimental data [29].

neutrons or fission. The evaporation may take place before or after the fission. In some cases fission fragments evaporate neutrons as well. The competition of evaporation and fission is also described with the SMM [9].

Above the two-pion production threshold at $E_\gamma \sim 400$ MeV the photon-nucleon (γN) interaction becomes more complicated because of many possible final states. Below we use a phenomenological model for exclusive description of the γN interaction developed in Ref. [7]. The model includes both the resonance contribution from the two-body channels, $\gamma N \rightarrow \pi B^*$ and $\gamma N \rightarrow M^* N$ (B^* and M^* being baryon and meson resonances), and the nonresonant statistical contribution from the multibody channels $\gamma N \rightarrow i\pi N$ ($2 \leq i \leq 8$). Subsequently, the fast hadrons produced in a primary γN interaction initiate a cascade of successive hadron-nucleon collisions inside the nucleus. Finally, when the photon energy reaches the value of several GeV, the multiple pion production becomes the main process. A large number (~ 80) of many-body subchannels is included in the calculation.

Figure 1 shows the fraction of E_γ that on average is transformed into E^* as well as average values of E^* per nucleon of residual nucleus. As it was deduced from the experimental data [29], $E^* = 43.4 \pm 5$ MeV for photoabsorption on lead at $E_\gamma = 70$ MeV. This value agrees well with the prediction of our model [see Fig. 1(a)]. In Fig. 1(a) one can see the above-mentioned decrease of $\langle E^* \rangle / E_\gamma$ above $E_\gamma = 140$ MeV. As seen from Fig. 1, when the virtual photon energy grows from

the GR region to several GeV, the nature of the Coulomb excitation changes from the collective nuclear degrees of freedom to the excitation of a single nucleon inside the nucleus. In the latter case up to 95% of the photon energy is released in the form of fast particles leaving the nucleus. Nevertheless, the remaining energy deposited in the residual nucleus is sufficient for evaporating many neutrons. The moments of the neutron multiplicity distribution are shown in Fig. 1, parts (c) and (d). Calculated moments are in a satisfactory agreement with the experimental values for the real photon absorption on Pb nucleus [29]. Below we use the same model for the case of the virtual photon absorption in electromagnetic interactions of ultrarelativistic heavy ions.

It should be stressed, however, that Fig. 1 shows only the average values, while a part of the interactions initiated by ‘‘hard’’ photons will lead to a stronger heating of the nucleus by a multipion system. This phenomenon was studied in detail in Ref. [8] where it was shown that the yield of events with high excitation energy, resulting in the multifragment breakup of residual nuclei, might be quite sizable, up to 10–15 % of the total ED cross section. These events can be easily observed with properly designed forward-angle detectors at RHIC and LHC colliders.

To include all the processes described above we have developed a specialized computer code RELDIS aimed at the Monte Carlo simulation of the Relativistic ELeCtromagnetic DISSociation of nuclei. The simulation begins with generating the single or double-photon absorption process. Then the intranuclear cascade model is used to calculate the fast particle emission and the characteristics of residual nuclei. Finally the de-excitation of thermalized residual nuclei is simulated according to the statistical multifragmentation model [9].

C. Analysis of nucleon emission data

Let us consider now how the calculations based on Weizsäcker-Williams (WW) method describe the measured [31] cross sections of $1n$, $2n$, and $3n$ removal from ^{197}Au nuclei excited electromagnetically. The branching ratios, $f_i^{(1)}$ and $f_i^{(2)}$, for partial channels of a photonuclear reaction are important ingredients of such calculations. The information concerning these ratios can be obtained from experiments with real photons [20,23,29] or from models of photonuclear reactions analogous to the one used in the present paper. We review in brief the advantages and disadvantages of both these approaches.

The calculations [31] within the framework of the WW method, which include both isoscalar and isovector quadrupole excitations as well as multiphonon states, describe the one-neutron emission data fairly well. Using the harmonic-oscillator model one can derive a Poisson distribution for the excitation probabilities of multiphonon states. On the contrary, even the theory with these additional modifications is not able to describe the $2n$ removal cross section. The measured cross section is twice as large as the calculated value, which is determined mainly by the probability of the double-phonon excitation. Further modifications of the WW method, using a ‘‘soft-spheres’’ model and including nuclear-plus-

Coulomb processes [32], do not remove the discrepancy. The description of the reaction mechanism within the coupled-channel approach [33] with proper account for the nuclear interaction is not able to improve the situation. Only the inclusion of anharmonicities in the internal Hamiltonian and nonlinear terms in the external field, proposed in Ref. [34] and later supported by other authors [35], help to solve the problem. As shown in Refs. [34,35], a small deviation from the harmonic model may lead to a doubling of the two-phonon excitation probability and to a good description of the data.

The calculations of Refs. [34,35] are based on the one- and two-neutron emission cross sections measured in experiments with real photons. Thus only a limited number of channels of electromagnetic dissociation was considered. The differences in the total GDR cross section measured by different groups are found to be on the level of 20% [23]. There exists also an opinion [36] that for the $2n$ photoemission measurements the quality of the data is even much worse. Different interpretations of the photonuclear data lead to ambiguities in determining the contribution of the double-photon absorption. Indeed, the double GDR state may decay via $2n$ and $3n$ channels and therefore its admixture depends on the corresponding partial cross sections.

In the present paper we analyze the ED data [31] within the model of photonuclear reactions introduced above. We *do not use* experimental data as an input for calculations, except for the information concerning the nonstatistical contribution in the $1n$ emission channel. It should be remembered, that the statistical decay of the compound nucleus is not the only mechanism responsible for the decay of the collective GDR state. This state can also decay directly into a free nucleon and a hole in the residual nucleus, due to the two-body residual interaction in the final state (see Refs. [20,37] for details). Such a direct neutron emission leaves the residual nucleus in a low-lying energy state where only a subsequent emission of photons is possible. This makes the emission of a second neutron impossible, leading to a suppression of the $(\gamma,2n)$ channel in comparison with the pure statistical decay. We include this additional nonstatistical contribution in the (γ,n) channel on the basis of the experimental information concerning this decay mode. The total fraction of the nonstatistical contribution was evaluated to about 35% and 20% for Au and Pb nuclei, respectively [20]. We use these values in our simulations. The emission angles of nonstatistical fast photoneutrons were generated according to the angular distributions measured in Ref. [38].

In our model of photonuclear reactions, implemented in the RELDIS code, we consider all possible decay modes, including binary fission and multifragmentation. It gives the yields and spectra of different particles in the ED reactions induced by real and virtual photons. Before discussing the predictions in the remaining part of the paper, let us consider first how the model describes the existing data on a few neutron removal from Au nuclei [31].

The results for the few-nucleon emission are summarized in Table I. One can see that the model describes the $3n$ emission quite well but the agreement with the measured

TABLE I. Calculated and measured [31] cross sections for nucleon emission in the reactions $^{197}\text{Au}(^{197}\text{Au},xn)^{197-x}\text{Au}$ and $^{197}\text{Au}(^{197}\text{Au},pxn)^{196-x}\text{Pt}$ at 1A GeV.

Channel	Cross section (mb)			Experiment σ_i
	$\sigma_i^{(1)}$	Model $\sigma_i^{(2)}$	σ_i	
n	2432	74	2506	3077 ± 200
$2n$	926	13	939	643 ± 105
$3n$	129	77	206	171 ± 26
Total $n-3n$	3487	164	3651	3891 ± 227
$4n$	40	43	83	
$5n$	7.7	11.6	19.3	
$6n$	2.2	4.4	6.6	
Total $4n-6n$	49.9	59	108.9	
p	1.7	0	1.7	
pn	3.2	0	3.2	
$p2n$	2.5	0.6	3.1	
Total $p-p2n$	7.4	0.6	8	
$p3n$	0.8	0.7	1.5	
$p4n$	0.3	0.5	0.8	
$p5n$	0.1	0.2	0.3	
Total $p3n-p5n$	1.2	1.4	2.6	

one- and two-neutron emission cross sections is not as good. At the same time the total neutron ($n-3n$) emission cross section agrees with the experimental value. Due to the statistical nature of our model one can expect that it is not so accurate for the particle emission from collective states like GDR, but works better for the multiple emission from the compound nucleus. This tendency is clearly seen in Table I. The higher the energy of colliding ions the greater the number of emitted particles. Therefore, the quality of description of the low-energy data [31] may be considered as a low limit for the accuracy of the model which is expected to work better with increasing energy. It should be noticed that a simple Poisson distributions for multiple excitations was adopted in our calculations. And even within this assumption the agreement with data [31] is acceptable, in contrast with observations of Refs. [31,32]. This discrepancy is due to slightly different values of the partial photonuclear cross sections ($2n$ and $3n$) used in our calculations as compared with the papers [31,32].

The importance of the double-photon absorption mechanism is illustrated in Table I, too. Although the total cross section of double-photon absorption, $\sigma^{(2)} = 226$ mb, is small compared to the single photon one, $\sigma^{(1)} = 3546$ mb, this contribution is very significant for rare channels like $(\gamma,4n)$,

TABLE II. Total cross sections (barns) of electromagnetic dissociation, σ_{ED} , and contributions from the single, $\sigma^{(1)}$, and double, $\sigma^{(2)}$, photon absorption. The values calculated in the present work and Refs. [6,14,39] are given for the present and future heavy-ion beams of Pb and Au nuclei.

Reaction	$\sigma^{(1)}$	$\sigma^{(2)}$	σ_{ED}	σ_{ED}	σ_{ED}	σ_{ED}
	This work	This work	This work	[6]	[14]	[39]
158A GeV ^{208}Pb on ^{208}Pb	41.2	1.5	42.7			45.62
100A+100A GeV ^{197}Au on ^{197}Au	93.8	2.2	96	88	95	
2.75A+2.75A TeV ^{208}Pb on ^{208}Pb	208.7	3	211.7	214	220	

$(\gamma,5n)$, $(\gamma,6n)$, and, especially, for $(\gamma,p3n)$, $(\gamma,p4n)$, and $(\gamma,p5n)$ channels. These listed channels are extremely sensitive to the presence of the double photon absorption mechanism.

III. PREDICTIONS FOR ED AT RHIC AND LHC

A. Total and partial ED cross sections

Let us consider now the model predictions for the electromagnetic dissociation of ultrarelativistic Pb and Au nuclei on fixed targets at SPS and in colliding beams at RHIC and LHC. The total ED cross section, $\sigma_{\text{ED}} = \sigma^{(1)} + \sigma^{(2)}$, is obtained from Eqs. (9) and (10) by taking $f_i^{(1)} = 1$ and $f_i^{(2)} = 1$. The σ_{ED} values for the most interesting reactions are presented in Table II. One can see that these values are in a good agreement with the results of Refs. [6,14,39] where different procedures for inter- and extrapolations of the total photonuclear cross section were used.

The inclusive (multiplicity weighted) cross sections for emission of nucleons, nuclear fragments, and pions in the electromagnetic dissociation of *one* of the colliding Au nuclei are shown in Fig. 2 as functions of the beam energy. In addition to Fig. 2, where the calculations are presented only for the Au+Au reaction, in Table III the inclusive cross sections are given for the three reactions listed in Table II. One can see that the partial cross sections for neutron emission are especially large. This is due to the high average neutron multiplicities, 4.1, 7.2, and 8.8, at SPS, RHIC, and LHC energies, respectively.

The *inclusive* cross section for emitting a fission fragment is equal to 500 mb in the case of PbPb collisions at SPS energies (see Table III). This calculated value corresponds to the electromagnetic fission cross section of 250 mb, which, in its turn, does not contradict the measured value of ~ 340 mb [40]. Indeed the last one includes also fission events induced by peripheral nuclear collisions.

Very recently projectilelike fission fragments have been observed in the NA50 experiment [41] in PbPb interactions. The measured fission cross section is 40% above the electromagnetic fission cross section of 380 mb estimated in the same paper. As it was mentioned in Ref. [41], since the experimental conditions were not optimized for this kind of measurement, certain uncertainties were introduced by

thick target corrections. This may explain the difference between the results of Refs. [40], [41], and our calculated value.

Naively one may expect that the absorption of a pair of photons leads on average to the emission of twice as many particles as compared with the single-photon absorption. In this case the relative contributions to the inclusive cross sections from the double-photon absorption, $\sigma_i^{(2)}/(\sigma_i^{(1)} + \sigma_i^{(2)})$,

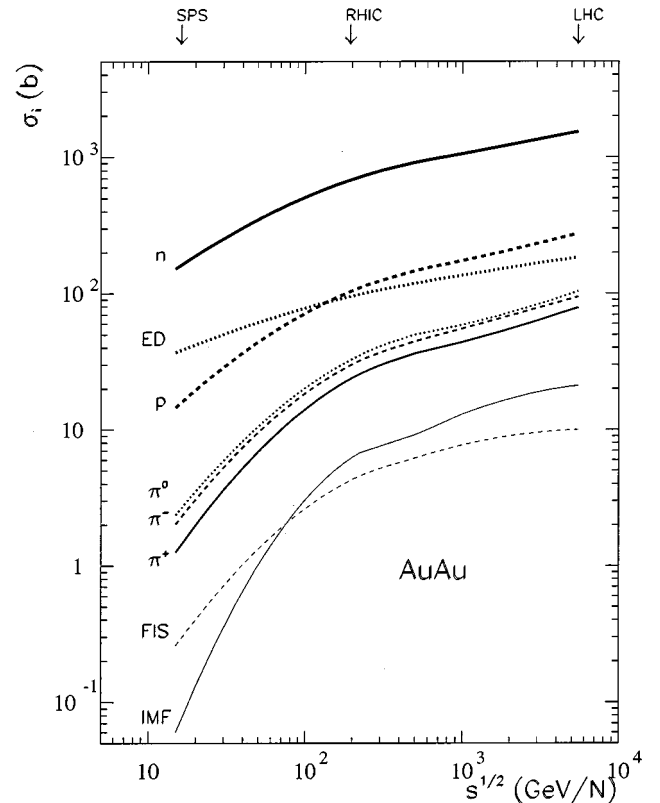


FIG. 2. RELDIS predictions for inclusive cross sections of emission of nucleons, nuclear fragments, and pions in the electromagnetic dissociation of one of the colliding Au nuclei. Cross sections for intermediate mass ($3 \leq Z \leq 30$) and fission ($30 < Z \leq 50$) fragments are labeled as ‘‘IMF’’ and ‘‘FIS,’’ respectively. Thick dotted line shows the total electromagnetic dissociation cross section. \sqrt{s} values for SPS, RHIC, and LHC are shown by arrows.

TABLE III. Inclusive cross sections (barns) of emission of nucleons, nuclear fragments, and pions in the electromagnetic dissociation of Pb and Au nuclei calculated for the present and future RHI beams.

Reaction	$\sigma_i^{(1)} + \sigma_i^{(2)}$						
	p	n	$3 \leq Z \leq 30$	$30 < Z \leq 50$	π^+	π^-	π^0
158A GeV ^{208}Pb on ^{208}Pb	15.9	175	0.09	0.5	1.37	2.28	2.7
100A+100A GeV ^{197}Au on ^{197}Au	104.7	686.7	6.28	4.3	24	30.2	33.1
2.75A+2.75A TeV ^{208}Pb on ^{208}Pb	302.4	1853	22.3	11.9	90.4	111.6	121.4

should be twice as large as the ratio $\sigma^{(2)}/\sigma_{\text{ED}}$. Then with the values listed in Table II one would obtain the relative contributions of 7%, 4.6%, and 2.8% at SPS, RHIC, and LHC energies, respectively. As follows from the RELDIS calculations presented in Table IV, this naive consideration is not valid. By inspecting Table IV one can conclude that about 10%, 5%, and 2% of particles, on average, are produced in the second-order processes at SPS, RHIC, and LHC energies, respectively. The above-mentioned simple scaling rule is violated due to several reasons.

At lower heavy-ion energies the threshold effects are important for the multiparticle emission channels. Obviously, the contribution of the double-photon absorption will be enhanced for those decay channels, which are weakly populated via the single-photon absorption. The examples can be found in Tables I and IV. At higher energies the simple scaling is violated mainly due to another reason. The average excitation energy, $\langle E^* \rangle$, received by a nucleus from a pair of absorbed photons is less than twice the value $\langle E^* \rangle$ from a single absorbed photon.

Nevertheless, the general tendency in Table IV is obvious: high-order corrections become less and less important with the increase of heavy-ion energy. This is true not only for the total ED cross section, as it was recently noticed in Ref. [42], but also for the partial

cross sections for nucleon and fragment emission and pion production.

B. Neutron multiplicity distributions

As stressed above, neutrons are the most abundant particles produced in the ED process. In addition, there are many mechanisms of neutron emission that makes the calculation of their characteristics especially difficult. During the fast stage of the photonuclear reaction some intranuclear nucleons may escape from the nucleus via a direct knockout either by the incoming photon or by a secondary particle in the course of the intranuclear cascade. In addition, as it was mentioned before, many neutrons may be evaporated from an excited residual nucleus.

The neutron multiplicity distributions predicted by the RELDIS code are presented in Fig. 3 for the three reactions discussed above. One can see that these distributions have a nontrivial structure. They are strongly peaked at the $1n$ emission channel associated with the GR decay. On the other hand, there is a long tail of multiple neutron emission associated with the knockout and evaporation processes. One can see, for example, that the probability to emit more than 20 neutrons is quite noticeable ($\approx 5\%$ at RHIC). The mean neutron multiplicities for the three reactions considered are 4.2, 7.2, and 8.8 at SPS, RHIC, and LHC energies, respectively. These results might be important for designing zero-degree calorimeters at RHIC and LHC.

TABLE IV. Electromagnetic dissociation of Pb and Au nuclei. Contributions (%) due to the double photon absorption to the inclusive cross sections of emission of nucleons, nuclear fragments, and pions.

Reaction	$\sigma_i^{(2)}/(\sigma_i^{(1)} + \sigma_i^{(2)})$						
	p	n	$3 \leq Z \leq 30$	$30 < Z \leq 50$	π^+	π^-	π^0
158A GeV ^{208}Pb on ^{208}Pb	8.1	6.7	14	10.5	11.6	11.1	10.1
100A+100A GeV ^{197}Au on ^{197}Au	3.7	3.3	4.2	4	5.6	5.3	5.06
2.75A+2.75A TeV ^{208}Pb on ^{208}Pb	1.8	1.8	1.4	1.8	2.4	2.4	2.3

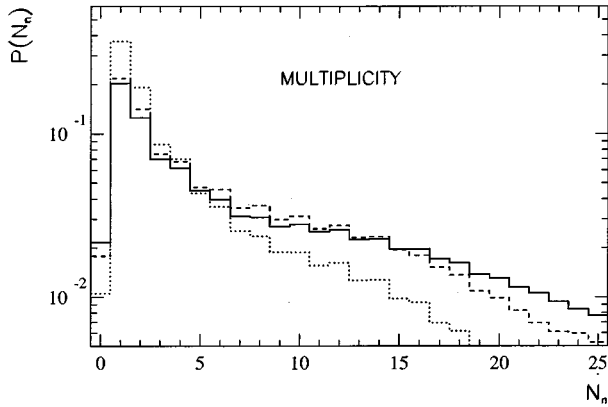


FIG. 3. RELDIS predictions for multiplicity distributions of neutrons in the electromagnetic dissociation of Pb nuclei at LHC and SPS energies (solid and dotted lines, respectively) and Au nuclei at RHIC energies (dashed lines).

C. Spectra of nucleons, pions, and nuclear fragments

Now let us discuss the differential distributions in rapidity y_{lab} and transverse momentum P_t for nucleons, nuclear fragments, and pions.

The Lorentz-invariant inclusive differential cross sections, $d\sigma/dy_{\text{lab}}$ and $d\sigma/P_t dP_t$, for neutrons are shown in Fig. 4. Obviously, the dominant part of the neutrons is concentrated near the beam rapidity (see upper panel). However, the cross section of neutron emission is quite large ($\sim 0.1-1$ b) even 2–3 units away from the beam rapidity. In our model these neutrons are produced due to reactions $\gamma N \rightarrow i\pi n$ ($1 \leq i \leq 8$) initiated by a high-energy virtual photon. The recoil neutron in these reactions has a chance to keep a great part of the photon energy.

The neutron P_t distributions (lower panel) reveal clearly the presence of two components associated with fast and slow stages of the reaction. The evaporation neutrons are concentrated mainly at $P_t \leq 150$ MeV, while the high momentum tail of the P_t distribution is formed by early emitted knockout neutrons.

Figure 5 shows the invariant differential cross sections, $d\sigma/dy_{\text{lab}}$ and $d\sigma/P_t dP_t$ for protons. Although the proton rapidity distributions are similar to those for neutrons, their transverse momentum spectra reveal a difference. Namely, the evaporation component in the proton spectra is suppressed by the Coulomb barrier. Instead of two components, a broad peak is seen at $P_t \sim 150-250$ MeV/ c . Its origin can be understood as follows. A virtual photon from the region of quasideuteron absorption, $E_\gamma \sim 30-100$ MeV, produces a pair of nucleons with approximately equal momenta of 200–300 MeV/ c .¹ They are emitted predominantly at angles $80^\circ-85^\circ$ with respect to the collision axis in the nuclear rest frame and therefore the corresponding P_t is approximately 150–250 MeV/ c . This prediction can be checked by measuring the P_t distributions of protons produced in the ED

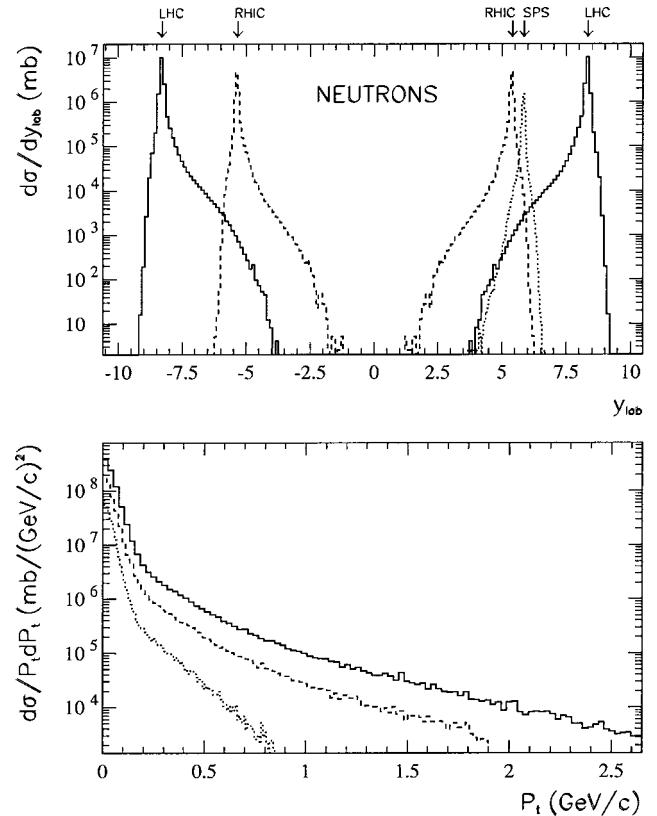


FIG. 4. RELDIS predictions for inclusive rapidity (top panel) and transverse momentum (bottom panel) distributions of neutrons emitted in the electromagnetic dissociation of Pb nuclei at LHC and SPS energies (solid and dotted lines, respectively) and Au nuclei at RHIC energies (dashed lines). Rapidity distributions for colliders were reflected with respect to the value $y_{\text{lab}}=0$. The arrows show rapidity of corresponding beams.

reactions. Up to now mainly the collective excitations of nuclei in the GR region were studied in these reactions through the neutron emission [31] or fission [43] channels. There were no special attempts to see how virtual photons interact directly with individual nucleons.

The transverse momentum distributions of intermediate-mass ($3 \leq Z \leq 30$) and fission ($30 < Z \leq 50$) fragments are shown in Fig. 6. They are remarkably flat. All these fragments are produced at late stages of the reaction and their characteristic momenta, in the nuclear rest frame, are of about 100 MeV/ c per nucleon. Their rapidity distributions are not shown because they are extremely narrow and centered around the beam rapidities. As shown in Ref. [8], shell structure effects do not play a role at these high excitation energies and, therefore, fission fragments have a symmetric charge distribution. The mass distribution of intermediate-mass fragments is close to a power law.

D. Background for $\gamma\gamma$ processes

In this section we demonstrate that pions produced in the γA process may cause problems in studying $\gamma\gamma$ fusion reactions. The predicted distributions of positive and negative pions from γA processes are given in Figs. 7 and 8, respec-

¹Fermi motion is neglected in this estimation.

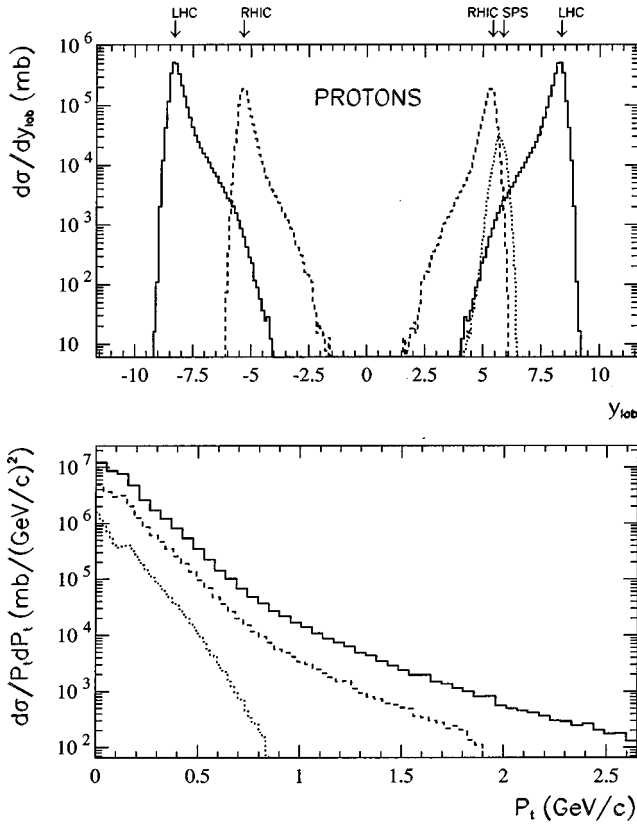


FIG. 5. The same as in Fig. 4, but for protons.

tively. Both π^+ and π^- have very wide rapidity distributions which extend toward midrapidity up to $|y_{\text{lab}}| < 2$ for LHC and up to $y_{\text{lab}} \sim 0$ for RHIC. One can also notice that some pions have rapidities which exceed the beam rapidity ($y_{\text{RHIC}} = 5.4$, $y_{\text{LHC}} = 8.3$). This is a peculiarity of the multiple pion photoproduction at high energies when a large phase space is available for pions. Some pions are emitted backward with respect to the virtual photon momentum.

The pions produced in γA interactions close to the midrapidity region may create complications for the detection of particles produced in the $\gamma\gamma$ -fusion process [10–12]. This can be seen from a simple estimate. As predicted in Ref. [12], the cross section to produce a D_s^+ meson at LHC is 0.144 mb and $d\sigma/dy_{\text{lab}}$ is peaked at $y_{\text{lab}} = 0$ so that almost all these mesons will have rapidities within the interval $|y_{\text{lab}}| < 2$. The probabilities of D_s^+ decays into $\eta\pi^+$, $\omega\pi^+$ or $\rho^0\pi^+$ channels are expected at the level of 1–5% [44]. Then the cross section to produce a π^+ from the D_s^+ decay turns out to be below 0.007 mb. On the other hand, for π^+ from the γA process we predict $d\sigma/dy_{\text{lab}} \sim 10$ mb at $|y_{\text{lab}}| = 2$ (see Fig. 7). These estimates show that it will be very difficult to separate the products of the D_s^+ decay from the background of the γA process. This does not necessarily mean that the detection of D_s^+ is impossible since different kinematical cuts may be applied to suppress the γA background, as well as other decay modes may be used for the D_s^+ detection. The considered example rather demonstrates the importance of the proper evaluation of the γA back-

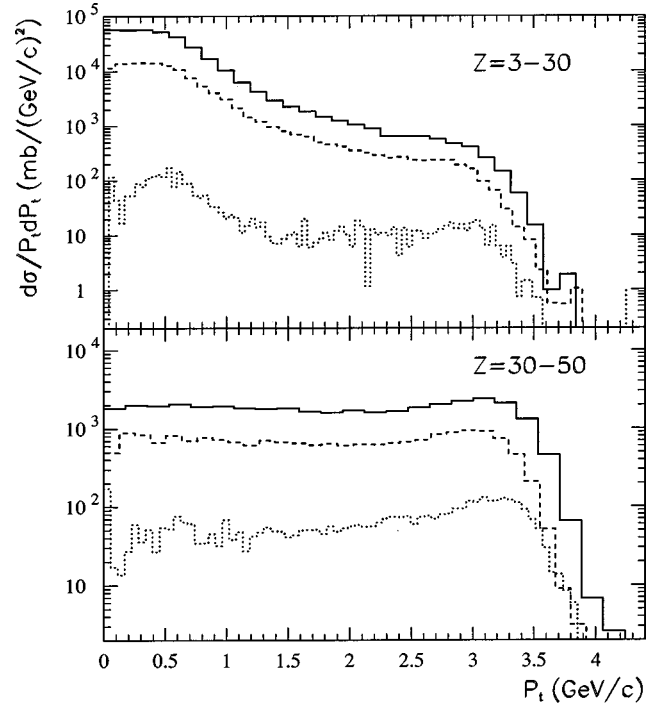


FIG. 6. RELDIS predictions for inclusive transverse momentum distributions of intermediate mass (top panel) and fission (bottom panel) fragments emitted in the electromagnetic dissociation of Pb nuclei at LHC and SPS energies (solid and dotted lines, respectively) and Au nuclei at RHIC energies (dashed lines).

ground in planning experiments on $\gamma\gamma$ fusion at future colliders.

IV. CONCLUSIONS

In this paper we have further developed the model of electromagnetic dissociation of nuclei first introduced in Ref. [8]. The computer code RELDIS is developed to calculate a wide range of observable characteristics associated with the ED reactions. This code includes the dissociation channels with nucleons, pions, fission fragments, and intermediate mass fragments from nuclear multifragmentation. The model calculations are in a good agreement with experimental data obtained for the dissociation of 1 GeV/nucleon ^{197}Au ions. This gives us the basis to put forward predictions for the electromagnetic dissociation of ultrarelativistic heavy ions at RHIC and LHC energies. One should bear in mind that the multiplicities of particles produced by high-energy virtual photons are rather small as compared with those in central nuclear collisions. But the reaction rates are large. Besides the fundamental interest, the ED process may have interesting applications. As proposed in Ref. [45], the neutron emission in the ED process may be used for luminosity monitoring via zero degree calorimeters. Detailed calculations presented in this paper make it possible to eliminate some unnecessary simplifications in evaluating the neutron transverse momentum distributions which were adopted in Ref. [45]. Although the advantages of detecting mutual one-neutron dissociation events are prominent [46], one should carefully estimate the contribution of more deep dissociation

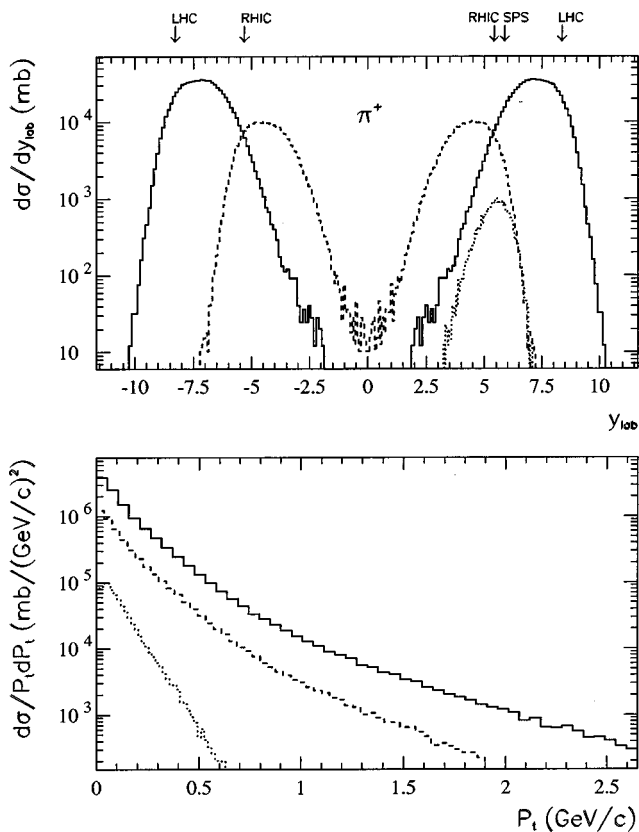


FIG. 7. The same as in Fig. 4, but for positive pions.

processes, as it has been made in the present paper. The electromagnetic fission of Au and Pb nuclei will be also noticeable at RHIC and LHC. An alternative approach to luminosity monitoring would be to measure the yields of fission fragments or protons, which can be easily separated from the beam nuclei by their different Z/A ratio. Using the presented above P_t distributions of fission and intermediate mass fragments one can estimate the response of forward detectors to such fragments. The calculated differential distributions of pions should be taken into consideration in planning experiments on $\gamma\gamma$ fusion at CERN [47].

One can use the predictions of the present model in order to disentangle different mechanisms of the heavy-ion dissociation, not only through the measurement of the Z depen-

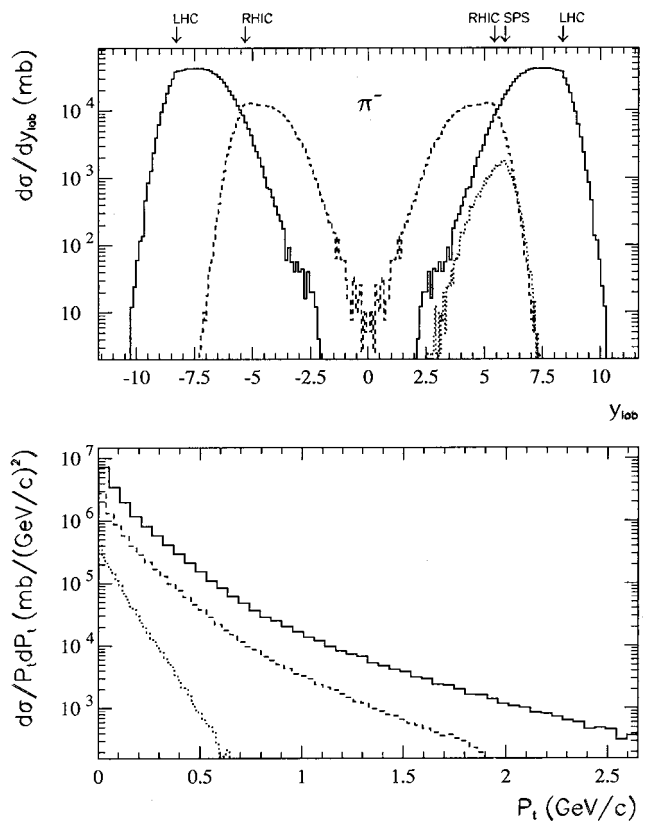


FIG. 8. The same as in Fig. 4, but for negative pions.

dence of the total cross section, as it was made in Ref. [39], but also through the registration of some specific exclusive channels (multiple neutron emission, for example). Such measurements are needed, in particular, for understanding the origin of the correction term in the dissociation cross section found in Ref. [39].

ACKNOWLEDGMENTS

We are grateful to J.J. Gaardhøje, A.B. Kurepin, M.V. Mebel, and L.M. Satarov for useful discussions. I.N.M., A.S.B., and I.A.P. thank the Niels Bohr Institute for their warm hospitality and financial support. I.A.P. thanks INTAS for financial support. This work was supported partially by the Danish Natural Science Research Council and Universities of Russia Basic Research Fund, Grant No. 5347.

- [1] I. N. Mishustin, L. M. Satarov, H. Stocker, and W. Greiner, *Phys. Rev. C* **52**, 3315 (1995).
- [2] I. N. Mishustin, L. M. Satarov, H. Stocker, and W. Greiner, *Phys. Rev. C* **57**, 2552 (1998).
- [3] A. Winther and K. Alder, *Nucl. Phys.* **A319**, 518 (1979).
- [4] C. A. Bertulani and G. Baur, *Phys. Rep.* **163**, 299 (1988).
- [5] G. Baur, K. Hencken, and D. Trautmann, *J. Phys. G* **24**, 1657 (1998).
- [6] F. Krauss, M. Greiner, and G. Soff, *Prog. Part. Nucl. Phys.* **39**, 503 (1997).
- [7] A. S. Iljinov, I. A. Pshenichnov, N. Bianchi, E. De Sanctis, V.

Muccifora, M. Mirazita, and P. Rossi, *Nucl. Phys.* **A616**, 575 (1997).

- [8] I. A. Pshenichnov, I. N. Mishustin, J. P. Bondorf, A. S. Botvina, and A. S. Iljinov, *Phys. Rev. C* **57**, 1920 (1998).
- [9] J. P. Bondorf, A. S. Botvina, A. S. Iljinov, I. N. Mishustin, and K. Sneppen, *Phys. Rep.* **257**, 133 (1995).
- [10] M. Greiner, M. Vidovic, and G. Soff, *Phys. Rev. C* **47**, 2288 (1993).
- [11] N. Baron and G. Baur, *Phys. Rev. C* **49**, 1127 (1994).
- [12] M. Vidovic, M. Greiner, and G. Soff, *J. Phys. G* **21**, 545 (1995).

- [13] K. Hencken, D. Trautmann, and G. Baur, *Z. Phys. C* **68**, 473 (1995).
- [14] A. J. Baltz, M. J. Rhoades-Brown, and J. Weneser, *Phys. Rev. E* **54**, 4233 (1996).
- [15] ALICE - Technical Proposal for A Large Ion Collider Experiment at the CERN LHC, CERN/LHCC/95-71.
- [16] R. Engel, M. A. Braun, C. Pajares, and J. Ranft, *Z. Phys. C* **74**, 687 (1997).
- [17] R. Engel, *Z. Phys. C* **66**, 203 (1995); R. Engel and J. Ranft, *Phys. Rev. D* **54**, 4244 (1996).
- [18] J. D. Jackson, *Classical Electrodynamics*, 2nd ed. (Wiley, New York, 1975).
- [19] W. J. Llope and P. Braun-Munzinger, *Phys. Rev. C* **41**, 2644 (1990).
- [20] A. Veyssi re, H. Beil, R. Berg re, P. Carlos, and A. Lepr tre, *Nucl. Phys. A* **159**, 561 (1970).
- [21] A. Lepr tre, H. Beil, R. Berg re, P. Carlos, J. Fagot, A. De Miniac, and A. Veyssi re, *Nucl. Phys. A* **367**, 237 (1981).
- [22] R. R. Harvey, J. T. Caldwell, R. L. Bramblett, and S. C. Fultz, *Phys. Rev.* **136**, A126 (1964).
- [23] B. L. Berman, R. E. Pywell, S. S. Dietrich, M. N. Thompson, K. G. McNeill, and J. W. Jury, *Phys. Rev. C* **36**, 1286 (1987).
- [24] M. Mirazita, H. Avakian, N. Bianchi, A. Deppman, E. De Sanctis, V. Gyurjyan, V. Muccifora, E. Polli, P. Rossi, R. Burgwinkel, J. Hannappel, F. Klein, D. Menze, W. Schwillle, and F. Wehnes, *Phys. Lett. B* **407**, 225 (1997).
- [25] B. L. Berman and S. C. Fultz, *Rev. Mod. Phys.* **47**, 713 (1975).
- [26] A. S. Botvina, A. S. Iljinov, I. N. Mishustin, J. P. Bondorf, R. Donangelo, and K. Sneppen, *Nucl. Phys. A* **475**, 663 (1987).
- [27] J. M. Laget, *Nucl. Phys. A* **312**, 256 (1978).
- [28] V. S. Barashenkov, F. G. Gereghi, A. S. Iljinov, G. G. Jonsson, and V. D. Toneev, *Nucl. Phys. A* **231**, 462 (1974).
- [29] A. Lepr tre, H. Beil, R. Berg re, P. Carlos, J. Fagot, A. De Miniac, and A. Veyssi re, *Nucl. Phys. A* **390**, 221 (1982).
- [30] C. Guaraldo, V. Lucherini, E. De Sanctis, A. S. Iljinov, M. V. Mebel, and S. Lo Nigro, *Nuovo Cimento A* **103**, 607 (1990).
- [31] T. Aumann, J. V. Kratz, E. Stiel, K. Summerer, W. Bruchle, M. Shadel, G. Wirth, M. Fauerbach, and J. C. Hill, *Phys. Rev. C* **47**, 1728 (1993).
- [32] T. Aumann, C. A. Bertulani, and K. Summerer, *Phys. Rev. C* **51**, 416 (1993).
- [33] C. A. Bertulani, L. F. Canto, M. S. Hussein, and A. F. R. de Toledo Piza, *Phys. Rev. C* **53**, 334 (1996).
- [34] C. Volpe, F. Catara, Ph. Chomaz, M. V. Andres, and E. G. Lanza, *Nucl. Phys. A* **589**, 521 (1995).
- [35] P. F. Bortignon and C. H. Dasso, *Phys. Rev. C* **56**, 574 (1997).
- [36] E. Wolyneec, A. R. V. Martinez, P. Gouffon, Y. Miyao, V. A. Serrao, and M. N. Martins, *Phys. Rev. C* **29**, 1137 (1984).
- [37] R. E. Van de Vyver, E. Van Camp, D. R. Ryckbosch, E. Kerkhove, P. Van Otten, P. Berkvens, and H. Ferdinande, in *Proceedings of 5th Seminar on Electromagnetic Interaction of Nuclei at Low and Medium Energies, Moscow, 1981*, p. 135.
- [38] F. Tagliabue and J. Goldemberg, *Nucl. Phys.* **23**, 144 (1961).
- [39] S. Datz, J. R. Beene, P. Grafstr m, H. Knudsen, H. F. Krause, R. H. Schuch, and C. R. Vane, *Phys. Rev. Lett.* **79**, 3355 (1997).
- [40] M. L. Cherry, A. Dabrowska, P. Deines-Jones, R. Holynski, B. S. Nilsen, A. Olszewski, M. Szarska, A. Trzupek, C. J. Waddington, J. P. Wefel, B. Wilczynska, H. Wilczynski, W. Wolter, B. Wosiek, and K. Wozniak, *Acta Phys. Pol. B* **29**, 2155 (1998).
- [41] NA50 Collaboration and M. C. Abreu *et al.*, *Phys. Rev. C* **59**, 876 (1999).
- [42] J. Norbury and M. L. Waldsmith, *Phys. Rev. C* **57**, 1525 (1998).
- [43] Th. Rubehn, W. F. Muller, R. Bassini, M. Begemann-Blaich, T. Blaich, A. Ferrero, C. Gross, G. Imme, I. Iori, G. J. Kunde, W. K. Kunze, V. Lindenstruth, U. Lynen, T. Mohlenkamp, L. G. Moretto, B. Oscker, J. Pochodzalla, G. Raciti, S. Reito, H. Sann, A. Schuttauf, W. Seidel, V. Serfling, W. Trautmann, A. Trzcinski, G. Verde, A. Wornier, E. Zude, and B. Zweiglinsky, *Z. Phys. A* **353**, 197 (1995).
- [44] Particle Data Group, R. M. Barnett *et al.*, *Phys. Rev. D* **54**, 1 (1996).
- [45] A. J. Baltz and S. N. White, RHIC/DET-20, Preprint BNL-63127.
- [46] A. J. Baltz, C. Chasman, and S. N. White, *Nucl. Instrum. Methods Phys. Res. A* **417**, 1 (1998).
- [47] G. Baur, K. Hencken, D. Trautmann, S. Sadovsky, and Yu. Kharlov, CMS NOTE 1998/009.