

Exclusive vector meson production in relativistic heavy ion collisions

Spencer R. Klein and Joakim Nystrand

Lawrence Berkeley National Laboratory, Berkeley, California 94720

(Received 8 February 1999; published 16 June 1999)

Exclusive vector meson production reactions such as $Au+Au \rightarrow Au+Au+V$, where $V = \rho, \omega, \phi$, or J/ψ , can proceed through photon-Pomeron and photon-meson interactions. Photons from the electromagnetic field of one nucleus interact coherently with the other nucleus. Photonuclear cross sections are scaled from γp data and convoluted with the photon spectrum to find the exclusive rates. The cross sections at the RHIC and LHC heavy ion colliders are huge, 10% of the total hadronic cross section at RHIC and 50% at LHC. These accelerators may be useful as vector meson factories. With iodine beams at RHIC, 640 ρ are produced each second ($10^{10}/\text{yr}$); with calcium at the LHC the rate is 240 kHz. The ϕ rates are 39 Hz at RHIC and 15 kHz at LHC, while the J/ψ rate is 0.3 Hz at RHIC and 780 Hz at the LHC. Because of the coherent couplings, the reactions kinematics are similar to coherent two-photon interactions; we discuss the interplay between the two reactions. [S0556-2813(99)00207-1]

PACS number(s): 25.20.-x, 12.40.Vv, 13.60.Le

I. INTRODUCTION

The electromagnetic fields of ultrarelativistic heavy ions may be treated as fields of virtual photons. When two nuclei pass by each other at small impact parameters, the photon field of one nucleus can produce a photonuclear interaction in the other nucleus. Most studies of photonuclear reactions in heavy ion collisions have considered hard interactions, such as heavy quark production [1] or photonuclear breakup [2].

We consider here the exclusive reaction $A+A \rightarrow A+A+V$, where A is a heavy nucleus and V is a vector meson. This reaction can proceed via photon-Pomeron or photon-meson interactions, where the photon comes from the electromagnetic field of one nucleus and the Pomeron or meson couples to the other nucleus. At sufficiently high energies, the momentum transfers from the nuclei are small enough that both couplings are coherent to the entire nucleus. Then, the nucleus remains intact or nearly intact. We calculate the production rates and rapidity distributions for the ρ^0, ω, ϕ , and J/ψ .

These reactions will be studied experimentally at the upcoming Relativistic Heavy Ion Collider (RHIC) [3] now under construction at Brookhaven National Laboratory [4] and the Large Hadron Collider (LHC) [5] being built at CERN. For later reference, Table I gives the expected luminosities for various beam species at these two colliders.

II. PHOTON FLUX AND PHOTONUCLEAR CROSS SECTIONS

The calculations are simplest in the rest frame of one of the nuclei, labeled the target nucleus. The total production is found by taking each nucleus as the target in turn. This calculation is divided into two parts: determination of the photonuclear interaction cross section and calculation of the effective photon flux from the emitting nucleus.

In this frame, the photon energy k is large, and the momentum transfer squared from the target nucleus is small. The momentum transfer t has longitudinal $t_{||}$ and transverse

components t_{\perp} , with $t = t_{||} + t_{\perp}$. Since the initial state longitudinal momentum is small, t_{\perp} is the final state momentum transverse to the photon direction. When $t_{\perp} = 0$, $|t| = |t_{\min}| = \sqrt{M_V^2/2k}$.

The coherent coupling of the photons and Pomerons limits their virtuality to $1/R_A$, where R_A is the nuclear radius, or about 30 MeV/ c for heavy nuclei like gold or lead. This virtuality is small enough that it can be neglected here, with the photon effectively real in the target frame.

The photon flux from a relativistic heavy nucleus is given by the Weizsäcker-Williams approach. Here $\gamma = E_A/m_A \gg 1$, where E_A and m_A are the energy and mass of the nucleus. The photon flux at a distance r from the nucleus is

$$\frac{d^3 N_{\gamma}(k, r)}{dk d^2 r} = \frac{Z^2 \alpha x^2}{\pi^2 k r^2} K_1^2(x), \quad (1)$$

where k is the photon energy, Z is the nuclear charge, and K_1 a modified Bessel function with $x = kr/\gamma$. The target frame γ corresponds to $\gamma = 2\Gamma^2 - 1$, where Γ is the Lorentz boost in the center-of-mass frame (laboratory frame for collider geometry). Here and throughout the paper, we take $\hbar = c = 1$.

In an exclusive interaction, there can be no accompanying hadronic interactions. In a hard sphere model, this occurs if

TABLE I. Luminosity and beam kinetic energy for several heavy ion beams at RHIC and LHC. Because RHIC will be dedicated to heavy ion acceleration, it is likely to run a wider variety of beams than LHC. The RHIC luminosities are from Ref. [4]. Different references quote somewhat different heavy ion luminosity for LHC; these numbers are calculated from Table 3 of Ref. [28], assuming two experiments, and that the (as suggested) average luminosity is 45% of peak luminosity.

Particle	Machine	Maximum beam energy	Design luminosity
Gold	RHIC	100 GeV/nucleon	$2 \times 10^{26} \text{ cm}^{-2} \text{ s}^{-1}$
Iodine	RHIC	104 GeV/nucleon	$2.7 \times 10^{27} \text{ cm}^{-2} \text{ s}^{-1}$
Silicon	RHIC	125 GeV/nucleon	$4.4 \times 10^{28} \text{ cm}^{-2} \text{ s}^{-1}$
Lead	LHC	2.76 TeV/nucleon	$1 \times 10^{26} \text{ cm}^{-2} \text{ s}^{-1}$
Calcium	LHC	3.5 TeV/nucleon	$2 \times 10^{30} \text{ cm}^{-2} \text{ s}^{-1}$

the impact parameter $b > 2R_A$, where $R_A = 1.2A^{1/3}$ fm. We use a more accurate approach, calculating the probability of one or more hadronic interactions as a function of impact parameter. The nuclear density for a nucleus A a distance s from its center is modeled with a Woods-Saxon distribution for symmetric nuclei:

$$\rho_A(s) = \frac{\rho_0}{1 + \exp[(s - R_{\text{WS}})/d]}, \quad (2)$$

where the radius R_{WS} and skin depth d are based on fits to electron scattering data [6] and ρ^0 is fixed by the normalization. This electron scattering data probes the proton distribution in the nucleus. If the neutrons are differently distributed from the protons, this could affect the cross section.

The interaction probability at a given impact parameter is related to the overlap function

$$T_{AA}(|\vec{b}|) = \int d^2\vec{r} T_A(\vec{r}) T_A(\vec{r} - \vec{b}), \quad (3)$$

where \vec{r} and \vec{b} are two-dimensional vectors perpendicular to the direction of travel z . The nuclear thickness function is

$$T_A(\vec{r}) = \int dz \rho_A(\sqrt{|\vec{r}|^2 + z^2}). \quad (4)$$

The number of nucleon-nucleon collisions follows a Poisson distribution with mean $T_{AA}(b)\sigma_{NN}$, with σ_{NN} the total nucleon-nucleon interaction cross section. The probability of having no hadronic interactions is then

$$P_{0H}(b) = \exp[-T_{AA}(b)\sigma_{NN}]. \quad (5)$$

We use $\sigma_{NN} = 52$ mb at a beam energy of 100 GeV, rising to 88 mb at 2.9 TeV [7].

We assume that the range of the Pomeron or meson field is much smaller than the size of the nucleus [8]. For $b < 2R_A$, a form factor can be required to accurately model the electromagnetic fields inside the emitting nucleus; we neglect this tiny correction.

The total photon flux is given by Eq. (1) integrated over all r , modulated by the noninteraction probability

$$\begin{aligned} \frac{dN_\gamma(k)}{dk} &= \int_0^\infty 2\pi b db P_{0H}(b) \\ &\times \int_0^R r dr \int_0^{2\pi} d\phi \frac{d^3N_\gamma(k, b + r\cos(\phi))}{dk d^2r}. \end{aligned} \quad (6)$$

The b integral runs over impact parameter and r and ϕ over the surface of the target nucleus, for a given b . This process averages the field strength over the nucleus, neglecting the variation with r . Since the vector meson production is coherent over the entire nucleus, this averaging is appropriate. The integral is evaluated numerically; the result is shown in Fig. 1. This flux is approximately equal to the photon flux in the region $r > 2R_A$, which can be found analytically:

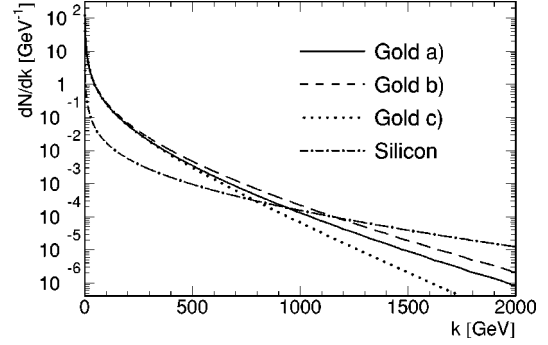


FIG. 1. The photon flux for gold beams using (a) the hadronic interaction probability described in the text, (b) the hard sphere approximation, (c) the photon flux for $b > 2R_A$, Eq. (7), and for silicon beams with the same approach as in (a). Both are at RHIC energies, with k in the target frame.

$$\frac{dN_\gamma(k)}{dk} = \frac{2Z^2\alpha}{\pi k} \left(XK_0(X)K_1(X) - \frac{X^2}{2}[K_1^2(X) - K_0^2(X)] \right), \quad (7)$$

where $X = 2R_A k / \gamma$. This approximation is shown by the dotted line in Fig. 1.

The $\gamma A \rightarrow VA$ cross sections are found with a Glauber calculation, using the observed $\gamma p \rightarrow Vp$ cross sections as input. Data on $\gamma p \rightarrow Vp$ cover a wide energy range, from low energy fixed target photon beams [9] to ep collisions at HERA [10]. These cross sections may be parametrized as

$$\left. \frac{d\sigma(\gamma p \rightarrow Vp)}{dt} \right|_{t=0} = b_V (XW^\epsilon + YW^{-\eta}), \quad (8)$$

where W is the center-of-mass energy, and Table II gives the constants b_V , X , Y , ϵ , and η , which are determined from fits to the data [11]. The X, ϵ term represents the Pomeron exchange portion of the cross section. It rises slowly with energy ($\epsilon \sim 0.22$). This slow rise has been attributed to the increasing size and density of the proton; the increasing W probes smaller proton momentum fractions x . The Y, η term, is for meson exchange, primarily the f_0 [12]. The meson exchange term falls rapidly as W rises. For the ϕ and J/ψ , meson exchange is heavily suppressed, and the reaction occurs only through Pomeron exchange. For the J/ψ , $\epsilon \gg 0.22$; the rapid rise has been ascribed to either a breakdown of the soft Pomeron model or to threshold effects [10]. Because of

TABLE II. Constants for $\gamma p \rightarrow Vp$ production. The slopes b_V are in GeV^{-2} , while X and Y are in μbarns , for W in GeV [11]. The f_v values are from Eq. (10).

Meson	b_V	X	ϵ	Y	η	$f_v^2/4\pi$
ρ^0	11	5.0	0.22	26.0	1.23	2.02
ω	10	0.55	0.22	18.0	1.92	23.1
ϕ	7	0.34	0.22			13.7
J/ψ	4	0.0015	0.80			10.4

this behavior, the J/ψ calculations must be treated with caution, especially at center-of-mass energies beyond that probed by HERA.

To relate this to nuclei, we make use of the optical theorem and an eikonalization technique. Following vector meson dominance [9],

$$\left. \frac{d\sigma(\gamma p \rightarrow Vp)}{dt} \right|_{t=0} = \frac{4\pi\alpha}{f_v^2} \left. \frac{d\sigma(Vp \rightarrow Vp)}{dt} \right|_{t=0}, \quad (9)$$

with a similar relationship true for nuclei. Here, t is the squared four-momentum transfer between the proton and vector meson, α is the electromagnetic coupling constant, $e^2/\hbar c$, and f_v is the vector meson-photon coupling,

$$\frac{f_v^2}{4\pi} = \frac{M_v \alpha^2}{3\Gamma_{V \rightarrow e^+e^-}}, \quad (10)$$

with M_v the vector meson mass and $\Gamma_{V \rightarrow e^+e^-}$ the leptonic decay partial width. However, measurements of f_v from leptonic decay widths disagree with photoproduction data [13]. A correction is required to account for nondiagonal coupling through higher mass vector mesons, as implemented in the generalized vector dominance model (GVDM). For the ρ , the GVDM increases f_v^2 by 20% [13]. Because f_v^2 is used twice, the error largely cancels here. Values for $f_v^2/4\pi$ are given in Table II.

Using the optical theorem, the total cross section is

$$\sigma_{\text{tot}}^2(Vp) = 16\pi \left. \frac{d\sigma(Vp \rightarrow Vp)}{dt} \right|_{t=0}. \quad (11)$$

At $W = 10$ GeV, we find 24 mb, 26 mb, 12 mb, and 1.0 mb for the ρ , ω , ϕ , and J/ψ total cross sections, respectively. These values are consistent with theoretical and experimental expectations [9]. The scattering cross section from heavy nuclei can be found by a Glauber calculation:

$$\sigma_{\text{tot}}(VA) = \int d^2\vec{r} (1 - e^{-\sigma_{\text{tot}}(Vp)T_{AA}(\vec{r})}). \quad (12)$$

The optical theorem for nucleus A and the GVDM are then used to find

$$\left. \frac{d\sigma(\gamma A \rightarrow VA)}{dt} \right|_{t=0} = \frac{\alpha \sigma_{\text{tot}}^2(VA)}{4f_v^2}. \quad (13)$$

These $d\sigma/dt|_{t=0}$ are shown in Fig. 2 for gold nuclei. Also shown are the results of scaling the γp cross sections by A^2 and $A^{4/3}$ [3]. The ρ , ω , and ϕ results vary only slowly with energy. The minimum around photon-proton center-of-mass energy $W_{\gamma p} = 10$ GeV for the ρ and ω marks the transition from meson dominated to Pomeron-dominated reactions. ϕ production, which is mediated only by Pomerons, shows a monotonic energy dependence.

For the light mesons, $d\sigma/dt|_{t=0}$ is almost independent of energy, flatter than the corresponding proton functions, which appears unchanged in the A^2 and $A^{4/3}$ scaling curves.

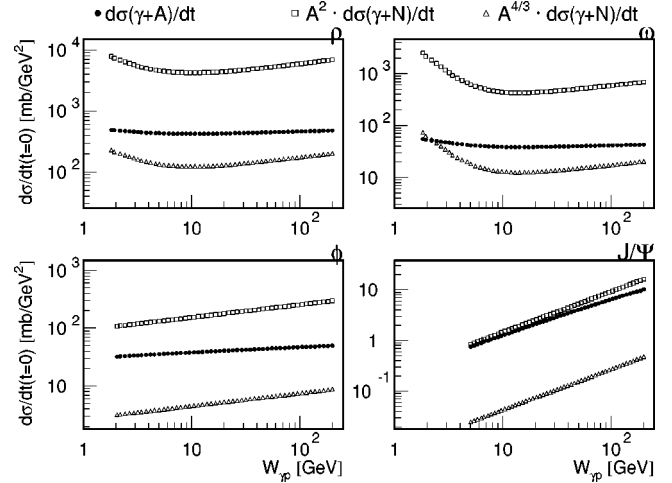


FIG. 2. $d\sigma/dt|_{t=0}$ for coherent ρ , ω , ϕ , and J/ψ production on a gold target. The solid circles are the Glauber calculation, while the open squares and triangles show the A^2 weak absorption and $A^{4/3}$ black disk scaling results, respectively. The J/ψ is in the weak interaction regime, while the lighter mesons are closer to the black disk. The Glauber calculation removes much of the γp cross section energy dependence visible with the simple scaling.

In contrast, $d\sigma/dt|_{t=0}$ for the J/ψ rises rapidly with energy. Part of the difference is the different γp cross section energy dependence, and part is the smaller J/ψ interaction cross section. Because $\sigma_{\rho N}$ is large, ρ 's interact near the nuclear surface, and $\sigma_{\rho A}$ is the geometric cross section πR_A^2 which is almost independent of k . However, $\sigma_{J/\psi N}$ is much smaller, and the J/ψ interactions occur throughout the nucleus. As long as $\sigma_{J/\psi N} R_A \rho_0 \ll 1$, the rising $\sigma_{J/\psi N}$ will reflect itself in $\sigma_{J/\psi A}$. These cases correspond to the black disk and weak absorption limits, respectively.

The HERA results which provide the high energy γp input data extend up to about $W_{\gamma p} = 180$ GeV ($k = 16$ TeV in the target frame), with higher energy point extrapolations. Although the HERA data cover the entire RHIC energy range, the extrapolations are required for LHC. The uncertainty is especially problematic for the J/ψ , where $d\sigma/dt|_{t=0}$ must eventually flatten out, to avoid dominating the total photonuclear cross section.

The total cross section depends on the slope of $d\sigma/dt$. For proton targets, the cross section can be parametrized as $d\sigma/dt = A_v \exp(-bt + c|t|^2)$ [14]. The slope b and derivative c represent the sum of the proton size and the range of the interaction. Here, for simplicity we take $c = 0$ with little loss of accuracy. Nuclei are much larger than protons; so b is dominated by the nuclear size, with $b \sim R^2$, and $d\sigma/dt$ is dominated by the nuclear form factor. This is important because experimental study of these exclusive reactions depends on their small t_{\perp} [15] which is determined by the form factor.

The form factor is the Fourier transform of the nuclear density profile. Unfortunately, the Woods-Saxon distribution does not have an analytic form factor. Instead, for simplicity we approximate the Woods-Saxon distribution as a hard sphere, with radius R_A , convoluted with a Yukawa potential with range $a = 0.7$ fm [16]. The Fourier transform of this

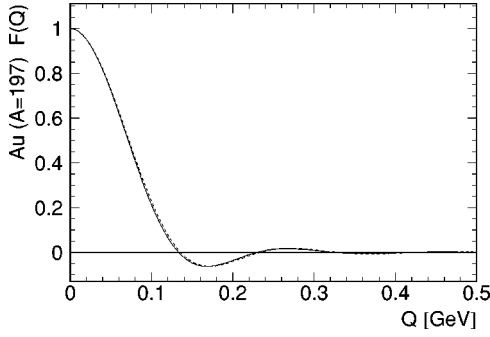


FIG. 3. The electromagnetic form factor for gold. The solid line is the exact result from Fourier transformation of a Woods-Saxon potential and the dotted line from Eq. (14).

convolution is the product of the two individual transforms:

$$F(q = \sqrt{|t|}) = \frac{4\pi\rho_0}{Aq^3} [\sin(qR_A) - qR_A \cos(qR_A)] \left[\frac{1}{1+a^2q^2} \right]. \quad (14)$$

Figure 3 compares Eq. (14) with the numerical transform of the Woods-Saxon distribution for gold. The agreement is excellent.

In addition to coherent production, there is also incoherent vector meson production, where the photon interacts with a single nucleon in the target. Incoherent interactions have a larger average t and occur at a somewhat lower rate. They will not be further considered here, but they will be an essential component of any experimental analysis.

The photonuclear cross section is

$$\sigma(\gamma A \rightarrow VA) = \frac{d\sigma(\gamma A \rightarrow VA)}{dt} \Big|_{t=0} \int_{t_{\min}}^{\infty} dt |F(t)|^2. \quad (15)$$

For narrow resonances, $t_{\min} = (M_V^2/2k)^2$. Because of its width, the ρ is more complicated, and the cross section must be calculated using a Breit-Wigner resonance:

$$\frac{d\sigma}{dM_{\pi\pi}} = \frac{2}{\pi} \frac{\sigma_0 \Gamma_\rho M_\rho M_{\pi\pi}}{(M_{\pi\pi}^2 - M_\rho^2)^2 + \Gamma_\rho^2 M_\rho^2}. \quad (16)$$

Here, M_ρ is the pole position of the resonance, σ_0 the total cross section (neglecting phase space corrections), and $M_{\pi\pi}$ the final state invariant mass. The Breit-Wigner width Γ_ρ includes the phase space correction, with $\Gamma_\rho = \Gamma_0 (p_\pi/p_0)^3 (M_\rho/M_{\pi\pi})$ [17] where p_π is the decay pion momentum in the ρ rest frame, with $p_0 = 358$ MeV/c the pion momentum for $M_{\pi\pi} = M_\rho$ and Γ_0 is the pole ρ width. The observed resonance shape is the convolution of this Breit-Wigner with the photon spectrum. Figure 4 compares the resulting spectrum with the input Breit-Wigner. With the Breit-Wigner, the cross section is about 5% lower than for a narrow resonance with the same coupling. The phase space correction naturally cuts off the $M_{\pi\pi}$ spectrum at $2m_\pi$; we add an upper limit $M_{\pi\pi} < M_\rho + 5\Gamma_0$, matching the HERA analysis from which the γp parameters are extracted [14]. The correction for higher masses is a few percent.

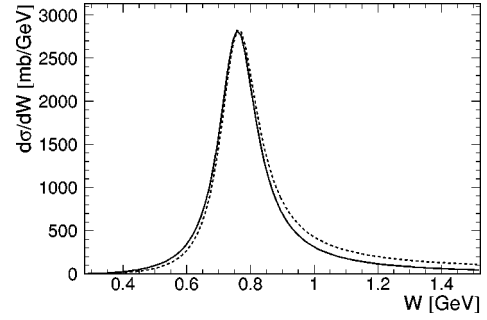


FIG. 4. Predicted $M_{\pi\pi}$ spectrum for exclusive ρ photoproduction (solid line), compared with the input Breit-Wigner spectrum (dashed line).

Most studies of $\gamma p \rightarrow \rho p$ have modeled the exclusive $\pi^+ \pi^-$ spectrum with a Breit-Wigner ρ plus a nonresonant $\pi^+ \pi^-$ term and an interference term [18]:

$$\frac{d\sigma}{dM_{\pi\pi}} = \left| \frac{A \sqrt{M_{\pi\pi} M_\rho \Gamma_\rho}}{M_{\pi\pi}^2 - M_\rho^2 + i M_\rho \Gamma_\rho} + B \right|^2. \quad (17)$$

The ZEUS Collaboration found $A = -2.75 \pm 0.04 \mu\text{b}^{1/2}$ and $B = 1.84 \pm 0.06 (\mu\text{b}/\text{GeV})^{1/2}$ [14]. With the interference term, $d\sigma/dM_{\pi\pi}$ falls rapidly at large W , and a correction for $M_{\pi\pi} > M_\rho + 5\Gamma_0$ is negligible.

As nuclear size increases, the nonresonant term becomes less important. At lower energies, for heavy nuclei it is at most a few percent. For large nuclei, the k dependence of B is unknown, so we neglect nonresonant production. For the nuclei considered, this should be less than a 10% effect on the $\pi^+ \pi^-$ rate.

The photonuclear cross sections are shown in Fig. 5. The total cross sections follow a similar pattern to $d\sigma/dt|_{t=0}$. At low energies, the nuclear form factor intrudes and eliminates coherent production, with the cutoff energy depending on the nuclear radius and the final state mass. The ω and ϕ curves cross because the ω includes a meson contribution that decreases with increasing energy, while the ϕ does not and because $\sigma_{\phi N} < \sigma_{\omega N}$, with the exact relationship varying slightly with energy.

Coherent photonuclear interactions are not a new concept. Several groups studied them experimentally and theoretically

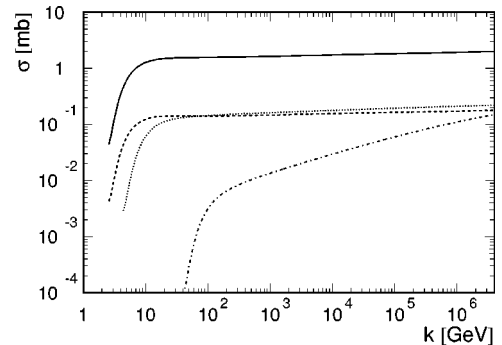


FIG. 5. Photonuclear cross sections $\sigma(\gamma A \rightarrow VA)$ for ρ^0 (solid line), ω (dashed line), ϕ (dotted line), and J/ψ (dot-dashed line) coherent production on a gold target.

in the 1960s and 1970s, using real photon beams. More recent experiments, using virtual photons from muon scattering, are less comparable because of the significant (compared with $1/R_A$) photon virtuality.

Most of the earlier calculations were used to extract parameters such as σ_{VN} and R_A from data. Our calculations are broadly similar. However, most of the earlier calculations used a disk model of the nucleus, with t_{\perp} determined by a two-dimensional Fourier transform of a black disk and t_{\parallel} contributing only to a phase shift. Many of these calculations also included a real part for the forward scattering amplitude. For the ρ , the real part is 20–30% of the imaginary part, producing a 5% correction to the total amplitude [9]. For other mesons, the phases should be comparable (when meson exchange is present) or smaller, for Pomeron-only interactions. In all cases, the correction should decrease slowly at higher energies.

The experimental results can also test our calculations. Because of the complications due to differing (often poorly described) treatments of backgrounds, the ρ width, and the nonresonant $\pi^+\pi^-$, we limit our comparisons to narrow resonances. Even for narrow resonances, there are complications. Few experiments cover the complete t range; extrapolations are required to find the cross sections. We compare results using $d\sigma/dt|_{t=0}$, because less extrapolation is required.

An experiment at Cornell studied ω production from photons with an average energy of 8.2 GeV striking a copper target, and found $d\sigma/dt|_{t=0}=9.6\pm 1.2$ mb/GeV² [19]. This compares well with our calculated $d\sigma/dt|_{t=0}=9.5$ mb/GeV² for that system. Another group studied ϕ production from 8.3 GeV photons incident on copper and lead targets, and found $d\sigma/dt|_{t=0}=4.1\pm 0.7$ and 19 ± 3 mb/GeV², respectively [20]. We predict higher cross sections $d\sigma/dt|_{t=0}=5.4$ and 38 mb/GeV², respectively. However, with the values of f_{ϕ} and $\sigma_{\phi N}$ used in the original analysis, we find $d\sigma/dt|_{t=0}=3.9$ and 26 mb/GeV² respectively, in agreement with the data. The discrepancy may stem from the large correction (60% for copper, 140% for lead) to cover the full angular acceptance. This correction is based on the optical model, and so depends on f_{ϕ} and $\sigma_{\phi N}$. Still, these comparisons provide a useful check of our methods.

III. HEAVY ION CROSS SECTIONS

By integrating the photonuclear cross section over the photon spectrum, the total cross section is found:

$$\begin{aligned} \sigma(AA \rightarrow AA V) &= 2 \int dk \frac{dN_{\gamma}(k)}{dk} \sigma(\gamma A \rightarrow VA) \\ &= \int_0^{\infty} dk \frac{dN_{\gamma}(k)}{dk} \int_{t_{\min}}^{\infty} dt \frac{d\sigma(\gamma A \rightarrow VA)}{dt} \Big|_{t=0} \\ &\quad \times |F(t)|^2, \end{aligned} \quad (18)$$

where the photon flux is from Eq. (6). The total cross sections for vector meson production at RHIC and LHC for a variety of beam species are shown in Table III. The corresponding production rates are shown in Table IV. These

TABLE III. Cross sections, in millibarns, for production of vector mesons for the beams given in Table II.

Meson	RHIC-Au	RHIC-I	RHIC-Si	LHC-Pb	LHC-Ca
ρ^0	590	230	8.4	5200	120
ω	59	24	0.9	490	12
ϕ	39	14	0.4	460	7.6
J/ψ	0.29	0.11	0.0036	32	0.39

rates are very high, with exclusive meson cross sections about 10% of the total hadronic cross section for gold at RHIC and 50% for lead at LHC. If the hadronic interaction model, Eq. (5), is replaced with a hard sphere cutoff ($b > 2R_A$), the rates rise about 5%.

Previously, we considered a model where γA cross sections were scaled from γp , treating the nucleus as a black disk, with $\sigma \sim A^{2/3}$. In that model, the photonuclear cross sections had a different k dependence, shown by the open triangles in Fig. 2. This scaling predicted cross sections much lower than are found here [21]. Most other studies of photon-Pomeron interactions have neglected the coherent Pomeron-nucleus coupling. Baur, Hencken, and Trautman found $\sigma(Aup \rightarrow AupV) = 3.5$ mb using the Weizsäcker-Williams photon flux for gold incident on a free proton target at RHIC [22].

The final state rapidity is determined by the ratio of the photon energy and t_{\parallel} in the laboratory frame:

$$y = \frac{1}{2} \ln \frac{k}{\sqrt{|t_{\min}|}} = \ln \frac{2k}{M_V}, \quad (19)$$

and so $d\sigma/dy = kd\sigma/dk$ and $d\sigma/dy$ is found by a change of variables. For the ρ , the cross section must be integrated over $M_{\pi\pi}$. dN/dy is shown in Fig. 6, for the ρ (Breit-Wigner), ϕ , and J/ψ , for production with gold at RHIC and calcium at LHC. The cross section is largest at low photon energies, corresponding to $y < 0$, because the photon flux drops as k rises. The peaking is larger for the ρ and ω , where meson exchange increases the cross section at low energies.

There can be interference between vector mesons emitted from one nucleus and from the other. The sign and degree of interference depend on the impact parameter, phase of the scattering, meson wavelength, and observation direction, and is beyond the scope of this paper. We simply add the two sources together, as is appropriate when the meson wavelength is small compared to the impact parameter. An analogous situation is found in bremsstrahlung from the collision of two identical particles [29].

TABLE IV. Meson production rates, in Hz, at design luminosity for various beams.

Meson	RHIC-Au	RHIC-I	RHIC-Si	LHC-Pb	LHC-Ca
ρ^0	120	620	370	520	230 000
ω	12	63	42	49	23 000
ϕ	7.9	39	18	46	15 000
J/ψ	0.058	0.30	0.16	3.2	780

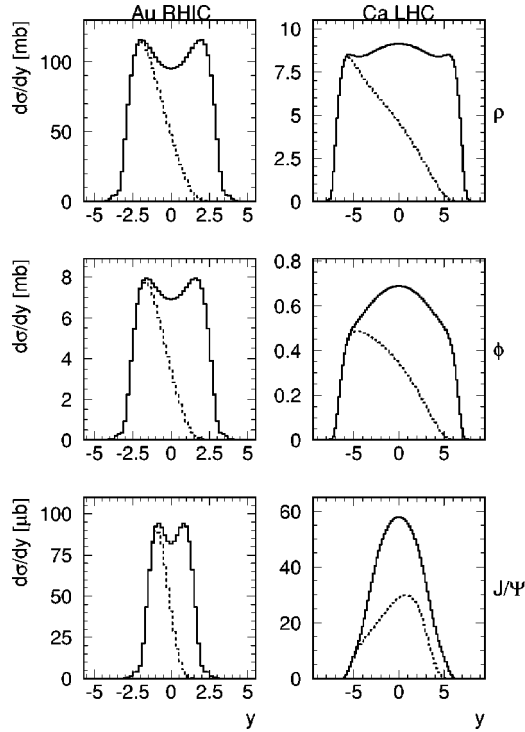


FIG. 6. The rapidity distribution of produced ρ (top), ϕ (center), and J/ψ (bottom). The left panels are for gold beams at RHIC, while the right panels are for calcium beams at LHC. The solid line is the total production, while the dashed line is for photons coming from the nucleus on the left.

At RHIC, when photons from both nuclei are added together, separate peaks appear in dN/dy . At LHC, the higher energies spread the distribution over a much wider rapidity range, and the double-peaked structure largely disappears, except for the ρ .

The total perpendicular momentum spectrum is dominated by the two nuclear form factors, through the cutoff on the emitted photon p_{\perp} and through the slope b of $d\sigma/dt$. The (quadrature) sum of these is roughly $\sqrt{2}\hbar/R_A$ or about 45 MeV/c for gold. This cutoff is a clear signature of coherent interactions, shared with $\gamma\gamma$ and coherent double-Pomeron interactions. Because of the exclusive production and small p_{\perp} , these events can be easily separated from background such as grazing nuclear collisions, beam gas interactions, and incoherent photonuclear interactions [23].

Other authors have considered coherent double-Pomeron interactions in heavy ion collisions [24]. If reactions where the nuclei collide are excluded, the cross section is very small, and depends critically on the range of the Pomeron [8,25].

IV. MULTIPLE VECTOR MESON PRODUCTION

Because the cross sections are so large, the probability of having multiple interactions in a single nucleus-nucleus encounter is non-negligible. This can be quantified by considering the meson production probability $P(V) = d\sigma/2\pi b db$ for a single collision. Figure 7 shows this probability for various mesons for (a) gold beams at RHIC and (b) lead

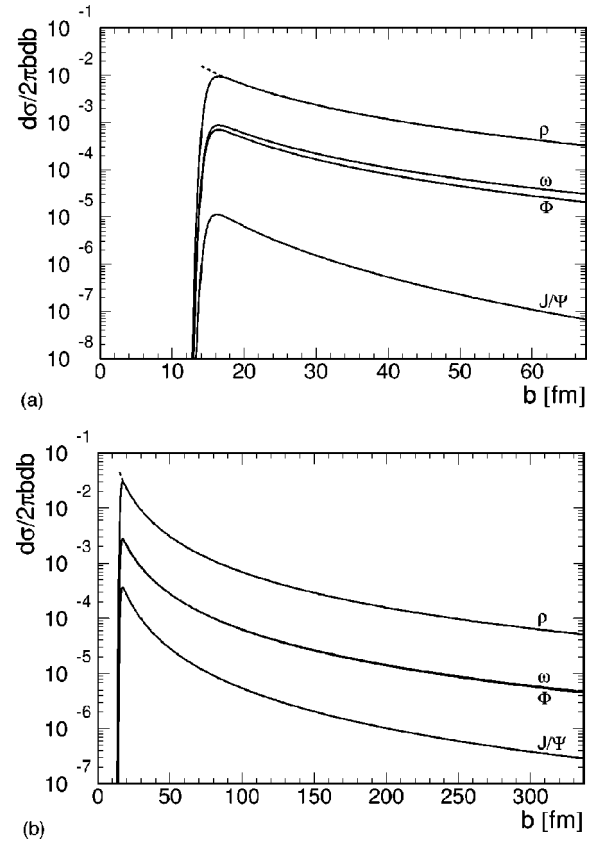


FIG. 7. Probability of vector meson production as a function of collision impact parameter for (a) gold at RHIC and (b) lead at LHC. The solid lines show the Woods-Saxon hadronic interaction probability, while the dashed lines show the result of a hard sphere calculation for the ρ .

beams at LHC; the probabilities reach the 1% level. For the ρ , we show results from two different hadronic interactions models: the Woods-Saxon model, Eq. (5), and also a hard sphere $b > 2R_A$ result. Although the two models predict very similar overall rates, the probability is significantly affected around $b = 2R_A$, doubling the maximum probability at LHC.

This probability is high enough that, even in the absence of correlations [26], significant numbers of vector meson pairs should be produced. Neglecting correlations, the pair production probability is $P(V)^2/2$ for identical pairs and $P(V_1)P(V_2)$ for nonidentical pairs. These cross section and corresponding yearly rates are tabulated in Table V.

Triples and higher multiples are also possible. Of course, final state interactions may affect what is observed in a detector.

V. INTERPLAY BETWEEN PHOTONUCLEAR AND TWO-PHOTON INTERACTIONS

Two-photon physics is expected to be a significant activity at RHIC [3,15] and LHC [22,27]. Because the kinematics for both photonuclear interactions and two-photon collisions is dominated by the coherent coupling to the two nuclei and, consequently, by the nuclear form factors, the reactions have similar kinematics. So the specific pathway may not be de-

TABLE V. Cross sections and rates for production of vector mesons pairs in gold beams at RHIC and lead beams at LHC. The yearly rates are for 10^7 s/yr at RHIC and 10^6 s/yr of operation at LHC. The LHC $\rho J/\psi$ rates should be used with caution because of the energy extrapolation.

Meson	σ (μb) (RHIC-Au)	Rate/yr (RHIC-Au)	σ (μb) (LHC-Pb)	Rate/yr (LHC-Pb)
$\rho^0\rho^0$	720	1 400,000	8800	880 000
$\omega\omega$	6.2	12 000	73	7300
$\phi\phi$	3.8	7500	76	7600
$\rho^0\omega$	130	270 000	1600	160 000
$\rho^0\phi$	100	210 000	1600	160 000
$\omega\phi$	9.6	19 000	150	15 000
$\rho^0 J/\psi$	1.3	2700	200	20 000

terminable from the final state.

The rates for photonuclear interactions are considerably higher than for comparable two-photon reactions. For example, the ϕ production rate with gold beams at RHIC is about 8 Hz. For comparison, the rates for $\gamma\gamma \rightarrow \eta'$ and $\gamma\gamma \rightarrow f_0(980)$ [21] are 0.13 and 0.02 Hz, respectively. At higher masses, the situation is similar, and photonuclear vector meson production may overshadow two-photon production of scalar and tensor final states, complicating meson spectroscopy. It is worth noting that the photonuclear $\rho\rho$ rate is many times larger than that expected from $\gamma\gamma$ production [27]. On the other hand, the same techniques developed to study $\gamma\gamma$ physics at heavy ion colliders are effective at selecting photonuclear interactions.

The similarity of the two interactions can lead to some interesting opportunities. For example, when the final states are indistinguishable, interference can occur between the photonuclear and $\gamma\gamma$ production channels. Interference between leptonic decays of photonuclear produced vector mesons and Bethe-Heitler e^+e^- pairs has been studied previously [12]; at future heavy ion colliders, many more channels will be accessible.

Despite the similarity, the different dN/dy spectra may allow statistical separation of $\gamma\gamma$ and photonuclear interactions. This is because the photon flux scales as $1/k$, while the Pomeron-meson couplings have a much weaker energy dependence. The dN/dy distribution for photonuclear production is broader than for two-photon production. This is especially true for photon-meson interactions, where the $1/k$ photon spectrum combines with a cross section that drops with energy to form two peaks at large positive and negative rapidity, corresponding to low energy photons from the two nuclei in turn. Figure 8 compares the two distributions for $\gamma\gamma \rightarrow f_2(1270)$ and for production of a hypothetical vector meson with the same mass. Two vector meson models are shown: one based on the ω couplings and another with only Pomeron coupling. The two are very similar at $y=0$, but the ω model peaks about 10% higher.

It may also be possible to separate the two classes by their different impact parameter dependence. A two-photon interaction can occur at a significant distance from both nuclei, while a photonuclear interaction must occur inside or very

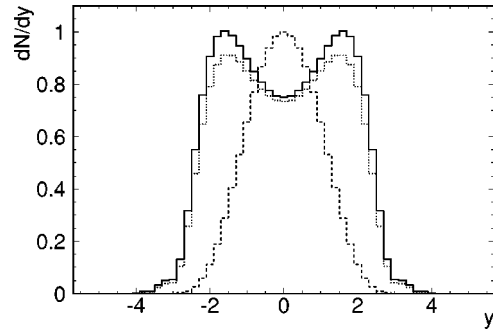


FIG. 8. Comparison of the rapidity distributions for two-photon production of the $f_2(1270)$ (dashed histogram) and two models of photonuclear production of a hypothetical $X(1270)$, for gold beams at RHIC. The solid histogram is for an $X(1270)$ with couplings matching the ω , while the dotted histogram corresponds to Pomeron coupling only.

near a nucleus. So the two classes will have a different impact parameter dependence. In a collision, photon exchange can leave the nuclei excited in a giant dipole resonance, regardless of other activity; the excitation probability depends on the impact parameter [22]. This may allow us to statistically separate the two classes.

In a broader study, it will also be possible to separate the two classes by measuring how the rates vary with A ; the meson and Pomeron flux rises should be less A dependent than photons. This study will require data with a variety of different beam species.

VI. CONCLUSIONS

We have calculated the rates and rapidity distributions for exclusive photonuclear production of vector mesons in heavy ion collisions, using a Glauber model calculation. The LHC results involve photons with energies considerably above those currently available. Although this adds to the physics interest, it also introduces some uncertainty into the rates presented here. For the J/ψ , in particular, the spectrum must soften at some photon energy, and the rates given here may be overestimates.

The production rates are large enough that heavy ion colliders could be used as vector meson factories. The ϕ and J/ψ production rates at LHC are comparable to those at existing or planned meson factories based on e^+e^- annihilation.

These rates are higher than comparable two-photon or double-Pomeron interactions. Thus, these photonuclear interactions should be the dominant source of exclusive interactions at heavy ion colliders. In addition to single interactions, multiple vector meson production from the same ion pair should be measurable.

ACKNOWLEDGMENTS

We thank Jørgen Randrup for suggesting the hard sphere plus Yukawa potential form factor. We would like to acknowledge useful conversations with Stan Brodsky and Ralph Engel. This work was supported by the U.S. DOE, under Contract No. DE-AC-03-76SF00098.

- [1] M. Greiner *et al.*, Phys. Rev. C **51**, 911 (1995).
- [2] N. Baron and G. Baur, Phys. Rev. C **48**, 1999 (1993).
- [3] J. Nystrand and S. Klein, in "Proceedings of the Workshop on Photon Interactions and the Photon Structure," Lund, Sweden, 1998, edited by G. Jarlskog and T. Sjöstrand; nucl-ex/9811007.
- [4] "Conceptual Design for the Relativistic Heavy Ion Collider," Report No. BNL-52195, Brookhaven National Laboratory, 1989.
- [5] ALICE Collaboration, N. Ahmad *et al.*, Report No. CERN/LHCC 95-71/LHCC/P3, 1995.
- [6] R. C. Barrett and D. F. Jackson, *Nuclear Sizes and Structure* (Oxford University Press, New York, 1977).
- [7] Particle Data Group, C. Caso *et al.*, Eur. Phys. J. C **3**, 1 (1998).
- [8] B. Müller and A. J. Schramm, Nucl. Phys. A **523**, 677 (1991).
- [9] T. H. Bauer, R. D. Spital, D. R. Yennie, and F. M. Pipkin, Rev. Mod. Phys. **50**, 261 (1978).
- [10] N. Cartiglia, hep-ph/9703245, 1997.
- [11] J. A. Crittenden, *Exclusive Production of Neutral Vector Mesons at the Electron-Proton Collider HERA* (Springer-Verlag, Berlin, 1997).
- [12] D. Leith, in *Electromagnetic Interactions of Hadrons*, edited by A. Donnachie and G. Shaw (Plenum Press, New York, 1978), and references therein.
- [13] A. Pautz and G. Shaw, Phys. Rev. C **57**, 2648 (1998).
- [14] J. Breitweig *et al.*, Eur. Phys. J. C **2**, 247 (1998).
- [15] S. Klein and E. Scannapieco, in *Photon '97*, edited by A. Buijs and F. C. Erne (World Scientific, Singapore, 1997).
- [16] K. T. R. Davies and J. R. Nix, Phys. Rev. C **14**, 1977 (1976).
- [17] J. D. Jackson, Nuovo Cimento **34**, 1644 (1964).
- [18] P. Söding, Phys. Lett. **19**, 702 (1966).
- [19] H. J. Behrend *et al.*, Phys. Rev. Lett. **24**, 1246 (1970); J. Abramson *et al.*, *ibid.* **36**, 1428 (1976).
- [20] G. McClellan *et al.*, Phys. Rev. Lett. **26**, 1593 (1971).
- [21] S. Klein and J. Nystrand, STAR Note No. 347, 1998. Available on the web at <http://www.rhic.bnl.gov/star/starlib/doc/www/sno/ice/sn0347.html>
- [22] G. Baur, K. Hencken, and D. Trautman, J. Phys. G **24**, 1657 (1998).
- [23] J. Nystrand and S. Klein, in *Hadron Spectroscopy*, edited by S. Chung and H. Willutzki, AIP Conf. Proc. No. 432 (AIP, New York, 1998).
- [24] R. Engel, M. A. Braun, C. Pajares, and J. Ranft, Z. Phys. C **74**, 687 (1997).
- [25] A. J. Schramm and D. H. Reeves, Phys. Rev. D **55**, 7312 (1997).
- [26] S. Klein and J. Nystrand (unpublished).
- [27] E. Lippma *et al.*, FELIX Collaboration, Report No. CERN/LHCC- 97/45, 1997.
- [28] D. Brandt, K. Eggert, and A. Morsch, Report No. CERN AT/94-05, LHC Note No. 264, 1994 (unpublished).
- [29] R. C. Stabler, Nature **206**, 922 (1965), and references therein.