


Thermal and quantum lattice fluctuations in Peierls chains

Manuel Weber,^{1,2} Fakher F. Assaad,¹ and Martin Hohenadler¹

¹*Institut für Theoretische Physik und Astrophysik, Universität Würzburg, 97074 Würzburg, Germany*

²*Department of Physics, Georgetown University, Washington, DC 20057, USA*

 (Received 10 August 2018; revised manuscript received 15 October 2018; published 7 December 2018)

Thermodynamic and spectral properties of electrons coupled to quantum phonons are studied in the framework of the one-dimensional spinless Holstein model. Using quantum Monte Carlo simulations and an efficient exact estimator for the specific heat based on the properties of the perturbation expansion we calculate the specific heat and compressibility for the entire range of electron-phonon couplings and phonon frequencies. Our results reveal how the Peierls gap and long-range order at zero temperature as well as the significant renormalization of electrons and phonons—revealed by the corresponding spectral functions—manifest themselves in the specific heat. We also quantitatively assess the validity of the widely used classical phonon approximation and identify the electronic contribution predicted for a Tomonaga-Luttinger liquid.

DOI: [10.1103/PhysRevB.98.235117](https://doi.org/10.1103/PhysRevB.98.235117)

I. INTRODUCTION

In one-dimensional (1D) systems, a metal-insulator transition to a state with long-range charge-density-wave (CDW) order accompanied by a periodic lattice modulation can arise from the Peierls instability [1,2]. The latter has its origin in electron-phonon coupling and can be experimentally observed in quasi-1D materials, such as TTF-TCNQ [3] or $K_{0.3}MoO_3$ [4]. A closely related problem is the spin-Peierls transition [5] in, e.g., $CuGeO_3$ [6]. The specific heat C_V is of particular interest because it exhibits a peak anomaly at the Peierls transition temperature T_c [7–12]. Depending on the compound, the anomaly can take the form of a steplike discontinuity as in mean-field theory or be strongly smeared out by fluctuations [13]. Whereas the transition at T_c is driven by thermal fluctuations, quantum lattice fluctuations play a key role in the low-temperature regime. Most notably, the Peierls argument regarding the instability of any 1D system toward dimerization holds, in general, only for classical phonons (frequency $\omega_0 \rightarrow 0$). Results beyond the classical limit are highly desirable given the range of phonon frequencies in Peierls materials. For example, while ω_0 is small compared to the hopping integral in polyacetylene [14], it is comparable to the spin-exchange constant in $CuGeO_3$ [15].

The large body of experimental results for the specific heat of Peierls systems is in strong contrast to the state of theoretical and, in particular, numerical work along these lines. This discrepancy is due to the challenges involved in obtaining reliable descriptions that capture both thermal and quantum fluctuations even within minimal models that only account for the dominant electron-phonon interaction while neglecting, in particular, electron-electron interactions.

Whereas the finite-temperature Peierls transition relies on interchain coupling, the latter is associated with a crossover temperature above which the physics is determined by the 1D chains. The fact that T_c is typically much smaller than mean-field predictions [13] suggests that interchain coupling is weak. Accordingly, much of the existing theoretical work

focused on fully understanding Peierls order in isolated 1D chains. A 1D setting permits long-range order only at $T = 0$ and yields a crossover rather than a thermal phase transition at $T > 0$. On the other hand, it accounts for a highly nontrivial quantum phase transition between a Luttinger liquid and a Peierls insulator missed by mean-field theories [1,16]. This transition has been the subject of systematic investigations based on exact diagonalization [17–19], quantum Monte Carlo (QMC) [20–25], and the density-matrix renormalization-group (DMRG) [26–30], as well as analytical and semianalytical methods [31–35]. Ground-state and spectral properties are particularly well understood for the 1D spinless Holstein model considered here. The phase diagram for the case of half-filling relevant for the Peierls transition has been obtained from DMRG calculations [29,30] and is shown in Fig. 1. It captures the aforementioned metal-insulator transition at $T = 0$, which is either of soft-mode or central-peak character depending on the phonon frequency. Away from half-filling, the model was investigated with respect to many-polaron physics, see Ref. [36] for a review.

Remarkably, there appear to be no previous results for C_V of electrons coupled to quantum phonons even in the 1D case. For classical phonons, thermal excitations (including solitons [14]) can be studied qualitatively with fluctuating gap models [37,38] and quantitatively with Monte Carlo simulations [39]. Some QMC results of limited quality are available for the spin-Peierls case with quantum phonons [23,34]. Finite-temperature DMRG calculations—successfully carried out for fermionic systems [40,41]—are so far inhibited by the large phonon Hilbert space. The determination of C_V from QMC simulations is limited by long autocorrelations [42], large fluctuations, and Trotter discretization errors [43]. Whereas the thermodynamic Bethe ansatz is not applicable beyond the classical-phonon limit [44], the bosonization has been applied to study the effect of the coupling to quantum phonons in the Luttinger liquid phase [45].

Here, we present exact numerical results for the specific heat of the 1D spinless Holstein model across all different

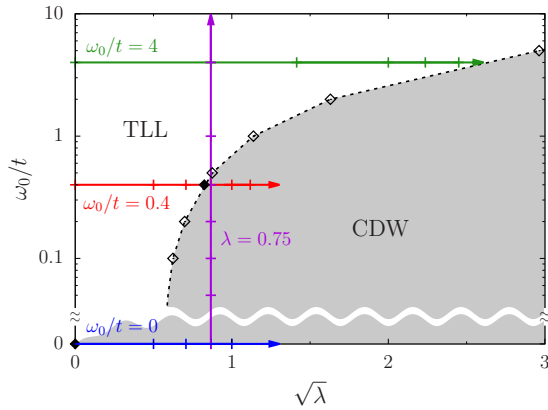


FIG. 1. Ground-state phase diagram of the half-filled spinless Holstein model as a function of the electron-phonon coupling λ and the phonon frequency ω_0 . Critical values are from DMRG calculations (open symbols) [29,30]. Additionally, we show the QMC estimate $\lambda_c = 0.68(1)$ at $\omega_0/t = 0.4$ [46] and the exact value $\lambda_c = 0$ at $\omega_0 = 0$ (filled symbols). Arrows indicate the paths in parameter space explored in this article; the corresponding constant parameter is indicated. Note the broken frequency axis. For more explanations on the phase diagram see the main text.

parameter regimes (adiabatic and antiadiabatic, Luttinger liquid and Peierls insulator) on large lattices while fully accounting for thermal and quantum fluctuations. Such calculations are made possible by combining a recently developed directed-loop algorithm for retarded interactions [46] with the calculation of bosonic observables from the perturbation expansion [47]. Approaching the experimentally relevant case of coupled chains from the single-chain limit is motivated not only by the central role played by these structural units for the Peierls mechanism, but also by the fact that the ground state of the 1D spinless Holstein model is well understood, including accurate critical values for the quantum phase transition [48]. In contrast to higher-dimensional models, a single chain permits simulations for temperatures and system sizes that are sufficient to extract the thermodynamic and spectral signatures of the 1D Luttinger liquid and Peierls physics. The spinless Holstein model captures the essential aspects of quantum Peierls chains, including the different character of the Peierls transition at low and high phonon frequencies, while avoiding complications due to spin gap formation in the metallic phase that appear in the spinful case [49].

The article is organized as follows: We introduce the model in Sec. II and outline the QMC method used in Sec. III. Results are presented in Sec. IV, and we conclude in Sec. V. In the Appendix, we derive the QMC estimator for the specific heat of the Holstein model.

II. MODEL

To isolate the effect of quantum lattice fluctuations on the thermodynamics of 1D chains, we consider a minimal theoretical model. The Hamiltonian of the spinless Holstein model [50] is given by

$$\hat{H} = -t \sum_i (\hat{c}_i^\dagger \hat{c}_{i+1} + \text{H.c.}) + \omega_0 \sum_i \hat{b}_i^\dagger \hat{b}_i + g \sum_i \hat{Q}_i \hat{\rho}_i. \quad (1)$$

Here, $\hat{c}_i^\dagger, \hat{c}_i$ ($\hat{b}_i^\dagger, \hat{b}_i$) create/annihilate an electron (phonon) at lattice site i . The Holstein model consists of an electronic hopping term with amplitude t , Einstein phonons with frequency ω_0 , and a local coupling between the lattice displacement $\hat{Q}_i = (\hat{b}_i^\dagger + \hat{b}_i)/\sqrt{2M\omega_0}$ and the fermion density $\hat{\rho}_i = (\hat{n}_i - 1/2)$. In the following, we only consider the half-filled case with $\langle \hat{\rho}_i \rangle = 0$ and use the dimensionless coupling constant $\lambda = g^2/(4M\omega_0^2 t)$. Here, M is the mass of the harmonic oscillators. We use t as the unit of energy and set $\hbar = 1$.

Figure 1 shows the ground-state phase diagram as determined from DMRG simulations [29,30]. It exhibits a quantum phase transition from a Tomonaga-Luttinger liquid (TLL) at $\lambda < \lambda_c(\omega_0)$ to a Peierls CDW insulator with ordering wave vector $q = 2k_F = \pi$ at $\lambda > \lambda_c(\omega_0)$ [17,19,21,29,30]. At $\omega_0 = 0$, the ground state shows CDW order for any $\lambda > 0$ and is exactly described by mean-field theory, whereas for $\omega_0 > 0$ and small λ , quantum lattice fluctuations destroy the ordered state and lead to a TLL phase. Although the broken ω_0 axis suggests otherwise, the classical and quantum regimes are expected to be connected by a continuous curve $\omega_c(\lambda)$ [30]. For $\omega_0 \rightarrow \infty$, the spinless Holstein model maps to free fermions and is hence always metallic. The nonuniversal Luttinger parameters K and u have been determined by DMRG calculations; for any ω_0 , the electron-phonon interaction leads to a repulsive TLL with $K < 1$ and a reduction of the charge velocity u , see Ref. [29] and references therein. For further details on the ground-state properties, we refer to the review [48].

Although the DMRG yields critical values and Luttinger parameters, spectral or thermodynamic properties appear to be out of reach due to the large bosonic Hilbert space. Instead, spectral functions have been obtained from exact diagonalization [19] or QMC simulations [25,47] on small system sizes as well as from analytic approaches [33,51,52]. Results for thermodynamic properties are only available in the adiabatic limit $\omega_0 = 0$ [39]. The effects of quantum lattice fluctuations have been studied for a spin-phonon model [23], but results are limited by the accessible temperature range and system sizes because only local QMC updates were available.

Whereas the present paper focuses on the spinless Holstein model, a quantum phase transition from a TLL to a (bond-ordered) Peierls insulator can also be studied in the spinless Su-Schrieffer-Heeger model with bond electron-phonon coupling [53]. Despite its different symmetries and associated nontrivial topological classification, which are revealed in high-temperature results for classical phonons [39], the low-temperature spectral functions for the case of quantum phonons [53] and the temperature dependence of the specific heat for classical phonons closely resemble those of the spinless Holstein model [39]. The Jordan-Wigner transformation provides a link between the spinless fermion model and spin-phonon models [54]. The choice of Einstein phonons (relevant for, e.g., CuGeO₃ [55]) gives exponential rather than linear (for 1D acoustic phonons) behavior of C_V at low temperatures. However, a low-energy theory reveals that only the $2k_F$ (zone-boundary) part of the phonon spectrum couples to the electrons [20,56], and identical results have been reported for Su-Schrieffer-Heeger models with optical and acoustic phonons [35,53]. Therefore, the decoupled part of the phonon

spectrum merely contributes a trivial background to C_V that is routinely subtracted from experimental data to reveal the interesting electron-phonon correlation effects.

III. METHOD

To simulate the Holstein model, we used the directed-loop QMC method for retarded interactions in the stochastic series expansion (SSE) representation [46]. Starting from the coherent-state path integral, the phonons are integrated out analytically [57] to obtain the purely fermionic action,

$$\begin{aligned} \mathcal{S} = \mathcal{S}_0 - t \int_0^\beta d\tau \sum_i [\bar{c}_i(\tau)c_{i+1}(\tau) + \bar{c}_{i+1}(\tau)c_i(\tau)] \\ - 2\lambda t \iint_0^\beta d\tau d\tau' \sum_i \rho_i(\tau)P(\tau - \tau')\rho_i(\tau'). \end{aligned} \quad (2)$$

The coupling between electrons and phonons leads to a density-density-type interaction nonlocal in imaginary time and mediated by the free-phonon propagator $P(\tau)$. The SSE representation [58] corresponds to an expansion of the partition function around $\mathcal{S}_0 = \int d\tau \sum_i \bar{c}_i(\tau)\partial_\tau c_i(\tau)$. The resulting trace over Grassmann fields is then mapped to an expectation value of an operator sequence. By formally promoting the hopping terms to retarded interactions, we can formulate efficient global directed-loop updates from local update rules [59] in which the time dependence of $P(\tau)$ only enters the diagonal updates. For details on the Monte Carlo updates see Ref. [46] and its Supplemental Material. Electronic observables are calculated directly from the Monte Carlo configurations [60,61]. Bosonic observables can be recovered from electronic correlation functions using sum rules derived with the help of generating functionals [47].

We study the thermodynamics of the Holstein model in terms of the specific heat,

$$C_V = k_B\beta^2[\langle \hat{H}^2 \rangle - \langle \hat{H} \rangle^2] \quad (3)$$

and the compressibility (we define $\hat{N} = \sum_i \hat{n}_i$),

$$\kappa = \frac{\beta}{L}[\langle \hat{N}^2 \rangle - \langle \hat{N} \rangle^2]. \quad (4)$$

Here $\beta = 1/(k_B T)$ is the inverse temperature. Whereas κ is obtained directly from the world-line configurations, the calculation of C_V via Eq. (3) is complicated by the fact that the phonon fields have to be extracted from fermionic correlation functions. In the Appendix, we derive an efficient estimator to measure C_V in $O(n)$ operations by exploiting properties of the interaction expansion (n denotes the expansion order) [47]. This estimator has been verified by comparing to exact diagonalization results for a two-site system and the alternative approach for calculating C_V outlined next.

We also determined C_V from the total energy via the relation $C_V = \partial E(T)/\partial T$. Following Ref. [62], we fitted $E(T)$ to the functional form

$$E(T) = \int d\omega \omega [n_F(\omega, T)\rho_F(\omega) + n_B(\omega, T)\rho_B(\omega)], \quad (5)$$

which corresponds to a spectral decomposition into noninteracting fermionic and bosonic contributions ρ_F and ρ_B , respectively. This ansatz is well motivated for the electron-phonon model at hand—compare Eq. (8) and the discussion

of spectral functions below—but the temperature dependence is considered to originate only from the Fermi and Bose functions n_F and n_B . Given Monte Carlo data for $E(T)$, Eq. (5) represents an inverse problem that can be solved using the maximum entropy approach [62,63]. The spectra obtained in this way do not have a physical meaning and only serve to fit $E(T)$ with a reasonable χ^2 . Then, $C_V(T)$ can be easily calculated from ρ_F and ρ_B by applying the temperature derivative to the Fermi and Bose functions in Eq. (5). The results obtained in this way are in good agreement with those from Eq. (3) over a large temperature range. However, for some parameters we observe poor convergence especially at low temperatures because the fitting ansatz becomes too restrictive. Therefore, we prefer the unbiased and hence superior covariance estimator for C_V [Eq. (3)] and include the continuous fits from $E(T)$ merely as a guide to the eye. As the covariance estimators for C_V and κ are subject to large statistical fluctuations, we restrict our simulations to $L = 162$ lattice sites.

To interpret the low-temperature features of the thermodynamic observables, we also calculated the single-particle spectral functions of electrons and phonons with the Lehmann representations

$$\begin{aligned} A(k, \omega) &= \frac{1}{Z} \sum_{mn} e^{-\beta E_m} (1 + e^{-\beta\omega}) |\langle m | \hat{c}_k | n \rangle|^2 \delta(\omega - \Delta_{nm}), \\ B_Q(q, \omega) &= \frac{M\omega_0^2}{Z} \sum_{mn} e^{-\beta E_m} |\langle m | \hat{Q}_q | n \rangle|^2 \delta(\omega - \Delta_{nm}), \end{aligned} \quad (6)$$

respectively. Here, $|m\rangle$ is a many-particle eigenstate of the Hamiltonian, E_m is the corresponding energy, and $\Delta_{nm} = E_n - E_m$. We obtained the spectral functions from the corresponding Green's functions $G(r, \tau) = \langle \hat{c}_r^\dagger(\tau)\hat{c}_0(0) \rangle$ and $D_Q(r, \tau) = \langle \hat{Q}_r(\tau)\hat{Q}_0(0) \rangle$. The electronic Green's function can be accessed directly during the construction of the directed loop [64]. In the simulation of retarded interactions, each Monte Carlo vertex already includes imaginary-time variables so that an additional mapping is not necessary. The phonon propagator can be inferred from the density structure factor $S_\rho(q, i\Omega_m) = \int_0^\beta d\tau e^{i\Omega_m\tau} \sum_r e^{-iqr} \langle \hat{\rho}_r(\tau)\hat{\rho}_0(0) \rangle$ via [65]

$$D_Q(q, i\Omega_m) = P_+(i\Omega_m) + 4\lambda t P_+(i\Omega_m)^2 S_\rho(q, i\Omega_m). \quad (7)$$

Here, $\Omega_m = 2\pi m/\beta$ are the bosonic Matsubara frequencies and $P_+(i\Omega_m) = \omega_0^2/(\omega_0^2 + \Omega_m^2)$ is the free-phonon propagator. $S_\rho(q, i\Omega_m)$ can be calculated efficiently in the SSE representation [60,61]. Finally, the spectral functions $A(k, \omega)$ and $B_Q(q, \omega)$ are obtained via stochastic analytic continuation [66,67] using $G(k, \tau = 0)$ and $D_Q(q, \tau = 0)$ as sum rules.

The total energy and hence the specific heat $C_V = \partial E/\partial T$ are directly related to the single-particle spectral functions. Using the equation of motion [68], we obtain the sum rule

$$\begin{aligned} E &= \sum_k \int_{-\infty}^{\infty} d\omega \frac{\omega + \epsilon_k}{2} n_F(\omega) A(k, \omega) \\ &+ \sum_q \int_{-\infty}^{\infty} d\omega \omega n_B(\omega) B(q, \omega). \end{aligned} \quad (8)$$

Here, $\epsilon_k = -2t \cos k$ is the bare electronic dispersion and $B(q, \omega) = Z^{-1} \sum_{mn} e^{-\beta E_m} (1 - e^{-\beta \omega}) |\langle m | \hat{b}_q | n \rangle|^2 \delta(\omega - \Delta_{nm})$ is the bosonic spectral function defined from the second-quantized operators. In the noninteracting limit, we have $A(k, \omega) = \delta(\omega - \epsilon_k)$ and $B(q, \omega) = [\delta(\omega - \omega_0) - \delta(\omega + \omega_0)]/2$, i.e., the temperature dependence of C_V only arises from n_F and n_B . For finite electron-phonon interactions also $A(k, \omega)$ and $B(q, \omega)$ change with temperature. Note that the interaction energy equally contributes to the fermionic and bosonic parts in Eq. (8). Whereas $A(k, \omega)$ has been previously studied by an exact numerical method over the entire range of temperatures for classical phonons [39] [where the bosonic part in Eq. (8) reduces to the classical result $Lk_B T$], the quantum case requires numerical analytic continuation. We focus on the low-temperature spectral functions that characterize the ground state.

IV. RESULTS

We will discuss the thermodynamic properties of the spinless Holstein model along the paths in parameter space indicated in Fig. 1. As a function of the electron-phonon interaction λ , we consider both the antiadiabatic regime $\omega_0 \gg t$ and the adiabatic regime $\omega_0 \ll t$. Because the physics of the Holstein model differs significantly between these two regimes, we also present low-temperature spectral functions of electrons and phonons to explain the characteristic signatures in the thermodynamic observables. A special case of the adiabatic regime is the limit $\omega_0 = 0$ where spectral functions have been calculated exactly at finite temperatures [39]. For completeness, we review the main results obtained in this limit. The effects of quantum lattice fluctuations on the specific heat are finally studied as a function of ω_0 from low to high phonon frequencies.

A. Polaron formation in the antiadiabatic regime

In the antiadiabatic regime $\omega_0 \gg t$, the metallic TLL phase extends up to rather strong couplings λ , see Fig. 1. With increasing λ , the electrons first undergo a crossover to small polarons with a significantly enhanced effective mass due to the dressing with phonons, before ordering into a polaronic superlattice at λ_c [19]. These effects can be characterized by the single-particle spectral functions of electrons and phonons, which were previously calculated numerically in the antiadiabatic regime using exact diagonalization [19] and a projective renormalization approach [52]. The electronic spectral function has also been obtained by the bosonization method [51].

In Fig. 2, we present QMC results for $A(k, \omega)$ and $B_Q(q, \omega)$ for $\omega_0/t = 4$ and $\lambda = 2$ obtained for $L = 162$ and $\beta t = 2L$. The electronic spectrum in Fig. 2(a) exhibits a well-defined band with a renormalized cosine dispersion $-2\tilde{t} \cos k$ with $\tilde{t} = u/2$ and $u \approx 0.47v_F$ for the parameters considered. This polaronic renormalization (but not the Peierls transition at larger λ) can be qualitatively captured by the Lang-Firsov approximation [70,71] or variational methods [36,71,72]. The renormalization of the electronic band is also visible in the phonon spectrum in Fig. 2(b). The lower branch of $B_Q(q, \omega)$ corresponds to the particle-hole continuum, which is visible in the phonon spectral function because of the density-displacement coupling in Eq. (1) and again reveals

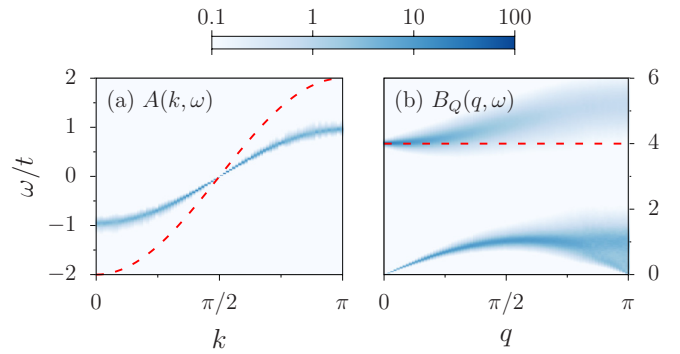


FIG. 2. Single-particle spectral functions of (a) electrons and (b) phonons at $\omega_0/t = 4$ and $\lambda = 2$. The dashed lines indicate the corresponding free dispersions. Here, $L = 162$ and $\beta t = 2L$. Color scheme based on Ref. [69].

the renormalized electronic band. The upper branch starts at $\omega = \omega_0$ for $q = 0$ and hardens with increasing q . The Peierls transition in the antiadiabatic regime is characterized as a central-mode transition, with a hardening of the phonon frequency and a central peak at $q = 2k_F$ for $\lambda \geq \lambda_c$ [19].

To explore the thermodynamic signatures of the TLL phase, we follow the path in Fig. 1 at constant $\omega_0/t = 4$ and $L = 162$. At $\lambda = 0$, the specific heat shown in Fig. 3(a) is the sum of two contributions. The free-phonon part approaches the Dulong-Petit law $C_V = Lk_B T$ for $T \rightarrow \infty$ but eventually drops off exponentially below $k_B T \approx \omega_0$. The free-electron part has a maximum at $k_B T \approx 0.63t$ that can be identified with the onset of coherent electronic motion [39].

The interpretation of the results in terms of electron and phonon contributions remains useful at $\lambda > 0$. With increasing coupling, the high-temperature part of C_V converges to the free-phonon contribution because the renormalization of the phonon branch in $B_Q(q, \omega)$ is smeared out by thermal fluctuations. At the same time, the formation of small polarons with substantially increased mass leads to a significant reduction of the effective hopping \tilde{t} , causing the electronic contribution to C_V to shift towards lower temperatures while maintaining its shape. In particular, the temperature dependence of C_V seems to originate mainly from the distribution functions in Eq. (8). Similar to $\lambda = 0$, the low-temperature peak in C_V can be identified with the onset of coherence, determined by the renormalized hopping \tilde{t} .

For the spinless model considered, there is a direct relation among the electronic contribution to C_V , the density of states at the Fermi level $N(E_F)$, and the renormalized charge velocity u [45,73]. At temperatures where the phonon contribution is frozen out, we expect

$$C_V = \frac{\pi^2}{3} Lk_B^2 T N(E_F) = \frac{\pi}{3} \frac{Lk_B^2 T}{u}. \quad (9)$$

The first expression is generic, and the second expression holds in a TLL [45]. Figure 3(b) shows C_V/T for the two smallest λ 's considered. The convergence of C_V/T for low T to a constant that increases with λ is clear evidence for the reduction of the charge velocity u . Low-temperature fits of the total energy to the form $E(T) = E_0 + \frac{1}{2}aT^2$ are in good agreement with the C_V data [cf. the dashed lines in

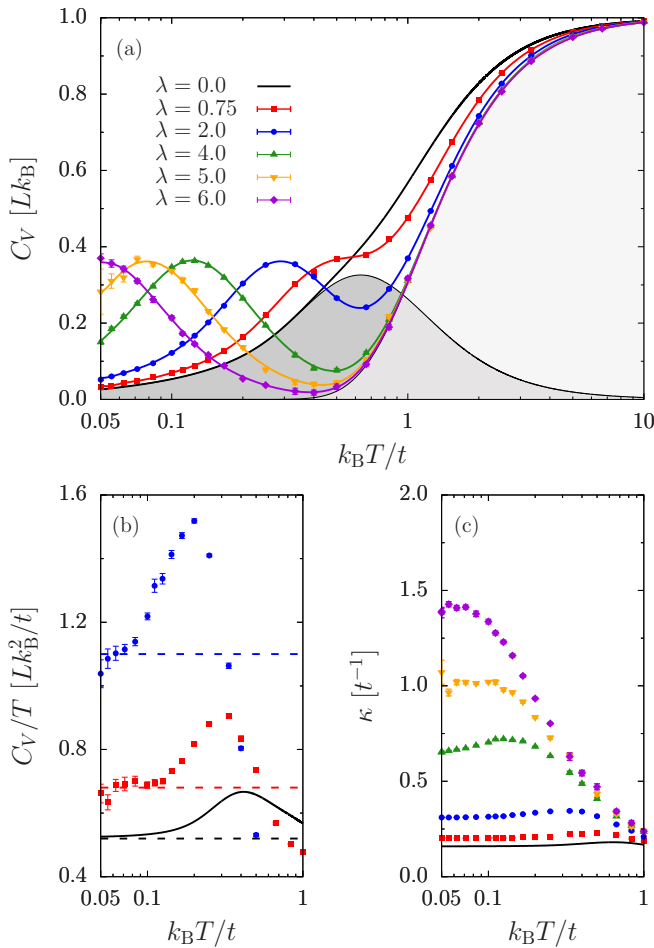


FIG. 3. (a) Specific heat C_V , (b) specific heat over temperature C_V/T , and (c) compressibility κ in the antiadiabatic regime ($\omega_0/t = 4$, $L = 162$). Data points correspond to direct estimates, whereas straight lines in (a) are from fits to the total energy using the maximum entropy method. The shaded areas in (a) indicate the free-electron and free-phonon contributions to C_V . The dashed lines in (b) correspond to fits to the total energy of the form $E(T) = E_0 + \frac{1}{2}aT^2$ in the interval $T \in [0.05, 0.1]$.

Fig. 3(b)]. The reduction of u can also be inferred from the compressibility shown in Fig. 3(c) whose low-temperature limit is given by [73]

$$\kappa = \frac{K}{u\pi}. \quad (10)$$

Equation (10) additionally includes the Luttinger parameter K that also decreases with increasing λ . Comparing Fig. 3(c) with Fig. 3(a) reveals that the TLL regime with a constant κ emerges below the coherence scale defined by the low-temperature peak in C_V . The observed decrease in u with increasing λ (reflecting the enhanced polaron mass) is in contrast to the t - V model. The latter also has a critical point separating a TLL from a CDW insulator, but u increases with increasing V in the metallic phase [73] as recently also observed directly from thermodynamic properties [41]. The opposite behavior in electron-phonon models, namely, a decrease in u upon increasing the interaction, agrees with previous numerical [17,30] and bosonization results [45].

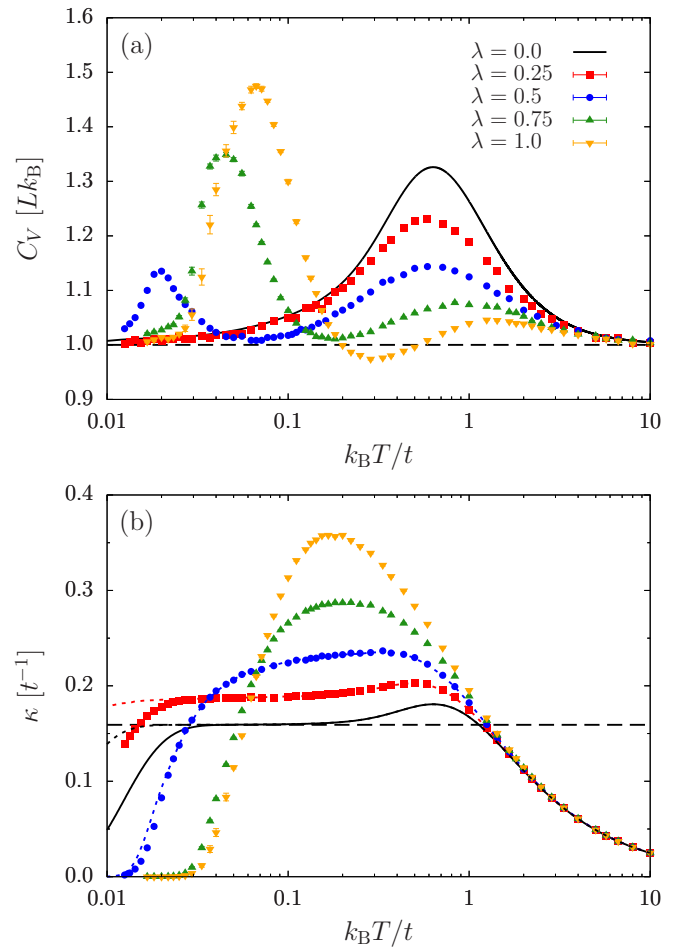


FIG. 4. (a) Specific heat C_V and (b) compressibility κ at $\omega_0 = 0$. The dashed lines indicate the free-phonon contribution to C_V and the $T = 0$ limit of κ at $\lambda = 0$. Results were obtained using the Monte Carlo method of Ref. [75] for $L = 162$. To illustrate finite-size effects for κ , we also show results for $L = 322$ (short-dashed lines).

B. Formation of CDW order in the adiabatic limit

The previous section revealed the principal features of C_V and κ in the metallic phase. To understand the impact of quantum lattice fluctuations on the thermodynamic properties of Peierls insulators, we start from the adiabatic limit $\omega_0 = 0$ where they are entirely absent. Then, the ground state is a Peierls insulator for any $\lambda > 0$ and exactly described by mean-field theory [1,2]. The formation of a $2k_F$ CDW is accompanied by the opening of a single-particle gap and the formation of shadow bands due to the doubling of the unit cell [39,74].

Thermal fluctuations in Peierls chains have been studied very generically in fluctuating gap models [37,38] and recently by simulations of the classical Holstein model [39]. The latter approach permits the exact calculation of spectral properties without the need for numerical analytic continuation [75] and was also applied in higher dimensions [76]. At $T > 0$, the mean-field gap is filled in by polaron excitations bound to thermally generated domain walls [39]. The temperature scale where the gap disappears matches the position of a low-temperature peak in the specific heat [39]. According to Eq. (9), the low-temperature electronic

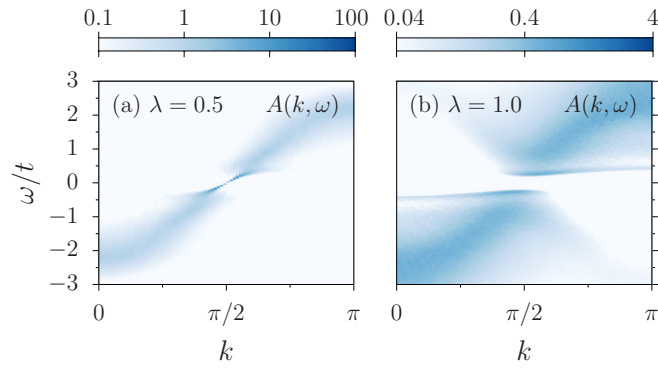


FIG. 5. Electron spectral function $A(k, \omega)$ in (a) the metallic phase and (b) the Peierls phase. Closeups of the same results are presented in Figs. 6(b) and 6(d), respectively. Here, $\omega_0/t = 0.4$, $L = 162$, and $\beta t = 2L$.

contribution to C_V scales directly with the density of states at E_F . Figure 4(a) shows C_V for different electron-phonon couplings λ . Although for $\lambda = 0.25$ the peak related to the Peierls gap still lies outside the temperature range shown, it shifts to higher temperatures and grows with increasing λ , in accordance with the exponential opening of the gap. In contrast to the discontinuous feature predicted by mean-field theory, the peak in C_V is smeared out by thermal fluctuations and appears at an energy scale much lower than the mean-field critical temperature [38]. At higher temperatures, C_V again exhibits a peak related to the temperature scale where coherent band motion and Fermi statistics become relevant. With increasing λ , this peak is strongly suppressed. Whereas the Dulong-Petit law is obeyed at high temperatures, the classical phonons produce the same constant also at $T = 0$, leading to the well-known violation of the third law of thermodynamics.

The formation of a pseudogap at low temperatures can also be inferred from the compressibility. Figure 4(b) reveals that κ is suppressed at a temperature scale that matches the peak position in C_V . The sharp drop-off below $T \lesssim 0.02t$ visible in Fig. 4(b) for $\lambda = 0$ and $\lambda = 0.25$ is related to a finite-size gap, as illustrated by the results for $L = 322$ (short-dashed lines). If the Peierls gap is sufficiently small, κ exhibits the constant behavior characteristic of the TLL phase at intermediate temperatures. Apart from that, electron-phonon coupling enhances charge fluctuations at intermediate temperatures.

C. Peierls transition in the adiabatic regime

Having established the thermodynamic signatures of the metallic and the insulating phase, we now consider the Peierls transition between these phases in the adiabatic quantum-phonon regime $0 < \omega_0 < t$. We will see that the evolution of the low-temperature specific heat across the transition is rather intricate due to the impact of the electron and phonon dynamics. Therefore, we first review the corresponding single-particle spectral functions; a more detailed discussion can be found in Refs. [25,65]. Specifically, Figs. 5 and 6 show electron and phonon spectral functions for $\omega_0/t = 0.4$ and different λ 's. The critical coupling for the Peierls transition is $\lambda_c = 0.68(1)$ [46]. These results were obtained for $L = 162$ and $\beta t = 2L$, significantly larger than in previous works.

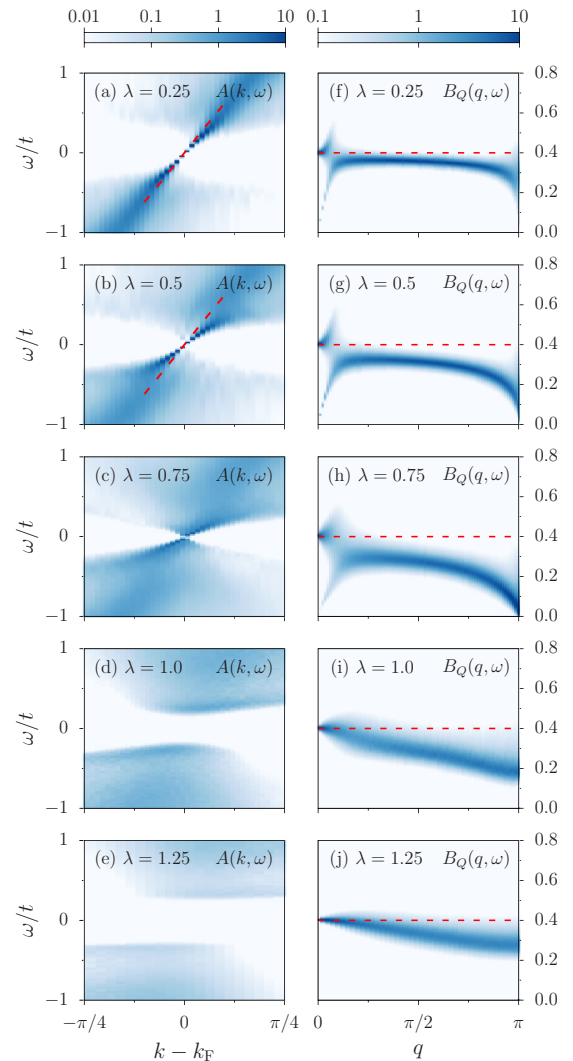


FIG. 6. (a)–(e) Electron spectral function $A(k, \omega)$ and (f)–(j) phonon spectral function $B_Q(q, \omega)$ for $\omega_0/t = 0.4$, $\beta t = 2L$, and $L = 162$ (82) for $\lambda \leq 1.0$ ($\lambda = 1.25$). The dashed lines indicate the corresponding free dispersions.

The electronic spectral function over the relevant energy range set by the free bandwidth is shown in Fig. 5; Figs. 6(a)–6(e) focus on the low-energy region around E_F . In the TLL phase, the main effect of the electron-phonon interaction is a renormalization of $A(k, \omega)$ inside the coherent interval $[-\omega_0, \omega_0]$. Although this effect is still small at $\lambda = 0.25$ [Fig. 6(a)], the charge velocity is significantly reduced at $\lambda = 0.5$ and a low-energy polaron band starts to split from the incoherent high-energy excitations [Fig. 5(a)]. The evolution of $A(k, \omega)$ in the metallic phase can be understood in the framework of the bosonization in terms of a hybridization of charge and phonon modes [51]. At λ_c , a gap opens in the polaron band which is still small at $\lambda = 0.75$ [Fig. 6(c)] but well developed at $\lambda = 1.0$ [Fig. 6(d)]. Finally, at $\lambda = 1.25$, the low-energy polaron excitations have almost vanished. The high-energy features of the spectrum are dominated by mean-field-like bands, which become more incoherent with increasing λ . At the Peierls transition, these bands split from

the polaron band and exhibit the shadow bands characteristic for the ordered phase [Fig. 5(b)].

The corresponding phonon spectral functions are shown in Figs. 6(f)–6(j). In the adiabatic regime considered, the Peierls transition is a soft-mode transition. Even at small λ , $B_Q(q, \omega)$ is significantly renormalized near $q = \pi$ before becoming completely soft at λ_c [Fig. 6(h)]. In the Peierls phase, $B_Q(q, \omega)$ hardens again and has almost returned to the original constant dispersion for $\lambda = 1.25$. The existence of long-range order is again reflected in a central peak at $q = \pi$. As pointed out before, $B_Q(q, \omega)$ also contains spectral information about the particle-hole continuum. Although the high-energy part of $B_Q(q, \omega)$ has very low spectral weight, there is a clear feature at small q related to the hybridization of the free-phonon dispersion and the particle-hole continuum that is smeared out with increasing λ and disappears in the Peierls phase. Similarly, the phonon softening near $q = \pi$ can also be regarded as a hybridization effect: Because of the presence of the particle-hole continuum, $B_Q(q, \omega)$ must include gapless excitations at $q = \pi$ throughout the metallic phase. Similar results for $B_Q(q, \omega)$ were previously obtained from analytic approaches [52] and from QMC simulations of spin-phonon models [77,78].

Figure 7 shows the evolution of C_V and κ from weak to strong coupling at $\omega_0/t = 0.4$. The specific heat in Fig. 7(a) exhibits a high-temperature electronic peak at $k_B T = O(t)$ that is suppressed by the electron-phonon interaction, similar to $\omega_0 = 0$. However, quantum lattice fluctuations lead to a very different behavior at $k_B T \lesssim \omega_0$. Most notably, $C_V \rightarrow 0$ for $T \rightarrow 0$ as expected from the third law of thermodynamics.

To better contrast the low-temperature features of the metallic and insulating phases, we compare C_V/T in Fig. 7(b) to κ in Fig. 7(c). In contrast to the antiadiabatic regime, the low-energy phonon mode makes a substantial contribution to C_V that only vanishes at the lowest temperatures considered. For $\lambda = 0$, we can still identify the constant contribution to C_V/T expected from Eq. (9) (dashed line, $u = v_F$) at low temperatures, although finite-size effects eventually become visible as $T \rightarrow 0$. For $\lambda > 0$, the phonon softening around $q = \pi$ enhances C_V at low T and thereby complicates the analysis of the TLL behavior. From the maximum entropy fits to the total energy (solid lines), we deduce a reduction of the charge velocity with increasing λ in accordance with Figs. 6(a) and 6(b). However, we cannot unambiguously determine u from the QMC data because C_V/T does not yet reach a plateau for the present temperatures and system size. By contrast, the compressibility in Fig. 7(c) does exhibit the expected constant behavior over a broad temperature range before finite-size effects set in. Even the small Peierls gap at $\lambda = 0.75$ leads to a significant decrease of κ at $k_B T/t < 0.1$, whereas it does not leave any signature in C_V/T . Deep in the Peierls phase, for $\lambda = 1.0$ and $\lambda = 1.25$, $C_V/T, \kappa \rightarrow 0$ for $T \rightarrow 0$ as expected for a gapped system.

A comparison between Fig. 7(c) and Fig. 4(b) reveals that the temperature dependence of κ in the Peierls phase is very similar to the classical case. For a direct comparison at $\lambda = 1.25$, the inset of Fig. 7(a) shows ΔC_V , corresponding to C_V minus the temperature-dependent free-phonon contribution. Subtracting the free-phonon part appears justified since the phonon dispersion in Fig. 6(j) exhibits only minor

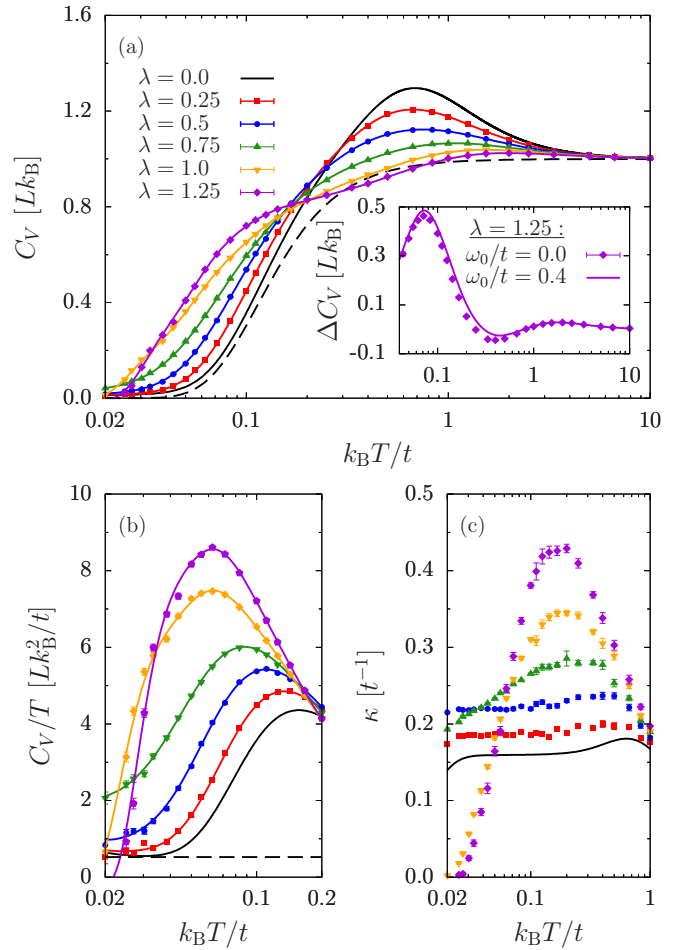


FIG. 7. (a) Specific heat C_V , (b) specific heat over temperature C_V/T , and (c) compressibility κ in the adiabatic regime ($\omega_0/t = 0.4$, $L = 162$). Data points correspond to direct estimates, whereas straight lines in (a) are from fits to the total energy using the maximum entropy method. The dashed line in (a) corresponds to the free-phonon contribution, whereas the dashed line in (b) indicates the TLL result for $\lambda = 0$. The inset in (a) shows C_V for $\lambda = 1.25$ minus the free-phonon contribution and compared to $\omega_0 = 0$.

renormalization effects compared to the noninteracting case. The comparison reveals good agreement between ΔC_V for $\omega_0/t = 0.4$ and the adiabatic results with minor differences only at intermediate temperatures. This suggests that deep in the Peierls phase the adiabatic approximation is valid and the opening of a pseudogap occurs at the same temperature scale as for $\omega_0 = 0$. The same holds for the electronic spectral function in Fig. 6(e) which qualitatively resembles the mean-field band structure. However, the gaps in Figs. 5(b) and 6(e) are smaller than Δ_{MF} (not shown).

D. Crossover from low to high phonon frequencies

The present method permits us to investigate the impact of quantum lattice fluctuations by calculating C_V over the entire range of phonon frequencies from the adiabatic to the antiadiabatic limit at $\lambda = 0.75$.

In principle, the classical approximation is expected to be accurate for $k_B T \gg \omega_0$. Our results provide a quantitative

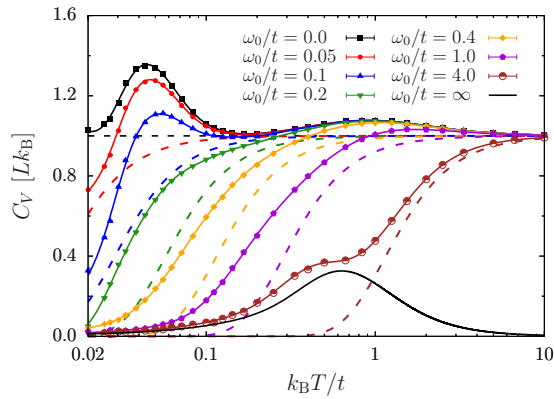


FIG. 8. Specific heat C_V for different ω_0 's at $\lambda = 0.75$ and $L = 162$. The dashed lines indicate the free-phonon contributions.

estimate of the temperature beyond which quantum-phonon effects become negligibly small. Remarkably, the corresponding temperature is on the order of only $2\text{--}3\omega_0$ for the parameters of Fig. 8. A comparison between $\omega_0 = 0$ and $\omega_0/t = 0.4$ at stronger coupling was discussed before and is shown in the inset of Fig. 7(a).

At lower temperatures, a significant dependence on ω_0 is visible. For $\omega_0/t \lesssim 0.2$, we can approximate the phonon contribution by the noninteracting result (dashed lines), which drops to zero at a temperature scale that increases with increasing ω_0 . The low-temperature peak associated with pseudogap formation remains almost unchanged for $\omega_0/t \leq 0.1$. It can be identified even at $\omega_0/t = 0.2$ after subtracting the free-phonon part (not shown). This suggests that the coherence temperature below which the 1D Peierls physics emerges remains almost unchanged for $\omega_0 \ll \Delta_{\text{MF}}$. With increasing ω_0 , the formation of lattice defects in the dimerization pattern is accompanied by the creation of low-lying polaron states in $A(k, \omega)$ and a renormalization of the phonon dispersion in $B_Q(q, \omega)$ near $q = \pi$ (see Fig. 6). Eventually, both excitations become gapless at the critical value $\omega_{0,c}/t \gtrsim 0.4$ for the Peierls transition and leave a dominant low-temperature tail in C_V . For $\omega_0 \gg \Delta_{\text{MF}}$ we recover separate electron and phonon contributions, and C_V approaches the result for noninteracting electrons as $\omega_0 \rightarrow \infty$.

V. CONCLUSIONS & OUTLOOK

We studied the thermodynamic properties of Peierls chains using the 1D spinless Holstein model at half-filling. By means of a recently developed, highly efficient QMC method [46], we obtained accurate results for the specific heat over the entire range of model parameters. These results were complemented by calculations of the compressibility as well as electron and phonon spectral functions. Crucially, all quantum and thermal fluctuations are exactly accounted for as is the fundamentally different nature of the Peierls transition at low and high phonon frequencies. At the technical level, our results demonstrate the feasibility of using an exact estimator to measure the specific heat by QMC methods.

For classical phonons, the ground state is a Peierls insulator for any coupling. The specific heat exhibits a peak in the temperature range where CDW correlations are suppressed and

the Peierls gap is filled in. A second peak at higher temperatures is associated with the onset of coherence in the electronic spectrum. Deep in the Peierls phase, the effects of quantum lattice fluctuations are overall small and mostly restricted to the phonon contribution to C_V ; our exact results provide a quantitative assessment of the validity of the adiabatic approximation. On approaching the Peierls transition in the adiabatic regime, polaron excitations appear in the electronic spectrum and become gapless at the critical point. Moreover, the phonon mode softens at the transition. Both types of low-energy excitations have a significant effect on C_V at low temperatures. By contrast, in the antiadiabatic regime, phonon softening is absent, and electrons are strongly renormalized by polaronic effects even in the metallic Luttinger liquid phase. This is evident in the linear electronic contribution to C_V which is proportional to the charge velocity. The renormalization of the latter was found to be particularly strong in the antiadiabatic regime, causing a shift of the electronic contribution to C_V and hence the coherence scale to lower temperatures. It is also opposite to the enhancement observed in the t - V model for the charge-density-wave transition [41].

The 1D spinless Holstein model captures the signatures of Luttinger liquid and Peierls insulating ground states in the thermodynamic properties, including the significant renormalization of electron and phonon excitations across the Peierls quantum phase transition. At the same time, it excludes long-range order and hence a phase transition at finite temperatures. Our results provide the starting point for future work on coupled chains, although such models will be significantly harder to simulate. Other interesting aspects in the context of 1D Peierls systems include the influence of the generic spin gap of the Luther-Emery phase and the interplay between electron-phonon and electron-electron interactions.

Data files for the results presented here are available in the Supplemental Material [80].

ACKNOWLEDGMENTS

Work at the University of Würzburg was supported by the German Research Foundation (DFG) through SFB 1170 ToCoTronics and FOR 1807. Work at Georgetown University was supported by the U.S. Department of Energy (DOE), Office of Science, Basic Energy Sciences (BES) under Award No. DE-FG02-08ER46542. The authors gratefully acknowledge the computing time granted by the John von Neumann Institute for Computing (NIC) and provided on the supercomputer JURECA [79] at the Jülich Supercomputing Centre.

APPENDIX: DIRECT MONTE CARLO ESTIMATOR FOR THE SPECIFIC HEAT OF THE HOLSTEIN MODEL

The SSE representation was originally formulated for instantaneous interactions in which case it corresponds to a series expansion of the partition function in the total Hamiltonian. Therefore, the specific heat has the particularly simple estimator $C_V = \langle n^2 \rangle - \langle n \rangle^2 - \langle n \rangle$, corresponding to the fluctuations of the expansion order. To efficiently simulate fermion-boson models, we integrate over the bosonic fields and expand in terms of retarded interactions. As a result,

we lose direct access to the bosonic fields and hence the Hamiltonian and can no longer use the above estimator for C_V . We have shown in Ref. [47] that the bosonic fields can be recovered from sum rules over fermionic correlation functions using generating functionals. Moreover, the total energy can be calculated efficiently from the distribution of vertices using the properties of the perturbation expansion [61]. In the following, we show that even the second moment of the Hamiltonian can be calculated in $O(n)$ operations from the distribution of vertices. To set the notation, we begin with a brief discussion of the interaction vertex of the Holstein model. For completeness, we first outline the estimator for the total energy before turning to the estimator for the second moment of the Hamiltonian.

1. Interaction vertex of the Holstein model

The directed-loop algorithm for retarded interactions is based on the generic formulation of the perturbation expansion in the path-integral representation discussed in Ref. [47]. The Monte Carlo sampling is over configurations $C = \{n, C_n, |\alpha\rangle\}$ defined by the expansion order n , the ordered vertex list $C_n = \{v_1, \dots, v_n\}$, and state $|\alpha\rangle$ in the local occupation number basis. In Ref. [46], we defined the interaction vertex for the spinless Holstein model. In the following, we extend it to the spinful case where each subvertex $j \in \{1, 2\}$ now has local variables $\{a_j, b, \sigma_j, \tau_j\}$ labeling its operator type, bond, spin, and imaginary time. The interaction vertex becomes

$$S_1 = - \iint_0^\beta d\tau_1 d\tau_2 P_+(\tau_1 - \tau_2) \sum_{\substack{a_1, a_2, b, \\ \sigma_1, \sigma_2}} h_{a_1 a_2, b}^{\sigma_1 \sigma_2}(\tau_1, \tau_2). \quad (\text{A1})$$

Here and in the following, we use the (anti-)symmetrized phonon propagators $P_\pm(\tau) = \frac{1}{2}[P(\tau) \pm P(\beta - \tau)]$ with $P(\tau) = \omega_0 \exp(-\omega_0 \tau) / [1 - \exp(-\omega_0 \beta)]$. The off-diagonal hopping vertices are given by

$$\begin{aligned} h_{10, b}^{\sigma_1 \sigma_2}(\tau_1, \tau_2) &= \frac{t}{2N_\sigma} B_{b, \sigma_1}(\tau_1) \mathbb{1}_{b, \sigma_2}(\tau_2), \\ h_{01, b}^{\sigma_1 \sigma_2}(\tau_1, \tau_2) &= \frac{t}{2N_\sigma} \mathbb{1}_{b, \sigma_1}(\tau_1) B_{b, \sigma_2}(\tau_2), \end{aligned} \quad (\text{A2})$$

whereas the diagonal interaction vertices read

$$\begin{aligned} h_{22, b}^{\sigma_1 \sigma_2}(\tau_1, \tau_2) &= \lambda t [C + \rho_{i(b), \sigma_1}(\tau_1) \rho_{i(b), \sigma_2}(\tau_2) \\ &\quad + \rho_{j(b), \sigma_1}(\tau_1) \rho_{j(b), \sigma_2}(\tau_2)], \end{aligned} \quad (\text{A3})$$

with $j(b) = i(b) + 1$. We introduced an additional factor N_σ in the hopping terms that counts the number of spin flavors and compensates the sum over the second spin index. For the spinful Holstein model, we have $N_\sigma = 2$, whereas the spinless case is recovered by choosing $N_\sigma = 1$ and dropping the spin indices. The constant shift C in Eq. (A3) ensures positive Monte Carlo weights. Although we only consider the half-filled Holstein model, a chemical potential can be easily included in the diagonal term. In the following, we partition the total expansion order $n = n_1 + n_2$ into the number of off-diagonal vertices $n_1 = n_{10} + n_{01}$ and the number of diagonal vertices $n_2 = n_{22}$.

2. Total energy

For completeness, we review the estimator for the total energy derived in Ref. [47]. The Hamiltonian of the Holstein model $\hat{H} = \sum_x \hat{H}_x$ is split into three contributions labeled by the indices $x \in \{\text{el}, \text{ph}, \text{ep}\}$. The first element corresponds to the kinetic energy of the electrons, the second corresponds to the purely bosonic part (including a shift of $\omega_0/2$ per site), and the third corresponds to the electron-phonon interaction—see Eq. (1) for exact definitions. For each Monte Carlo configuration, we define the contributions to the total energy by

$$E_x(C_n) = \frac{1}{\beta} \int_0^\beta d\tau \langle H_x(\tau) \rangle_{C_n}. \quad (\text{A4})$$

Translational invariance of all vertices is taken into account by the average over imaginary time. Using the sum rules specified in Ref. [47], each contribution to $E(C_n)$ can be expressed in terms of the interaction vertices (A2) and (A3) to obtain

$$E_{\text{el}}(C_n) = -\frac{n_1}{\beta}, \quad (\text{A5})$$

$$\begin{aligned} E_{\text{ph}}(C_n) &= L P_+(0) - \lambda t C L N_\sigma^2 \\ &\quad + \sum_{k=1}^{n_2} [\bar{P}_+(\tau_k - \tau'_k) - \bar{P}_-(\tau_k - \tau'_k)], \end{aligned} \quad (\text{A6})$$

$$E_{\text{ep}}(C_n) = -\frac{2n_2}{\beta} + 2\lambda t C L N_\sigma^2. \quad (\text{A7})$$

Translational invariance of all vertices is contained in the averaged propagator,

$$\bar{P}_\pm(\tau_k - \tau'_k) = \frac{1}{\beta} \int_0^\beta d\tau \frac{P_\pm(\tau_k + \tau) P_\pm(\tau'_k + \tau)}{P_\pm(\tau_k - \tau'_k)}. \quad (\text{A8})$$

Explicitly, it is given by ($\tau \in [-\beta, \beta]$)

$$\begin{aligned} \bar{P}_\pm(\tau) &= \frac{1}{2\beta} \pm \frac{\omega_0}{4} \frac{\beta - |\tau|}{\beta} \left[\coth(\omega_0 \beta / 2) - \frac{P_-(\tau)}{P_+(\tau)} \right] \\ &\quad \pm \frac{\omega_0}{4} \frac{|\tau|}{\beta} \left[\coth(\omega_0 \beta / 2) + \frac{P_-(\tau)}{P_+(\tau)} \right]. \end{aligned} \quad (\text{A9})$$

3. Second moment of the Hamiltonian

To calculate the second moment of \hat{H} , we write its expectation value in a translationally invariant form, i.e.,

$$\langle \hat{H}^2 \rangle = \frac{1}{\beta^2} \iint_0^\beta d\tau d\tau' \langle H(\tau) H(\tau') \rangle. \quad (\text{A10})$$

Using the time-displaced form of the correlation function ensures that in the end each operator identified with a subvertex of the interaction vertex obtains an individual time label that is integrated over. We again split the total Hamiltonian into fermionic, bosonic, and fermion-boson contributions. To simplify the notation, we define ($x, x' \in \{\text{el}, \text{ph}, \text{ep}\}$)

$$F_{x-x'}(C_n) = \frac{1}{\beta^2} \iint_0^\beta d\tau d\tau' \langle H_x(\tau) H_{x'}(\tau') \rangle_{C_n}. \quad (\text{A11})$$

The estimator for the purely electronic contribution has the same form as usual and is given by

$$F_{\text{el-el}}(C_n) = \frac{n_1(n_1 - 1)}{\beta^2}. \quad (\text{A12})$$

Also the mixing terms between the electronic part of the Hamiltonian and the remaining parts have simple estimators that are given by

$$F_{\text{el-ph}}(C_n) = E_{\text{el}}(C_n)E_{\text{ph}}(C_n), \quad (\text{A13})$$

$$F_{\text{el-ep}}(C_n) = E_{\text{el}}(C_n)E_{\text{ep}}(C_n). \quad (\text{A14})$$

The electronic and the bosonic contributions are recovered from vertices with different operator types and hence do not interfere in the total estimators.

The derivation of estimators is more complicated for correlation functions where each part of the Hamiltonian contains bosonic fields. When we calculate the functional derivatives to obtain sum rules for the bosonic fields, we have to account for additional cross terms that do not appear for the individual energies. For example, the correlation function between the electron-phonon parts of the Hamiltonian becomes

$$\begin{aligned} & \langle H_{\text{ep}}(\tau)H_{\text{ep}}(\tau') \rangle \\ &= 4\lambda t P_+(\tau - \tau') \sum_i \langle \rho_i(\tau)\rho_i(\tau') \rangle \\ &+ (4\lambda t)^2 \iint_0^\beta d\tau_1 d\tau_2 P_+(\tau - \tau_1)P_+(\tau' - \tau_2) \\ &\times \sum_{ij} \langle \rho_i(\tau)\rho_i(\tau_1)\rho_j(\tau')\rho_j(\tau_2) \rangle. \end{aligned} \quad (\text{A15})$$

The first term on the right-hand side is an additional cross term. The corresponding estimator is

$$F_{\text{ep-ep}}(C_n) = E_{\text{ep}}(C_n)^2 - \frac{4n_2}{\beta^2} - \frac{E_{\text{ep}}(C_n)}{\beta}. \quad (\text{A16})$$

Similar considerations yield the estimators,

$$F_{\text{ep-ph}}(C_n) = E_{\text{ep}}(C_n)E_{\text{ph}}(C_n) + \frac{2\lambda t C L N_\sigma^2}{\beta}, \quad (\text{A17})$$

and

$$\begin{aligned} F_{\text{ph-ph}}(C_n) &= E_{\text{ph}}(C_n)^2 + L P_+(0)[\bar{P}_+(0) - \bar{P}_-(0)] \\ &- \sum_{k=1}^{n_2} [\bar{P}_+(\tau_k - \tau'_k) - \bar{P}_-(\tau_k - \tau'_k)]^2 \\ &+ \sum_{k=1}^{n_2} \frac{Z(\tau_k - \tau'_k)}{P_+(\tau_k - \tau'_k)} - \frac{2\lambda t C L N_\sigma^2}{\beta}. \end{aligned} \quad (\text{A18})$$

For the latter, we introduced an additional function,

$$\begin{aligned} Z(\tau) &= \frac{\omega_0^3}{\beta^2} e^{(\beta-\tau)\omega_0} n_B(\omega_0) \\ &\times [\tau^2 + \beta(\beta + 2\tau)n_B(\omega_0) + 2\beta^2 n_B(\omega_0)^2], \end{aligned} \quad (\text{A19})$$

that is defined for $\tau \in [0, \beta)$. To evaluate $Z(\tau)$ for $\tau < 0$, we use $Z(\tau + \beta) = Z(\tau)$. Here, $n_B(\omega) = [\exp(\beta\omega) - 1]^{-1}$.

-
- [1] H. Fröhlich, *Proc. R. Soc. London, Ser. A* **223**, 296 (1954).
 [2] R. E. Peierls, *Quantum Theory of Solids* (Clarendon Press, Oxford, 1955).
 [3] R. Claessen, M. Sing, U. Schwingenschlögl, P. Blaha, M. Dressel, and C. S. Jacobsen, *Phys. Rev. Lett.* **88**, 096402 (2002).
 [4] G. Travaglini, I. Mörke, and P. Wachter, *Solid State Commun.* **45**, 289 (1983).
 [5] E. Pytte, *Phys. Rev. B* **10**, 4637 (1974).
 [6] M. Hase, I. Terasaki, and K. Uchinokura, *Phys. Rev. Lett.* **70**, 3651 (1993).
 [7] R. A. Craven, M. B. Salamon, G. DePasquali, R. M. Herman, G. Stucky, and A. Schultz, *Phys. Rev. Lett.* **32**, 769 (1974).
 [8] T. Wei, A. J. Heeger, M. B. Salamon, and G. E. Delker, *Solid State Commun.* **21**, 595 (1977).
 [9] K. Biljakovic, J. C. Lasjaunias, F. Zougmore, P. Monceau, F. Levy, L. Bernard, and R. Currat, *Phys. Rev. Lett.* **57**, 1907 (1986).
 [10] X. Liu, J. Wosnitza, H. von Löhneysen, and R. K. Kremer, *Phys. Rev. Lett.* **75**, 771 (1995).
 [11] D. K. Powell, J. W. Brill, Z. Zeng, and M. Greenblatt, *Phys. Rev. B* **58**, R2937 (1998).
 [12] R. S. Kwok, G. Gruner, and S. E. Brown, *Phys. Rev. Lett.* **65**, 365 (1990).
 [13] J.-P. Pouget, *C. R. Phys.* **17**, 332 (2016).
 [14] A. J. Heeger, S. Kivelson, J. R. Schrieffer, and W. P. Su, *Rev. Mod. Phys.* **60**, 781 (1988).
 [15] M. Braden, G. Wilkendorf, J. Lorenzana, M. Aïn, G. J. McIntyre, M. Behruzi, G. Heger, G. Dhalenne, and A. Revcolevschi, *Phys. Rev. B* **54**, 1105 (1996).
 [16] C. G. Kuiper, *Proc. R. Soc. London, Ser. A* **227**, 214 (1955).
 [17] A. Weiße and H. Fehske, *Phys. Rev. B* **58**, 13526 (1998).
 [18] G. Wellein, H. Fehske, and A. P. Kampf, *Phys. Rev. Lett.* **81**, 3956 (1998).
 [19] M. Hohenadler, G. Wellein, A. R. Bishop, A. Alvermann, and H. Fehske, *Phys. Rev. B* **73**, 245120 (2006).
 [20] E. Fradkin and J. E. Hirsch, *Phys. Rev. B* **27**, 1680 (1983).
 [21] J. E. Hirsch and E. Fradkin, *Phys. Rev. B* **27**, 4302 (1983).
 [22] R. H. McKenzie, C. J. Hamer, and D. W. Murray, *Phys. Rev. B* **53**, 9676 (1996).
 [23] R. W. Kühne and U. Löw, *Phys. Rev. B* **60**, 12125 (1999).
 [24] A. W. Sandvik and D. K. Campbell, *Phys. Rev. Lett.* **83**, 195 (1999).
 [25] M. Hohenadler, H. Fehske, and F. F. Assaad, *Phys. Rev. B* **83**, 115105 (2011).
 [26] E. Jeckelmann, C. Zhang, and S. R. White, *Phys. Rev. B* **60**, 7950 (1999).
 [27] W. Barford and R. J. Bursill, *Phys. Rev. Lett.* **95**, 137207 (2005).

- [28] G. Hager, A. Weiße, G. Wellein, E. Jeckelmann, and H. Fehske, *J. Magn. Magn. Mater.* **310**, 1380 (2007).
- [29] S. Ejima and H. Fehske, *Europhys. Lett.* **87**, 27001 (2009).
- [30] R. J. Bursill, R. H. McKenzie, and C. J. Hamer, *Phys. Rev. Lett.* **80**, 5607 (1998).
- [31] L. G. Caron and C. Bourbonnais, *Phys. Rev. B* **29**, 4230 (1984).
- [32] S. Trebst, N. Elstner, and H. Monien, *Europhys. Lett.* **56**, 268 (2001).
- [33] S. Sykora, A. Hübsch, K. W. Becker, G. Wellein, and H. Fehske, *Phys. Rev. B* **71**, 045112 (2005).
- [34] A. Bühler, G. S. Uhrig, and J. Oitmaa, *Phys. Rev. B* **70**, 214429 (2004).
- [35] H. Bakrim and C. Bourbonnais, *Phys. Rev. B* **91**, 085114 (2015).
- [36] M. Hohenadler, G. Hager, G. Wellein, and H. Fehske, *J. Phys.: Condens. Matter* **19**, 255202 (2007).
- [37] D. J. Scalapino, M. Sears, and R. A. Ferrell, *Phys. Rev. B* **6**, 3409 (1972).
- [38] P. A. Lee, T. M. Rice, and P. W. Anderson, *Phys. Rev. Lett.* **31**, 462 (1973).
- [39] M. Weber, F. F. Assaad, and M. Hohenadler, *Phys. Rev. B* **94**, 155150 (2016).
- [40] A. E. Feiguin and G. A. Fiete, *Phys. Rev. B* **81**, 075108 (2010).
- [41] C. Karrasch and J. E. Moore, *Phys. Rev. B* **86**, 155156 (2012).
- [42] M. Hohenadler and T. C. Lang, in *Computational Many-Particle Physics*, edited by H. Fehske, R. Schneider, and A. Weiße (Springer, Berlin/Heidelberg, 2008), pp. 357–366.
- [43] R. M. Fye and R. T. Scalettar, *Phys. Rev. B* **36**, 3833 (1987).
- [44] E. Orignac and R. Chitra, *Phys. Rev. B* **70**, 214436 (2004).
- [45] J. Voit and H. J. Schulz, *Phys. Rev. B* **36**, 968 (1987).
- [46] M. Weber, F. F. Assaad, and M. Hohenadler, *Phys. Rev. Lett.* **119**, 097401 (2017).
- [47] M. Weber, F. F. Assaad, and M. Hohenadler, *Phys. Rev. B* **94**, 245138 (2016).
- [48] M. Hohenadler and H. Fehske, *Eur. Phys. J. B* **91**, 204 (2018).
- [49] J. Greitemann, S. Hesselmann, S. Wessel, F. F. Assaad, and M. Hohenadler, *Phys. Rev. B* **92**, 245132 (2015).
- [50] T. Holstein, *Ann. Phys. (NY)* **8**, 325 (1959); **8**, 343 (1959).
- [51] V. Meden, K. Schönhammer, and O. Gunnarsson, *Phys. Rev. B* **50**, 11179 (1994).
- [52] S. Sykora, A. Hübsch, and K. W. Becker, *Europhys. Lett.* **76**, 644 (2006).
- [53] M. Weber, F. F. Assaad, and M. Hohenadler, *Phys. Rev. B* **91**, 245147 (2015).
- [54] M. C. Cross and D. S. Fisher, *Phys. Rev. B* **19**, 402 (1979).
- [55] R. Werner, C. Gros, and M. Braden, *Phys. Rev. B* **59**, 14356 (1999).
- [56] G. T. Zimanyi, S. A. Kivelson, and A. Luther, *Phys. Rev. Lett.* **60**, 2089 (1988).
- [57] R. P. Feynman, *Phys. Rev.* **97**, 660 (1955).
- [58] A. W. Sandvik and J. Kurkijärvi, *Phys. Rev. B* **43**, 5950 (1991).
- [59] O. F. Syljuåsen and A. W. Sandvik, *Phys. Rev. E* **66**, 046701 (2002).
- [60] A. W. Sandvik, *J. Phys. A* **25**, 3667 (1992).
- [61] A. W. Sandvik, R. R. P. Singh, and D. K. Campbell, *Phys. Rev. B* **56**, 14510 (1997).
- [62] C. Huscroft, R. Gass, and M. Jarrell, *Phys. Rev. B* **61**, 9300 (2000).
- [63] M. Jarrell and J. E. Gubernatis, *Phys. Rep.* **269**, 133 (1996).
- [64] A. Dorneich and M. Troyer, *Phys. Rev. E* **64**, 066701 (2001).
- [65] M. Weber, F. F. Assaad, and M. Hohenadler, *Phys. Rev. B* **91**, 235150 (2015).
- [66] A. W. Sandvik, *Phys. Rev. B* **57**, 10287 (1998).
- [67] K. S. D. Beach, [arXiv:cond-mat/0403055](https://arxiv.org/abs/cond-mat/0403055).
- [68] L. P. Kadanoff and G. A. Baym, *Quantum Statistical Mechanics: Green's Function Methods in Equilibrium and Nonequilibrium Problems* (Addison-Wesley, Redwood City, CA, 1989).
- [69] A. Schneider and H. Wierstorf, Gnuplot-colorbrewer: ColorBrewer color schemes for gnuplot (Version 1.0). Zenodo (2014), doi:10.5281/zenodo.10282.
- [70] I. G. Lang and Y. A. Firsov, *Zh. Eksp. Teor. Fiz.* **43**, 1843 (1962) [*Sov. Phys. JETP* **16**, 1301 (1962)].
- [71] J. Loos, M. Hohenadler, and H. Fehske, *J. Phys.: Condens. Matter* **18**, 2453 (2006).
- [72] Z. Li, D. Baillie, C. Blois, and F. Marsiglio, *Phys. Rev. B* **81**, 115114 (2010).
- [73] T. Giamarchi, *Quantum Physics in One Dimension*, International Series of Monographs on Physics (Clarendon Press, Oxford, 2004).
- [74] J. Voit, L. Perfetti, F. Zwick, H. Berger, G. Margaritondo, G. Grüner, H. Höchst, and M. Grioni, *Science* **290**, 501 (2000).
- [75] K. Michielsen and H. de Raedt, *Mod. Phys. Lett. B* **10**, 467 (1996).
- [76] P. B. Sekhar, S. Kumar, and P. Majumdar, *Europhys. Lett.* **68**, 564 (2004).
- [77] F. Michel and H. G. Evertz, [arXiv:0705.0799](https://arxiv.org/abs/0705.0799).
- [78] F. F. Assaad and H. G. Evertz, in *Computational Many-Particle Physics*, edited by H. Fehske, R. Schneider, and A. Weiße (Springer, Berlin/Heidelberg, 2008), pp. 277–356.
- [79] Jülich Supercomputing Centre, *J. Large-Scale Res. Facilities* **2**, A62 (2016).
- [80] See Supplemental Material at <http://link.aps.org/supplemental/10.1103/PhysRevB.98.235117> for the data files for the results presented in this paper.