

Effect of the anisotropy of long-range hopping on localization in three-dimensional lattices

J. T. Cantin, T. Xu, and R. V. Krems

Department of Chemistry, University of British Columbia, Vancouver, British Columbia, Canada V6T 1Z1



(Received 18 December 2017; revised manuscript received 25 May 2018; published 26 July 2018)

It has become widely accepted that particles with long-range hopping do not undergo Anderson localization. However, several recent studies demonstrated localization of particles with long-range hopping. In particular, it was recently shown that the effect of long-range hopping in one-dimensional (1D) lattices can be mitigated by cooperative shielding, which makes the system behave effectively as one with short-range hopping. Here, we show that cooperative shielding, demonstrated previously for 1D lattices, extends to 3D lattices with *isotropic* long-range $r^{-\alpha}$ hopping, but not to 3D cubic lattices with *anisotropic* long-range hopping. The specific anisotropy we consider corresponds to the interaction between dipoles aligned along one of the principal axes of the lattice. We demonstrate the presence of localization in 3D lattices with uniform ($\alpha = 0$) *isotropic* long-range hopping and the absence of localization with uniform *anisotropic* long-range hopping by using the scaling behavior of eigenstate participation ratios. We use the scaling behavior of participation ratios and energy-level statistics to show that the existence of delocalized, extended nonergodic, or localized states in the presence of disorder depends on both the exponents α and the anisotropy of the long-range hopping amplitudes.

DOI: [10.1103/PhysRevB.98.014204](https://doi.org/10.1103/PhysRevB.98.014204)

I. INTRODUCTION

There is increasing interest in disordered lattice models with long-range hopping, defined as hopping with the amplitude $t \propto 1/r^\alpha$, where $\alpha \leq d$ and d is the dimension of the lattice. The particular case of $\alpha = 3$ is exhibited by excitons in molecular crystals with topological disorder [1], organic semiconductors with impurities [2], diluted ensembles of atoms and molecules trapped in optical lattices [3–8], J aggregates [9], photosynthetic complexes [10,11], and ensembles of Rydberg atoms [12–14].

The effect of long-range hopping on Anderson localization was considered already in the original paper of Anderson [15]. Anderson concluded, via a locator expansion, that particles with long-range hopping do not localize [15]. This problem was later revisited by Levitov who examined the resonance behavior of particles with dipolar hopping in three-dimensional (3D) disordered lattices and concluded that they delocalize because the number of resonances diverges with the lattice size [16–18]. The arguments of Levitov have recently been applied to study many-body localization of particles with long-range interactions [19]. It has thus become widely accepted that noninteracting particles with long-range hopping (e.g., $t \propto 1/r$ in 1D lattices or $t \propto 1/r^3$ in 3D lattices) do not undergo Anderson localization.

The generality of this conclusion has, however, been questioned by several recent authors. For example, Deng *et al.* [20] have used exact diagonalization and analysis of the multifractal spectrum to demonstrate algebraic localization for a particle with long-range hopping in a 1D system with off-diagonal disorder. Nandkishore and Sondhi have shown using field-theory techniques that many-body systems with long-range interactions in one and two dimensions can localize and hypothesized that the same is true in three dimensions [21]. Nandkishore and Sondhi even go so far as to question the validity of the locator expansion and resonance arguments for systems with long-range hopping.

Furthermore, Santos *et al.* [22] and Celardo *et al.* [23] have discovered a phenomenon, cooperative shielding, that causes effective short-range behavior in a system with long-range interactions or hopping. Cooperative shielding precludes the resonance arguments used to demonstrate delocalization in the presence of on-site disorder and allows localization to take place. Celardo *et al.* [23] have in particular demonstrated localization in one dimension for particles with long-range hopping. Ossipov has also demonstrated localization of particles with uniform hopping on a d simplex, via a similar mechanism [24].

In an earlier paper, Burin and Maksimov [25] predicted the localization of particles with long-range hopping via a renormalization procedure. The authors suggested that their conclusion was different from that of Levitov [16] because of the different symmetries of the hopping amplitudes considered: Levitov explored the system with *anisotropic* dipolar hopping, while Burin and Maksimov considered *isotropic* long-range hopping. All of the more recent papers demonstrating the localization of particles with long-range hopping mentioned above have considered isotropic hopping. However, the effect of anisotropy of long-range hopping in high-dimensional lattices has not been explicitly examined.

Here, we show that the cooperative shielding demonstrated previously for 1D lattices extends to particles with *isotropic* long-range hopping in 3D cubic lattices. However, this cooperative shielding does not extend to particles in 3D cubic lattices with the *anisotropic* dipolar hopping that corresponds to the dipole-dipole interaction between dipoles aligned along one of the lattice axes. We also provide numerical and analytical evidence for the localization of particles with long-range isotropic hopping in 3D lattices.

The remainder of the article is organized as follows: Following the description of the models, we discuss the phenomenon of cooperative shielding in 3D systems. We analytically diagonalize the Hamiltonian with isotropic hopping $t \propto 1/r^\alpha$ for 3D

cubic lattices for arbitrary α and illustrate that it exhibits the same energy-level structure as that of a 1D system with cooperative shielding. We find this to be the case for both periodic and open boundary conditions. The presence of cooperative shielding suggests the presence of localization. Contrastingly, we find no clear evidence for cooperative shielding at most values of α for anisotropic hopping, for either periodic or open boundary conditions.

We use the scaling behavior of participation ratios to demonstrate the existence of localized states for isotropic hopping when $\alpha = 0$ (i.e., uniform infinite-range hopping), even for weak disorder. We show that the anisotropic hopping case we consider contains only nonergodic extended and delocalized states, even for strong disorder. This provides further evidence that cooperative shielding does not exist for the anisotropic hopping considered here, as cooperative shielding is expected to be strongest when $\alpha = 0$.

We then examine finite α , and show that anisotropic hopping again only supports delocalized and nonergodic extended states for $\alpha = 1$. Interestingly, for anisotropic hopping with $\alpha = 3$ (i.e., dipolar interactions), we observe no delocalized states given sufficient disorder. Whether the states are localized or nonergodic extended is indeterminate, however. The isotropic hopping case supports delocalized states and either nonergodic extended or localized states (or both) for $\alpha = 1$ and 3.

Finally, we use the scaling behavior of energy-level statistics to investigate the physically important case of $\alpha = 3$. Our results indicate the presence of, at least, some localized states near zero energy for isotropic hopping, while the anisotropic case is inconclusive. For $\alpha = 1$ and isotropic hopping, energy-level statistics also indicate the presence of, at least, some localized states near zero energy. To connect with currently attainable experiments, we also examine the phase diagram for both diagonal and binary off-diagonal disorder (as per the quantum percolation model) when $\alpha = 3$. This provides a basic map that can guide experiments with relevant finite systems, such as polar molecules on an optical lattice [7].

II. MODELS

We consider a single particle in a disordered and diluted cubic lattice with N sites per dimension, with the hopping amplitude $\propto 1/r^\alpha$, where α sets the hopping range. The angular dependence of the hopping amplitude is described below. The Hamiltonian we consider has the following general structure:

$$\hat{H} = \sum_i \omega_i \hat{c}_i^\dagger \hat{c}_i + \sum_i \sum_{j \neq i} t_{ij} \hat{c}_i^\dagger \hat{c}_j, \quad (1)$$

where the operator \hat{c}_i removes the particle from site i , ω_i is the energy of the particle in site i , and t_{ij} is the amplitude for particle tunneling from site j to site i . We introduce disorder by randomizing both the values of ω_i and t_{ij} , which makes Eq. (1) relevant for both disordered lattices and amorphous systems.

We randomize the values $\omega_i \in [-\omega/2, \omega/2]$ by drawing them from a uniform distribution. We define the disorder strength as

$$W \equiv \frac{\omega}{t_{\max}}, \quad (2)$$

where $t_{\max} \equiv \max |t_{ij}|$, in order to allow a direct comparison between the isotropic and anisotropic models defined below by normalizing the disorder amplitude to the largest hopping amplitude present.

We randomize the values t_{ij} as in the site percolation model. To do this, we define $t_{ij} = d_{ij} \tau_{ij}$, where d_{ij} is the dilution parameter, and divide the lattice sites into two subsets P and Q , with pN^3 sites in the P subset and $(1-p)N^3$ in the Q subset. For a given value p , the lattice sites are assigned to the subsets at random. The dilution parameter is then defined as

$$d_{ij} = \begin{cases} 1, & i \in P \text{ and } j \in P \\ 0, & i \in Q \text{ and/or } j \in Q \end{cases} \quad (3)$$

With t_{ij} and d_{ij} thus defined, the Hamiltonian (1) describes a generic particle in a disordered, diluted lattice with pN^3 sites. The angular dependence of the hopping amplitude is determined by the magnitudes of τ_{ij} . We consider two types of models for τ_{ij} .

A. Isotropic hopping

For the case of isotropic hopping, we define

$$\tau_{ij}^I = \frac{\gamma}{|\mathbf{r}_{ij}|^\alpha}, \quad (4)$$

where $\mathbf{r}_{ij} = \mathbf{r}_i - \mathbf{r}_j$ is the distance between sites i and j in the 3D lattice. With $\alpha > 3$ the hopping is short range, with $\alpha \leq 3$, long range. The value of γ is chosen such that $\tau_{ij}^I \equiv \tilde{\tau} = 1$ for nearest-neighbor (NN) sites. Thus, t_{\max} is 1 for isotropic hopping.

B. Anisotropic hopping

We choose the tensorial form of the anisotropic hopping to be the same as the dipole-dipole interaction between polar molecules subjected to an electric field along the z direction; see, for example, Ref. [26]:

$$\tau_{ij}^A = \frac{\gamma(1 - 3 \cos^2 \theta_{ij})}{|\mathbf{r}_{ij}|^\alpha}, \quad (5)$$

where θ_{ij} is the angle between \mathbf{r}_{ij} and the z axis. We choose γ as defined above, which makes $\tau_{ij}^A = 1$ for NN sites in the x - y plane and $\tau_{ij}^A = -2$ for NN sites along the z axis. Thus, $t_{\max} = 2$ for the anisotropic hopping considered here.

Note that, for the remainder of this paper, the term *anisotropic* refers specifically to the form in Eq. (5), where θ_{ij} is the angle between \mathbf{r}_{ij} and the z axis, with the z axis chosen to lie along one of the principal axes of the cubic lattice. Changing the alignment of the dipoles to be along another direction (i.e., changing the direction of the electric field) may result in different localization behavior. Furthermore, many other forms of anisotropy are possible (i.e., quadrupolarlike, octopolarlike, etc.), but are beyond the scope of this paper.

In this paper, the system parameters of interest are p , W , N , α , and whether the hopping is iso- or anisotropic. For all of the numerical results, we perform exact diagonalization to obtain *all* of the eigenvalues and eigenstates of the dense Hamiltonian matrix. These eigenvalues and eigenstates are needed to perform the energy-level statistics without any approximations and to examine the participation ratios across

the entire spectrum. This restricts the size of the system to be smaller than what can be achieved with state-of-the-art Jacobi-Davidson algorithms, which only obtain a small subset of the total number of eigenvalues and eigenstates [27,28]. However, we are still able to observe scaling behavior for some properties.

III. COOPERATIVE SHIELDING IN THREE DIMENSIONS

Recent work has shown the presence of cooperative shielding in 1D single- and many-body systems with long-range hopping or interactions [22,23]. Cooperative shielding allows the dynamics of a Hamiltonian with long-range features to be described by an effective short-range Hamiltonian for a finite time, i.e., the dynamics are effectively “shielded” from the long-range components for a finite time.

This phenomenon occurs because of the formation of short- and long-range subspaces in the Hilbert space, in turn caused by the long-range terms in the Hamiltonian. In many instances, the short-range subspaces have many more states than, and are separated by an energy gap from, the long-range subspace. When this gap increases with the system size, it increases the “shielding” time and makes the shielding cooperative. In the infinite size limit, the dynamics of a wave function initially in the short-range subspace are then completely governed by the effective short-range Hamiltonian. Cooperative shielding allows for the localization of particles with long-range hopping [23] and provides an explanation as to why localization is observed in various systems with long-range hopping or interactions [20,21,25].

Here, we show that the energy-level structure and gap behavior conducive to cooperative shielding in one dimension are also present in 3D cubic lattices, if the long-range hopping is *isotropic*. If the hopping is of the *anisotropic* form (5), the energy-level structure becomes different and does not exhibit well-separated Hilbert subspaces, precluding the cooperative shielding described in [23].

A. Isotropic hopping

To illustrate cooperative shielding in three dimensions, we first diagonalize analytically the Hamiltonian for an ideal lattice with hopping of arbitrary range. The model with the isotropic hopping (4) can be written, in the absence of disorder and with periodic boundary conditions, as

$$\hat{H}_\alpha^I = \sum_{i,j,h,l,m,n=-(N-1)/2}^{N-1} \frac{\zeta}{r^\alpha} (1 - \delta_{il}\delta_{jm}\delta_{hn}) \hat{c}_{lmn}^\dagger \hat{c}_{ijh}, \quad (6)$$

$$\begin{aligned} E_{k_1,k_2,k_3}^I(\alpha) &= \langle k_1 k_2 k_3 | \hat{H}_\alpha^I | k_1 k_2 k_3 \rangle \\ &= 2\zeta \sum_{l=1}^{N-1} \left(1 - \frac{l}{N}\right) \frac{\cos\left(\frac{2\pi k_1 l}{N}\right) + \cos\left(\frac{2\pi k_2 l}{N}\right) + \cos\left(\frac{2\pi k_3 l}{N}\right)}{l^\alpha} \\ &+ 4\zeta \sum_{l=1}^{N-1} \sum_{m=1}^{N-1} \left(1 - \frac{l}{N}\right) \left(1 - \frac{m}{N}\right) \frac{\cos\left(\frac{2\pi k_1 l}{N}\right) \cos\left(\frac{2\pi k_2 m}{N}\right) + \cos\left(\frac{2\pi k_2 l}{N}\right) \cos\left(\frac{2\pi k_3 m}{N}\right) + \cos\left(\frac{2\pi k_3 l}{N}\right) \cos\left(\frac{2\pi k_1 m}{N}\right)}{(l^2 + m^2)^{\alpha/2}} \\ &+ 8\zeta \sum_{l=1}^{N-1} \sum_{m=1}^{N-1} \sum_{n=1}^{N-1} \left(1 - \frac{l}{N}\right) \left(1 - \frac{m}{N}\right) \left(1 - \frac{n}{N}\right) \frac{\cos\left(\frac{2\pi k_1 l}{N}\right) \cos\left(\frac{2\pi k_2 m}{N}\right) \cos\left(\frac{2\pi k_3 n}{N}\right)}{(l^2 + m^2 + n^2)^{\alpha/2}}, \end{aligned} \quad (8)$$

where $\zeta > 0$ is the hopping parameter, the lattice side length N is assumed odd for simplicity, \hat{c}_{ijh} is the annihilation operator on site (i, j, h) , $r = \sqrt{(l-i)^2 + (m-j)^2 + (n-h)^2}$ is the unitless distance between sites, and the term $\frac{(1-\delta_{il}\delta_{jm}\delta_{hn})}{r^\alpha}$ is understood to be zero when $i=l$, $j=m$, and $h=n$ (i.e., the particle can hop anywhere except to its original site). Note that $\zeta > 0$ implies a negative effective mass, such as is seen for holes in a semiconductor. Given that we examine only noninteracting particles, whether the effective mass is positive or negative does not change the final results, except for *where* one would expect to find the relevant shielding gap (i.e., at the top or bottom of the spectrum).

The case of $\alpha = 0$ produces the uniform, isotropic Hamiltonian \hat{H}_0^I , which can be diagonalized in the momentum basis to yield

$$\hat{H}_0^I = \zeta N^3 \hat{c}_{000_k}^\dagger \hat{c}_{000_k} - \zeta \sum_{k_1 k_2 k_3} \hat{c}_{k_1 k_2 k_3}^\dagger \hat{c}_{k_1 k_2 k_3}, \quad (7)$$

where the subscript of \hat{c}_{000_k} means $k_1 = k_2 = k_3 = 0$. The energy gap between this specific state $|000_k\rangle$ and the $(N^3 - 1)$ -fold degenerate states $|k_1 k_2 k_3\rangle$, with one or more of k_1, k_2, k_3 not equal to zero, is thus $\Delta = \zeta N^3$ for the uniform, isotropic Hamiltonian. This is the energy gap responsible for cooperative shielding. In the 1D case [23], this gap is $\Delta = \zeta N$, which allows us to surmise that in the 2D case, $\Delta = \zeta N^2$, and that for any lattice geometry or dimension, $\Delta = \zeta M$, where M is the total number of sites. This occurs because the Hamiltonian (6) with $\alpha = 0$ for an arbitrary lattice with M sites is proportional to the adjacency matrix of a complete graph with M nodes. The spectrum of this adjacency matrix is known [29] to contain one $(M - 1)$ -fold degenerate eigenvalue and one nondegenerate eigenvalue, which are separated by a gap proportional to M . This further implies that all lattice dimensions and geometries are equivalent for a particle with uniform isotropic hopping. In agreement with this, the above energy-level structure (7) has been observed by Ossipov, who studied the Anderson model on the d simplex [24].

The limiting case of $\alpha \rightarrow \infty$ produces the tight-binding model, also diagonal in momentum space. Given that the eigenstates of these two limits are momentum states and that the $\frac{1}{r^\alpha}$ factor does not break any additional symmetries, the eigenstates of \hat{H}_α^I with finite α must also be momentum states.

Evaluating the matrix elements of \hat{H}_α^I in momentum space, we find

where $k_i \in \{k | k \in \mathbb{Z} \wedge k \in [-\frac{N-1}{2}, \frac{N-1}{2}]\}$ refers to the component of the reciprocal-lattice vector in the direction i , such that the crystal momentum is $2\pi k_i / Na$, a is the lattice constant, and $|k_1 k_2 k_3\rangle$ is a momentum eigenstate.

It can be shown that Eq. (8) reduces to $\langle k_1 k_2 k_3 | \hat{H}_0^I | k_1 k_2 k_3 \rangle$, see Eq. (7), in the limit where $\alpha \rightarrow 0$ and to the tight-binding model result in the limit where $\alpha \rightarrow \infty$ and $N \rightarrow \infty$.

The gap for generic α can be defined as

$$\Delta_\alpha = E_{0,0,0}^I(\alpha) - E_{0,0,1}^I(\alpha). \quad (9)$$

Given Eq. (8) and $\zeta > 0$, it is clear that $E_{0,0,0}^I(\alpha)$ is the largest eigenvalue and that the next highest energy level has states with a single unit of momentum. This energy level is sixfold degenerate (i.e., $E_{0,0,\pm 1}^I = E_{0,\pm 1,0}^I = E_{\pm 1,0,0}^I, \forall \alpha$), as can be seen from the symmetries of $E_{k_1, k_2, k_3}^I(\alpha)$ in k_i ; the choice of $E_{0,0,1}^I(\alpha)$ in the definition of Δ_α is arbitrary. Also, since $\zeta > 0$, $E_{0,0,0}^I \geq E_{0,0,1}^I$, and $\Delta_\alpha \geq 0$.

For comparison, in one dimension, the Hamiltonian is given by

$$\hat{H}_\alpha^{I,1D} = \sum_{i,j=-\frac{N-1}{2}}^{\frac{N-1}{2}} \frac{\zeta}{|i-j|^\alpha} (1 - \delta_{ij}) \hat{c}_i^\dagger \hat{c}_j. \quad (10)$$

The corresponding eigenvalues are

$$E_k^{I,1D}(\alpha) = \langle k | \hat{H}_\alpha^{I,1D} | k \rangle = 2\zeta \sum_{l=1}^{N-1} \left(1 - \frac{l}{N}\right) \frac{\cos\left(\frac{2\pi kl}{N}\right)}{l^\alpha}, \quad (11)$$

where $k \in \{k | k \in \mathbb{Z} \wedge k \in [-\frac{N-1}{2}, \frac{N-1}{2}]\}$ is the component of the reciprocal-lattice vector. A corresponding gap can be defined as $\Delta_\alpha^{1D} = E_0^{I,1D}(\alpha) - E_1^{I,1D}(\alpha)$ and is shown in Fig. 1(A). This 1D Hamiltonian (10) has been shown to exhibit cooperative shielding in Ref. [23].

Figure 1 shows Δ_α as a function of α for various system sizes. Fig. 1(a) plots the results for the 1D lattice. Panel (b) shows that, for a 3D lattice with isotropic hopping, the dependence of the gap separating the long-range and short-range subspaces on α is qualitatively the same as in one dimension, except that the gap becomes independent of the system size at $\alpha = 3$, instead of $\alpha = 1$. We have confirmed by numerical calculations that this behavior is the same for even and odd N and with open boundary conditions. Based on the 1D and 3D results of Fig. 1, it should be expected that a 2D system with isotropic hopping likely has a similar gap behavior, exhibiting the transition at $\alpha = 2$.

The Anderson transition is known to exist in three dimensions for $\alpha > 3$ [15], but questions arise for the case with $\alpha \leq 3$. Figure 1(b) shows that cooperative shielding can be expected for *isotropic* hopping with $\alpha < 3$, suggesting that the Anderson transition could also occur in this region. As a side note, the localization may not be exponential, as seen in [20].

Note that the curves in Fig. 1(b) corresponding to different lattice sizes all converge at the transition point. Thus, as in one dimension [23], the gap is independent of lattice size when α equals the dimension (in our case, 3). If the disorder strength is smaller than the gap, then the gap between the long- and short-range subspaces remains open. A finite gap

would seemingly indicate a finite shielding time, perhaps precluding localization at infinite times for $\alpha = 3$. However, consider a quantum particle placed at an individual lattice site. The contribution of the delocalized state $|000\rangle$ to the wave packet of this particle is proportional to $\frac{1}{N}$, indicating a zero contribution in the infinite lattice size limit. This leaves the possibility of cooperative shielding and localization open in the infinite size limit, but does not confirm them. In the following sections, we examine the effect of cooperative shielding on localization in 3D lattices.

B. Anisotropic hopping

The dependence of the gap separating the short- and long-range subspace is markedly different for the model with anisotropic hopping [see Figs. 1(c) and 1(d)]. It is more difficult to obtain the analytical results for the model with anisotropic hopping because of the $\cos^2 \theta$ term, even if the eigenstates of the system with periodic boundary conditions are still momentum states (rotational symmetry is broken, but not translational). Here, we study the behavior of the gap at the top of the spectrum as a function of α numerically, using open boundary conditions. The results shown in Fig. 1(c) illustrate the qualitative difference from the isotropic case. In particular, for the anisotropic model, there are several values of $\alpha < 3$ where the gap becomes zero. At these values of α , cooperative shielding may not occur, thus precluding localization.

From examining the energy-level structure, it can be concluded that the zero-gap points arise from level crossings. It is thus clear that there is no separation of subspaces at the top of the spectrum, in contrast to the case of isotropic hopping. While there is a gap that grows with the system size for $\alpha \lesssim 2$, the state at the top of the spectrum is not an equal superposition of all sites, as it is when cooperative shielding is known to occur. Furthermore, the top energy level is shown to be a doublet under periodic boundary conditions, indicating that this particular gap actually disappears in the infinite-size limit when translational invariance is restored.

There is, however, a gap between the highest-energy doublet and the next doublet. We examine this gap for $N = 11$ and periodic boundary conditions. The curve (not shown) appears similar to those in Figs. 1(c) and 1(d), though the number of zero-gap points is reduced. This is likely because the higher symmetry permits the formation of doublets, which produce fewer level crossings (i.e., one for each doublet instead of one for each state). Given these level crossings, the same conclusions can be reached for the periodic boundary case as for the open boundary case: there is no clear separation of subspaces at the top of the spectrum and no evidence for cooperative shielding. While there is a gap at small values of α , the states at the top of the spectrum are not equal superpositions of all sites and not necessarily fundamentally different from the rest of the eigenstates. Cooperative shielding, of the form discussed in [23], thus appears precluded. This is investigated more fully below by examining the scaling behavior of the participation ratios.

In addition to the gap behavior, the overall energy-level structure appears different between the two cases, as exemplified in Fig. 2 for ideal lattices of side length $N = 30$.

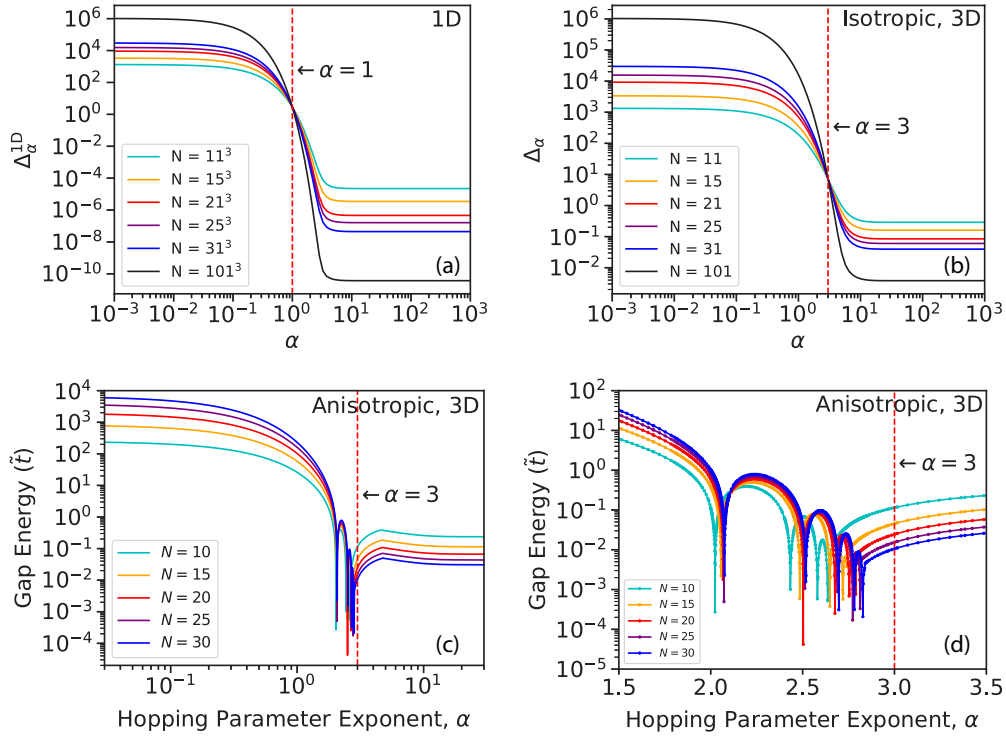


FIG. 1. The energy gap at the top of the spectrum as a function of the hopping range exponent α . Panel (a) is for long-range hopping in a 1D lattice with periodic boundary conditions. Panel (b) is for a 3D lattice with isotropic hopping, determined analytically under periodic boundary conditions; see Eq. (9). Panels (c) and (d) show the energy gap for the Hamiltonian with anisotropic hopping, determined numerically and under open boundary conditions. Panel (d) is an expanded view of panel (c). N is the system side length (total of N^3 sites in the 3D case). In all plots, $p = 1$ and $W = 0$. Note that we examine the top of the spectrum as the effective mass is negative.

Here, the top several eigenstates are shown for both isotropic (top panel) and anisotropic (bottom panel) hopping with open boundary conditions. The values are obtained numerically. Both the degeneracies of the levels and the overall behavior as a function of α are very different. The energy-level crossings in the anisotropic hopping case are in the region $2 \lesssim \alpha \lesssim 3$. Their exact locations are best observed as the zero-gap points in Fig. 1(d). Note that the differences between Fig. 2 (top panel) and Eq. (8), particularly in terms of the degeneracy layout, are due to the differing boundary conditions (open vs periodic).

IV. PARTICIPATION RATIOS

We have established the presence of cooperative shielding in 3D systems with isotropic long-range hopping, which suggests the possibility of localization. We now examine this possibility, for both isotropic (4) and anisotropic (5) hopping with open boundary conditions and $\alpha = 0, 1$, and 3 , from a participation ratio point of view. In a later section, we examine the energy-level statistics for $\alpha = 3$.

The participation ratio (PR) is an effective count of the number of sites occupied by a wave function. It is defined as

$$\text{PR} = \frac{1}{\sum_i |\psi(x_i)|^4}, \quad (12)$$

where the sum is over all lattice sites, ψ is a normalized wave function, and x_i is the position of lattice site i .

Typically, $\text{PR} \propto N^\beta$ [30–32]. This scaling behavior gives information on the nature of the eigenstates. In particular, if $\beta = 0$, the eigenstates are localized, if $\beta = 3$, delocalized, and, if $0 < \beta < 3$, the states can be labeled as extended nonergodic [30–32]. Formally, extended nonergodic states are states where $\text{PR}^{-1} \not\rightarrow \langle \text{PR}^{-1} \rangle$ as $N \rightarrow \infty$, where $\langle \dots \rangle$ indicates the average over disorder realizations. Informally and in the context of this paper, extended nonergodic states span the system, but do not fill the entirety of the accessible space. Extended nonergodic states are typically multifractal, though this property is definitively identified by examining the generalized participation ratios [31–33]. We focus on the scaling behavior of the PR (12), rather than the generalized participation ratios, as the limited system sizes accessible when obtaining the entire spectrum via exact diagonalization makes a full quantitative analysis difficult.

We analyze the scaling behavior of the PR of the eigenstates via two approaches. The first obtains a quantitative estimate of $\beta(E)$ by fitting the above scaling equation to the behavior of $\langle \text{PR} \rangle$, where $\langle \text{PR} \rangle$ is the PR averaged within a particular energy window and over multiple disorder realizations. The second approach obtains a qualitative understanding of the system by examining the scaling behavior of the distributions of both PR and PR/N^3 at all energies. Three cases are discerned:

(i) If the PR *does not* change with the system size, but PR/N^3 *does*, then $\beta = 0$.

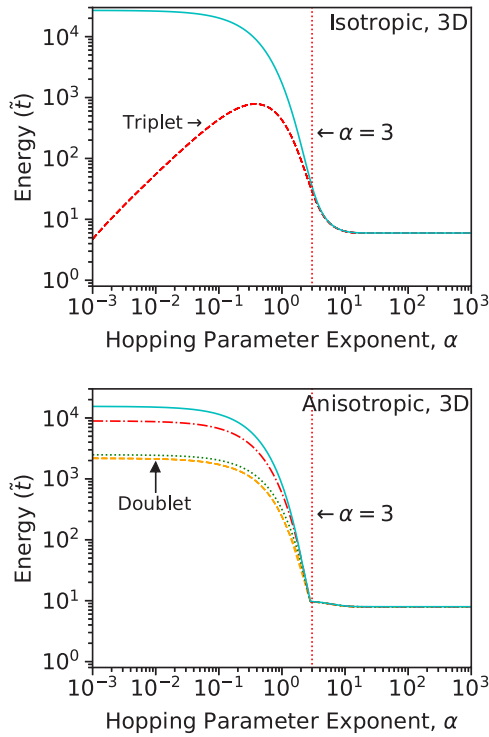


FIG. 2. Energy of several top eigenstates as a function of α for isotropic hopping and anisotropic hopping with open boundary conditions (top and bottom panels, respectively). For the top panel, the red dashed line is triply degenerate; the other is nondegenerate. For the bottom panel, the orange line is doubly degenerate for $\alpha \lesssim 1$; the rest are nondegenerate. In both plots, $N^3 = 30^3$, $p = 1$, and $W = 0$.

(ii) If the PR *scales* with the system size, but PR/N^3 *does not*, then $\beta = 3$.

(iii) If *both* PR and PR/N^3 change with the system size, then $0 < \beta < 3$.

No other cases arise as $\beta \in [0, 3]$.

We note that the spectra of the systems we examine have an interesting dual-scale behavior: there is a large density of states near zero energy, but also many states at energies very far away from zero. Thus, the spectra typically have one or more “wings.” To capture the behavior of the PR across all of these energy scales, a symmetric logarithmic scale is used for the abscissa, where the portion of the axis near zero is scaled linearly, while the portions far from zero are scaled logarithmically. The size of the linear portion is denoted on the abscissa of the graph and in the captions.

A. $\alpha = 0$

1. Isotropic hopping

Figure 3 (upper panel) shows the PR of every eigenstate, for multiple disorder realizations, plotted against the energy of the eigenstate for $W = 16.5$. The band at low energy is of width $16.5\tilde{t}$ and arises from the $(N^3 - 1)$ -fold degenerate ground state of the ideal lattice. The points at the top of the spectrum arise from the $|000_k\rangle$ state of the ideal system. Figure 3 (lower panel) shows the average PR as a function of energy for the band at low energies. There is clearly no scaling of $\langle \text{PR} \rangle$ with the system size. The fit to the $\langle \text{PR} \rangle$ of the high-energy $|000_k\rangle$

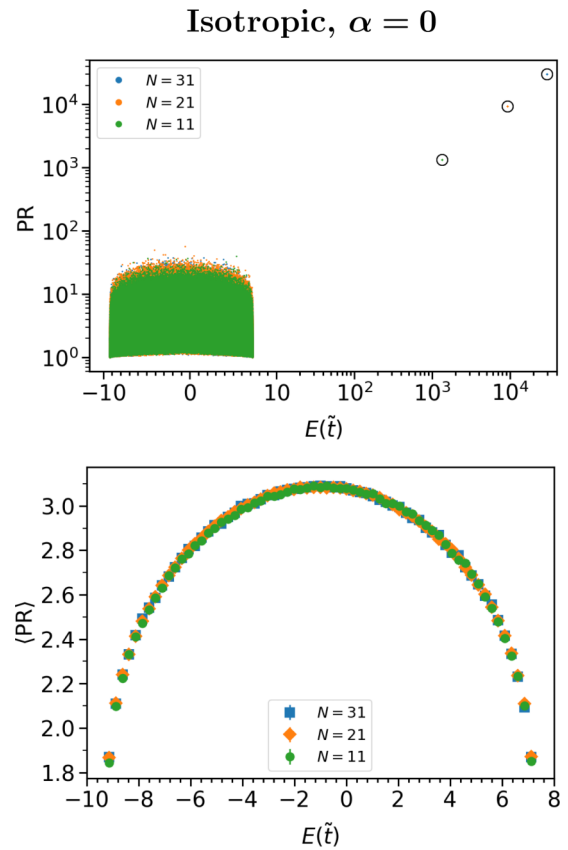


FIG. 3. Participation ratio (PR) as a function of energy for the eigenstate of a 3D system with isotropic hopping, $W = 16.5$, $p = 1$, and $\alpha = 0$. The number of disorders included ranges from 148 to 2100, as required to obtain sufficiently small error bars. Top panel: Plot of the PR of each eigenstate vs its eigenvalue for several disorder realizations for $N = 11$, 21, and 31 (green \blacksquare , orange \blacksquare , and blue \blacksquare , respectively). Note the symmetric logarithmic scaling of the abscissa, where the linear portion is within $\pm 10\tilde{t}$. Large black circles merely highlight the location of the states at the top of the band. Lower panel: PR averaged within energy bins and over disorder realizations. The plot is focused on the band near zero energy. Note the linear scale of the abscissa. Error bars for the average PR are 95% confidence intervals and smaller than the marker size where not seen.

state shows the scaling exponent to be 3. Identical behavior has been observed for $W = 1$ and 35.

Evidently, the band at low energy is composed of localized states, while the $|000_k\rangle$ state remains delocalized, even in the presence of strong disorder. Such behavior is easily understood from the energy-level structure of the ideal system (described in Sec. III A). The extreme degeneracy of the ground state allows any small amount of disorder to strongly couple the states, leading to localization [24]. The $|000_k\rangle$ state remains delocalized, however, as the shielding gap is significantly larger than the disorder strength, minimizing coupling. Given that the shielding gap diverges with the system size, the $|000_k\rangle$ state must remain delocalized in the thermodynamic limit for any finite disorder strength, while the low-energy states remain localized. The same behavior is observed for particles with isotropic uniform hopping on the d simplex [24].

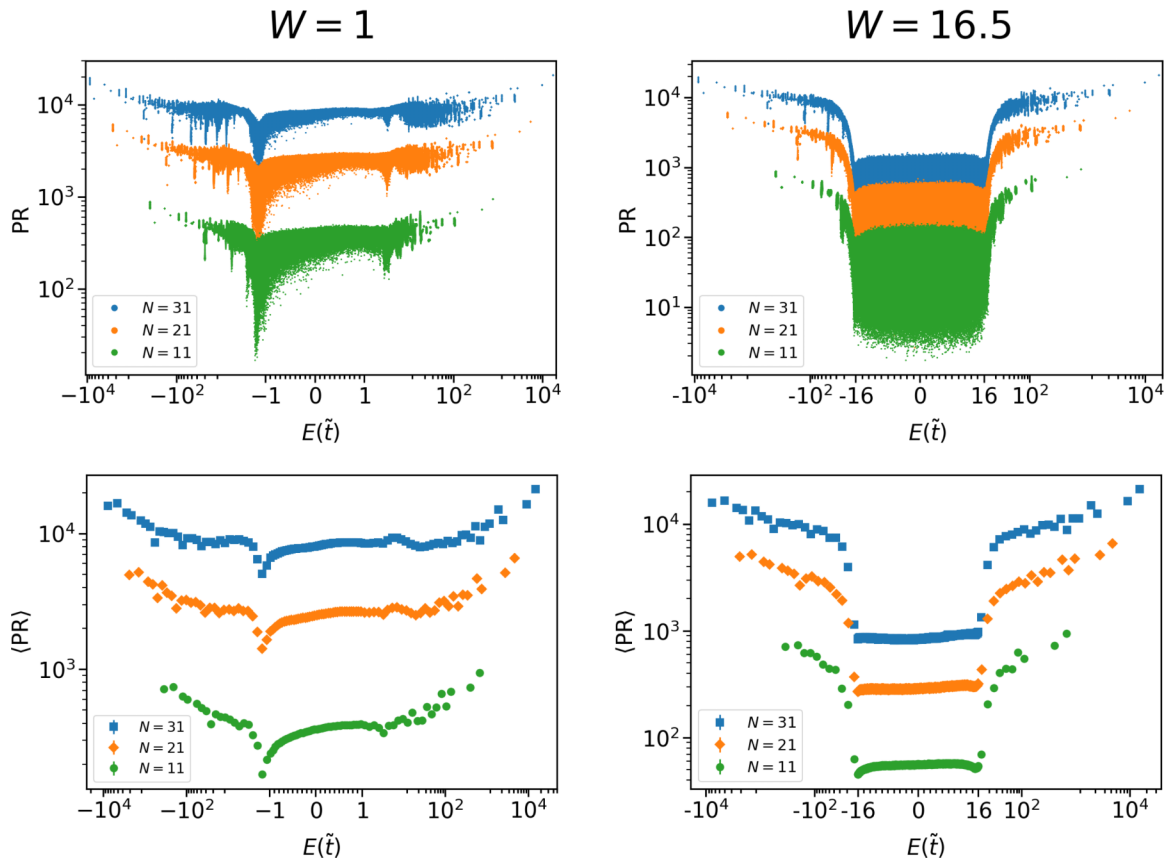
Anisotropic, $\alpha = 0$ 

FIG. 4. Participation ratio (PR) as a function of energy for the eigenstate of a 3D system with anisotropic hopping; $W = 1$ and 16.5 ; $p = 1$; $\alpha = 0$; and $N = 11, 21$, and 31 (green \blacksquare , orange \blacksquare , and blue \blacksquare , respectively). The number of disorders included ranges from 50 to 2350, as required to obtain sufficiently small error bars. Note the symmetric logarithmic scaling of the abscissa, where the linear portion is within $\pm 1\tilde{t}$ or within $\pm 16\tilde{t}$. Top panels: Plot of the PR of each eigenstate vs its eigenvalue for several disorder realizations. Lower panels: PR averaged within energy bins and over disorder realizations for $W = 1$ and 16.5 . Error bars for the average PR are 95% confidence intervals and smaller than the marker size where not seen.

Given that cooperative shielding allows the system to be described by an effective short-range Hamiltonian [23], one could expect to see the localization transition near $W = 16.5$, the critical disorder strength of the Anderson transition for nearest-neighbor hopping in 3D lattices. Indeed, the dynamics of the system studied by Celardo *et al.* [23] is governed by an effective nearest-neighbor hopping Hamiltonian. However, they explicitly include a nearest-neighbor hopping term in their Hamiltonian, in addition to the long-range term. As it would be inconsistent with our generalization of the dipolar hopping amplitude to arbitrary α , we do not include an additional nearest-neighbor hopping term in our Hamiltonian (1). Thus, the ground state of our system when $\alpha = 0$ is extremely degenerate (essentially flat band) and localizes given any finite disorder strength.

2. Anisotropic hopping

The upper panels of Fig. 4 show the PR vs energy for $W = 1$ and 16.5 (left and right, respectively), while the lower panels show the averaged PR at the same disorder strengths. One can clearly see scaling with the system size for both disorder strengths. Given that the bandwidth of the system is a function

of the system size, the scaling behavior cannot be quantitatively determined for all band energies. Clearly acceptable choices of energies for comparison include the top and bottom states of the band and the states near the center. The wing regions, however, do not overlap well enough for a quantitative analysis. Fits to the scaling equation reveal that the top and bottom states at both disorders scale as N^3 . The states in the energy region $[-1, 1]$ for the system with $W = 1$ also scale as N^3 . Interestingly, the states in the center portion of the system with $W = 16.5$ have energy-dependent scaling exponents that vary from 2.6 to 2.8. We also examine the system $W = 35$, but find it qualitatively identical to the $W = 16.5$ case: the scaling exponents of the top and bottom states are 3, while those of the states near the band center vary from 2.4 to 2.7.

We note that the errors on the scaling exponents can be as large as 0.2. We obtain this upper bound on the error from one fit to the scaling equation that resulted in a value of 3.2, while β cannot be larger than 3. Given that we only have three system sizes that span a relatively small range of sizes, our scaling exponents have low, but not negligible, precision.

Qualitatively, an examination of PR/N^3 (not shown) shows that the wings, for both disorder strengths, scale as N^3 . The

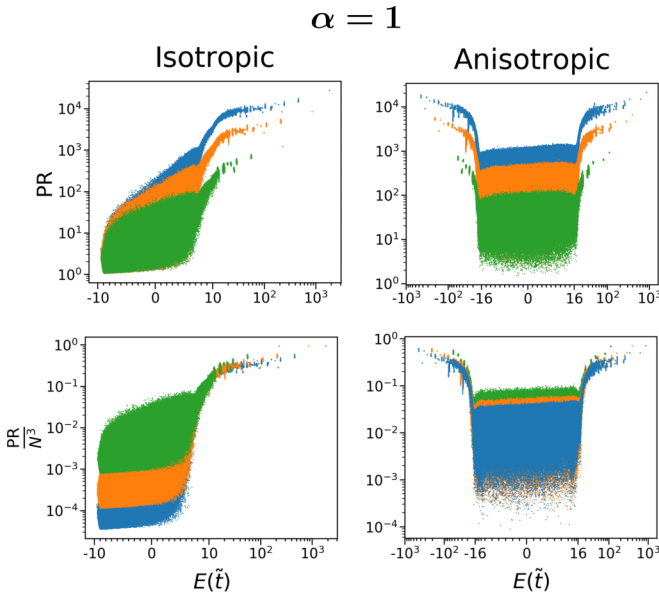


FIG. 5. Top panels: Plot of the participation ratio (PR) of each eigenstate vs its eigenvalue for several disorder realizations. Lower panels: Plot of the PR/N^3 of each eigenstate vs its eigenvalue for several disorder realizations. Plots are for a 3D system with isotropic and anisotropic hopping; $W = 16.5$; $p = 1$; $\alpha = 1$; and $N = 11, 21$, and 31 (green \blacksquare , orange \blacksquare , and blue \blacksquare , respectively). The number of disorders included ranges from 100 to 350, as required to obtain well-formed distributions. Note the symmetric logarithmic scaling of the abscissa, where the linear portion is within $\pm 10\tilde{t}$ or within $\pm 16\tilde{t}$.

central states also scale as N^3 for $W = 1$, while they scale with $0 < \beta < 3$ for the central states at $W = 16.5$. These qualitative results support the accuracy of the quantitative results discussed above, despite their low precision.

The above results show that the states in the wings are delocalized, even for strong disorder. Furthermore, the states near the center of the band become extended nonergodic for sufficient disorder strength. We also see that there are no localized states in this system, in great contrast to the isotropic case.

B. $\alpha = 1, 3$

We examine the scaling behavior of the PR for isotropic and anisotropic hopping with $\alpha = 1$ and $\alpha = 3$ by examining the qualitative scaling behavior of PR and PR/N^3 . We do not examine the quantitative behavior as the limited system sizes accessible cause fits to the scaling equation to be even less reliable than when $\alpha = 0$.

Figure 5 demonstrates that, for $\alpha = 1$ and $W = 16.5$, there is a single wing for the isotropic case, while there are two for the anisotropic case. These wings contain PR values that increase with the system size, while the PR/N^3 values are constant: the values scale as N^3 and the states are delocalized.

In the isotropic case near zero energy, however, the behavior of the PR is not as clear. A portion of the PR values in this energy range do scale with the system size, but the distribution asymmetrically increases in width instead of shifting vertically. This obfuscates the interpretation. However, given that the

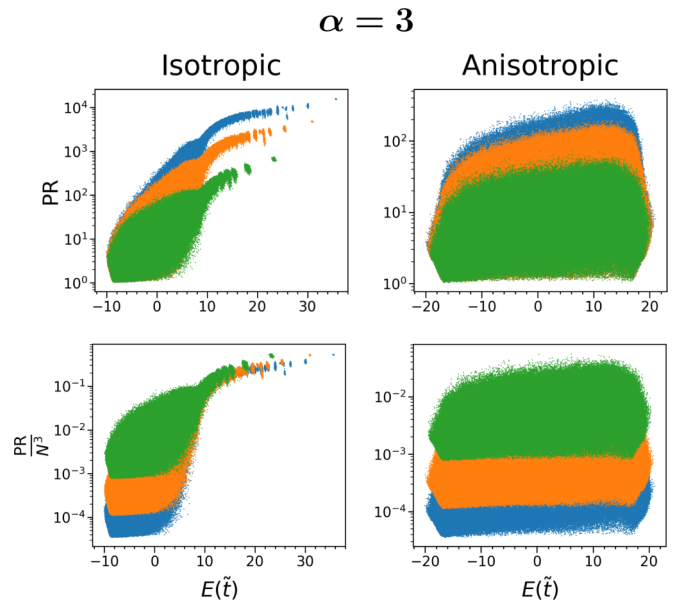


FIG. 6. Top panels: Plot of the participation ratio (PR) of each eigenstate vs its eigenvalue for several disorder realizations. Lower panels: Plot of the PR/N^3 of each eigenstate vs its eigenvalue for several disorder realizations. Plots are for a 3D system with isotropic and anisotropic hopping; $W = 16.5$; $p = 1$; $\alpha = 3$; and $N = 11, 21$, and 31 (green \blacksquare , orange \blacksquare , and blue \blacksquare , respectively). The number of disorders included ranges from 99 to 350, as required to obtain well-formed distributions. Note the linear scaling of the abscissa.

PR/N^3 values all reduce in magnitude as the system size increases, it can be concluded that none of these central states are delocalized. Whether the states are extended nonergodic or localized is not clear, however.

In the anisotropic case with $\alpha = 1$, the states near zero energy are clearly extended nonergodic. This is seen as both the PR and the PR/N^3 distributions shift vertically as the system size increases, in the appropriate directions.

Additionally, note that the rate of scaling with the system size near zero energy is different between the isotropic and anisotropic cases. The isotropic case has PR distributions that scale slowly, while the PR/N^3 distributions scale quickly. The reverse is true for the anisotropic case. We can thus conclude that the isotropic hopping scaling exponent is smaller than the anisotropic hopping scaling exponent for the states near zero energy.

Figure 6 demonstrates that, for $\alpha = 3$ and $W = 16.5$, there is a single wing for the isotropic case, while there are none for the anisotropic case. Also note that the bandwidths are much smaller, allowing for a linear scaling of the x axis. The behavior of the isotropic case is similar to that seen for $\alpha = 1$ and points to the same conclusion: the wing contains delocalized states, while the energy region near zero contains states that are not delocalized.

At this level of disorder, the spectrum of the anisotropic case is dominated by the disorder, producing a rather uniform distribution without wings. Interestingly, the scaling behavior is similar to the near-zero-energy portion of the isotropic case: the PR distributions widen asymmetrically but do not shift in

location as the size increases, while the PR/N^3 distributions shift downward as the system size increases. There are thus no delocalized states, though there may be a combination of localized and extended nonergodic states. This is not necessarily in contrast with the prior work of Levitov [16–18] as the extended nonergodic states still span the system, allowing weak transport.

The above analysis of the participation ratios for various values of α and for different isotropies shows that single-particle systems with long-range hopping display a rich landscape of states, from delocalized to extended nonergodic to localized. We expect that the extended nonergodic states we typically find near zero energy in this work are likely multifractal. To find and quantify the multifractal dimensions and multifractal spectra [31] of these states, however, will require more sophisticated numerical or analytical techniques capable of accessing larger system sizes. There are algorithms that can reach system sizes of $N \approx 300$ for targeted energy ranges [27,28], but it is not clear whether even these would be enough to properly study the scaling behavior of the eigenstates.

V. ENERGY-LEVEL STATISTICS

Given the ambiguity observed in the scaling behavior of the participation ratios for the physically important case of $\alpha = 3$, we now examine the system for both isotropic (4) and anisotropic (5) hopping and open boundary conditions from an energy-level statistics point of view.

We use the mean level spacing ratio, defined by Oganesyan and Huse [34] as

$$\langle r \rangle = \left\langle \min \left(r'_n, \frac{1}{r'_n} \right) \right\rangle, \quad (13)$$

where

$$r'_n = \frac{E_{n+1} - E_n}{E_n - E_{n-1}},$$

E_n is the n th eigenvalue, sorted in order of increasing magnitude, and $\langle \cdot \rangle$ denotes the average over all eigenvalues and over many instances of disorder. For a system whose energy-level spacing distribution is Poissonian, $\langle r \rangle = 2 \ln 2 - 1 \approx 0.38629$. If, however, the system belongs to the Gaussian orthogonal ensemble (GOE), $\langle r \rangle = 4 - 2\sqrt{3} \approx 0.53590$ [35]. As discussed in Refs. [34,36], Poissonian level statistics are characteristic of localization and GOE statistics are characteristic of diffusion.

Figure 7 presents $\langle r \rangle$ vs W for the isotropic and dipolar Hamiltonians with $\alpha = 3$ and open boundary conditions. It can be seen in both cases that $\langle r \rangle$ drops as W increases, though not completely to the Poissonian value. However, in the isotropic case, $\langle r \rangle$ drops with the increasing lattice size towards the Poissonian limit. As illustrated in Fig. 7 (top panel), we observe a significant change with the system size. In contrast, in the anisotropic case, the curves display no discernible scaling with the system size, even in the case of extremely strong disorder. There is thus no indication that the Poissonian limit will be attained.

It is noteworthy that the scaling behavior in the isotropic case begins at $W \approx 15$, which is the expected location, given cooperative shielding. Cooperative shielding causes the

Full Spectrum

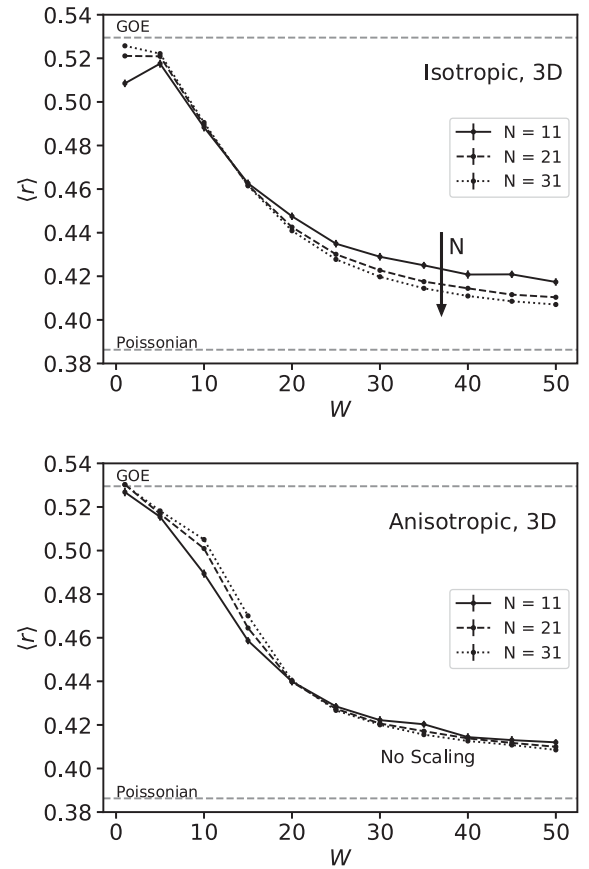


FIG. 7. Mean energy-level spacing ratio $\langle r \rangle$ as a function of disorder strength $W = \frac{\omega}{t_{\max}}$ for the isotropic and anisotropic hopping Hamiltonians with open boundary conditions. The hopping range exponent is $\alpha = 3$ and the filling fraction is $p = 1$ in both cases. N denotes the lattice side length (N^3 sites). The horizontal dashed lines denote the values of $\langle r \rangle$ for the Poisson distribution (~ 0.38629) and the GOE (~ 0.53590). The error bars are 95% confidence intervals based on 96 disorders and are smaller than the marker size where not seen.

Hamiltonian to be effectively short ranged, such as the tight-binding model. For the tight-binding model, the diffusion-to-localization transition occurs at $W \approx 16.5$ [37]. At disorder strengths between 5 and 15, the curves in the isotropic case collapse onto one another, preventing the possibility of scaling to the infinite-size limit. At $W = 1$, it is clear that the system is approaching the GOE value as the system size increases.

Given that the scaling behavior of the PRs reveals two clear regimes in the isotropic case, one where the states are delocalized and one where they are localized or extended nonergodic (see Fig. 6), it is useful to focus on the region near zero energy. Figure 8 (top panel) demonstrates that the scaling behavior observed previously is enhanced when the energy-level spacing ratio is averaged only over the energy region $-\tilde{t} \leq E \leq \tilde{t}$. Figure 8 (bottom panel) demonstrates that the same scaling behavior also occurs when $\alpha = 1$.

These results provide numerical evidence for localization in the infinite-size limit for the case with isotropic long-range

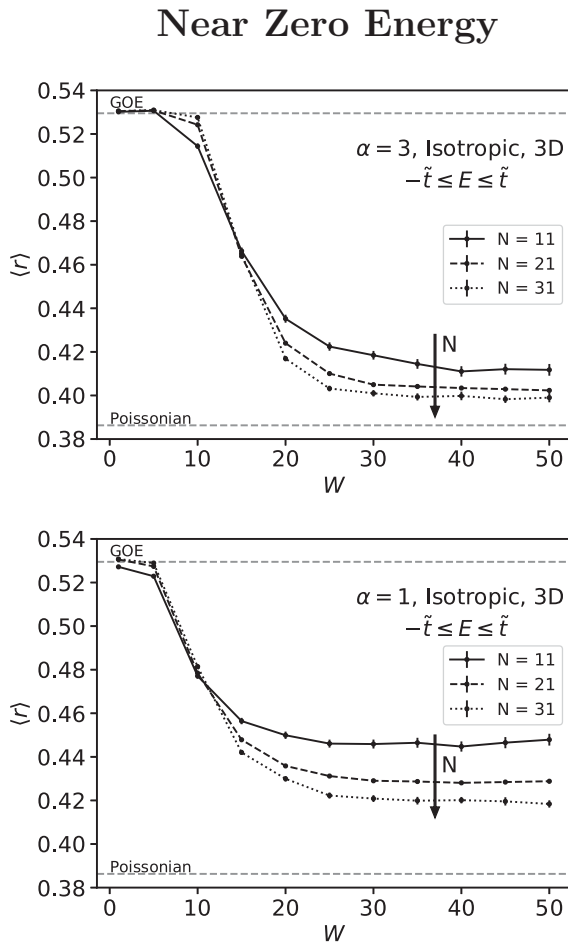


FIG. 8. Upper panel: Same as Fig. 7 (upper panel), but with the mean energy-level spacing ratio $\langle r \rangle$ including only the eigenvalues in the energy range $-\tilde{t} \leq E \leq \tilde{t}$. The results are averaged over 1071 disorders for $N^3 = 11^3$ and 21^3 , and 96 disorders for $N^3 = 31^3$. Lower panel: Same as upper panel, but for $\alpha = 1$. The results are averaged over 1100 disorders for $N^3 = 11^3$ and 21^3 , and 100 disorders for $N^3 = 31^3$.

hopping and $\alpha = 1$ and 3. This, combined with the likely presence of cooperative shielding and the observed scaling behavior of the participation ratios, strongly suggests that some to many of the states at low energy are localized.

To connect with realistic experimental conditions, we also examine the effect of a diluted lattice. This is relevant for experiments with polar molecules in an optical lattice [6,7] or for amorphous molecular solids [2]. A diagram of the mean level spacing ratio, $\langle r \rangle$, as a function of both p and W for both isotropic and dipolar hopping with $\alpha = 3$ and open boundary conditions is presented in Fig. 9.

While the two plots are qualitatively similar, $\langle r \rangle$ falls off more quickly with the disorder strength and filling fraction in the isotropic case. This can be seen by comparing the areas of the two diagrams where $\langle r \rangle > 0.49$. The value of $\langle r \rangle$ remains high along the p axis, which is in agreement with the results of Deng *et al.* [30], who studied the case of dipolar hopping in a diluted lattice.

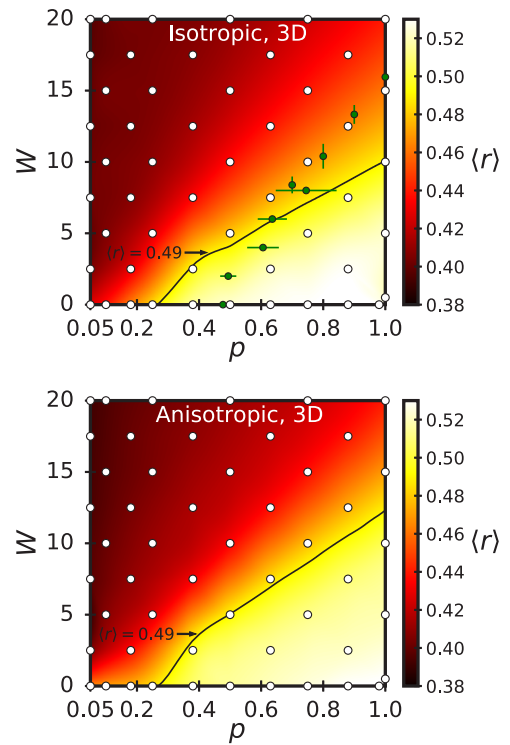


FIG. 9. Mean energy-level spacing ratio $\langle r \rangle$ as a function of disorder strength $W = \frac{\omega}{t_{\max}}$ and filling fraction p for the isotropic and anisotropic hopping Hamiltonians with open boundary conditions. The hopping range exponent is $\alpha = 3$ and the lattice size is $N^3 = 31^3$ in both cases. The color varies from the value of $\langle r \rangle$ for the Poisson distribution (~ 0.38629) to that for the GOE (~ 0.53590). The white circles denote the values obtained via exact diagonalization of the Hamiltonian; piecewise cubic interpolation is used for the rest of the plot. The black lines indicate where $\langle r \rangle = 0.49$. The results are averaged over 96 realizations of disorder, giving 95% confidence intervals that are at most ± 0.002 . The green data points mark the location of the Anderson transition for the 3D tight-binding model in the infinite-size limit, as determined by Root and Skinner [37].

Figure 9 (bottom panel) shows that in experiments with polar molecules in optical lattices one should not expect to see localization of single rotational excitations due to the dilution alone, if it exists at all. Additional on-site disorder, such as from an optical speckle potential, is required. Exploring this phase diagram is within reach of current experiments. For example, Fig. 9 (bottom panel) shows that for molecules on an optical lattice with $N \approx 30$ and a lattice population of 30% [7] (a typical filling fraction aimed at in current experiments), the region where $\langle r \rangle$ drops significantly can be explored by varying the optical speckle potential from below to above $W = 5$. Scaling behavior of $\langle r \rangle$ can also be investigated as optical lattices can have N up to 60 (a typical size of an optical lattice).

VI. CONCLUSION

We have illustrated that the cooperative shielding discovered for 1D lattices with long-range hopping [22,23] also occurs in 3D lattice models with isotropic long-range hopping. This suggests the possibility of Anderson localization in 3D systems with long-range hopping (i.e., $\alpha \leq 3$). Given the form

of the results in three dimensions, the same is likely to be true of a 2D system with isotropic long-range hopping ($\alpha \leq 2$). We have also presented evidence indicating the lack of cooperative shielding in models with anisotropic hopping. The specific form of the anisotropy we consider here has the angular dependence of the dipole-dipole interaction between dipoles aligned along one of the principal axes of the lattice.

We have demonstrated that there are fundamental differences between disordered lattice systems with isotropic long-range hopping and those with anisotropic long-range hopping, particularly with regard to the impact of disorder. In addition to the difference in cooperative shielding, we have shown that the energy-level structures of systems with isotropic hopping are qualitatively and quantitatively different from those of systems with dipolar anisotropic hopping (whether with periodic or open boundary conditions).

We have used the scaling behavior of the eigenstate participation ratios to demonstrate the *presence* of localized states in the isotropic case with uniform hopping ($\alpha = 0$) and the *absence* of localized states in the anisotropic case with uniform hopping ($\alpha = 0$). We have also demonstrated that energy-level statistics support the presence of localized states in 3D cubic lattices with isotropic hopping that varies as r^{-3} , while they are inconclusive for systems with the anisotropic dipolar hopping considered here. We have further shown that energy-level statistics indicate the presence of localized states for Coulomblike ($\alpha = 1$) isotropic hopping, while the scaling behavior of the eigenstate participation ratios illustrates the absence of localized states when $\alpha = 1$ and the hopping is of the anisotropic form (5).

We have shown that the localization properties (or lack thereof) found for systems with dipolar hopping [16–19] cannot be assumed to apply to systems with isotropic hopping, in accordance with the suggestion of Burin and Maksimov [25]. More generally, we have demonstrated that the presence or absence of delocalized, extended nonergodic, or localized states depends on both the hopping exponent α and the anisotropy of the hopping amplitudes.

Future studies that can access significantly larger system sizes are required to fully characterize the shape of the localized states, to determine whether the extended nonergodic states are truly multifractal, and to determine how the multifractal dimensions and spectra change with hopping range and isotropy. Future theoretical and experimental studies can also probe the dependence of localization on the direction of the quantization axis (as defined by the direction of an external field) relative to the principal axes of the underlying cubic lattice. Indeed, it would be interesting to investigate whether cooperative shielding in 3D lattices can be induced by tilting the quantization axis. Additionally, it would be interesting to explore the effect of the lattice geometry on cooperative shielding. Finally, this work opens up the question of how different types of anisotropy, such as quadrupolarlike, can impact localization behavior.

ACKNOWLEDGMENTS

We acknowledge useful discussions with A. Buchleitner, A. L. Burin, and B. Kang. This work was supported by NSERC of Canada.

-
- [1] D. E. Logan and P. G. Wolynes, *J. Chem. Phys.* **87**, 7199 (1987).
 - [2] M. Mladenović and N. Vukmirović, *Adv. Funct. Mater.* **25**, 1915 (2015).
 - [3] A. Frisch, M. Mark, K. Aikawa, S. Baier, R. Grimm, A. Petrov, S. Kotochigova, G. Quémener, M. Lepers, O. Dulieu, and F. Ferlaino, *Phys. Rev. Lett.* **115**, 203201 (2015).
 - [4] K.-K. Ni, S. Ospelkaus, M. H. G. de Miranda, A. Pe'er, B. Neyenhuis, J. J. Zirbel, S. Kotochigova, P. S. Julienne, D. S. Jin, and J. Ye, *Science* **322**, 231 (2008).
 - [5] M. H. G. de Miranda, A. Chotia, B. Neyenhuis, D. Wang, G. Quémener, S. Ospelkaus, J. L. Bohn, J. Ye, and D. S. Jin, *Nat. Phys.* **7**, 502 (2011).
 - [6] A. Chotia, B. Neyenhuis, S. A. Moses, B. Yan, J. P. Covey, M. Foss-Feig, A. M. Rey, D. S. Jin, and J. Ye, *Phys. Rev. Lett.* **108**, 080405 (2012).
 - [7] B. Yan, S. A. Moses, B. Gadway, J. P. Covey, K. R. A. Hazzard, A. M. Rey, D. S. Jin, and J. Ye, *Nature (London)* **501**, 521 (2013).
 - [8] K. R. A. Hazzard, B. Gadway, M. Foss-Feig, B. Yan, S. A. Moses, J. P. Covey, N. Y. Yao, M. D. Lukin, J. Ye, D. S. Jin, and A. M. Rey, *Phys. Rev. Lett.* **113**, 195302 (2014).
 - [9] F. Würthner, Th. E. Kaiser, C. R. Saha-Möller, *Ang. Chem. Int. Ed.* **50**, 3376 (2011).
 - [10] A. F. Fidler, V. P. Singh, P. D. Long, P. D. Dahlberg, and G. S. Engel, *Nat. Commun.* **5**, 3286 (2014).
 - [11] G. D. Scholes, G. R. Fleming, A. Olaya-Castro, and R. van Grondelle, *Nat. Chem.* **3**, 763 (2011).
 - [12] F. Robicheaux and N. M. Gill, *Phys. Rev. A* **89**, 053429 (2014).
 - [13] O. Mülken, A. Blumen, T. Amthor, C. Giese, M. Reetz-Lamour, and M. Weidemüller, *Phys. Rev. Lett.* **99**, 090601 (2007).
 - [14] H. Schempp, G. Günter, S. Wüster, M. Weidemüller, and S. Whitlock, *Phys. Rev. Lett.* **115**, 093002 (2015).
 - [15] P. W. Anderson, *Phys. Rev.* **109**, 1492 (1958).
 - [16] L. S. Levitov, *Europhys. Lett.* **9**, 83 (1989).
 - [17] L. S. Levitov, *Ann. N.Y. Acad. Sci.* **581**, 95 (1990).
 - [18] L. S. Levitov, *Phys. Rev. Lett.* **64**, 547 (1990).
 - [19] N. Y. Yao, C. R. Laumann, S. Gopalakrishnan, M. Knap, M. Müller, E. A. Demler, and M. D. Lukin, *Phys. Rev. Lett.* **113**, 243002 (2014).
 - [20] X. Deng, V. E. Kravtsov, G. V. Shlyapnikov, and L. Santos, *Phys. Rev. Lett.* **120**, 110602 (2018).
 - [21] R. M. Nandkishore and S. L. Sondhi, *Phys. Rev. X* **7**, 041021 (2017).
 - [22] L. F. Santos, F. Borgonovi and G. L. Celardo, *Phys. Rev. Lett.* **116**, 250402 (2016).
 - [23] G. L. Celardo, R. Kaiser, and F. Borgonovi, *Phys. Rev. B* **94**, 144206 (2016).
 - [24] A. Ossipov, *J. Phys. A: Math. Theor.* **46**, 105001 (2013).
 - [25] A. L. Burin and L. A. Maksimov, *Pis'ma Zh. Eksp. Teor. Fiz.* **50**, 304 (1989) [*J. Exp. Theor. Phys. Lett.* **50**, 338 (1989)]; Online: http://www.jetpletters.ac.ru/ps/1129/article_17116.shtml.
 - [26] T. Xu and R. V. Krems, *New J. Phys.* **17**, 065014 (2015).
 - [27] A. Rodriguez, L. J. Vasquez, R. A. Römer, *Phys. Rev. B* **78**, 195107 (2008).

- [28] L. J. Vazquez, A. Rodriguez, R. A. Römer, [Phys. Rev. B](#) **78**, 195106 (2008).
- [29] P. van Mieghem, in *Graph Spectra for Complex Networks* (Cambridge University Press, Cambridge, England, 2011), Chap. 5, p. 115.
- [30] X. Deng, B. L. Altshuler, G. V. Shlyapnikov, and L. Santos, [Phys. Rev. Lett.](#) **117**, 020401 (2016).
- [31] A. De Luca, B. L. Altshuler, V. E. Kravtsov, and A. Scardicchio, [Phys. Rev. Lett.](#) **113**, 046806 (2014).
- [32] A. D. Mirlin, [Phys. Rep.](#) **326**, 259 (2000).
- [33] M. Janssen, [Phys. Rep.](#) **295**, 1 (1998).
- [34] V. Oganesyan and D. A. Huse, [Phys. Rev. B](#) **75**, 155111 (2007).
- [35] Y. Y. Atas, E. Bogomolny, O. Giraud, and G. Roux, [Phys. Rev. Lett.](#) **110**, 084101 (2013).
- [36] B. I. Shklovskii, B. Shapiro, B. R. Sears, P. Lambrianides, and H. B. Shore, [Phys. Rev. B](#) **47**, 11487 (1993).
- [37] L. J. Root and J. L. Skinner, [J. Chem. Phys.](#) **89**, 3279 (1988).