

**Haldane model under nonuniform strain**

Yen-Hung Ho

*Department of Physics, National Tsing Hua University, Hsinchu City 30013, Taiwan  
and National Center for Theoretical Sciences (NCTS), Hsinchu City 30013, Taiwan*

Eduardo V. Castro

*CeFEMA, Instituto Superior Tecnico, Universidade de Lisboa, Av. Rovisco Pais, 1049-001 Lisboa, Portugal  
and Beijing Computational Science Research Center, Beijing 100084, China*

Miguel A. Cazalilla\*

*Department of Physics, National Tsing Hua University, Hsinchu City 30013, Taiwan;  
National Center for Theoretical Sciences (NCTS), Hsinchu City 30013, Taiwan;  
and Donostia International Physics Center (DIPC), Manuel de Lardizabal, 4 San Sebastian, 20018, Spain*

(Received 5 June 2017; published 26 October 2017)

We study the Haldane model under strain using a tight-binding approach, and compare the obtained results with the continuum-limit approximation. As in graphene, nonuniform strain leads to a time-reversal preserving pseudomagnetic field that induces (pseudo-)Landau levels. Unlike a real magnetic field, strain lifts the degeneracy of the zeroth pseudo-Landau levels at different valleys. Moreover, for the zigzag edge under uniaxial strain, strain removes the degeneracy within the pseudo-Landau levels by inducing a tilt in their energy dispersion. The latter arises from next-to-leading order corrections to the continuum-limit Hamiltonian, which are absent for a real magnetic field. We show that, for the lowest pseudo-Landau levels in the Haldane model, the dominant contribution to the tilt is different from graphene. In addition, although strain does not strongly modify the dispersion of the edge states, their interplay with the pseudo-Landau levels is different for the armchair and zigzag ribbons. Finally, we study the effect of strain in the band structure of the Haldane model at the critical point of the topological transition, thus shedding light on the interplay between nontrivial topology and strain in quantum anomalous Hall systems.

DOI: [10.1103/PhysRevB.96.155446](https://doi.org/10.1103/PhysRevB.96.155446)**I. INTRODUCTION**

The Haldane model (HM) [1] is a prominent representative of a wider class of lattice models of two-dimensional (2D) quantum anomalous Hall (QAH) insulators that capture the essence of the quantum Hall effect (QHE). The QHE is characterized by a nontrivial topological invariant, the Chern number, which also characterizes the band structure of the HM. A time-reversal invariant generalization of the HM was introduced by Kane and Mele [2] who noticed that the complex next-nearest-neighbor hopping in the HM (referred to below as “Haldane mass”) can be related to the intrinsic spin-orbit coupling (SOC) in graphene. The resulting Kane-Mele model provides a minimal description for the quantum spin Hall (QSH) effect, which has recently attracted much experimental and theoretical attention [3–5]. Currently, the search of experimental realizations of the Kane-Mele model based on enhancing the SOC in graphene is also a very active research field [6–9]. As for the Haldane model, no solid-state realizations are available to date, although the model has been recently realized using ultracold atoms in optical lattices [10].

In the presence of a potential that breaks sublattice inversion symmetry (henceforth referred to as “Semenoff mass” [11]), the HM is also a paradigm for topological phase transitions [1]. The Semenoff mass lifts the degeneracy between the two

valleys and eventually drives the closing of the gap of the topologically nontrivial phase, as shown in Fig. 1(d). As the gap reopens upon further increase of the sublattice inversion symmetry breaking potential, the Chern number characterizing the bands of the topological phase vanishes [1]. It is interesting to notice that a similar phenomenon takes place for nonuniformly strained graphene in a magnetic field: Strain induces a time-reversal preserving pseudomagnetic field, which may annihilate the real magnetic field at one valley, thus driving the collapse of the gap between Landau levels (LLs) [12,13] as shown in Fig. 2, and therefore the destruction of the Chern invariant.

Rather than studying the possible modifications of the Chern invariant due to nonuniform strain, here we adopt a more practical approach. By relying on the bulk-edge correspondence, we study the effects of strain on the dispersion of the edge states for nonuniformly strained ribbons. We analyze the effects of strain for the two canonical honeycomb lattice terminations, namely the zigzag and armchair edges. As shown below, nonuniform strain has different effects on these two kinds of edges.

The possibility of engineering the electronic properties of two-dimensional materials like graphene [14–19] and transition metal dichalcogenides [20,21] using strain (“straintronics”) is currently a very active research field [22]. Interestingly, to the best of our knowledge, the question of how nonuniform strain affects the topological features of the HM and the topological phase transition has received little attention so far.

\*miguel.cazalilla@gmail.com

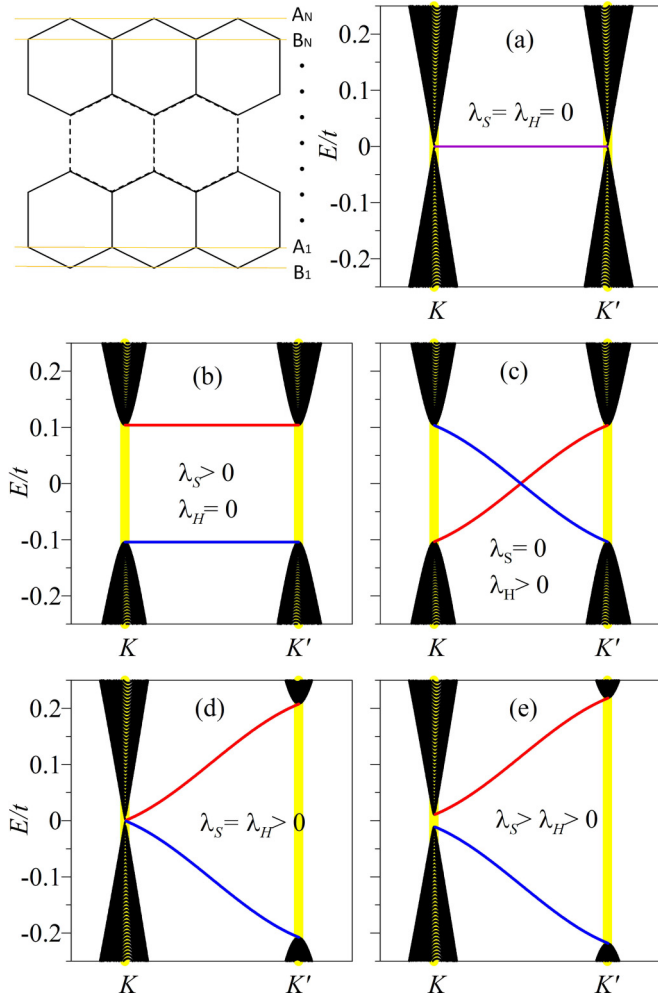


FIG. 1. Ribbon geometry (we take the number of atomic rows  $N = 500$  for both the zigzag and armchair ribbons). Ribbon band structure for (a) pristine graphene, (b) graphene with sublattice-inversion symmetry breaking Semenoff mass  $\lambda_S = 3\sqrt{3}t'$ , (c) with Haldane hopping (Haldane mass  $\lambda_H = 3\sqrt{3}t'$ ), (d) with both Semenoff and Haldane masses  $\lambda_S = \lambda_H = 3\sqrt{3}t'$ , and (e)  $\lambda_S > \lambda_H = 3\sqrt{3}t'$ , where  $t' = 0.02t$ . The red and blue curves show the topological edge states localized at the top and bottom edges, respectively. The vertical yellow stripes mark the position of  $K$  and  $K'$  points.

Ghaemi *et al.* [17] briefly considered the effect of strain in the HM in their work. However, they relied on a continuum-limit (i.e., Dirac equation) description, which is not accurate away from the Dirac points. In this work, we use a tight-binding approach [23] to show that the effects of strain on the topological gap are different from those of a Semenoff mass. Tight-binding calculations are necessary in order to assess the accuracy of the continuum approximation and to ascertain other effects of nonuniform strain well away from the Dirac points. Within the tight-binding approach we have found that strain induces a tilt of the pseudo-Landau levels (pLLs). For the lowest pLLs, the dominant contributions to this tilt are different from those in strained graphene. Strain can also have a weak effect on the magnitude of the band gap. However, this does not strongly modify the dispersion of the edge states for

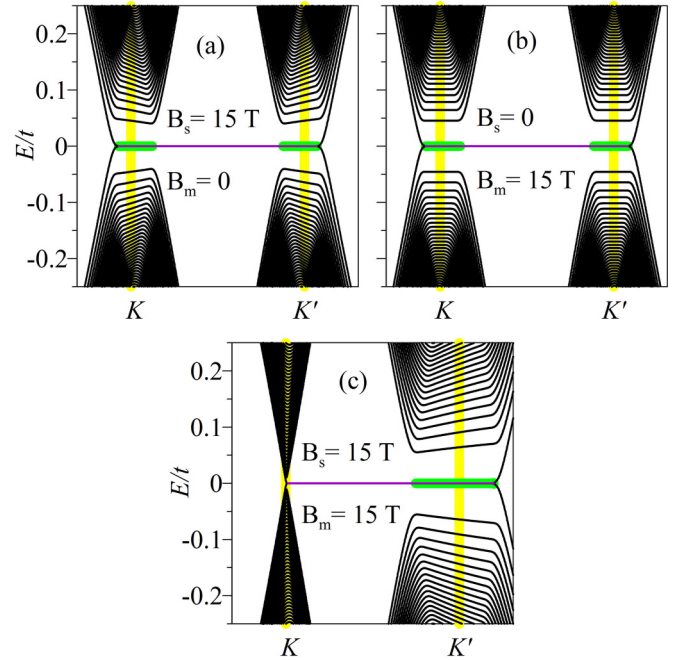


FIG. 2. Band structure of graphene zigzag ribbon (a) under nonuniform strain corresponding to a pseudomagnetic field  $B_s = 15$  T, (b) under a *real* magnetic field  $B_m = 15$  T, and (c) under both nonuniform strain and magnetic field  $B_s = B_m = 15$  T. The green colored subbands indicate the zeroth LLs.

both the zigzag and armchair edges. This shows that there is no competition between strain and the Haldane mass, unlike the case of the Semenoff mass. Indeed, the topological phase transition can be regarded as a competition between the QAH effect, induced by the Haldane mass, and the quantum valley Hall effect (QVHE), induced by the Semenoff mass. In this regard, it is worth noting that (nonuniform) strain also drives the QVHE in graphene [14]. However, as shown below, the strain-induced QVHE does not compete with the QAH induced by the Haldane mass.

The rest of this article is organized as follows. In Sec. II we introduce the Haldane model and briefly review the most relevant results about it. We first consider the unstrained model (cf. Sec. II A), before addressing the effects of nonuniform strain using the continuum-limit approach. In the same section we also discuss the tilt of the pLLs arising from next-to-leading order corrections. In Sec. III we take up the study of the lattice HM as realized in zigzag and armchair ribbons under nonuniform strain. The effects of strain on the topological transition are described in Sec. IV. Finally, in Sec. V we offer the conclusions for this work. For the sake of completeness, we have included some details of the analytical calculations in the Appendix.

## II. MODEL AND ITS CONTINUUM LIMIT

In this section we review some of the most important results for the HM. We also review its continuum-limit description both in the presence and absence of strain.

### A. Model

The Haldane model (HM) describes the hopping of *spinless* electrons (interactions are neglected) on a honeycomb lattice. The Hamiltonian for HM reads

$$\mathcal{H} = \mathcal{H}_0 + \mathcal{H}_T + \mathcal{H}_S, \quad (1)$$

$$\mathcal{H}_0 = - \sum_{i,j} t_{ij} [a_i^\dagger b_j + \text{H.c.}], \quad (2)$$

$$\mathcal{H}_T = - \sum_{i,j} t'_{ij} [e^{i v_{ij} \psi} a_i^\dagger a_j + e^{i v_{ij} \psi} b_i^\dagger b_j], \quad (3)$$

where  $t_{ij} = t$  for  $i$  and  $j$  nearest neighbors (and zero otherwise), and  $t'_{ij} = t'$  ( $= t/50$  in this work) for  $i$  and  $j$  next-nearest neighbors (and zero otherwise). In the above expression,  $a_i^\dagger$  corresponds to a creation operator for an electron at site  $i$  on the  $A$  sublattice and  $b_i^\dagger$  is a creation operator for an electron on the  $B$  sublattice. Note that the second-nearest-neighbor hopping is complex for  $\psi \neq 0$ , where  $v_{ij} = \text{sgn}(\mathbf{d}_1 \times \mathbf{d}_2)_z = \pm 1$  [1,24]. Here  $\mathbf{d}_{1,2}$  are the vectors along the two bonds linking the second-nearest neighbors. In Eq. (1),  $\mathcal{H}_S$  describes the Semenoff mass, which breaks the sublattice inversion symmetry [11,25–28] and takes the form

$$\mathcal{H}_S = \epsilon_0 \sum_i [a_i^\dagger a_i - b_i^\dagger b_i]. \quad (4)$$

In the absence of this term (i.e., for  $\epsilon_0 = 0$ ) and for  $\psi = \frac{n\pi}{2}$ , with  $n$  an odd integer, the HM exhibits particle-hole symmetry.

In order to describe strain in the tight-binding approach, the hopping amplitudes  $t$  and  $t'$  in the HM [Eqs. (1) and (2)] are shifted according to

$$t_{ij} \rightarrow t_{ij} + \frac{\beta t}{a^2} (\mathcal{R}_i - \mathcal{R}_j) \cdot [\mathbf{u}(\mathcal{R}_i) - \mathbf{u}(\mathcal{R}_j)], \quad (5)$$

$$t'_{ij} \rightarrow t'_{ij} + \frac{\beta' t'}{3a^2} (\mathcal{R}_i - \mathcal{R}_j) \cdot [\mathbf{u}(\mathcal{R}_i) - \mathbf{u}(\mathcal{R}_j)], \quad (6)$$

where  $i, j$  correspond to the nearest neighbors in the first line and to the next-nearest neighbors in the second line;  $\mathcal{R}_j$  stands for the spatial position of site  $j$ ,  $\mathbf{u}(\mathbf{r})$  is the atomic displacement field, and  $a$  is the carbon-carbon distance. The Grüneisen parameters  $\beta = \frac{d \log t}{d \log a} \simeq -3$ , as for graphene [14–16,22,29–31]. In addition, we estimate  $\beta' = \frac{d \log t'}{d \log \sqrt{3}a} \simeq -1$ . Notice that the value of  $\beta'$  depends on the particular physical mechanism giving rise to the complex hopping term in the HM. Currently there are no *faithful* solid state realizations of the HM, and therefore our choice may appear rather arbitrary. However, the conclusions of this work will not be qualitatively altered by choosing a different value for  $\beta'$ .

In addition, with the application of a real magnetic field  $\mathcal{B}_m$ , the vector gauge field  $\mathcal{A}_m$  yields a Peierls phase which modifies the hopping amplitudes by a factor [23]  $e^{\frac{i2\pi}{\Phi_0} \Delta G(\mathcal{R}_j, \mathcal{R}_k)}$ , where

$$\Delta G(\mathcal{R}_j, \mathcal{R}_k) = \int_0^1 (\mathcal{R}_k - \mathcal{R}_j) \cdot \mathcal{A}_m[\mathcal{R}_j + \lambda(\mathcal{R}_k - \mathcal{R}_j)] d\lambda. \quad (7)$$

Here we choose the gauge  $\mathcal{A}_m = (-\mathcal{B}_m y, 0)$  for the zigzag and  $\mathcal{A}_m = (0, \mathcal{B}_m x)$  for the armchair ribbons, respectively. Both result in a perpendicular magnetic field  $\mathcal{B}_m = \nabla \times \mathcal{A}_m = \mathcal{B}_m \hat{z}$ .

### B. Continuum description (unstrained system)

In the continuum limit, the electronic states in the neighborhood of the  $K$  ( $K'$ ) points of Brillouin zone can be described by the following Hamiltonian (henceforth we work in  $\hbar = 1$  units):

$$\mathcal{H} = v_F (\tau_z \sigma_x p_x + \sigma_y p_y) - \lambda_H \sigma_z \tau_z + \lambda_S \sigma_z, \quad (8)$$

where  $v_F = 3at/2$  is the Fermi velocity,  $\lambda_H = 3\sqrt{3}t' \sin \psi$ , and  $\lambda_S = \epsilon_0$ . In the above expression, the Pauli matrices  $\sigma_x, \sigma_y, \sigma_z$  describe the sublattice pseudospin, and  $\tau_z = +1$  ( $\tau_z = -1$ ) for the states around the  $K$  ( $K'$ ) point.

In the neighborhood of  $K$  and  $K'$ , the spectrum of bulk states exhibits a gap which has the form

$$\epsilon_{\lambda \tau_z}(\mathbf{p}) = s \sqrt{v_F^2 |\mathbf{p}|^2 + \Delta_{\tau_z}^2}, \quad (9)$$

where  $s = +1$  ( $s = -1$ ) for the conduction (valence) band, and  $\Delta_{\tau_z} = -\tau_z \lambda_H + \lambda_S$ . The Chern number is determined by

$$\nu = \frac{1}{2} [\text{sgn}(\Delta_-) - \text{sgn}(\Delta_+)]. \quad (10)$$

Thus, for  $\lambda_{H,S} > 0$  and  $\tau_z = +1$  (i.e., the  $K$  point), the bulk gap closes for  $\lambda_H = \lambda_S$ . At such a point, the system becomes a metal, as shown in Fig. 1(d). For  $\lambda_S < \lambda_H$ , the system is adiabatically connected to the HM with  $\lambda_S = 0$ , which is a Chern insulator with topologically protected gapless edge states. On the other hand, for  $\lambda_S > \lambda_H$ , the system is a *trivial* insulator for which the Chern number vanishes (i.e.,  $\nu = 0$ ) and no topologically protected edge states exist.

### C. Continuum description (strained system)

To leading order, the effect of nonuniform strain on the honeycomb lattice can be described by a pseudogauge field  $\mathcal{A}$ , which accounts for the shift in the foci of the Dirac cones at the  $K$  and  $K'$  valleys. Thus, Eq. (8) becomes

$$\mathcal{H} = v_F [\tau_z \sigma_x (p_x + g \mathcal{A}_x) + \sigma_y (p_y + g \mathcal{A}_y)] - \lambda_H \sigma_z \tau_z + \lambda_S \sigma_z, \quad (11)$$

where  $\mathcal{A} = \frac{3\beta}{4a} (u_{xx} - u_{yy}, -2u_{xy}) \tau_z$ , where  $u_{\alpha\beta} = \frac{1}{2} (\partial_\alpha u_\beta + \partial_\beta u_\alpha)$  is the strain tensor and  $g = \frac{2}{3}$ . Corrections to this Hamiltonian, beyond the leading order, which have previously been classified using symmetry arguments [31], are discussed below and in Appendixes A 1 and A 3. Nonuniform strain leads to a pseudogauge and pseudomagnetic field. The bulk spectrum of the continuum Hamiltonian is introduced at the outset of this section, and the position of the zeroth pLLs (henceforth referred to as 0th pLLs) is computed in Appendix A 2. It is shown there that, compared to the case of a real magnetic field, the 0th pLLs are not degenerate in energy. This is confirmed by the tight-binding calculations, as we discuss in Sec. III.

Next we consider the possible strain profiles that can give rise to uniform pseudomagnetic fields in a ribbon geometry, which also allows us to study the edge states. To this end, we

consider the lattice limit described by the tight-binding model in a ribbon geometry. Preserving translational invariance in the direction along the ribbon edge allows us to work with smaller matrix sizes. Requiring translational invariance along the ribbon edge constrains the kind of nonuniform strain that we can study. Thus, for a displacement field  $\mathbf{u}(\mathbf{r})$ , taking the ribbon edge along  $\hat{\mathbf{n}}(\hat{\mathbf{n}}^2 = 1)$ , requires the atomic displacement along the edge, i.e.,  $u_{\parallel} = \hat{\mathbf{n}} \cdot \mathbf{u}$ , to be a constant (which we take to be zero in what follows). In addition, we must require that the displacement perpendicular to the edge, i.e.,  $u_{\perp} = |\hat{\mathbf{z}} \cdot (\hat{\mathbf{n}} \times \mathbf{u})|$  ( $\hat{\mathbf{z}}$  is the unit vector perpendicular to the ribbon), is independent of the coordinate along the edge, i.e.,  $\hat{\mathbf{n}} \cdot \mathbf{r}$ .

In what follows, we specialize the above considerations to the two most general types of edge terminations of the honeycomb lattice, namely the zigzag and the armchair. First, let us consider a zigzag edge (cf. Fig. 1) along the  $x$  direction (i.e.,  $\hat{\mathbf{n}} = \hat{\mathbf{x}}$ ). The armchair direction corresponds to the  $y$  axis (cf. Fig. 1). For the zigzag edge, we require that  $u_{\parallel} = u_x = 0$  and  $u_{\perp} = u_y = u_y(y)$ , which implies that the strain tensor components are  $u_{xx} = 0$  and  $u_{xy} = 0$ , and  $u_{yy} = \partial_y u_y(y)$ . In order to obtain a constant pseudomagnetic field, we use a nonuniform strain of the form  $u_{yy} = \partial_y u_y = 2C(y - \frac{L}{2})$ , where the ribbon width is  $L = \frac{3}{2}aN$ , where  $N$  is the number of atomic rows (cf. Fig. 1). For this choice, the zigzag ribbon remains unstrained (clamped) at the center, but it is stretched at the top and compressed at the bottom edge. The strain gauge field is  $\mathcal{A} = -\frac{3\beta}{4a}u_{yy}(1,0)\tau_z$ , which results in a uniform pseudomagnetic field  $\mathcal{B}_s = \frac{3\beta}{2a}C\tau_z\hat{\mathbf{z}}$ . Note that, unlike a real magnetic field, the pseudomagnetic field has opposite sign at opposite valleys (i.e.,  $\mathcal{B}_s \propto \tau_z$ ) because strain does not break time-reversal symmetry.

For the armchair edge, translational invariance requires that  $\partial_y u_{\parallel} = \partial_y u_y = 0$  and  $\partial_y u_{\perp} = \partial_y u_x = 0$ . Thus, we choose  $u_y = C(x - \frac{L}{2})^2$  where the ribbon width  $L = \frac{\sqrt{3}}{2}aN$ . The strain tensor components are  $u_{xx} = u_{yy} = 0$  and  $u_{xy} = C(x - \frac{L}{2})$ , and therefore the strain in this case is pure shear strain as the strain tensor is traceless. Since the lattice displacement is along  $y$ , the ribbon is thus bent like a Corbino, with the maximum strain taking place at the right edge, vanishing at the ribbon center, and becoming negative at the left edge. This strain gives rise to a gauge field  $\mathcal{A} = -\frac{3\beta}{2a}u_{xy}(0,1)\tau_z$  and thus  $\mathcal{B}_s = -\frac{3\beta}{2a}C\tau_z\hat{\mathbf{z}}$ .

Notice that for the zigzag ribbon the strain tensor is uniaxial, that is, not traceless:  $u_{xx} + u_{yy} = u_{yy} \neq 0$ . Thus, together with the pseudogauge field  $\mathcal{A}$ , the following terms are also present in the continuum Hamiltonian in Eq. (11):

$$\mathcal{H}' = (u_{xx} + u_{yy})(\gamma\sigma_0 + \gamma'\sigma_z + \gamma''\tau_z\sigma_z), \quad (12)$$

where  $\sigma_0$  is the unit matrix in the sublattice pseudospin. For example, for the HM with the nearest and next to the nearest-neighbor hopping  $\gamma = \frac{3}{2}\beta't' \cos \psi$  (see Appendix A 1), which vanishes for  $\psi = \frac{\pi}{2}$ . The expressions for  $\gamma'$  and  $\gamma''$  for the HM are given in Appendix A 1. However, specific physical realizations of the HM will contain longer range hopping terms, which lead to modified values for  $\gamma'$  and  $\gamma''$ . In particular, the deformation potential  $\propto \gamma\sigma_0$  has been shown to lead to the collapse of the Landau levels for large values of  $\gamma$  [19]. A similar collapse is also expected to take place for the HM. Here we show that the nonvanishing trace of the

strain tensor introduces further corrections to the continuum Hamiltonian [31], which account for the tilt of the pseudo-Landau levels (see Appendix A 3 for detailed discussion of this point and Sec. IV for a discussion of their effect on the tight-binding band structure).

Beyond the leading order Hamiltonian, Eq. (11), the following corrections are obtained [31]:

$$\begin{aligned} \mathcal{H}'' &= \alpha(u_{xx} + u_{yy})(\tau_z\sigma_x p_x + \sigma_y p_y) \\ &+ \alpha'[(u_{xx}\tau_z\sigma_x p_x + u_{yy}p_y\sigma_y) \\ &+ u_{xy}(\sigma_y p_x + \tau_z\sigma_x p_y)], \end{aligned} \quad (13)$$

where  $\alpha = \frac{3}{8}\beta t$  and  $\alpha' = 2\alpha$  for the HM. The first term ( $\propto \alpha$ ) is an isotropic correction to the magnitude of  $v_F$  [31], whereas the second term ( $\propto \alpha'$ ) is an anisotropic correction to it [31].

As we show in detail in Appendix A 3, Eqs. (12) and (13) lead to momentum dependent corrections to the pLL energy:

$$\Delta\epsilon'_{n\pm}(\tau_z) = \langle \Psi_{n\pm}(\tau_z) | \mathcal{H}' | \Psi_{n\pm} \rangle \propto (\beta't')(p_x \ell), \quad (14)$$

$$\Delta\epsilon''_{n\pm}(\tau_z) = \langle \Psi_{n\pm}(\tau_z) | \mathcal{H}'' | \Psi_{n\pm} \rangle \propto (\beta t)(p_x a), \quad (15)$$

where  $|\Psi_{n\pm}(\tau_z)\rangle$  are the pLLs eigenfunctions (see Appendix A 2 for details) and  $\ell = (2gB_s)^{-1/2}$  is the pseudomagnetic length. Explicit expressions for these energy corrections are given in Eqs. (A29) and (A35) in Appendix A 3. Notice that even though  $\beta't'/(bt) \simeq \frac{1}{150} \ll 1$ , the continuum limit approximation requires that  $\ell/a \gg 1$  and also  $\Delta\epsilon''_{n\pm}$  become small for  $n \rightarrow 0$ , whereas  $\Delta\epsilon'_{n\pm}$  approaches a constant. Thus,  $\Delta\epsilon'_{n\pm}(\tau_z)/\Delta\epsilon''_{n\pm}(\tau_z) \sim 10$  for the lowest pLLs, that is, the tilt arising from the deformation potential of Eq. (12) dominates over the correction arising from the correction to  $v_F$  [cf. Eq. (13)]. Furthermore, when considering the 0th pLLs, we find  $\Delta\epsilon'_0(\tau_z) = 0$  and  $\Delta\epsilon''_0(\tau_z) \neq 0$ . Nevertheless, for graphene  $\Delta\epsilon'_{n\pm} = 0$ , so that the tilt observed in the pLLs with  $n > 0$ , Fig. 2(a), arises entirely from the corrections to  $v_F$ , Eq. (13) [see also Eq. (A29) in Appendix A 3]. Also, the tilt does not appear for a real magnetic field because no terms similar to  $\mathcal{H}'$  and  $\mathcal{H}''$  are present in this case.

Using the expressions provided in Appendix A 3 for  $\Delta\epsilon'_{n\pm}(\tau_z)$  and  $\Delta\epsilon''_{n\pm}(\tau_z)$ , the following relations can be established: For the HM in the presence of Semenoff mass, the total energy shift  $\Delta\epsilon_{n\pm}(\tau_z) = \Delta\epsilon'_{n\pm}(\tau_z) + \Delta\epsilon''_{n\pm}(\tau_z)$  obeys

$$\Delta\epsilon_{n\pm}(\tau_z) = -\Delta\epsilon_{n\mp}(\tau_z). \quad (16)$$

That is, the tilts of the pLLs splitting of the conduction and valence band have opposite signs. In addition, in the absence of Semenoff mass and for  $\psi = \frac{\pi}{2}$  which is relevant to the tight-binding calculations that we report in the following section, we have

$$\Delta\epsilon_{n\pm}(\tau_z) = \Delta\epsilon_{n\mp}(-\tau_z), \quad (17)$$

which relates the tilts of the pLLs in opposite valleys. Combining Eqs. (16) and (17), we obtain

$$\Delta\epsilon_{n\pm}(\tau_z) = -\Delta\epsilon_{n\pm}(-\tau_z). \quad (18)$$

This result implies that pLLs with the same indices ( $n, \pm$ ) at opposite valleys are tilted in opposite directions. In Sec. III A these results are confirmed numerically by diagonalizing the tight-binding Hamiltonian of a zigzag ribbon under uniaxial



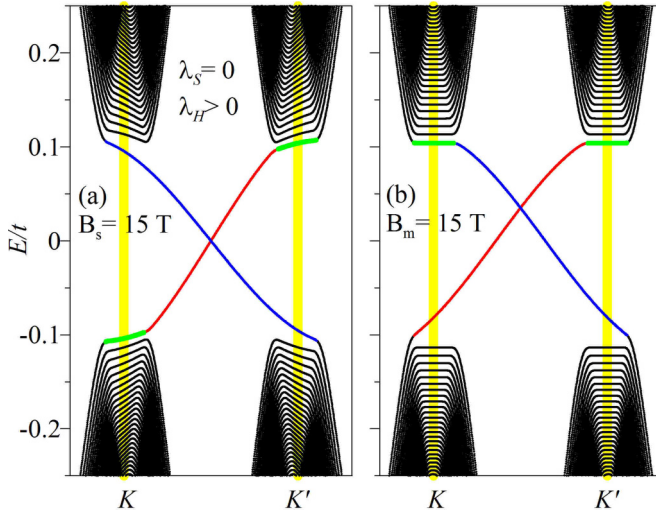


FIG. 3. Band structure of a zigzag ribbon described by the Haldane model with a Haldane mass  $\lambda_H = 3\sqrt{3}t'$  subject to (a) a nonuniform uniaxial strain leading to a constant pseudomagnetic field  $B_s = 15$  T and (b) a real magnetic field  $B_m = 15$  T. In both cases, the position of the zeroth Landau levels is highlighted in green.

strain. It is also worth noting that, in a general case (e.g.,  $\psi \neq \frac{n\pi}{2}$  and nonzero  $\gamma'$ ), there will be extra contributions to energy shift  $\Delta\epsilon'_{n\pm}$ . The latter do not respect the last two of the above relations, namely Eqs. (16) and (17), which are violated by the correction to the Semenoff mass, i.e., by the term proportional to  $\gamma'$  in Eq. (12).

In the strained armchair ribbons, the energy of the pLLs does not get corrected to leading order. Since the strain profile leads to purely shear strain, and therefore  $u_{xx} + u_{yy} = 0$ , there is no contribution to the energy shift from  $\mathcal{H}'$  and the first term of  $\mathcal{H}''$  (i.e., the isotropic correction to  $v_F$ ). However the anisotropic correction to  $v_F$  (second term of  $\mathcal{H}'$ ) is finite because  $u_{xy} \neq 0$ . The details of derivation of this result are provided in Appendix A3, after taking into account the boundary conditions for the armchair edge, which mix the two valleys. Therefore, for the armchair ribbons described by the HM, we expect no linear tilt in the pLL dispersion unlike for the zigzag case. This prediction is in agreement with the results obtained from the tight-binding approach discussed below.

### III. TIGHT-BINDING APPROACH

In this section we discuss the results obtained by studying the HM in strained ribbons using the tight-binding approach. We show that this approach, which yields the full band structure of the ribbon, confirms the results obtained from the continuum model, but it also provides detailed information about the dispersion of the edge states away from the  $K$  and  $K'$  points. We first focus on the case for which the sublattice inversion-breaking potential (i.e., the Semenoff mass) is absent. In the following section, we discuss the effect of the combination of strain and Semenoff mass at the critical point of the topological phase transition.

#### A. Zigzag ribbon

In Fig. 3(a) we show the spectrum of a zigzag ribbon described by the HM under nonuniform (uniaxial) strain. For

the zigzag direction, the (crystal) momentum along the edge ( $k_x$ ) is a good quantum number and the  $K$  and  $K'$  valleys are projected at opposite  $k_x$  points relative to the center of the ribbon Brillouin zone (BZ). As shown in Fig. 3(a), the position of the 0th pLLs at opposite valleys  $K$  and  $K'$  is symmetrically located in energy relative to the center of the band gap. This should be contrasted with the case of a real magnetic field shown in Fig. 3(b) [32], for which the 0th LLs at the two valleys are degenerate in energy (the levels split off the bottom of the conduction band for our choice of model parameters). Notice that a perpendicular magnetic field preserves the 2D inversion symmetry (understood as a 180 deg rotation about an axis perpendicular to the center of the ribbon, which maps  $x \rightarrow -x$  and  $y \rightarrow -y$  but  $z \rightarrow z$  and  $K \leftrightarrow K'$ ). In the absence of sublattice symmetry breaking, this symmetry is responsible for the degeneracy of the bulk spectra in the HM at  $K$  and  $K'$ , of which the degeneracy of the 0th LL is just one manifestation. However, the uniaxial strain profile applied to the zigzag ribbon does not respect the 2D inversion symmetry of the ribbon.

Besides the different position of the 0th pLLs at opposite valleys, strain also introduces a tilt of the pLLs, as it can be seen in Fig. 3(a). This tilt is absent for the ribbon subject to a perpendicular magnetic field. The tilt has also the opposite sign for the pLLs splitting off the conduction and valence bands. In addition, for the same band with the same  $n$ , pLLs at opposite valleys are tilted in opposite directions. These observations are in agreement with the relations (16) through (18), derived in Sec. II C from the continuum-limit approach.

Nonuniform strain slightly modifies the dispersion of edge states, as shown in Fig. 3(a). However, despite the modification, the integrity of the topologically protected states on the zigzag edge is not affected by the application of uniaxial strain. Nevertheless, notice that, compared to the case of a real magnetic field, the bands of edge states corresponding to different edges disperse differently and are no longer symmetric about the center of the BZ. The top edge band connects the 0th pLLs and exhibits a different dispersion from the bottom edge band. Indeed, from an analysis of the wave functions, we observe that the latter band is localized at the bottom edge for all values of  $k_x$  and does not mix with the pLLs. However, for the top edge, the edge states evolve into bulk states for  $k_x$  in the neighborhood of  $K$  and  $K'$ , where they mix with the 0th pLLs. This can be understood as follows. In the continuum approach, for a real magnetic field the guiding center of the LLs is  $y_0(p_x, \tau_z) = p_x \ell^2$ , where  $\ell$  is the magnetic length. Thus, independently of the valley from which they originate, the states with  $p_x > 0$  (i.e.,  $y_0 > 0$ ) and  $p_x < 0$  (i.e.,  $y_0 < 0$ ) are localized on opposite sides relative to the center of the ribbon (which corresponds to  $y_0 = 0$  in the continuum limit). As  $k_x \sim p_x$  shifts away from the center of the BZ, the two edge-state bands at opposite edges evolve into the two 0th LLs at opposite valleys, which are degenerate because of inversion symmetry [cf. Fig. 3(b)]. On the other hand, for nonuniform strain, the guiding center is  $y_0(p_x, \tau_z) = \tau_z p_x \ell^2$  [cf. Eq. (A30)]. Hence, going from one valley to the other (i.e.,  $\tau_z \rightarrow -\tau_z$ ) is akin to  $p_x \rightarrow -p_x$ , and therefore  $y_0(p_x, -\tau_z) = y_0(-p_x, \tau_z) = -y_0(p_x, \tau_z)$ . That is, from one valley to the other, the guiding center changes sign relative to the center of the ribbon. This requires that the same

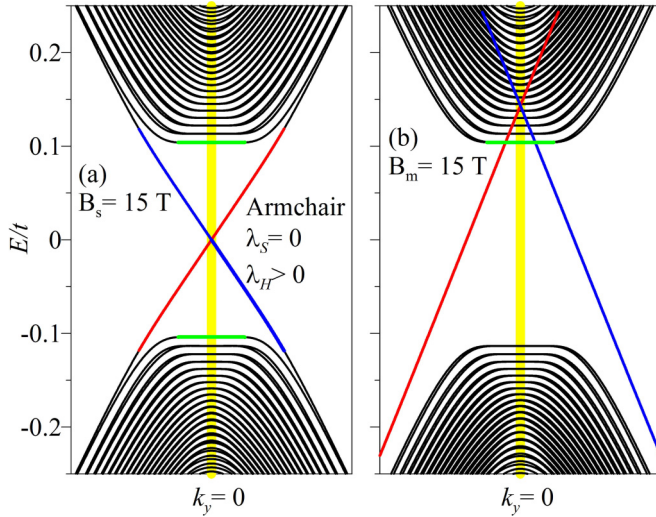


FIG. 4. Band structure of an armchair ribbon described by the Haldane model subject to nonuniform shear strain. Model parameters are the same as in Fig. 3.

band of edge states (here, the top edge one) evolves into the 0th pLL at both valleys and thus crosses the gap connecting them. However, the other edge band does not mix with the pLLs and does not cross them either. In this regard, our observations differ from the conclusion reached by Ghaemi *et al.* [17], who solved the Dirac equation and argued that the edge-state bands should be connected to high energy states and cross the 0th pLL without hybridizing with it. As shown in the following section, such a description is also not accurate for the armchair ribbon.

### B. Armchair ribbon

Along the armchair direction, the  $K$  and  $K'$  points are projected on  $k_y = 0$ , i.e., at the center of the BZ. In the continuum limit, the armchair boundary conditions couple the  $K$  and  $K'$  valleys to each other [30,33]. Therefore, unlike the zigzag ribbon, there is only one conduction band minimum and one valence band maximum at  $k_y = 0$ . The gap between the two bands is controlled by the Haldane mass. Inside the gap, a pair of topologically protected *edge*-state bands, corresponding to the edge states at the left and right edge, intersect at  $k_y = 0$ .

The band structure of a strained armchair ribbon described by the HM is shown in Fig. 4. Application of nonuniform shear strain in this case also leads to the appearance of pLLs, see Fig. 4(a). Unlike the case of a real magnetic field [cf. Fig. 4(b)], the 0th pLLs split from the bottom and top of the conduction and valence band, respectively, and are therefore located symmetrically relative to the center of the gap. However, notice that the pLLs do not exhibit a linear tilt and their dispersion with  $k_y$  is rather flat. This is in agreement with the expectations from the continuum-limit model, as discussed in Sec. II C and Appendix A 3. As mentioned above, for pure shear strain, the corrections to energy of the pLLs stem from the second term in  $\mathcal{H}''$  [cf. Eq. (13)]. The latter is proportional to the Grüneisen parameter  $\beta$ . By computing the band structure of strained ribbons with increasingly large values of  $\beta$  (from  $\beta = 3$  to  $\beta = 6$ ) we have checked that no tilt linear in  $k_y$  is present

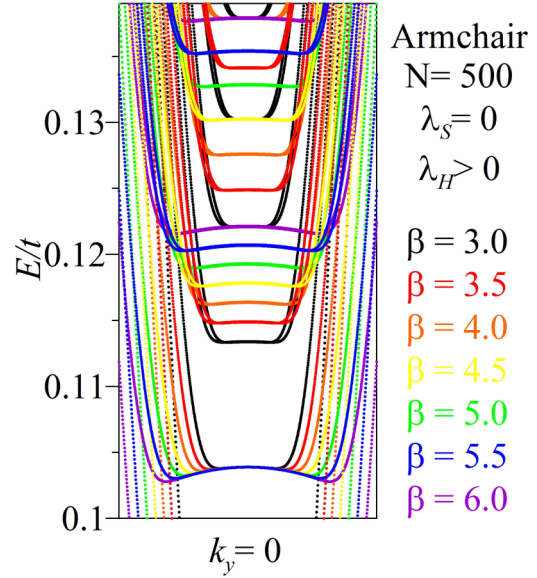


FIG. 5. Pseudo-Landau levels (pLLs) for an armchair ribbon subject to nonuniform shear strain for different values of the Grüneisen parameter  $\beta$ , which controls the magnitude of the corrections to the leading order pLL energy. Notice that the corrections of the flat dispersion of the pLLs seem to be at least quadratic in  $k_y$ .

(cf. Fig. 5). Indeed, numerically the leading order correction appears to be quadratic. The latter should result from the second order term in the perturbation series in  $\mathcal{H}''$ . However, the analytical computation of such corrections beyond first order lies beyond the scope of this work.

Similar to the zigzag ribbon, we find that strain does not strongly modify dispersion of the edge-state bands. However, unlike the zigzag ribbon, in this case none of the edge state connects to the 0th pLLs (and they also do not cross the 0th LLs without hybridizing as suggested in Ref. [17]). Figure 4(a) shows that the effects of shear strain are also qualitatively different as the energy of the in-gap states is not shifted near  $k_y = 0$ , as it happens when the ribbon is subject to a real magnetic field, see Fig. 4(b) (however, notice that in this case the edge-state bands are connected to high energy states and do cross the 0th LLs without hybridizing with it).

It is also interesting to notice that in the armchair case the penetration of the edge states into the bulk is much larger than for the zigzag edge (cf. Fig. 6). Indeed, for the armchair

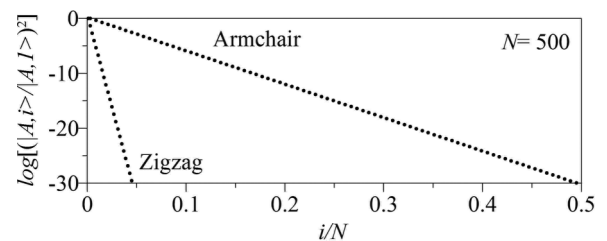


FIG. 6. Normalized spatial wave function (on sublattice A) of edge states, showing that the penetration from the topological edges into the bulk is very different for the zigzag and armchair edges. The edge state taken is a quarter way between  $K$  and  $K'$  for the zigzag case and  $k_y = 0$  for the armchair case.

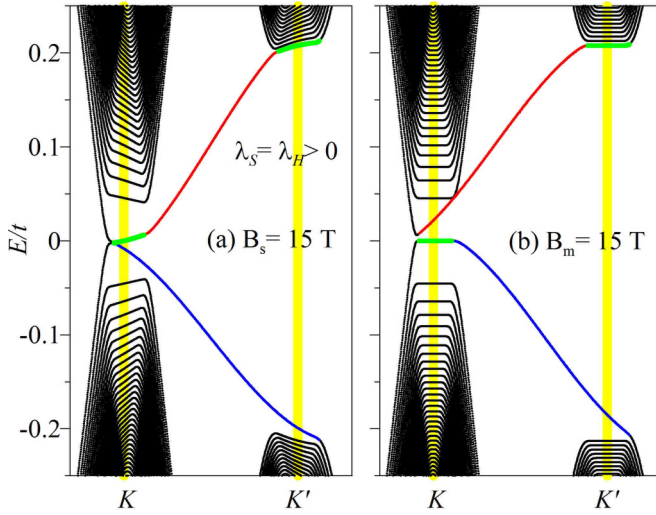


FIG. 7. Effect of nonuniform strain on the band structure of a zigzag ribbon at the topological critical point. (a) Under nonuniform strain leading to a pseudomagnetic field, pseudo-Landau levels emerge, with the edge bands becoming degenerate near the  $K$  point. (b) Under a real magnetic field, the degeneracy of the edge bands is lifted. Parameters are the same as for Fig. 3. However, the value of the inversion symmetry breaking potential is tuned to the critical point of the topological transition where  $\lambda_S = \lambda_H$  [cf. Eq. (8)].

edge, the penetration is determined by the band gap (i.e.,  $t'$ ), whereas for the zigzag edge, the edge states are already present for  $t' = 0$ , and the penetration is determined by the bandwidth ( $\sim t$ ). Nevertheless, despite the larger penetration length for the armchair edge, nonuniform strain has a very weak effect on the dispersion.

#### IV. EFFECTS OF STRAIN AT CRITICALITY

Finally, in this section, we shall study the effects of nonuniform strain on the critical point of the topological phase transition, i.e., for  $\lambda_S = \lambda_H$ . The Semenoff mass breaks (sublattice) inversion symmetry and lifts the degeneracy between the two valleys [cf. Fig. 1(d)]. At the critical point, the gap closes at one of the valleys [cf. Fig. 1(d)] and the system becomes a metal.

Nevertheless, even though the band gap closes in one of the valleys (here  $K$ ), the band structure near  $K$  is still very different from strained graphene [cf. Fig. 2(a)]. For the strained zigzag edge, Fig. 7(a) shows that the 0th pLL is tilted. The origin of this tilt is again the shift  $\Delta\epsilon'_{n\pm}$  ( $\tau_z = +1$ ) discussed in Sec. II C [cf. Eq. (14)], which originates from the deformation potential that corrects the (topological) band gap [i.e., the term proportional to  $\gamma''\tau_z\sigma_z$  in Eq. (12)]. Note that, although in the present tight-binding calculation the other terms ( $\gamma$  and  $\gamma'$ ) are set to zero, this result will not change for nonvanishing  $\gamma$  and  $\gamma'$  unless fine tuning of these deformation potentials nullifies the correction arising from  $\mathcal{H}'$  in Eq. (12).

In Fig. 7 we also compare the effects of a real magnetic field and nonuniform strain for the zigzag edge. Notice that, whereas the magnetic field splits the degeneracy between the edges state bands at opposite sides of the ribbon and opens a (small) gap, strain does not. Thus, it seems that the system

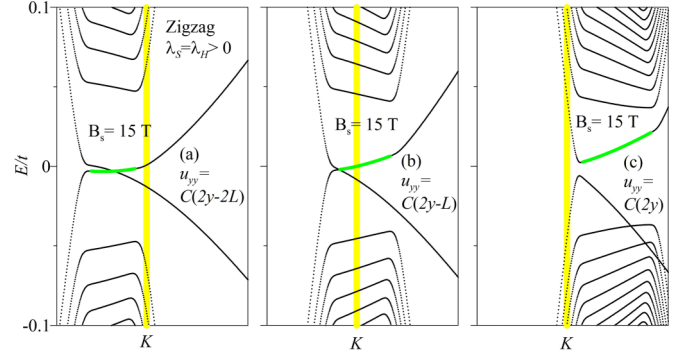


FIG. 8. Band structure of a zigzag ribbon described by the Haldane model at the topological phase boundary (i.e., for  $\lambda_S = \lambda_H = 3\sqrt{3}t'$ ) subject to a pseudomagnetic field  $B_s = 15 \text{ T}$  originating from nonuniform uniaxial strain generated by (a)  $u_{yy} = 2C(y - L)$ , (b)  $u_{yy} = 2C(y - \frac{L}{2})$ , and (c)  $u_{yy} = 2C y$ .

remains gapless after the application of nonuniform strain. In order to further investigate whether the band touching is robust against the type of strain profile, we consider three different types of strain profiles corresponding to different parts of the ribbon being clamped and strained, respectively shown in Fig. 8. The strain profile used in Figs. 7(a) and 8(b), i.e.,  $u_{yy} = 2C(y - \frac{L}{2})$ , corresponds to the center of the ribbon being clamped while one of the edges is stretched and the other compressed. In this case, the bottom-edge band touches the 0th pLL in the neighborhood of the  $K$  point and the system remains gapless. However, for the strain profile corresponding to  $u_{yy} = C(2y - 2L)$ , for which the upper edge at  $y = L$  is clamped and the bottom edge is compressed, the bottom-edge band crosses the 0th pLL. Finally, for  $u_{yy} = 2C y$  (bottom edge clamped and lower edge stretched), a small gap opens in the neighborhood of  $K$  and the behavior of the lowest subbands under strain is reminiscent of the case of a real magnetic field. Thus, we conclude the band touching is not robust and actually depends on the type of strain profile applied to the ribbon.

#### V. CONCLUSIONS

Nonuniform strain induces a pseudomagnetic field and pseudo-Landau levels in the band structure of strained ribbons described by the Haldane model. However, unlike a real magnetic field, the band structure of ribbons under such a strain shows distinct features. One such feature is the absence of degenerate zeroth (pseudo-)Landau levels at different valleys that is characteristic of a real magnetic field [1]. Unlike an inversion-symmetry breaking staggered potential (i.e., a ‘‘Semenoff mass’’), strain only modifies weakly the magnitude of the band gap and does not affect strongly the topologically protected edge states. This indicates that the topologically nontrivial phase is robust against strain, thus confirming an observation made earlier by Ghaemi and co-workers, [17] who relied on the continuum-limit Dirac equation.

However, departing from the conclusions reached in Ref. [17], we observe a very different interplay of the edge state bands with the pseudo-Landau levels. For instance, our tight-binding results show that the topologically protected edge-state bands in both zigzag and armchair ribbons do not



cross the zeroth pseudo-Landau level without hybridizing with it (as it happens for a real magnetic field in the armchair edge). In addition, for the zigzag ribbon one of the branches of the edge state smoothly evolves into bulk states by connecting the two zeroth pseudo-Landau levels, whereas the other branch remains entirely localized at the edge. We also observe that the pseudo-Landau levels are tilted along the zigzag direction, which lifts the degeneracy of the bulk states with the pseudo-Landau level. The dominant contribution to this tilt for the lowest pseudo-Landau levels arises from the deformation potential that also modifies the size of the gap under uniaxial strain. For higher Landau levels, the strain-induced correction to the Fermi velocity which accounts for the tilt in graphene becomes dominant. For the armchair ribbon, the dispersion of the in-gap states is barely modified from their unstrained form, despite their large penetration into the bulk. In this case, as for the zigzag ribbon, we also find that the edge bands do not cross the zeroth pseudo-Landau level.

Finally, at the critical point of the topological phase transition where one of the valleys becomes gapless, we have shown that nonuniform strain has different effects on the pseudo-Landau levels than for the purely gapless graphene. Some of the differences, like the tilt of the zeroth pseudo-Landau level, can be traced back to the deformation potentials that are present in the Haldane model but not in graphene.

#### ACKNOWLEDGMENTS

We thank Maria A. H. Vozmediano for fruitful discussions and collaboration in the early stages of this project. Y.-H.H. and M.A.C. acknowledge the support from the Ministry of Science and Technology, Taiwan under Contract No. NSC 102- 2112-M-007-024-MY5, and Taiwan's National Center of Theoretical Sciences (NCTS). E.V.C. acknowledges partial support from FCT-Portugal through Grant No. UID/CTM/04540/2013.

#### APPENDIX: DETAILS

##### 1. Band gap and Fermi velocity corrections

Within the  $\mathbf{k} \cdot \mathbf{p}$  approach, in the absence of strain, the next-nearest-neighbor hopping term [cf. Eq. (3)] yields the following contribution to the continuum Hamiltonian:

$$\mathcal{H}_g = 3t'(\cos \psi \sigma_0 + \sqrt{3} \sin \psi \tau_z \sigma_z). \quad (\text{A1})$$

The term  $\mathcal{H}_g$  gives rise to the Haldane mass, which gives rise to the band gap  $E_g = 6\sqrt{3}t' \sin \psi$ . The contribution due to the strain arising from the second-neighbor hopping reads

$$\mathcal{H}'_g = \frac{3}{2}\beta' t'(u_{xx} + u_{yy})(\cos \psi \sigma_0 + \sqrt{3} \sin \psi \tau_z \sigma_z), \quad (\text{A2})$$

$$\begin{aligned} \mathcal{H}''_g &= \frac{3\sqrt{3}}{4}a\beta' t'[-(u_{xx} - u_{yy})p_x + 2u_{xy}p_y] \\ &\times (\sqrt{3} \cos \psi \tau_z \sigma_0 - \sin \psi \sigma_z), \end{aligned} \quad (\text{A3})$$

where we have taken  $\beta' = \frac{d \log t'}{d \log \sqrt{3}a} \simeq -1$  as the Grüneisen parameter for the next-nearest-neighbor hopping ( $t'$ ).  $\mathcal{H}'_g$  yields correction of the size of the band gap for the zigzag ribbon. However, for the armchair ribbon with  $\psi = \pi/2$

and  $u_{xy} \neq 0$ ,  $\mathcal{H}'_g = 0$  and therefore the band gap of the strained armchair is not affected by strain. To leading order in perturbation theory,  $\mathcal{H}''_g$  does not lead to momentum dependent corrections to the energy of the pLLs.

##### 2. Zeroth Landau level in strained Haldane

In the presence of strain, the Haldane model in the continuum limit takes the form

$$\mathcal{H} = v(\tau_z \sigma_x \Pi_x + \sigma_y \Pi_y) - \lambda_H \sigma_z \tau_z + \lambda_S \sigma_z, \quad (\text{A4})$$

where  $\Pi = \mathbf{p} + g\mathcal{A}$  and  $\mathcal{A}$  is the pseudogauge field. In terms of the strain tensor

$$\mathcal{A} \propto \tau_z(-u_{xx} + u_{yy}, 2u_{xy}). \quad (\text{A5})$$

For the zigzag direction,  $u_y \propto y^2$ , this leads to a pseudomagnetic field:

$$\mathcal{B}_s = \nabla \times \mathcal{A} = -\mathcal{B}_s \tau_z \hat{z}. \quad (\text{A6})$$

For the above choice of the atomic displacement field, the problem of diagonalizing  $\mathcal{H}$  in each valley is akin to solving the 2D Dirac equation for the (pseudo-)Landau level (pLL) in the Landau gauge, i.e.,

$$\mathcal{A} = \tau_z(\mathcal{B}_s y, 0). \quad (\text{A7})$$

Thus, the Hamiltonian takes the matrix form ( $g = \frac{2}{3}$ )

$$\mathcal{H} = \begin{pmatrix} -\lambda_H \tau_z + \lambda_S & v[\tau_z(p_x + g\mathcal{B}_s \tau_z y) - ip_y] \\ v[\tau_z(p_x + g\mathcal{B}_s \tau_z y) + ip_y] & \lambda_H \tau_z - \lambda_S \end{pmatrix}. \quad (\text{A8})$$

Note that, in the Landau gauge,  $p_x$  is a constant of motion, i.e.,  $[p_x, \mathcal{H}] = 0$ . The operators

$$\pi^\pm = \frac{1}{\sqrt{2g|\mathcal{B}_s|}}(\tau_z p_x + g\mathcal{B}_s y \pm ip_y) \quad (\text{A9})$$

obey

$$[\pi^+, \pi^-] = \text{sgn}(\mathcal{B}_s). \quad (\text{A10})$$

Thus, the sign of  $\mathcal{B}_s$  determines which operator of the pair  $\Pi^\pm$  behaves as the raising and lowering operator, e.g., for  $\mathcal{B}_s > 0$ ,  $\pi^+$  ( $\pi^-$ ) behaves as the pLL lowering (raising) operator. It is convenient to introduce the cyclotron frequency  $\omega_c = v\sqrt{2g|\mathcal{B}_s|}$  and  $\Delta_{\tau_z} = \lambda_H \tau_z - \lambda_S$ , which allows us to write

$$\mathcal{H} = \begin{pmatrix} -\Delta_{\tau_z} & \omega_c \pi^- \\ \omega_c \pi^+ & \Delta_{\tau_z} \end{pmatrix}. \quad (\text{A11})$$

Hence,

$$\mathcal{H}^2 = \begin{pmatrix} \Delta_{\tau_z}^2 + \omega_c^2 \pi^- \pi^+ & 0 \\ 0 & \Delta_{\tau_z}^2 + \omega_c^2 \pi^+ \pi^- \end{pmatrix}. \quad (\text{A12})$$

Let us consider the two possible cases, i.e.,  $\mathcal{B}_s < 0$  and  $\mathcal{B}_s > 0$ . For  $\mathcal{B}_s > 0$ , we can identify  $a = \pi^+$  (i.e., lowering) and  $a^\dagger = \pi^-$  (i.e., raising). Hence,

$$\mathcal{H} = \begin{pmatrix} -\Delta_{\tau_z} & \omega_c a^\dagger \\ \omega_c a & \Delta_{\tau_z} \end{pmatrix}, \quad (\text{A13})$$

$$\mathcal{H}^2 = \begin{pmatrix} \Delta_{\tau_z}^2 + \omega_c^2 n & 0 \\ 0 & \Delta_{\tau_z}^2 + \omega_c^2 (n+1) \end{pmatrix}. \quad (\text{A14})$$



Hence, the eigenvectors are

$$|\Psi_{n\pm}(\tau_z)\rangle = \frac{1}{\sqrt{2[1 + \lambda_{n\pm}^2(\tau_z)]}} \begin{pmatrix} |n\rangle \\ \lambda_{n\pm}(\tau_z)|n-1\rangle \end{pmatrix}, \quad (\text{A15})$$

where

$$\lambda_{n\pm}(\tau_z) = \frac{\Delta_{\tau_z} \pm \sqrt{\Delta_{\tau_z}^2 + \omega_c^2 n}}{\omega_c \sqrt{n}}, \quad (\text{A16})$$

and energy eigenvalue  $\epsilon_n^\pm = \pm \omega_c \sqrt{\Delta_{\tau_z}^2 + \omega_c^2 n}$  for  $n \neq 0$ . However, the 0th pLL requires a separate treatment. In such case, the following state:

$$|\Psi_0(\tau_z)\rangle = \begin{pmatrix} |0\rangle \\ 0 \end{pmatrix}, \quad (\text{A17})$$

which satisfies

$$\mathcal{H}|\Psi_0(\tau_z)\rangle = -\Delta_{\tau_z}|\Psi_0(\tau_z)\rangle, \quad (\text{A18})$$

is an eigenstate with energy  $\epsilon_0 = -\Delta_{\tau_z} = -\lambda_H \tau_z + \lambda_S$ . On the other hand, for  $\mathcal{B}_s < 0$ , we have  $a = \pi^-$  (i.e., lowering) and  $a^\dagger = \pi^+$  (i.e., raising), which leads to

$$\mathcal{H} = \begin{pmatrix} -\Delta_{\tau_z} & \omega_c a \\ \omega_c a^\dagger & \Delta_{\tau_z} \end{pmatrix}, \quad (\text{A19})$$

$$\mathcal{H}^2 = \begin{pmatrix} \Delta_{\tau_z}^2 + \omega_c^2(n+1) & 0 \\ 0 & \Delta_{\tau_z}^2 + \omega_c^2 n \end{pmatrix}. \quad (\text{A20})$$

Focusing again on the 0th pLL, which is described by the state:

$$|\Psi_0(\tau_z)\rangle = \begin{pmatrix} 0 \\ |0\rangle \end{pmatrix}, \quad (\text{A21})$$

we have

$$\mathcal{H}|\Psi_0(\tau_z)\rangle = \Delta_{\tau_z}|\Psi_0(\tau_z)\rangle \quad (\text{A22})$$

and hence  $\epsilon_0 = \lambda_H \tau_z - \lambda_S$ . The above results can be summarized in the following expression:

$$\epsilon_0 = -\Delta_{\tau_z} \text{sgn}(\mathcal{B}_s) = (\lambda_S - \lambda_H \tau_z) \text{sgn}(\mathcal{B}_s), \quad (\text{A23})$$

which implies that, for given  $\text{sgn}(\mathcal{B}_s)$  and  $\lambda_S = 0$ , the 0th pLLs have opposite energy (relative to the middle of the gap) in opposite valleys. It is also worth noticing that the wave functions of pLLs in both valleys have the same sublattice structure.

On the other hand, repeating the calculation for real magnetic field in the Landau gauge field, i.e.,

$$\mathcal{A}_m = (-\mathcal{B}_m y, 0), \quad (\text{A24})$$

yields (for  $\lambda_S = 0$ )

$$\epsilon_0 = \lambda_H \text{sgn}(\mathcal{B}_m), \quad (\text{A25})$$

which implies that the 0th LLs in different valleys are degenerate in energy. In addition, the wave functions of the LLs on different valleys have the opposite sublattice structure, which is different from the case of strain.

Finally, let us note that the discussion in this Appendix is adapted to the zigzag edge (see below for the armchair case) although the boundary conditions (BCs) for the latter,

$$\langle x, y = 0 | \psi_{A\tau} \rangle = 0, \quad (\text{A26})$$

for  $\tau = K, K'$ , have not been explicitly enforced. When the BCs are enforced, the eigenvalues of the operator  $n = a^\dagger a$  are no longer integers and become dependent on  $p_x$ ; the spectrum of the eigenstates localized near the edge reflects the effects of confinement and no longer takes the simple form  $\epsilon_n^\pm = \pm \sqrt{\Delta_{\tau_z}^2 + v^2 n}$ . However,  $\epsilon_n^\pm$  is still the limiting value for energy of states that are localized in the bulk of the ribbon, to which most of the analytical considerations in this work apply. In addition, it is worth noting that, for the zigzag edge, the above boundary conditions do not couple the two valleys. This can be made even more explicit by rewriting them as  $(1 - \tau_z)\langle x, y = 0 | \Psi \rangle$ , which commutes with  $\tau_z$ .

### 3. Tilt of pseudo-Landau levels

#### a. Zigzag edge

In order to explain the tilt exhibited by the pLLs in the zigzag edge, which is not present for the LLs [cf. Fig. 2(b), for the zigzag edge], we need to take into account the lowest order treatment of the strain, introduced in Sec. II C.

For the zigzag edge under uniaxial strain (i.e.,  $u_{xx} = u_{xy} = 0$  and  $u_{yy} = 2Cy \neq 0$ ), Eq. (13) reduces to

$$\mathcal{H}'' = \frac{3}{8}(\beta t) u_{yy} (\tau_z \sigma_x p_x a + 3\sigma_y p_y a). \quad (\text{A27})$$

Thus, to leading order in perturbation theory, the energy shift in the pLL energy is [we have dropped constants and terms of  $O(p_x^2)$ ]

$$\Delta \epsilon_{n\pm}''(\tau_z) = \langle \Psi_{n\pm}(\tau_z) | \mathcal{H}'' | \Psi_{n\pm}(\tau_z) \rangle \quad (\text{A28})$$

$$= -\frac{3}{2} C \ell \beta t \frac{\tau_z \lambda_{n\pm}(\tau_z) \sqrt{n}}{1 + \lambda_{n\pm}^2(\tau_z)} (p_x a), \quad (\text{A29})$$

where  $\ell = (2g\mathcal{B}_s)^{-1/2}$  is the (pseudo-)magnetic length. In Eq. (A9) we have used (see Appendix A2) that (recall that  $p_x$  is a constant of motion)

$$y = \ell(a + a^\dagger) - 2\tau_z p_x \ell^2, \quad (\text{A30})$$

$$p_y = \frac{(a - a^\dagger)}{\sqrt{2i\ell}}. \quad (\text{A31})$$

In the above expressions,  $a$  ( $a^\dagger$ ) is the lowering (raising) operator for pLLs. Note that the correction in Eq. (A29) is linear in  $p_x$  and proportional to  $\tau_z$ . Since the expression of  $\lambda_{n\pm}(\tau_z)$  diverges for  $n \rightarrow 0$ , the 0th pLLs require a separate treatment, and thus

$$\Delta \epsilon_0''(\tau_z) = 0, \quad (\text{A32})$$

which could have been obtained from Eq. (A29) by taking  $\lambda_{n\pm}(\tau_z) \rightarrow 0$  for  $n \rightarrow 0$ .

In addition, since  $y$  contains a term proportional to  $p_x$  [cf. Eq. (A30)], there is a linear in  $p_x$  contribution to the energy shift of the pLLs arising from the deformation potentials in Eq. (12). For the zigzag HM ribbon with  $\psi = \frac{n\pi}{2}$  and  $\epsilon_0 = 0$ , we show in the following Appendix that the deformation potential takes the form

$$\mathcal{H}' = \frac{3\sqrt{3}}{2} \beta' t' \tau_z \sigma_z u_{yy}. \quad (\text{A33})$$

To linear order in  $p_x$ , the energy shift resulting from this term reads

$$\Delta\epsilon'_{n\pm}(\tau_z) = \langle \Psi_{n\pm}(\tau_z) | \mathcal{H}' | \Psi_{n\pm}(\tau_z) \rangle \quad (\text{A34})$$

$$= -3\sqrt{3}C\ell(\beta't') \left( \frac{1 - \lambda_n^2(\tau_z)}{1 + \lambda_n^2(\tau_z)} \right) (p_x\ell), \quad (\text{A35})$$

where  $\lambda_{n\pm}(\tau_z)$  is given in Eq. (A16). It can be seen that  $\Delta\epsilon'_{n\pm}(\tau_z) = \Delta\epsilon'_{n\mp}(\tau_z)$ . However, note the 0th pLL energy correction  $\Delta\epsilon_{n=0}(\tau_z)$ , which can be also obtained by setting  $\lambda_{n\pm}(\tau_z) = 0$  in Eq. (A35), remains finite.

In order to prove the other relations given in Eqs. (17) and (18), we first observe that, for  $\lambda_S = 0$ ,

$$\lambda_{n\pm}(\tau_z) = -\lambda_{n\mp}(-\tau_z). \quad (\text{A36})$$

Therefore,  $\tau_z\lambda_{n\pm}(\tau_z) = \tau_z\lambda_{n\pm}(-\tau_z)$ . This allows us to prove the second equation, i.e., Eq. (17).

### b. Armchair edge

For the armchair edge, there is no contribution from the deformation potential [Eq. (12)] as the strain profile is traceless in this case (i.e.,  $u_{xx} + u_{yy} = 0$ ). However, the corrections to the Fermi velocity [Eq. (13)] do not vanish since  $u_{xy} \propto x \neq 0$  and yield

$$\mathcal{H}'' = \frac{3}{4}(\beta t)u_{xy}(\tau_z\sigma_x p_y a + \sigma_y p_x a). \quad (\text{A37})$$

In order to compute the energy shifts caused by this term, we need to obtain the eigenstates of the pseudo-Landau level problem. The latter can be solved in a similar way as done in Appendix A2 for the zigzag edge, first by noticing that  $\mathcal{A} \propto \tau_z(0, 2u_{xy}) = \tau_z(0, -\mathcal{B}_S x)$  and recalling that the armchair edge is located along  $x$ , it is therefore  $p_y$  (rather than  $p_x$ ) that commutes with the continuum-limit Hamiltonian  $\mathcal{H}$ . Except for this difference, the solution of the pLL problem proceeds along the same lines by introducing the operators:

$$\pi^\pm = \frac{1}{\sqrt{2g|\mathcal{B}_S|}}(\tau_z p_x \pm i p_y \mp g\tau_z \mathcal{B}_S x), \quad (\text{A38})$$

which allow us to bring the Hamiltonian to a form identical to Eq. (A11).

However, the BCs on the armchair edge (i.e.,  $\langle x = 0, y | \psi_{\alpha K} \rangle + \langle x = 0, y | \psi_{\alpha K'} \rangle = 0$  for  $\alpha = A, B$ ) are different

and mix the two valleys. This can be seen by rewriting them as follows [33]:

$$(1 + \tau_x)\langle x = 0, y | \Phi_{n\pm} \rangle = 0, \quad (\text{A39})$$

where  $\tau_x$  is the Pauli matrix acting on the valley pseudospin which flips between the two possible orientations of the latter (i.e.,  $K$  and  $K'$ ). Thus, although  $\tau_z$  commutes both with  $\mathcal{H}$  [cf. Eq. (A4)] and  $\mathcal{H}'$  [cf. Eq. (A37)], the BCs do not commute with  $\tau_z$  because they mix the two valleys. Nevertheless, for the pure Haldane model for which  $\lambda_S = 0$ , the eigenstates localized in the bulk at both valleys are degenerate in energy because  $\Delta_{\tau_z}^2 = \lambda_H^2$ , that is,  $\epsilon_n^\pm$  becomes independent of  $\tau_z$ . Thus, the BCs in Eq. (A39) can be satisfied if the eigenstates of the Landau level problem are taken to be eigenstates of  $\tau_x$  with eigenvalue  $+1$ , rather than eigenstates of  $\tau_z$  as for the zigzag edge. Thus can be achieved by defining

$$|\Phi_{n\pm}\rangle = \frac{1}{\sqrt{2}}[|\Psi_{n\pm}(\tau_z = +1)\rangle|\chi(\tau_z = +1)\rangle - |\Psi_{n\pm}(\tau_z = -1)\rangle|\chi(\tau_z = -1)\rangle], \quad (\text{A40})$$

which satisfies the BCs (A39) [ $|\chi(\tau_z)\rangle$  are the eigenstates of  $\tau_z$ ]. Note that, like for the zigzag edge, by enforcing BCs (A39) are enforced for  $|\Phi_{n\pm}\rangle$ , the eigenvalues of  $n = a^\dagger a$  are no longer integers and become functions of the momentum along the edge  $p_y$ . Therefore, it follows that the leading order energy shift arising from Eq. (A37) is

$$\Delta\epsilon''_{n\pm} = \langle \Phi_{n\pm} | \mathcal{H}'' | \Phi_{n\pm} \rangle \quad (\text{A41})$$

$$= \frac{1}{2} \sum_{\tau_z = \pm 1} \langle \Psi_{n\pm} | \mathcal{H}'' | \Psi_{n\pm} \rangle. \quad (\text{A42})$$

Choosing  $\mathcal{B}_S > 0$  allows us to identify  $a = \pi^+$  and  $a^\dagger = \pi^-$ , and using (A38) yields

$$x = i\tau_z\ell(a^\dagger - a) - 2ip_y\ell^2, \quad (\text{A43})$$

$$p_x = \frac{\tau_z(a^\dagger + a)}{2\ell}, \quad (\text{A44})$$

and yields  $\langle \Psi_{n\pm} | \mathcal{H}'' | \Psi_{n\pm} \rangle = 0$  (we again drop constant corrections), and hence  $\Delta\epsilon''_{n\pm} = 0$ , which shows that there is no tilt in the case for the armchair edge.

[1] F. D. M. Haldane, *Phys. Rev. Lett.* **61**, 2015 (1988).  
[2] C. L. Kane and E. J. Mele, *Phys. Rev. Lett.* **95**, 226801 (2005).  
[3] B. A. Bernevig with T. L. Hughes, *Topological Insulators and Topological Superconductors* (Princeton University Press, Princeton, NJ, 2013).  
[4] M. Z. Hasan and C. L. Kane, *Rev. Mod. Phys.* **82**, 3045 (2010); X.-L. Qi and S.-C. Zhang, *ibid.* **83**, 1057 (2011).  
[5] M. König, H. Buhmann, L. W. Molenkamp, T. Hughes, C.-X. Liu, X.-L. Qi, and S. C. Zhang, *J. Phys. Soc. Jpn.* **77**, 031007 (2008); M. König *et al.*, *Science* **318**, 766 (2007); A. Roth *et al.*, *ibid.* **325**, 294 (2009); K. C. Nowack *et al.*, *Nat. Mater.* **12**, 787 (2013); G. Grabecki, J. Wrobel, M. Czapkiewicz, L. Cywinski, S. Gieraltowska, E. Guziewicz, M. Zholudev,

V. Gavrilenco, N. N. Mikhailov, S. A. Dvoretzki, F. Teppe, W. Knap, and T. Dietl, *Phys. Rev. B* **88**, 165309 (2013); G. M. Gusev, Z. D. Kvon, E. Olshanetsky, A. D. Levin, Y. Krupko, J. C. Portal, N. N. Mikhailov, and S. A. Dvoretzki, *ibid.* **89**, 125305 (2014); I. Knez, R.-R. Du, and G. Sullivan, *Phys. Rev. Lett.* **107**, 136603 (2011); K. Suzuki, Y. Harada, K. Onomitsu, and K. Muraki, *Phys. Rev. B* **87**, 235311 (2013); I. Knez, C. T. Rettner, S. H. Yang, S. S. P. Parkin, L. Du, R. R. Du, and G. Sullivan, *Phys. Rev. Lett.* **112**, 026602 (2014); E. M. Spanton, K. C. Nowack, L. Du, G. Sullivan, R. R. Du, and K. A. Moler, *ibid.* **113**, 026804 (2014).  
[6] C. Weeks, J. Hu, J. Alicea, M. Franz, and R. Wu, *Phys. Rev. X* **1**, 021001 (2011).

- [7] A. Cresti, D. Van Tuan, D. Soriano, A. W. Cummings, and S. Roche, *Phys. Rev. Lett.* **113**, 246603 (2014).
- [8] L. Brey, *Phys. Rev. B* **92**, 235444 (2015).
- [9] J. H. Garcia and T. G. Rappoport, *2D Mater.* **3**, 024007 (2016).
- [10] G. Jotzu, M. Messer, R. Desbuquois, M. Lebrat, T. Uehlinger, D. Greif, and T. Esslinger, *Nature (London)* **515**, 237 (2014).
- [11] G. W. Semenoff, *Phys. Rev. Lett.* **53**, 2449 (1984).
- [12] F. Zhai, X. Zhao, K. Chang, and H.-Q. Xu, *Phys. Rev. B* **82**, 115442 (2010).
- [13] A. Chaves, L. Covaci, Kh. Yu. Rakhimov, G. A. Farias, and F. M. Peeters, *Phys. Rev. B* **82**, 205430 (2010).
- [14] F. Guinea, M. I. Katsnelson, and A. K. Geim, *Nat. Phys.* **6**, 30 (2010).
- [15] H. Suzuura and T. Ando, *Phys. Rev. B* **65**, 235412 (2002).
- [16] T. Low and F. Guinea, *Nano Lett.* **10**, 3551 (2010).
- [17] P. Ghaemi, S. Gopalakrishnan, and S. Ryu, *Phys. Rev. B* **87**, 155422 (2013).
- [18] X.-P. Zhang, H. Chunli, and M. A. Cazalilla, *2D Mater.* **4**, 024007 (2017).
- [19] E. V. Castro, M. A. Cazalilla, and M. A. H. Vozmediano, *arXiv:1610.08988* (2016).
- [20] M. A. Cazalilla, H. Ochoa, and F. Guinea, *Phys. Rev. Lett.* **113**, 077201 (2014).
- [21] L. Li, E. V. Castro, and P. D. Sacramento, *Phys. Rev. B* **94**, 195419 (2016).
- [22] B. Amorim, A. Cortijo, F. de Juan, A. G. Grushin, F. Guinea, A. Gutierrez-Rubio, H. Ochoa, V. Parente, R. Roldan, P. San-Jose, J. Schiefele, M. Sturla, and M. A. H. Vozmediano, *Phys. Rep.* **617**, 1 (2016).
- [23] Y.-H. Ho, J. Wang, Y.-H. Chiu, M.-F. Lin, and W.-P. Su, *Phys. Rev. B* **83**, 121201 (2011); Y.-H. Ho, *ibid.* **87**, 075417 (2013); Y.-H. Ho, J.-Y. Wu, R.-B. Chen, Y.-H. Chiu, and M.-F. Lin, *Appl. Phys. Lett.* **97**, 101905 (2010); Y.-H. Ho, *ibid.* **99**, 011914 (2011); Y.-H. Ho, J.-Y. Wu, Y.-H. Chiu, J. Wang, and M.-F. Lin, *Philos. Trans. R. Soc. London Ser. A* **368**, 5445 (2010).
- [24] R.-B. Liu, D.-L. Deng, D.-W. Zhang, and S.-L. Zhu, *J. Opt. Soc. Am. B* **32**, 2500 (2015).
- [25] C.-C. Liu, W. Feng, and Y. Yao, *Phys. Rev. Lett.* **107**, 076802 (2011); C.-C. Liu, H. Jiang, and Y. Yao, *Phys. Rev. B* **84**, 195430 (2011).
- [26] C. J. Tabert and E. J. Nicol, *Phys. Rev. Lett.* **110**, 197402 (2013); L. Stille, C. J. Tabert, and E. J. Nicol, *Phys. Rev. B* **86**, 195405 (2012).
- [27] M. Ezawa, *New J. Phys.* **14**, 033003 (2012).
- [28] S. Barkhofen, M. Bellec, U. Kuhl, and F. Mortessagne, *Phys. Rev. B* **87**, 035101 (2013).
- [29] M. O. Goerbig, *Rev. Mod. Phys.* **83**, 1193 (2011).
- [30] A. H. Castro Neto, F. Guinea, N. M. R. Peres, K. S. Novoselov, and A. K. Geim, *Rev. Mod. Phys.* **81**, 109 (2009).
- [31] J. L. Manes, F. de Juan, M. Sturla, and M. A. H. Vozmediano, *Phys. Rev. B* **88**, 155405 (2013).
- [32] M. A. N. Araújo and E. V. Castro, *J. Phys.: Condens. Matter* **26**, 075501 (2014).
- [33] M. I. Katsnelson, *Graphene. Carbon in Two Dimensions* (Cambridge University Press, Cambridge, UK, 2012), Sec. 5.2. Notice that the convention used in this reference for the spinor, namely  $|\tilde{\Psi}\rangle = (|\psi_{AK}\rangle, |\psi_{BK}\rangle, |\psi_{BK'}\rangle, -|\psi_{AK'}\rangle)^T$  is different from the one used in this article:  $|\Psi\rangle = (|\psi_{AK}\rangle, |\psi_{BK}\rangle, |\psi_{AK'}\rangle, |\psi_{BK'}\rangle)^T$ .