



Emergent $O(n)$ symmetry in a series of three-dimensional Potts models

Chengxiang Ding,^{1,*} Henk W. J. Blöte,² and Youjin Deng^{3,†}

¹*School of Science and Engineering of Mathematics and Physics, Anhui University of Technology, Maanshan 243002, China*

²*Instituut Lorentz, Leiden University, P.O. Box 9506, 2300 RA Leiden, The Netherlands*

³*Hefei National Laboratory for Physical Sciences at Microscale, Department of Modern Physics, University of Science and Technology of China, Hefei 230027, China*

(Received 11 November 2015; revised manuscript received 12 August 2016; published 1 September 2016)

We study the q -state Potts model on a simple cubic lattice with ferromagnetic interactions in one lattice direction, and antiferromagnetic interactions in the other two directions. As the temperature T decreases, the system undergoes a second-order phase transition that fits in the universality class of the three-dimensional $O(n)$ model with $n = q - 1$. This conclusion is based on the estimated critical exponents, and histograms of the order parameter. At even smaller T we find, for $q = 4$ and 5 , a first-order transition to a phase with a different type of long-range order. This long-range order dissolves at $T = 0$, and the system effectively reduces to a disordered two-dimensional Potts antiferromagnet. These results are obtained by means of Monte Carlo simulations and finite-size scaling.

DOI: [10.1103/PhysRevB.94.104402](https://doi.org/10.1103/PhysRevB.94.104402)

I. INTRODUCTION

According to the hypothesis of universality, critical phase transitions fall into classes determined by spatial dimensionality and symmetry of the order parameter. The latter is usually reflected by the degeneracy of the ground state of the Hamiltonian. However, for certain systems at criticality, a higher symmetry may emerge in the order parameter, and the associated critical behavior may become very rich.

Examples of this phenomenon are known, in particular, in two dimensions (2D). In the q -state clock model [1], the spins are confined to a plane and take q discrete directions $\phi = 2\pi n/q$. The ferromagnetic ground state is q -fold degenerate, reflecting the Z_q symmetry. For $q \geq 5$, however, the 2D clock model exhibits a Berezinskii-Kosterlitz-Thouless (BKT) transition as the temperature T is lowered, and quasi-long-range order with continuous $O(2)$ symmetry emerges at $T < T_c$, just as in the rotationally invariant XY model. Emergent symmetries are also found in many other physical systems, including a spin ice system [2], deconfined quantum critical points [3], high- T_c superconductors [4] and so forth [5], and are often accompanied by very interesting phenomena. For example, in the spin ice [2], emergent $SU(2)$ symmetry leads to an unusual phase transition with a jump in the order parameter, which is a feature of discontinuous transitions, whereas the domain wall tension vanishes, which is a feature of continuous transitions. In a class of models with Z_2 and $U(1)$ symmetry [5], emergent supersymmetry at the Ising-BKT multicritical point leads to new critical behavior, with unusual scaling of the correlation length.

The Potts model [6] has spins with q values $\sigma = 1, 2, \dots, q$ that interact as $K \delta_{\sigma_i, \sigma_j}$, reflecting permutation symmetry. The antiferromagnetic $q = 3$ model on the simple cubic lattice breaks an effective Z_6 symmetry at low temperatures, and $O(2)$ symmetry emerges at the critical point [7,8]. In line with these findings, BKT transitions with emergent $O(2)$ symmetry can

arise on simple cubic lattices with a finite thickness [9]. For similar models with $q > 3$ one might thus expect emergent $O(n)$ symmetry, i.e., isotropy in n dimensions. While this scenario is consistent with numerical results [10], the situation is not entirely clear [10,11].

It has been hypothesized [4] that in high- T_c superconductors, the magnetic and superconducting degrees of freedom can merge into a critical state with effective $SO(5)$ symmetry. However, as argued by Fradkin *et al.* [12], the symmetry of the corresponding $O(5)$ fixed point is easily broken since the components of the order parameter are inequivalent on the microscale. This applies as well to other systems [12] for which higher emergent symmetries had been proposed.

A different critical behavior occurs in two-dimensional systems with mixed interactions—i.e., ferromagnetic (FM) in one direction and antiferromagnetic (AF) in the other. The $q = 3$ mixed Potts model on the square lattice undergoes a BKT-like transition, and $O(2)$ symmetry emerges in the low-temperature range [13]. Rich phenomena also occur in the mixed Ising ($q = 2$) model on a multilayered triangular lattice [14].

In this paper, we study q -state mixed Potts models on a simple cubic lattice, with FM couplings in the z direction and AF couplings in the x - y plane. Using cluster-type Monte Carlo algorithms, we find continuous phase transitions for $2 \leq q \leq 6$ as the temperature T is lowered. The critical behavior of these systems is consistent with $O(n)$ universality in three dimensions (3D), with $n = q - 1$. This result may hold more generally, i.e., for at least some $q > 6$. To our knowledge, such an emergent $O(n)$ symmetry in the 3D Potts model, apart from the $q = 3$ antiferromagnet, has not been reported in literature.

II. MODEL, ALGORITHM, CRITICAL POINTS, AND CRITICAL EXPONENTS

The reduced Hamiltonian of the mixed Potts model is

$$\mathcal{H} = K \sum_z \sum_{\langle i,j \rangle} \delta_{\sigma_{i,z}, \sigma_{j,z}} - K \sum_z \sum_i \delta_{\sigma_{i,z}, \sigma_{i,z+1}}, \quad (1)$$

*dingcx@ahut.edu.cn

†yjdeng@ustc.edu.cn

where the spins take q values $\sigma = 1, 2, \dots, q$. With $K > 0$, the sum in the first term, taken over all nearest-neighbor sites $\langle i, j \rangle$ in layer z , defines AF couplings. The second term defines FM couplings in the z direction. We refer to the temperature as $T = 1/K$.

Cluster Monte Carlo methods are very effective for simulations of FM lattice models [15], while the efficiency of the Wang-Swendsen-Kotecký (WSK) algorithm [7] for AF Potts models depends on the lattice type and temperature. For mixed interactions, we apply a single-cluster algorithm merging elements of the Wolff method for FM models [16]) and the WSK algorithm. A combination with the geometric-cluster algorithm [17–19], which employs lattice symmetries, is still needed for effective simulations of L^3 systems up to $L = 128$ at sufficiently low temperatures. In addition, we applied Metropolis sweeps.

The sampled observables include the staggered susceptibility χ_s , the uniform susceptibility χ_u , their Binder ratios Q_u and Q_s , and the specific heat C_v ,

$$\chi_s = V \langle \mathcal{M}_s^2 \rangle, \quad Q_s = \frac{\langle \mathcal{M}_s^4 \rangle}{\langle \mathcal{M}_s^2 \rangle^2}, \quad (2)$$

$$\chi_u = V \langle \mathcal{M}_u^2 \rangle, \quad Q_u = \frac{\langle \mathcal{M}_u^4 \rangle}{\langle \mathcal{M}_u^2 \rangle^2}, \quad (3)$$

$$C_v = V (\langle \mathcal{E}^2 \rangle - \langle \mathcal{E} \rangle^2) / T^2, \quad (4)$$

where $V = L^3$ is the system volume, and \mathcal{E} the energy density. \mathcal{M}_s^2 and \mathcal{M}_u^2 are defined as

$$\mathcal{M}_s^2 = \frac{q}{q-1} \sum_{p=1}^q (\rho_{a,p} - \rho_{b,p})^2, \quad (5)$$

$$\mathcal{M}_u^2 = \frac{q}{q-1} \sum_{p=1}^q (\rho_{a,p} + \rho_{b,p})^2 - \frac{1}{q-1}, \quad (6)$$

with $\rho_{k,p}$ (with $k = a, b$) the density of state- p spins on sublattice k , namely,

$$\rho_{k,p} = \frac{1}{V} \sum_{\vec{r} \in k} \delta_{\sigma_{\vec{r}}, p}, \quad (7)$$

with spin coordinates $\vec{r} = (x, y, z)$. The sublattice k is defined by the parity of $x + y$. The \mathcal{M}_s and \mathcal{M}_u are the order parameters of the model, exposing a possible symmetry breaking of the model. It should be noted that, in the AF Potts model, the type of order in the low-temperature phases depends essentially on entropy effects, apart from the energy effect. For example, the low-temperature phase of the three-state AF Potts model on the simple cubic lattice displays long-range order with one sublattice frozen in one of the Potts states, while the spins on the other sublattices are free to randomly take one of the other Potts states [7]. The maximal entropy of the latter sublattice explains the existence of this type of state. The phase transition to this state is thus, at least in part, entropy driven, similar to behavior found for certain two-dimensional $q = 4$ Potts antiferromagnets [20].

We have investigated the model (1) for $q = 3, 4, 5$, and 6, with periodic boundary conditions. The procedure involved three steps, specified here for $q = 4$. First, we simulate for

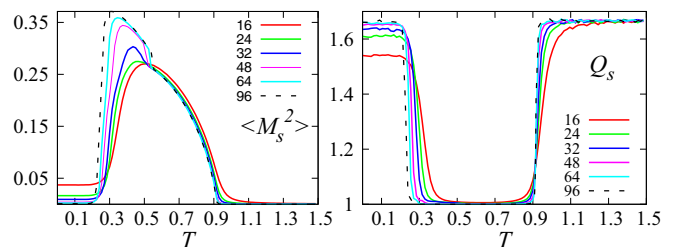


FIG. 1. Squared staggered magnetization density $\langle \mathcal{M}_s^2 \rangle$ (left) and dimensionless ratio Q_s (right) vs T for the four-state mixed Potts model. The staggered magnetization becomes nonzero below $T_c \approx 0.91$. Near $T \approx 0.55$, $\langle \mathcal{M}_s^2 \rangle$ displays a jump, signaling a first-order phase transition. For $T < 0.2$, the correlation length in the z direction exceeds the system size, and crossover occurs to the disordered $T = 0$ ground states.

several L at a number of temperatures T taken in a wide range. Each data point is based on 2×10^6 Monte Carlo steps (MCSs). Each MCS consists of five Wolff-cluster updates of the WSK type, five geometric-cluster updates, five Metropolis sweeps, and data sampling. Each different simulation uses a different random seed, and starts from a random initial configuration, after which about 5×10^5 data samples are discarded to allow for equilibration of the system. These simulations are distributed over different CPU cores. After their completion, the resulting data are collected, and the averages of the physical variables and their error bars are calculated. Plots of $\langle \mathcal{M}_s^2 \rangle$ and Q_s in Fig. 1 yield an approximate critical point $T_c \approx 0.91$. This is also seen in the scaling of the specific heat, in the left panel of Fig. 2.

Next, in order to determine the critical exponents of this phase transition, we simulate near the estimated T_c , with 1.6×10^7 MCS taken at each data point. The Q_s data scale as

$$Q_s = Q_{s0} + \sum_{k=1} a_k (T - T_c)^k L^{ky_t} + bL^{y_1}, \quad (8)$$

where $y_t > 0$ is the thermal exponent, $y_1 < 0$ is the correction-to-scaling exponent, and Q_{s0} , a_k , and b are unknowns. A least-squares fit of this formula to the data yields $T_c = 0.91381(1)$, and $y_t = 1.402(6)$.

In the last step, we simulate at T_c and fit the data of χ_s by

$$\chi_s = L^{2y_t - d} (a + bL^{y_1}), \quad (9)$$

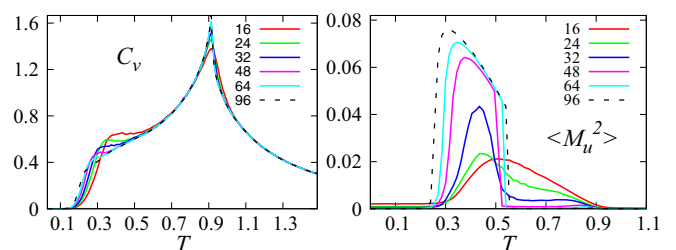


FIG. 2. Specific heat C_v (left) and squared magnetization density $\langle \mathcal{M}_u^2 \rangle$ (right) vs T for the four-state mixed Potts model. The specific heat C_v displays a cusp at $T_c \approx 0.91$, while $\langle \mathcal{M}_u^2 \rangle$ develops a discontinuity at the first-order transition $T'_c \approx 0.55$.

TABLE I. Critical points and critical exponents of the q -state mixed Potts model on the simple cubic lattice; the $q = 2$ entries for T_c , y_t and y_h of the mixed Potts model are conservative averages of recent results given in Refs. [21,22]. The critical exponents y_t and y_h of the recent results for the 3D $O(n)$ model, which are taken from Ref. [23], are also listed here for comparison.

q -state mixed Potts model					$O(n)$ model		
q	T_c	y_t	y_h	y_u	n	y_t	y_h
2	2.2557616(8)	1.5873(1)	2.481846(15)	$=y_t$	1	1.588(2)	2.483(3)
3	1.36086(1)	1.488(4)	2.483(2)	1.754(4)	2	1.488(3)	2.483(2)
4	0.91381(1)	1.402(6)	2.485(3)	1.787(5)	3	1.398(2)	2.482(2)
5	0.64116(2)	1.33(2)	2.482(3)	1.806(5)	4	1.332(7)	2.483(2)
6	0.44545(2)	1.30(3)	2.485(3)	1.837(4)	5	1.275(12)	2.483(3)

with spatial dimensionality $d = 3$. The magnetic exponent follows as $y_h = 2.485(3)$. The uniform susceptibility χ_u was also fitted by Eq. (9), with y_h replaced by another magnetic exponent y_u . This fit gives $y_u = 1.787(5)$.

The results for $q = 3, 5$, and 6 used the same procedure. The critical points and exponents are listed in Table I. A comparison with the exponents y_t and y_h of the $O(n)$ model [23] shows that the phase transition of the q -state mixed Potts model fits the universality class of the $O(n)$ model with $n = q - 1$.

III. HISTOGRAM OF THE $O(n)$ SYMMETRY

The remarkable emergence of 3D $O(n = q - 1)$ universality in these models invites the construction of order parameter histograms, by representing the spins as vectors. These q vectors are symmetrically distributed in $(q - 1)$ -dimensional space, such that their scalar product matches the pair potential of Eq. (1), which can be written as

$$\vec{e}_\sigma \cdot \vec{e}_\sigma = 1 \quad (\text{no summation on } \sigma), \quad (10)$$

$$\vec{e}_\sigma \cdot \vec{e}_{\sigma'} = -\frac{1}{q-1} \quad (\sigma \neq \sigma'). \quad (11)$$

For example, in the case of $q = 3$, these vectors span a regular triangle, i.e., $\vec{e}_\sigma = (\cos \theta, \sin \theta)$ with $\theta = 2\sigma\pi/3$. For $q = 4$, the vectors are three-dimensional ones, and span a regular tetrahedron:

$$\begin{aligned} \vec{e}_\sigma &= (+1, +1, +1)/\sqrt{3}, & \text{for } \sigma = 1, \\ &= (+1, -1, -1)/\sqrt{3}, & \text{for } \sigma = 2, \\ &= (-1, -1, +1)/\sqrt{3}, & \text{for } \sigma = 3, \\ &= (-1, +1, -1)/\sqrt{3}, & \text{for } \sigma = 4. \end{aligned}$$

Based on this vector representation, the magnetization is sampled separately for sublattices a and b . This yields the components of \mathcal{M}_s and \mathcal{M}_u in Eqs. (5) and (6),

$$\mathcal{M}_s = \mathcal{M}_a - \mathcal{M}_b, \quad \mathcal{M}_u = \mathcal{M}_a + \mathcal{M}_b. \quad (12)$$

Figures 3(a)–3(c) display the histograms of the staggered magnetization for $L = 32$ systems, projected on two Cartesian axes, for $q = 3, 4$, and 5 , respectively. The histograms are the same for any choice of the axes. The apparent isotropy shows the emergent $O(q - 1)$ symmetry. For $q = 3$, the symmetry persists in a finite system for a range below T_c , as shown in Fig. 3(d). Figure 4 shows that Potts ferromagnets behave differently. It compares the histogram of the orientation ϕ

of the staggered magnetization of the $q = 5$ mixed Potts model, projected on the x, y plane, to similar plots for the magnetization of $q = 3$ ferromagnets with $d = 2$ and 3 .

IV. FIRST-ORDER TRANSITION OF THE MODEL

In the range below T_c , the four-state mixed Potts model displays jumps in \mathcal{M}_s and \mathcal{M}_u , near $T'_c \approx 0.55$ in Figs. 1 and 2. In the middle range $T'_c < T < T_c$, $\langle \mathcal{M}_u^2 \rangle$ vanishes for $L \rightarrow \infty$, while $\langle \mathcal{M}_s^2 \rangle$ converges to a nonzero value. In contrast, both $\langle \mathcal{M}_s^2 \rangle$ and $\langle \mathcal{M}_u^2 \rangle$ converge to nonzero values in the low- T range $0 < T < T'_c$. Thus different symmetries are broken on the two sides of T'_c . The histograms of \mathcal{M}_s and \mathcal{M}_u show a broken $Z_2 \times S_4$ symmetry for $0 < T < T_c$, with Z_2 for the permutation of the two sublattices, and S_4 for the symmetric group for the four-state Potts model. In a typical configuration at $0 < T < T'_c$, one Potts state dominates one sublattice, and the remaining states randomly occur on the other sublattice. This implies the breaking of the corner-cubic symmetry described by the four vectors \vec{e}_σ for $q = 4$, preceded by a sublattice sign \pm .

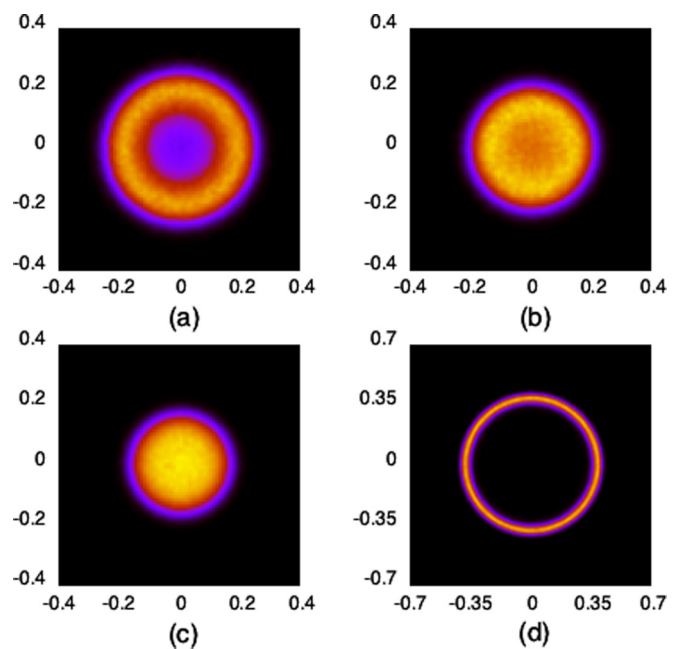


FIG. 3. Histograms of \mathcal{M}_s for (a) $q = 3$ at criticality, (b) $q = 4$ at criticality, (c) $q = 5$ at criticality, and (d) $q = 3$ at $T = 1.30 < T_c = 1.36$.

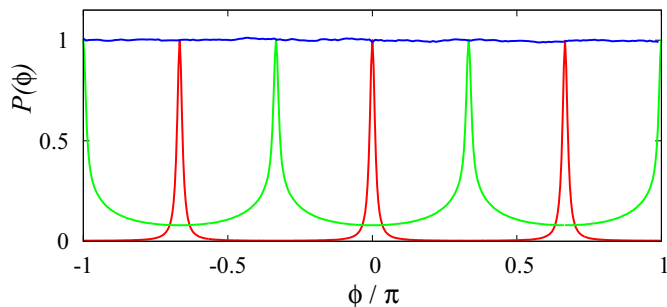


FIG. 4. Histogram of the orientation ϕ of \mathcal{M}_s of a critical $L = 32$, $q = 5$ mixed Potts model (blue line). It is, modulo π , given by $\phi \equiv \arctan(\mathcal{M}_{sy}/\mathcal{M}_{sx})$. It is compared with analogous data for \mathcal{M}_u of $q = 3$ Potts ferromagnets at T_c with $d = 2$ ($L = 240$, red peaks) and with $d = 3$ ($L = 32$, green peaks). The $d = 3$ transition is weakly discontinuous. Its data, shifted by $\pi/3$ for clarity, display a background from the coexisting disordered phase. The histograms are rescaled to match each other.

In a typical configuration at $T'_c < T < T_c$, one sublattice is dominated by two random spin states, and the other sublattice by the other states. The staggered magnetization vector then points at one face of a cube, signaling a broken face-cubic symmetry. The histograms of \mathcal{M}_s are shown in Fig. 5(a) for $0 < T < T_c$ and Fig. 5(b) for $T'_c < T < T_c$, clearly displaying the broken corner-cubic and face-cubic symmetries. Similarly, Figs. 5(d) and 5(e) show the histogram of \mathcal{M}_u for $0 < T < T_c$, and $T'_c < T < T_c$, respectively. The transition at T'_c is not well visible in the ordinary energy density $E = \langle \mathcal{E} \rangle$, but it is exposed by the energylike quantity $E_1 = \langle \mathcal{E}_1 \rangle$ based on the next-nearest-neighbor correlations in the x - y planes, expressed as

$$\mathcal{E}_1 = \frac{1}{L^3} \sum_{\langle\langle i,j \rangle\rangle} \delta_{\sigma_i, \sigma_j}, \quad (13)$$

where $\langle\langle i,j \rangle\rangle$ denote the next-nearest-neighboring sites in the X - Y planes. Figure 6 shows the curves of E vs T and

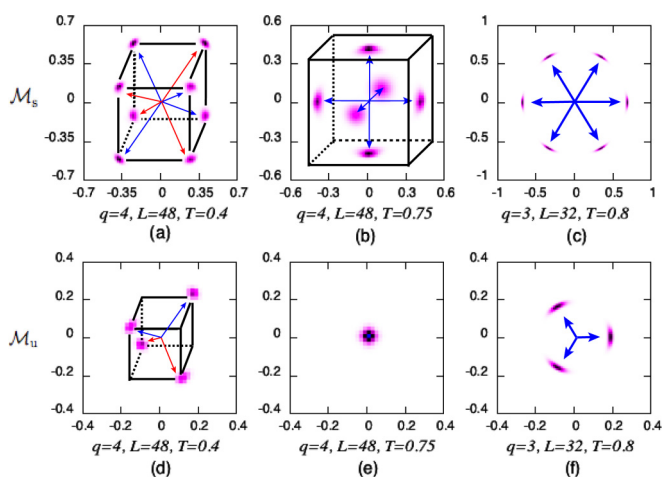


FIG. 5. Histogram of \mathcal{M}_s and \mathcal{M}_u for the four-state and three-state mixed Potts models. Lines are added to guide the eyes, especially to a 3D impression. The arrows describe the symmetry of \mathcal{M}_s and of \mathcal{M}_u .

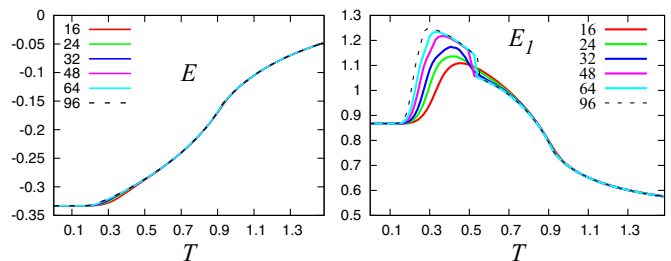


FIG. 6. Left: Energy density E of the four-state mixed Potts model. Right: Energylike quantity density E_1 , defined in the text, of the four-state Potts model. The behavior of the curves of E_1 with increasing system sizes clearly indicates the existence of a discontinuity at $T'_c \approx 0.55$ in the thermodynamic limit.

the curves of E_1 vs T : The curves of E are featureless for this transition, but the curves of E_1 at T'_c for large system sizes show an obvious energy gap. This result reflects the stronger next-nearest-neighbor correlations in the corner-cubic phase.

The three-state mixed Potts model breaks the $Z_2 \times S_3$ symmetry in the whole range $0 < T < T_c$, as shown in Figs. 5(c) and 5(f). But for the $q = 5$, another similar discontinuous transition appears at $T'_c \approx 0.4$, which breaks a $Z_2 \times S_5$ symmetry in the low- T range $0 < T < T'_c$. The degeneracy in the intermediate range $T'_c < T < T_c$ is $2 \times C_2^5 = 20$, where C_2^5 denotes the binomial coefficient. In a typical configuration at $T'_c < T < T_c$, the spins on one sublattice randomly take two states, and the other spins randomly take the remaining three states.

A similar discontinuous transition may occur in the six-state mixed Potts model. We observed that the $Z_2 \times S_6$ symmetry is broken at low T , and that another ordered phase exists at intermediate T . But we did not find a jump in \mathcal{M}_s or \mathcal{M}_u for systems up to $L = 96$. This may still be due to a strong finite-size effect.

At zero temperature the model reduces to a $T = 0$ square-lattice AF Potts model [24], which is Néel ordered for $q = 2$, critical for $q = 3$, and disordered for $q > 3$. Figure 7




FIG. 7. Phase diagram of the q -state mixed Potts model. The multiplicities of the intermediate phases are expressed with the help of the binomial coefficients C_2^4 and C_2^5 . The question mark means that the phase has not been unambiguously identified. The models are disordered at $T = 0$ for $q > 3$.

summarizes the phase behavior of the q -state mixed Potts models.

V. CONCLUSION AND DISCUSSION

In summary, our results indicate that q -state Potts models on the simple cubic lattice with mixed FM and AF interactions display continuous phase transitions, with critical exponents in the $O(n)$ universality class with $n = q - 1$. The order parameter displays this emergent symmetry at criticality. In the low-temperature ranges of the $q = 4$ and 5 models, perhaps also for $q > 5$, a discontinuous transition occurs between two ordered phases. For $T \rightarrow 0$, the model crosses over to the $d = 2$ square-lattice AF Potts model, which is disordered for $q > 3$.

Although the temperature is the only variable, the q -state mixed Potts model displays diverse and enigmatic phenomena. The $O(n)$ symmetry is not at all obvious in the Hamiltonian, but it nevertheless emerges, and controls the critical properties of the continuous phase transition at T_c . In the sense of universality, the three-state mixed Potts model is similar to the $O(2)$ model with a Z_6 perturbation [25], which also displays an emergent $O(2)$ symmetry at criticality. For $q > 3$, the mixed Potts model has a low-temperature ordered phase that spontaneously breaks the $(q - 1)$ -dimensional face-cubic symmetry. The histogram of the order parameter at criticality shows an emergent $O(n = q - 1)$ symmetry, and the estimated thermal exponent y_t is a decreasing function of q , consistent with the $O(q - 1)$ universality. In the analogous case of the pure antiferromagnetic $q = 4$ Potts model, the low-temperature

ordered phase also breaks the 3D face-cubic symmetry and that the Monte Carlo simulation up to $L = 96$ also yields critical exponents consistent with the $O(3)$ universality class [10]. Since the cubic perturbation is expected to be relevant for the $O(3)$ model [26], one cannot fully exclude that for $q = 4$, these phase transitions are of weak first order or belong to another universality class. However, in either case the question still remains why the effects of this perturbation are invisible in our analysis of finite systems. On the basis of our systematic study of the q -state mixed Potts models, we conclude that any symmetry-lowering perturbations of the emergent symmetries are strongly suppressed, allowing for the possibility that the ordering transitions fit exactly in the $O(q - 1)$ universality classes.

Finally, we mention that the mixed Potts model resembles a square-lattice quantum Potts antiferromagnet in a transverse field [27–29]. The z dimension in the classical model corresponds with imaginary time in the Suzuki-Trotter formulation of the quantum model. The present series of mixed Potts models may provide a simple example where quantum fluctuations give rise to rich behavior.

ACKNOWLEDGMENTS

We thank Cristian D. Batista for valuable discussions. This work is supported by the National Science Foundation of China (NSFC) under Grants No. 11205005 and No. 11275185, and by the Anhui Provincial Natural Science Foundation under Grant No. 1508085QA05.

-
- [1] J. Tobochnik, *Phys. Rev. B* **26**, 6201 (1982); **27**, 6972 (1983).
 - [2] L. D. C. Jaubert, J. T. Chalker, P. C. W. Holdsworth, and R. Moessner, *Phys. Rev. Lett.* **105**, 087201 (2010).
 - [3] T. Senthil, A. Vishwanath, L. Balents, S. Sachdev, and M. P. A. Fisher, *Science* **303**, 1490 (2004).
 - [4] S.-C. Zhang, *Science* **275**, 1089 (1997); E. Demler, W. Hanke, and S.-C. Zhang, *Rev. Mod. Phys.* **76**, 909 (2004).
 - [5] L. Huijse, B. Bauer, and E. Berg, *Phys. Rev. Lett.* **114**, 090404 (2015).
 - [6] F. Y. Wu, *Rev. Mod. Phys.* **54**, 235 (1982).
 - [7] J. S. Wang, R. H. Swendsen, and R. Kotecký, *Phys. Rev. Lett.* **63**, 109 (1989).
 - [8] S. Miyashita, *J. Phys. Soc. Jpn.* **66**, 3411 (1997).
 - [9] C.-X. Ding, W.-A. Guo, and Y. Deng, *Phys. Rev. B* **90**, 134420 (2014).
 - [10] M. Itakura, *Phys. Rev. B* **60**, 6558 (1999).
 - [11] A. I. Mudrov and K. B. Varnashev, *Phys. Rev. E* **58**, 5371 (1998).
 - [12] E. Fradkin, S. A. Kivelson, and J. M. Tranquada, *Rev. Mod. Phys.* **87**, 457 (2015).
 - [13] M. Quartin and S. L. A. de Queiroz, *J. Phys. A* **36**, 951 (2003).
 - [14] S.-Z. Lin, Y. Kamiya, G.-W. Chern, and C. D. Batista, *Phys. Rev. Lett.* **112**, 155702 (2014).
 - [15] R. H. Swendsen and J. S. Wang, *Phys. Rev. Lett.* **58**, 86 (1987).
 - [16] U. Wolff, *Phys. Rev. Lett.* **62**, 361 (1989).
 - [17] C. Dress and W. Krauth, *J. Phys. A* **28**, L597 (1995).
 - [18] J. R. Heringa and H. W. J. Blöte, *Physica A* **232**, 369 (1996).
 - [19] J. R. Heringa and H. W. J. Blöte, *Phys. Rev. E* **57**, 4976 (1998).
 - [20] Y. Deng, Y. Huang, J. L. Jacobsen, J. Salas, and A. D. Sokal, *Phys. Rev. Lett.* **107**, 150601 (2011); Q. N. Chen, M. P. Qin, J. Chen, Z. C. Wei, H. H. Zhao, B. Normand, and T. Xiang, *ibid.* **107**, 165701 (2011).
 - [21] M. Hasenbusch, *Phys. Rev. B* **82**, 174433 (2010).
 - [22] S. El-Showk, M. F. Paulos, D. Poland, S. Rychkov, D. Simmons-Duffin, and A. Vichi, *J. Stat. Phys.* **157**, 869 (2014).
 - [23] Q. Liu, Y. Deng, T. M. Garoni, and H. W. J. Blöte, *Nucl. Phys. B* **859**, 107 (2012).
 - [24] J. Salas and A. D. Sokal, *J. Stat. Phys.* **92**, 729 (1998).
 - [25] J. Lou, A. W. Sandvik, and L. Balents, *Phys. Rev. Lett.* **99**, 207203 (2007).
 - [26] J. M. Carmona, A. Pelissetto, and E. Vicari, *Phys. Rev. B* **61**, 15136 (2000); R. Folk, Yu. Holovatch, and T. Yavor'skii, *ibid.* **61**, 15114 (2000); K. B. Varnashev, *ibid.* **61**, 14660 (2000).
 - [27] J. Sólyom and P. Pfeuty, *Phys. Rev. B* **24**, 218 (1981).
 - [28] M. Campostrini, J. Nespolo, A. Pelissetto, and E. Vicari, *Phys. Rev. E* **91**, 052103 (2015).
 - [29] Y.-W. Dai, S. Y. Cho, M. T. Batchelor, and H.-Q. Zhou, *Phys. Rev. E* **89**, 062142 (2014).