

## Shape dependence of transmission, reflection, and absorption eigenvalue densities in disordered waveguides with dissipation

A. Yamilov,<sup>1,\*</sup> S. Petrenko,<sup>1</sup> R. Sarma,<sup>2</sup> and H. Cao<sup>2,†</sup>

<sup>1</sup>*Department of Physics, Missouri University of Science and Technology, Rolla, Missouri 65409, USA*

<sup>2</sup>*Department of Applied Physics, Yale University, New Haven, Connecticut 06520, USA*

(Received 3 November 2015; revised manuscript received 12 February 2016; published 3 March 2016)

The universal bimodal distribution of transmission eigenvalues in lossless diffusive systems underpins such celebrated phenomena as universal conductance fluctuations, quantum shot noise in condensed matter physics, and enhanced transmission in optics and acoustics. Here, we show that in the presence of absorption, the density of the transmission eigenvalues depends on the confinement geometry of the scattering media. Furthermore, in an asymmetric waveguide, the densities of the reflection and absorption eigenvalues also depend on the side from which the waves are incident. With increasing absorption, the density of absorption eigenvalues transforms from a single-peak to a double-peak function. Our findings open an additional avenue for coherent control of wave transmission, reflection, and absorption in random media.

DOI: [10.1103/PhysRevB.93.100201](https://doi.org/10.1103/PhysRevB.93.100201)

Mesoscopic electronic transport through a disordered conductor can be described by a  $N \times N$  transmission matrix  $\hat{t}$  which relates the amplitudes of  $N$  incoming and outgoing transverse modes [1]. The dimensionless conductance is  $g = \langle \text{Tr}(\hat{t}^\dagger \hat{t}) \rangle = \sum_n \langle \tau_n \rangle$ , where  $\tau_n$  are the eigenvalues of the matrix  $\hat{t}^\dagger \hat{t}$  [2] and  $\langle \dots \rangle$  denotes the ensemble average. Therefore, electron transport in a metallic wire can be viewed as a parallel transmission over  $N$  orthogonal eigenchannels with individual transmissions of  $\tau_n$ . Due to the mesoscopic correlations [3,4], the density of the transmission eigenvalues  $\mathcal{D}(\tau)$  has a bimodal functional form [5–11] with peaks at  $\tau \rightarrow 0$  and  $\tau \rightarrow 1$  [12,13]. This leads to, e.g., universal conductance fluctuations [14,15] and quantum shot noise [16,17]. In Ref. [18], bimodal distribution was proven to be applicable to an arbitrary geometry of the conductor as long as the transport remains diffusive and free of dissipation.

The bimodal distribution obtained in the context of mesoscopic physics is also applicable to the transport of classical waves in scattering media [19]. In optics, the rapid development of wave-front shaping techniques has enabled experimental access to transmission eigenchannels [20] that allows control of the total transmission [21–23] as well as focusing through turbid media [24–31]. Absorption, common in optics, breaks energy conservation and makes the density of transmission eigenvalues [32] as well as reflection [33–35] eigenvalues to depend on its strength. However, the questions of whether the geometry of the system could affect the eigenvalue density in dissipative systems and, if so, how it would affect it, still need to be addressed.

In this Rapid Communication we demonstrate that, unlike passive systems, the density of the transmission eigenvalues in absorbing disordered waveguides is geometry dependent, that is beyond predictions of the existing theory [32]. This opens the possibility of tuning the functional form of the eigenvalue density by choosing the shape of the boundary. Furthermore, we show that dissipation makes a profound impact on the

densities of reflection eigenvalues  $\rho$  and absorption eigenvalues  $\alpha$  that can even depend on which side of the waveguide is being illuminated in the case of an asymmetric waveguide shape. This is attributed to the fact that reflection matrices for illumination from different sides are no longer related in the presence of dissipation. Above a certain absorption threshold, the density of absorption eigenvalues exhibits a qualitative transformation from a single-peak to a double-peak function. The additional peak at  $\alpha \simeq 1$  enables a nearly complete absorption at any frequency with an appropriate input wave front.

*Transmission eigenvalues.* We consider a variable width waveguide, schematically depicted in the inset of Fig. 1(a), formed by reflecting boundaries at  $y(z) = \pm W(z)/2$ , where  $W(z)$  is a smooth function of  $z$ . The leads on the left/right support  $N_L/N_R$  propagating modes. The transport through the disordered region  $0 \leq z \leq L$  is described by a complex  $N_R \times N_L$  matrix  $\hat{t}$ . For passive random media, the density of the eigenvalues of matrix  $\hat{t}^\dagger \hat{t}$  is  $\mathcal{D}(\tau) = (g_p/2)\tau^{-1}(1-\tau)^{-1/2}$ . In Ref. [36], we reproduce this result using the circuit theory of Ref. [18] with the dimensionless conductance given by  $g_p[W(z)] = (k\ell/2)[\int_0^L W^{-1}(z)dz]^{-1}$ , where  $k = 2\pi/\lambda$  is the wave number,  $\ell$  is the transport mean free path, and subscript  $p$  stands for “passive.” For a waveguide with constant  $W = N(\lambda/2)$  width we recover the well-known expression  $g_p = (\pi/2)N\ell/L$  [37].

Figure 1(a) schematically depicts  $\mathcal{D}(\tau)$  with three contributions from open, closed, and evanescent eigenchannels. Open channels correspond to eigenvalues close to unity ( $\tau_0 < \tau < 1$ ) and closed channels correspond to low transmission ( $\tau_C < \tau < \tau_0$ ). Defining  $\int_{\tau_0}^1 P(\tau)d\tau = g_p$  [12] gives  $\tau_0 \equiv [2e/(e^2 + 1)]^2 \simeq 0.42$ . Together, open and closed channels are described by the bimodal distribution. The cutoff  $\tau_C$  at the level of ballistic transmission [5,37] is obtained by normalizing  $\int_{\tau_C}^1 \mathcal{D}(\tau)d\tau$  to the number of propagating channels  $N_{\min} = W_{\min}/(\lambda/2)$  [see Fig. 1(a)]. In a waveguide with a constriction, there are  $\min(N_L, N_R)$  transmission eigenchannels, among which  $N_E = \min(N_L, N_R) - N_{\min}$  are evanescent channels with intensity decaying on the scale of the wavelength inside the narrow portion of the waveguide and, therefore,  $\tau \ll \tau_C$

\*yamilov@mst.edu

†hui.cao@yale.edu

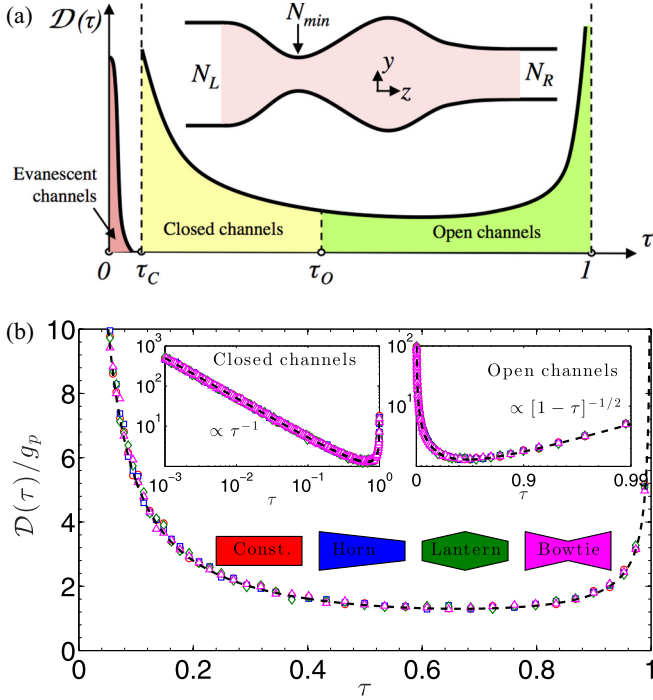


FIG. 1. (a) Schematic illustration of density of the transmission eigenvalues  $\mathcal{D}(\tau)$  in a passive disordered waveguide of varying width  $W(z)$  drawn in the inset. It is made up of open ( $\tau_o < \tau \leq 1$ ), closed ( $\tau_c < \tau < \tau_o$ ), and evanescent ( $\tau < \tau_c$ ) eigenchannels. (b) Normalized density of the transmission eigenvalues  $\mathcal{D}(\tau)/g_p$  computed numerically for the four passive waveguides shown. All data points fall onto the dashed line—the bimodal distribution. The two insets show that the bimodal distribution correctly describes both  $\tau \rightarrow 0$  (closed channels) and  $\tau \rightarrow 1$  (open channels) limits, regardless of the waveguide shape.

for these channels [36]. This boundary separating evanescent and closed channels is exaggerated for illustration in Fig. 1(a), as in practice  $\tau_c \simeq 0$ .

The applicability of the bimodal distribution for open and closed channels is confirmed in Fig. 1(b). It shows  $\mathcal{D}(\tau)/g_p$  computed numerically using the KWANT simulation package [38] (see Ref. [36] for details) for four waveguides of different shapes (drawn in the inset): a rectangular waveguide of width  $W = 273 \times (\lambda/2)$ ; a horn waveguide of width linearly decreasing from  $W_L = 400 \times (\lambda/2)$  to  $W_R = 200 \times (\lambda/2)$ ; a lantern waveguide of width linearly tapered from  $W_M = 400 \times (\lambda/2)$  in the middle to  $W_L = W_R = 200 \times (\lambda/2)$  at the two ends; and a bowtie of width tapered from  $W_L = W_R = 400 \times (\lambda/2)$  at the ends to  $W_M = 200 \times (\lambda/2)$  in the middle. The conductance in the four systems is  $g_p = 13.9, 14.2, 13.5,$  and  $13.9$ , respectively. The other system parameters are  $L/\ell \simeq 31, k\ell \simeq 60, L/\lambda \simeq 300$ . We accumulate ensembles of  $\sim 5 \times 10^5$  eigenvalues so that their densities are free of noise over at least five decades of magnitude.

Figure 1(b) clearly shows that the bimodal distribution, including the asymptotes for  $\tau \rightarrow 0, 1$  in the insets of Fig. 1(b), describes open and closed eigenchannels in waveguides of different shapes without any fitting parameters. The nonuniversal contribution of evanescent channels to  $\mathcal{D}(\tau \simeq 0)$  cannot be clearly distinguished from the peak of closed channels in the

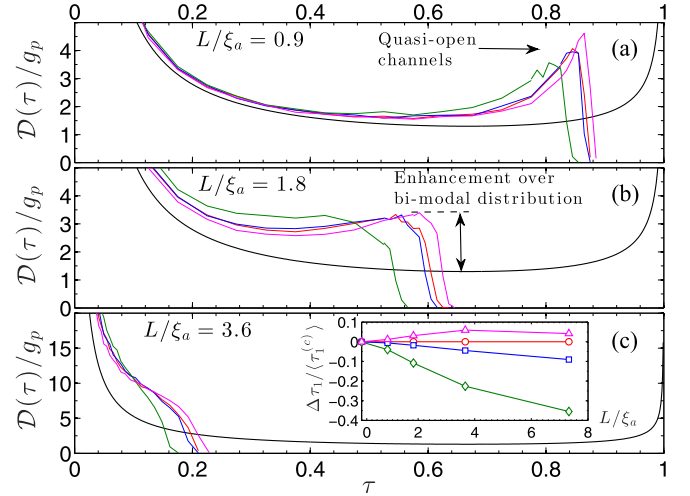


FIG. 2. Density of the transmission eigenvalues  $\mathcal{D}(\tau)/g_p$  in absorbing diffusive waveguides depends not only on the absorption strength but also on the confinement geometry. The four colored curves correspond to four waveguides with matched color in Fig. 1(b). The absorption strength is  $L/\xi_a = 0.9$  (a),  $1.8$  (b), and  $3.6$  (c). The universal bimodal distribution of passive waveguides (solid line) is shown for reference. Inset of (c): Normalized deviation of maximum transmission eigenvalue  $\Delta\tau_1 = \langle\tau_1\rangle - \langle\tau_1^{(c)}\rangle$  in four waveguides of different shapes from that in the rectangular waveguide  $\langle\tau_1^{(c)}\rangle$ , as a function of absorption  $L/\xi_a$ .

numerical data because  $\tau_c \sim \exp(-L/\ell) \sim \exp(-31)$  cannot be resolved. Nevertheless, the evanescent channels can make up a substantial fraction of the total channels, e.g., in the bowtie waveguide, one half of the transmission eigenchannels are evanescent and have the vanishingly small values of  $\tau$ .

Absorption breaks flux conservation and time-reversal symmetry, leaving optical reciprocity the only constraint on the scattering matrix  $\hat{S}$  of the system [39]. In Ref. [36] we show that it relates (in each realization of disorder) the transmission matrices for waves incident from the left  $\hat{t}$  and right  $\hat{t}'$  as  $\hat{t}^T = \hat{t}'$ , where superscript  $T$  denotes the matrix transpose. This relationship signifies that even in the presence of absorption,  $\hat{t}^\dagger \hat{t}$  and  $\hat{t}'^\dagger \hat{t}'$  have the same set of nonzero eigenvalues.

Figures 2(a)–2(c) show the density of the transmission eigenvalues for waveguides of different shapes with three values of absorption:  $L/\xi_a = 0.9, 1.8,$  and  $3.6$ .  $\xi_a = [\ell\ell_a/2]^{1/2}$  is the diffusive absorption length and  $\ell_a$  is the ballistic absorption length. Common to all geometries,  $\tau \simeq 1$  eigenvalues are attenuated so that the density no longer reaches unity. Instead, the maximum eigenvalue  $\langle\tau_1\rangle < 1$ . Open channels are redistributed throughout the  $\tau_c < \tau < \max(\tau_1)$  interval so that the eigenvalue density is consistently higher than that in passive systems. However, unlike the bimodal distribution for the passive systems [see Fig. 1(b)],  $\mathcal{D}(\tau)$  is no longer universal and exhibits a clear shape dependence. The maximum transmission eigenvalue is lowest for the lantern geometry. Such behavior can be understood as the narrower openings and slanted walls of the lantern waveguide reduce the escape probability and increase the effective absorption, leading to smaller  $\langle\tau_1\rangle$ . In contrast, the situation is reversed in the bowtie waveguide (see Fig. 2). This structure has

wider openings and, therefore, waves are more likely to escape without being strongly attenuated. The normalized deviation of the largest eigenvalue ( $\tau_1$ ) in waveguides of different shapes from that in the rectangular waveguide ( $\tau_1^{(c)}$ ) is plotted in the inset of Fig. 2(c). The deviation increases with absorption strength and can be either negative (horn, lantern) or positive (bowtie). However, at the largest value of absorption of  $L/\xi_a \simeq 7.3$ , the deviation is reduced in the bowtie waveguide, which can be understood as follows. For strong absorption  $L \gg \xi_a$ , short propagation paths dominate transport [29], so we expect the deviation to decrease in this limit because all geometries have the same length  $L$ . Such ballisticlike propagation is more favored due to the constriction in the bowtie waveguide, where this transition occurs first.

**Reflection eigenvalues.** In a passive system, the energy conservation and symmetry requirements make all nonzero eigenvalues of  $\hat{r}^\dagger \hat{r}$ ,  $\hat{I} - \hat{r}^\dagger \hat{r}$ ,  $\hat{r}^\dagger \hat{r}'$ ,  $\hat{I} - \hat{r}^\dagger \hat{r}'$  identical, where  $\hat{r}$  ( $\hat{r}'$ ) represents the reflection matrix for waves incident from the left (right) end of the waveguide [36]. This leads to the bimodal distribution of the density of  $1 - \rho$  for both left and right reflection eigenvalues  $\rho$  and regardless of the shape of the waveguide. In an asymmetric waveguide with  $N_L \neq N_R$  (we will assume  $N_L > N_R$  without loss of generality), the  $N_L \times N_L$  matrix  $\hat{r}^\dagger \hat{r}$  also has  $N_L - N_R$  eigenvalues with  $\rho = 1$ , giving the *perfectly reflecting eigenchannels* for light incident from the left (wider opening). Meanwhile, for waves incident from the right (narrower opening), there are no perfectly reflecting eigenchannels because the  $N_R \times N_R$  matrix  $\hat{r}^\dagger \hat{r}'$  has only  $N_R$  eigenvalues, all of which have corresponding transmission eigenvalues that are nonzero. The results of the numerical simulations in passive waveguides of different shapes (cf. Fig. 3) confirm that the density of both left/right reflection eigenvalues  $\mathcal{D}(1 - \rho)$  follows the universal bimodal distribution, which still holds in asymmetric waveguides as the perfectly reflecting eigenchannels only have a singular contribution at  $\rho = 1$ .

Due to the absence of flux conservation in systems with absorption, the links between reflection and transmission matrices *and* between left/right reflection matrices are severed [36]. Consequently, in each disorder realization, the eigenvalues of  $\hat{r}^\dagger \hat{r}$  and  $\hat{r}^\dagger \hat{r}'$  are not necessarily identical and they are no longer related to the transmission eigenvalues. Our numerical simulations confirm that the perfect reflecting channels are removed by absorption as *all* reflection eigenvalues become less than unity. Furthermore, in asymmetric waveguides ( $N_L \neq N_R$ ), the densities of reflection eigenvalues differ for waves incident from the left/right side of the waveguide, as shown in Figs. 3(a) and 3(b) for the horn geometry. Even for symmetric waveguides ( $N_L = N_R$ ),  $\mathcal{D}(\rho)$  is still clearly shape dependent, as seen in Figs. 3(a) and 3(b) for the rectangular, lantern, and bowtie geometries:  $\mathcal{D}(1 - \rho)$  are distinctly different in the  $(1 - \rho) \rightarrow 0$  limit while in the limit  $(1 - \rho) \rightarrow 1$  the difference is greatly reduced. The attenuation of reflection by absorption depends on how strong the light is coupled into the absorbing waveguide, which can be controlled by the waveguide geometry. For example, the narrower opening and slanted sidewall of a lantern waveguide reduces the coupling of incident light, as compared to the bowtie waveguide.

Figure 3(b) shows that power exponent in  $\mathcal{D}(1 - \rho) \propto \rho^{-1}$  for  $(1 - \rho) \rightarrow 1$  is independent of the waveguide shape/input

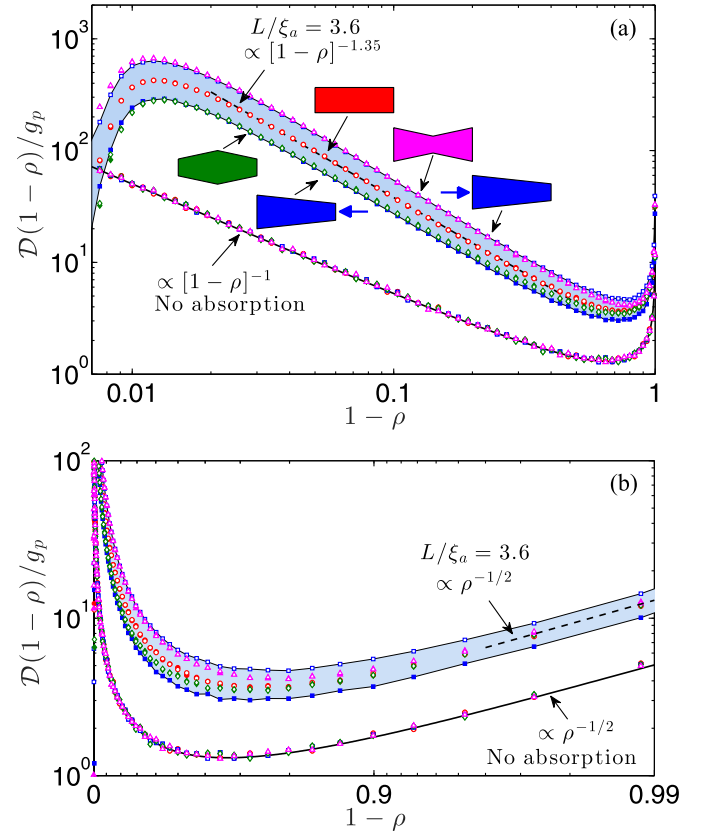


FIG. 3. Density  $\mathcal{D}(1 - \rho)/g_p$  of the reflection eigenvalues  $\rho$  in diffusive waveguides of different shapes with absorption ( $L/\xi_a = 3.6$ ) and without absorption. (a) and (b) show the power scaling behaviors at  $(1 - \rho) \rightarrow 0$  and  $1$ , respectively. Without absorption, all eigenvalue densities, regardless of the waveguide shape or input direction, fall onto the bimodal distribution—solid curve. In absorbing systems,  $\mathcal{D}(1 - \rho)/g_p$  obtained for waves incident from the left/right are shown with open/solid symbols. For all symmetric waveguides (rectangular, lantern, bowtie) with absorption,  $N_L = N_R$ , solid and open symbols coincide. For the asymmetric horn waveguide ( $N_L \neq N_R$ ), a large disparity between left/right illumination is highlighted by the shaded area.

direction and it is the same as in a passive system. For  $(1 - \rho) \rightarrow (1 - \rho_{\max})$ , we find that the power exponent in  $\mathcal{D}(1 - \rho) \propto (1 - \rho)^{-1.35}$  has a weak shape dependence. The value 1.35 is smaller than  $3/2$  found in Refs. [33,34] for  $a = N\ell/\ell_a \gg 1$  in rectangular waveguides. We attribute the discrepancy to an insufficiently large value of  $a = 1.9$  for the case shown in Fig. 3(a).

**Absorption eigenvalues.** In a dissipative system, the nonunitary part of the scattering matrix  $\hat{I} - \hat{S}^\dagger \hat{S} \equiv \hat{A}_S$  accounts for absorption [40] and its largest eigenvalue  $\alpha_{S,1}$  tells the maximum absorption that can be achieved by shaping the input wave front [30]. This requires controlling all modes incident onto both sides of the waveguide. However, more common in experiments is only one side of the system is illuminated. In such a case the matrix  $\hat{A} = \hat{I} - \hat{r}^\dagger \hat{r} - \hat{r}^\dagger \hat{r}'$  describes the absorption of input light. Its largest eigenvalue  $\alpha_1$  determines the maximum absorption in a given system when only one side is accessible. Similar to the density of the reflection eigenvalues,  $\mathcal{D}(\alpha)$  depends on the shape of the waveguide

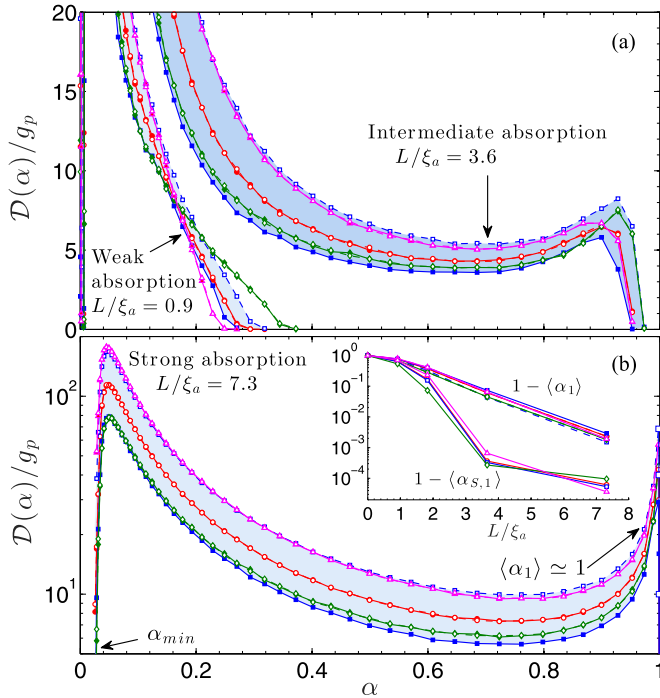


FIG. 4. Density  $\mathcal{D}(\alpha)$  of absorption eigenvalues  $\alpha$  in disordered waveguides of different shapes, under one-sided illumination, evolves from a one-peak function at weak absorption (the ensemble-averaged maximum absorption eigenvalue  $\langle \alpha_1 \rangle \ll 1$ ) to a double-peak function at intermediate absorption ( $\langle \alpha_1 \rangle \lesssim 1$ ) in (a), and the second peak moves to  $\alpha \simeq 1$  at strong absorption ( $\langle \alpha_1 \rangle \simeq 1$ ) in (b). Symbol notations are the same as in Fig. 3. In all cases the normalized density of the absorption eigenvalues exhibits a strong dependence on the shape of the waveguide, and for the asymmetric (horn) waveguide also on the input direction. The inset in (b) plots the ensemble-averaged maximum absorption eigenvalue  $\langle \alpha_1 \rangle$  vs the absorption strength  $L/\xi_a$ . For comparison, the maximum absorption eigenvalues  $\langle \alpha_{S,1} \rangle$  for two-sided illumination are also shown.

and the input direction [cf. Figs. 4(a) and 4(b)]. Common to all geometries, the functional form of  $\mathcal{D}(\alpha)$  undergoes a qualitative change with an increase of absorption strength. At weak absorption, the eigenvalue density monotonously decreases toward zero with an increase of  $\alpha$  [cf. Fig. 4(a)]. At the increased absorption, the density develops the second maximum at  $\alpha \simeq 1$ . Even in this regime, there exists an

upper bound which approaches unity exponentially [cf. the inset of Fig. 4(b)]. A coherent perfect absorber proposed in Ref. [41] achieves 100% absorption but requires full control of the incident wave front and a specific amount of absorption. In contrast, we show that at any frequency and with any absorption (above a certain threshold) the maximum achievable absorption with one-sided excitation  $\alpha_1$  can be close to unity. Moreover, with the left end of the waveguide being illuminated, for example, we can achieve nearly perfect absorption by controlling a fraction  $N_L/(N_L + N_R)$  of all input channels, that can be small in, e.g., a horn waveguide with  $N_L < N_R$ .

We note that the absorption dependence of the maximum eigenvalue  $\langle \alpha_1 \rangle$  for one-sided illumination is qualitatively different from  $\langle \alpha_{S,1} \rangle$  for two-sided illumination [cf. the inset of Fig. 4(b)]. The former approaches unity exponentially,  $1 - \langle \alpha_1 \rangle \propto \exp[-L/\xi_a]$ . In contrast, excitation from both sides results in a sharp transition at  $L/\xi_a \sim 3$ , above which the strong enhancement of absorption [30] with  $\langle \alpha_{S,1} \rangle \simeq 1$  becomes possible. The critical value of the absorption can be estimated by comparing the diffusion time without absorption  $L^2/D\pi^2$  to the absorption time  $t_a = \xi_a^2/D$ , where  $D$  is the diffusion coefficient. Equating these two characteristic time scales results in  $L/\xi_a = \pi$ , which agrees with Fig. 4(b). This offers an absorption analogy with a diffusive random laser [42–44] where exactly the same amount of gain corresponds to the lasing threshold, giving *output* to all sides.

**Conclusions.** We believe our results will have profound implications for coherent control of wave transmission, reflection, and absorption in random media [20,45]. The ability to modify the eigenvalue densities will greatly enhance the capability of coherent control, with applications to imaging through opaque media and targeted deposition of energy inside turbid media. Furthermore, nanophotonic waveguides with various geometries can be readily made with current nanofabrication techniques [46], and the control of light transmission or reflection by shaping the incident wave front will enable different functionalities for photonic applications.

We thank A. D. Stone, P. Brouwer, and C. W. J. Beenakker for stimulating discussions, and B. van Heck for technical help with the KWANT simulation package. This work is supported by the National Science Foundation under Grants No. DMR-1205307 and No. DMR-1205223.

- [1] R. Landauer, *Philos. Mag.* **21**, 863 (2006).
- [2] D. S. Fisher and P. A. Lee, *Phys. Rev. B* **23**, 6851 (1981).
- [3] R. Berkovits and S. Feng, *Phys. Rep.* **238**, 135 (1994).
- [4] M. C. van Rossum and T. M. Nieuwenhuizen, *Rev. Mod. Phys.* **71**, 313 (1999).
- [5] O. N. Dorokhov, *Solid State Commun.* **51**, 381 (1984).
- [6] J. L. Pichard and G. André, *Europhys. Lett.* **2**, 477 (1986).
- [7] K. A. Muttalib, J. L. Pichard, and A. D. Stone, *Phys. Rev. Lett.* **59**, 2475 (1987).
- [8] P. A. Mello and J. L. Pichard, *Phys. Rev. B* **40**, 5276 (1989).
- [9] C. W. J. Beenakker and B. Rajaei, *Phys. Rev. B* **49**, 7499 (1994).
- [10] A. Altland, A. Kamenev, and C. Tian, *Phys. Rev. Lett.* **95**, 206601 (2005).
- [11] B. Gérardin, J. Laurent, A. Derode, C. Prada, and A. Aubry, *Phys. Rev. Lett.* **113**, 173901 (2014).
- [12] Y. Imry, *Europhys. Lett.* **1**, 249 (1986).
- [13] J. B. Pendry, A. MacKinnon, and P. J. Roberts, *Proc. R. Soc. London, Ser. A* **437**, 67 (1992).
- [14] P. A. Lee and A. D. Stone, *Phys. Rev. Lett.* **55**, 1622 (1985).
- [15] *Mesoscopic Phenomena in Solids*, edited by B. L. Altshuler, P. A. Lee, and R. A. Webb (North-Holland, Amsterdam, 1991).

- [16] C. W. J. Beenakker and M. Büttiker, *Phys. Rev. B* **46**, 1889 (1992).
- [17] B. L. Altshuler, L. S. Levitov, and A. Y. Yakovets, *Pis'ma Zh. Eksp. Teor. Fiz.* **59**, 821 (1994) [*JETP Lett.* **59**, 857 (1994)].
- [18] Y. V. Nazarov, *Phys. Rev. Lett.* **73**, 134 (1994).
- [19] E. Akkermans and G. Montambaux, *Mesoscopic Physics of Electrons and Photons* (Cambridge University Press, Cambridge, U.K., 2007).
- [20] P. A. Mosk, A. Lagendijk, G. Lerosey, and M. Fink, *Nat. Photonics* **6**, 283 (2012).
- [21] M. Kim, Y. Choi, C. Yoon, W. Choi, J. Kim, Q. H. Park, and W. Choi, *Nat. Photonics* **6**, 581 (2012).
- [22] H. Yu, T. R. Hillman, W. Choi, J. O. Lee, M. S. Feld, R. R. Dasari, and Y. K. Park, *Phys. Rev. Lett.* **111**, 153902 (2013).
- [23] S. M. Popoff, A. Goetschy, S. F. Liew, A. D. Stone, and H. Cao, *Phys. Rev. Lett.* **112**, 133903 (2014).
- [24] I. M. Vellekoop and A. P. Mosk, *Phys. Rev. Lett.* **101**, 120601 (2008).
- [25] Z. Shi and A. Z. Genack, *Phys. Rev. Lett.* **108**, 043901 (2012).
- [26] S. M. Popoff, G. Lerosey, R. Carminati, M. Fink, A. C. Boccarda, and S. Gigan, *Phys. Rev. Lett.* **104**, 100601 (2010).
- [27] T. Kohlgraf-Owens and A. Dogariu, *Opt. Lett.* **35**, 2236 (2010).
- [28] O. Katz, E. Small, Y. Bromberg, and Y. Silberberg, *Nat. Photonics* **5**, 372 (2011).
- [29] S. F. Liew, S. M. Popoff, A. P. Mosk, W. L. Vos, and H. Cao, *Phys. Rev. B* **89**, 224202 (2014).
- [30] Y. D. Chong and A. D. Stone, *Phys. Rev. Lett.* **107**, 163901 (2011).
- [31] X. Cheng and A. Z. Genack, *Opt. Lett.* **39**, 6324 (2014).
- [32] P. W. Brouwer, *Phys. Rev. B* **57**, 10526 (1998).
- [33] N. A. Bruce and J. T. Chalker, *J. Phys. A* **29**, 3761 (1996).
- [34] C. W. J. Beenakker, J. C. J. Paasschens, and P. W. Brouwer, *Phys. Rev. Lett.* **76**, 1368 (1996).
- [35] A. Goetschy and A. D. Stone, *Phys. Rev. Lett.* **111**, 063901 (2013).
- [36] See Supplemental Material at <http://link.aps.org/supplemental/10.1103/PhysRevB.93.100201> for (i) derivation of the density of transmission eigenvalues in passive waveguides with an arbitrary shape; (ii) discussion of properties of the scattering matrix of dissipative waveguides with varying cross-section; (iii) details of numerical simulations; (iv) demonstration of invariance of density of transmission eigenvalues in rectangular waveguides in the crossover from quasi-1D to 2D geometry; (v) analysis of density of absorption eigenvalues with two-sided excitation; and (vi) review of the existing theoretical description of the density of the transmission eigenvalues in rectangular waveguides with absorption.
- [37] C. W. Beenakker, *Rev. Mod. Phys.* **69**, 731 (1997).
- [38] C. W. Groth, M. Wimmer, A. R. Akhmerov, and X. Waintal, *New J. Phys.* **16**, 063065 (2014).
- [39] R. Carminati, J. J. Sáenz, J.-J. Greffet, and M. Nieto-Vesperinas, *Phys. Rev. A* **62**, 012712 (2000).
- [40] C. W. J. Beenakker, *Phys. Rev. Lett.* **81**, 1829 (1998).
- [41] Y. D. Chong, L. Ge, H. Cao, and A. D. Stone, *Phys. Rev. Lett.* **105**, 053901 (2010).
- [42] N. M. Lawandy, R. M. Balachandran, A. S. L. Gomes, and E. Sauvain, *Nature (London)* **368**, 436 (1994).
- [43] H. Cao, in *Progress in Optics*, edited by E. Wolf (North-Holland, Amsterdam, 2003), Vol. 45 .
- [44] A. Yamilov, S. H. Chang, A. Burin, A. Taflove, and H. Cao, *Phys. Rev. B* **71**, 092201 (2005).
- [45] H. Yu, J. Park, K. Lee, J. Yoon, K. Kim, S. Lee, and Y. K. Park, *Curr. Appl. Phys.* **15**, 632 (2015).
- [46] R. Sarma, T. Golubev, A. Yamilov, and H. Cao, *Appl. Phys. Lett.* **105**, 041104 (2014).