

Anisotropy reversal of the upper critical field at low temperatures and spin-locked superconductivity in $\text{K}_2\text{Cr}_3\text{As}_3$

F. F. Balakirev,¹ T. Kong,² M. Jaime,¹ R. D. McDonald,¹ C. H. Mielke,¹ A. Gurevich,³ P. C. Canfield,² and S. L. Bud'ko²

¹National High Magnetic Field Laboratory, Los Alamos National Laboratory, MS-E536, Los Alamos, New Mexico 87545, USA

²Ames Laboratory, U.S. DOE and Department of Physics and Astronomy, Iowa State University, Ames, Iowa 50011, USA

³Department of Physics, Old Dominion University, Norfolk, Virginia 23529, USA

(Received 20 May 2015; revised manuscript received 9 June 2015; published 23 June 2015)

We report measurements of the anisotropic upper critical field $H_{c2}(T)$ for $\text{K}_2\text{Cr}_3\text{As}_3$ single crystals up to 60 T and $T > 0.6$ K. Our results show that the upper critical field parallel to the Cr chains, $H_{c2}^{\parallel}(T)$, exhibits a paramagnetically limited behavior, whereas the shape of the $H_{c2}^{\perp}(T)$ curve (perpendicular to the Cr chains) has no evidence of paramagnetic effects. As a result, the curves $H_{c2}^{\perp}(T)$ and $H_{c2}^{\parallel}(T)$ cross at $T \approx 4$ K, so that the anisotropy parameter $\gamma_H(T) = H_{c2}^{\perp}(T)/H_{c2}^{\parallel}(T)$ increases from $\gamma_H(T_c) \approx 0.35$ near T_c to $\gamma_H(0) \approx 1.7$ at 0.6 K. The paramagnetically limited behavior of $H_{c2}^{\parallel}(T)$ is inconsistent with triplet superconductivity but suggests a form of singlet superconductivity with the electron spins locked onto the direction of Cr chains.

DOI: [10.1103/PhysRevB.91.220505](https://doi.org/10.1103/PhysRevB.91.220505)

PACS number(s): 74.70.Xa, 74.25.Dw, 74.25.Op

Recently, superconductivity in $\text{K}_2\text{Cr}_3\text{As}_3$ with the transition temperature $T_c = 6.1$ K [1] was discovered, followed by the reports on related superconducting compounds $\text{Rb}_2\text{Cr}_3\text{As}_3$ with $T_c = 4.8$ K [2], and $\text{Cs}_2\text{Cr}_3\text{As}_3$ with $T_c = 2.2$ K [3]. These materials have attracted considerable attention because their crystalline lattices contain an array of weakly coupled, double well $[(\text{Cr}_3\text{As}_3)^{2-}]_{\infty}$ linkages stretched along the c axis, suggesting the possibility of quasi-one-dimensional (quasi-1D) superconductivity in inorganic materials. Specific heat and transport measurements on both polycrystals and single crystals [1,4] have shown that T_c is not very sensitive to the sample quality quantified by the residual resistance ratio (RRR). Both NMR and penetration depth measurements on $\text{K}_2\text{Cr}_3\text{As}_3$ suggest strong, quasi-1D paramagnetic fluctuations and unconventional superconductivity with possible line nodes in the order parameter [5,6]. Density functional theory (DFT) calculations show that hybridization of $3d$ orbitals of Cr and $4p$ orbitals of As results in two quasi-1D α and β bands and a three-dimensional (3D) γ band crossing the Fermi surface, but no spontaneous magnetic order [7,8].

Measurements of the upper critical field $H_{c2}(T)$ at $H \leq 14$ T performed on $\text{K}_2\text{Cr}_3\text{As}_3$ single crystals [4] revealed moderately anisotropic $H_{c2}(T)$ with very large initial slopes, $dH_{c2}^{\parallel}/dT = 12$ T/K along the Cr chains and $dH_{c2}^{\perp}/dT = 7$ T/K perpendicular to the chains. Extrapolation of these $H_{c2}(T)$ curves to $T = 0$ suggests the values of $H_{c2}(0)$ two to three times larger than the BCS paramagnetic limit, $H_p[\text{T}] = 1.84T_c$ [K]. Similarly, large initial $H_{c2}(T)$ slope observed in the low-field measurements on a polycrystalline $\text{Rb}_2\text{Cr}_3\text{As}_3$ was interpreted as a hint of possible triplet superconductivity [2]. In $\text{K}_2\text{Cr}_3\text{As}_3$, the anisotropy of $H_{c2}(T)$ measured at $H < 14$ T diminishes as T decreases so crossing of the $H_{c2}(T)$ curves appears likely [4]. Given the ambiguity of conclusions based on the extrapolations of $H_{c2}(T)$ measured near T_c to low temperatures, we performed high-field measurements of $H_{c2}(T)$ on $\text{K}_2\text{Cr}_3\text{As}_3$ single crystals in pulsed magnetic fields up to $H = 60$ T which enabled us to reveal the full anisotropic $H_{c2}(T)$ curves from T_c down to 600 mK. The results turned out to be striking: whereas $H_{c2}^{\parallel}(T)$ parallel to the Cr chain exhibits a clear Pauli-limited behavior, the

perpendicular $H_{c2}^{\perp}(T)$ shows no sign of paramagnetic pair breaking and becomes almost a factor of 2 larger than $H_{c2}^{\parallel}(T)$ as $T \rightarrow 0$. We show that this behavior of $H_{c2}(T)$ is inconsistent with triplet superconductivity and propose an alternative interpretation which also addresses the apparent contradiction of the moderate anisotropy of H_{c2} with the putative 1D superconductivity in $\text{K}_2\text{Cr}_3\text{As}_3$.

$\text{K}_2\text{Cr}_3\text{As}_3$ single crystals were grown using a high-temperature solution growth method [4,9]. The starting stoichiometry was K:Cr:As=6:1:7 following Ref. [1]. Bulk, elemental K, Cr, and As were held in an alumina crucible that was welded in a tantalum tube under argon atmosphere. A third layer of silica tube protects tantalum from getting oxidized at high temperature. The whole ampoule was then slowly heated up to 1000 °C and cooled down over three days to 700 °C, at which temperature the remaining liquid was separated from the crystals in a centrifuge. Detailed experimental setup and temperature profile can be found in Ref. [4]. Single crystals of $\text{K}_2\text{Cr}_3\text{As}_3$ are rodlike and very sensitive to air, so care was taken to prevent oxidation of samples. The Cr chains in the crystal structure are parallel to the rod.

The anisotropic dc susceptibility $\chi(T) = M(T)/H$ of the samples in the normal state was measured using a Quantum Design Magnetic Property Measurement System. A Kel-F plastic disk with a small amount of Apiezon N grease was used to hold several aligned samples. The diamagnetic background signal was then subtracted from the raw data to obtain the sample signal. Temperature dependencies of $\chi_{\parallel}(T)$ parallel to the Cr chains and $\chi_{\perp}(T)$ perpendicular to the chains measured at $7 < T < 300$ K are shown in Fig. 1. Both $\chi_{\parallel}(T)$ and $\chi_{\perp}(T)$ increase as T decreases, with $\chi_{\parallel}(T) \simeq 1.2\chi_{\perp}(T)$ over the whole temperature range. The overall temperature dependence and the absolute values (keeping in mind possible errors in measuring the mass of the small samples) are consistent with the susceptibility of randomly oriented single crystals reported in Ref. [4].

The upper critical field H_{c2} below 4 K was measured in a 65 T pulsed magnet at the National High Magnetic Field Laboratory (NHMFL), Los Alamos, using a contactless technique based on a proximity detector oscillator (PDO)

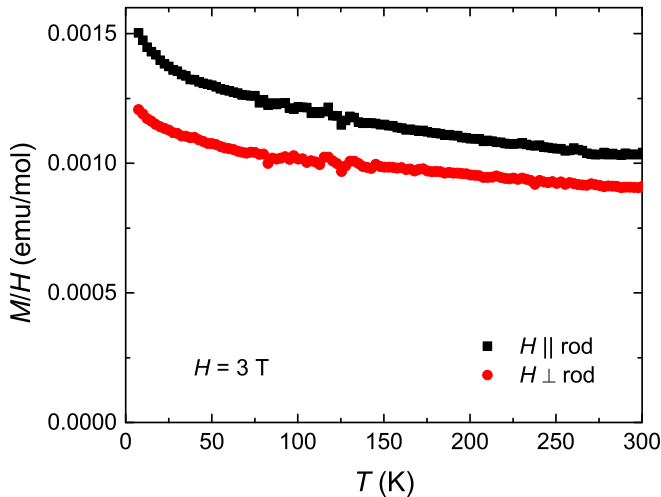


FIG. 1. (Color online) Anisotropic dc magnetic susceptibility of $\text{K}_2\text{Cr}_3\text{As}_3$ measured at 3 T for $H \parallel \text{rod}$ (black squares) and $H \perp \text{rod}$ (red circles).

[10,11]. A $\text{K}_2\text{Cr}_3\text{As}_3$ crystal was separated into several pieces and placed, one parallel to field and the other perpendicular to field, on two separate spiral copper coils (see Fig. 2). The lithographically defined resonating rf coils were designed at NHMFL. The coils are connected to a PDO resonating in the 30–35 MHz range. The oscillatory signal wave forms were recorded directly using a fast 200 million samples per second digitizer during 120 ms magnet pulse.

A smooth featureless PDO frequency response to magnetic field up to 60 T was observed above T_c at 8 K. In contrast, at $T < T_c$ there is a noticeable change in the resonance frequency dependence as a function of field. As the magnetic flux is partially expelled by the superconductor, the effective inductance of the coils is reduced and the resonance frequency increases. Once the magnetic field exceeds H_{c2} , the normal




FIG. 2. (Color online) Parts of a single crystal sample mounted on resonating rf coils. The coils are lithographically defined planar spiral coils 0.8 mm in diameter, coil geometry preferable for coupling to rodlike samples. Magnetic field direction is shown by the blue arrow.

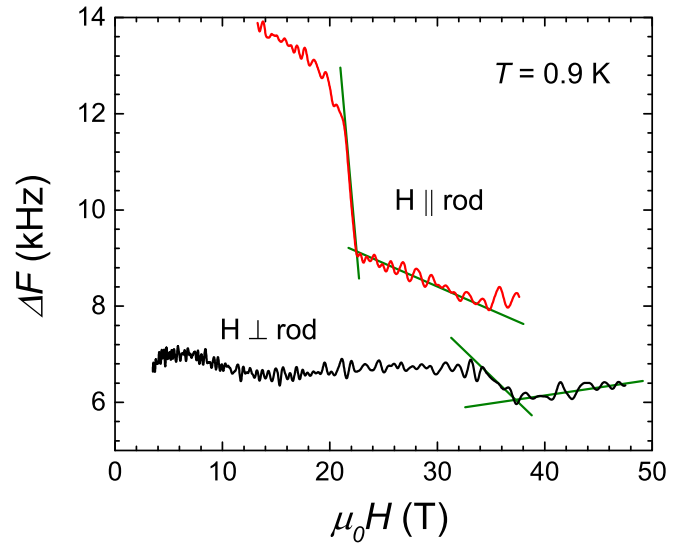


FIG. 3. (Color online) Magnetic field dependence of the resonance frequency in PDO circuits for samples oriented along the field and perpendicular to the field at $T = 0.9$ K after subtraction of the background signal. The background signal is a polynomial fit to frequency response recorded at $T = 8$ K where no superconductivity is present. Green lines indicate the criterion for determining H_{c2} (see text).

state frequency response is recovered again. The onset of superconductive response, i.e., first deviation from the high-field normal state behavior, in RF oscillator and magnetotransport measurements has been shown to track the value of H_{c2} obtained by other experimental probes [12–14]. We extracted the intercept point of two types of behavior and associate the so-obtained value of the magnetic field with H_{c2} as shown in Fig. 3 for a representative temperature.

Shown in Fig. 4 are combined $H_{c2}(T)$ data for $\text{K}_2\text{Cr}_3\text{As}_3$ obtained from resistivity measurements [4] below 14 T and PDO measurements in pulsed magnetic field down to 600 mK. For the resistivity data, the onset of resistive transition (as opposed to offset in Ref. [4]) was used, which is more consistent with the PDO criterion outlined above. The apparent mismatch between two criteria/two sets of data is small, < 0.05 K (or < 0.5 T). The temperature dependencies of $H_{c2}(T)$ along two crystal orientations show distinctly different behaviors. For field applied along the c axis, $H_{c2}^{\parallel}(T)$ exhibits a strong negative curvature and saturation at ~ 23 T. By contrast, $H_{c2}^{\perp}(T)$ perpendicular to the c axis is roughly linear in T with a slight upward curvature near T_c and equally slight negative curvature at lower T where H_{c2}^{\perp} reaches ~ 37 T. The $H_{c2}^{\parallel}(T)$ and $H_{c2}^{\perp}(T)$ curves cross at $T \approx 4$ K, so that the anisotropy, parameter $\gamma(T) = H_{c2}^{\perp}/H_{c2}^{\parallel}$ increases as T decreases, from $\gamma_H \approx 0.35$ at T_c to $\gamma_H(T) > 1$ below $T \approx 4$ K. Crossing of $H_{c2}(T)$ curves has also been observed on quasi-1D organic superconductors [16,17] and some of the Fe-based superconductors [18,19].

Essential features of the $H_{c2}(T)$ curves shown in Fig. 4 set them apart from other materials mentioned above. The values of $H_{c2}^{\parallel}(0) \approx 2H_p$ and $H_{c2}^{\perp}(0) \approx 3.7H_p$ are both well above the BCS paramagnetic limit, $H_p[\text{T}] = 1.84T_c[\text{K}] \approx 11$ T for

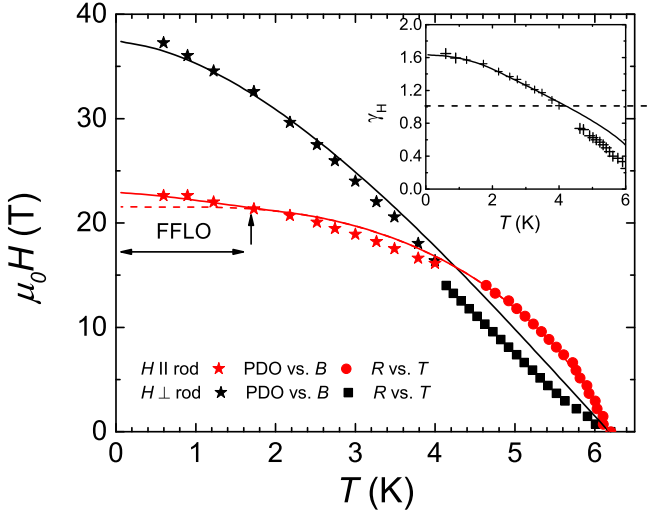


FIG. 4. (Color online) Upper critical fields $H_{c2}^{\parallel}(T)$ and $H_{c2}^{\perp}(T)$. Data below 14 T were obtained using a superconductivity onset criterion (as in Ref. [15]) on resistance vs temperature data taken at constant field in Ref. [4]. Data below 4 K were obtained in ^3He liquid below 1 K and in ^4He liquid above 1 K in pulsed fields using PDO onset criteria. Solid lines are fits of $H_{c2}^{\parallel}(T)$ to Eq. (1) for $\alpha = 2.6$ and $H_{c2}^{\perp}(T)$ for $\alpha = 0$. For $\mathbf{H} \parallel c$, the fit suggests a FFLO state below 1.8 K. Inset shows $\gamma_H(T) = H_{c2}^{\perp}/H_{c2}^{\parallel}$ where the solid line was calculated from the fits.

$T_c = 6$ K. This fact could be interpreted as evidence of triplet superconductivity [2], but this would be inconsistent with other observations: (1) T_c is practically insensitive to nonmagnetic impurities as evident from the measurements of T_c on samples with different RRRs [1,4]. (2) The shape of $H_{c2}^{\parallel}(T)$ shown in Fig. 4 is indicative of strong Pauli pair breaking, similar to what was observed in Fe-based superconductors [20–23]. Thus, the behavior of $H_{c2}^{\parallel}(T)$ is characteristic of singlet superconductivity, yet the shape of $H_{c2}^{\perp}(T)$ indicates orbital pair breaking with no apparent Pauli-limiting effects [24]. The latter is rather remarkable, given that in a quasi-1D compound it is the transverse $H_{c2}^{\perp}(T)$ which is expected to be limited by both orbital and Pauli pair breaking so that $H_{c2}^{\perp}(T) < H_{c2}^{\parallel}(T)$. Moreover, the $H_{c2}(T)$ curves shown in Fig. 4 do not exhibit strong upturns at $T \ll T_c$ that were considered indicative of superconductivity coexisting with field-induced spin density waves in organic materials [25,26], Fulde-Ferrel-Larkin-Ovchinnikov (FFLO) states [27], or orbital multiband effects [20]. The inversion of anisotropy of $H_{c2}(T)$ was also associated with equatorial nodes in a single band order parameter [21], but this model disregards the essential Pauli-limiting effects. High H_{c2} values well above H_p but no crossover of the $H_{c2}(T)$ curves were observed in other quasi-1D inorganic superconductors $\text{Li}_{0.9}\text{Mo}_6\text{O}_{17}$ (Ref. [28]), $\text{Nb}_2\text{Pd}_x\text{Se}_5$ (Ref. [29]), and $\text{Nb}_2\text{Pd}_{0.81}\text{S}_5$ (Ref. [30]). The high values of H_{c2} observed on these materials, as well as H_{c2}^{\perp} shown in Fig. 4 can hardly be explained by the enhancement of H_{c2} by the spin orbital effects [23,24] which would require unrealistically large spin-orbit coupling constants [28,29].

We suggest that the behavior of $H_{c2}(T)$ shown in Fig. 4 can result from a particular spin configuration of pairing

electrons, given that strong exchange correlations in $\text{K}_2\text{Cr}_3\text{As}_3$ can result in local energy minima for spins either parallel or perpendicular to the Cr chains in the normal state, as was shown by DFT calculations [7,8]. The high-field measurements of H_{c2} could thus probe the spin orientation of the itinerant electrons in bands responsible for superconductivity if the Zeeman energy shift $\mu_B H < 2.5$ meV at $H < 40$ T does not cause spin-flip transitions between different states separated by energy barriers > 2.5 meV. In this case three possible spin configurations of singlet Cooper pairs can manifest themselves in markedly different behaviors of $H_{c2}(T)$:

(1) The direction of the antiparallel spins in Cooper pairs is not fixed, thus both $H_{c2}^{\parallel}(T)$ and $H_{c2}^{\perp}(T)$ would be paramagnetically limited, since $H_{c2}^{\perp}(0) > 3H_p$. Because $H_{c2}^{\perp}(T)$ is further reduced by orbital pair breaking, there should be no crossing of $H_{c2}^{\perp}(T)$ and $H_{c2}^{\parallel}(T)$. This conventional scenario is inconsistent with our data.

(2) The Cooper pair spins are predominantly aligned perpendicular to the Cr chains, so that spins in each octahedral cluster of Cr chains can either all point inward or alternate antiferromagnetically [7,8]. In that case H_{c2}^{\parallel} would be unaffected by the Pauli pair breaking, while H_{c2}^{\perp} would be Pauli limited, which is opposite to what is shown in Fig. 4.

(3) The Cooper pair spins are predominantly aligned along the Cr chains, which thus play the role of an easy magnetization axis but cause no magnetic order in the paramagnetic normal state. This scenario is consistent with the observed Pauli-limiting behavior of $H_{c2}^{\parallel}(T)$ and no signs of it in $H_{c2}^{\perp}(T)$. Such spin alignment is consistent with the NMR measurements [5] which revealed strong 1D spin correlations in $\text{K}_2\text{Cr}_3\text{As}_3$, and also with the sign of the anisotropy of $\chi(T)$ shown in Fig. 1, although the uniaxial anisotropy of $\chi(T)$ in the normal state of nonlocal-moment-bearing materials is not unusual [31,32].

$\text{K}_2\text{Cr}_3\text{As}_3$ is likely a multiband superconductor [7,8], but currently little is known about the pairing mechanism and symmetry of the order parameter. To get insight into the behavior of $H_{c2}(T)$ without introducing too many unknown parameters, we first use a Werthamer-Helfand-Hohenberg theory [24] for a uniaxial, single band superconductor. The equation for H_{c2} which takes into account anisotropic orbital pair breaking in the clean limit and the Pauli effects for the spins aligned along the c axis, but disregards spin-orbital effects is given by [20].

$$\ln t + 2e^{q^2} \text{Re} \sum_{n=0}^{\infty} \int_0^{\infty} du e^{-u^2} \left[\frac{u}{n+1/2} - \frac{t}{\sqrt{b}} \tan^{-1} \left(\frac{u\sqrt{b}}{t(n+1/2) + i\alpha b} \right) \right] = 0, \quad (1)$$

$$b = \frac{\hbar^2 v_{\perp}^2 \epsilon_{\theta}^{1/2} H_{c2}}{8\pi \phi_0 T_c^2 g^2}, \quad \alpha = \frac{4\mu_B \phi_0 T_c g}{\hbar^2 v_{\perp}^2 \epsilon_{\theta}^{1/2}} \cos \theta, \quad (2)$$

$$q^2 = \frac{Q_z^2 \epsilon \phi_0}{2\pi H \epsilon_{\theta}^{3/2}}, \quad \epsilon_{\theta} = (\cos^2 \theta + \epsilon \sin^2 \theta)^{1/2}. \quad (3)$$

Here $t = T/T_c$, v_{\perp} is the Fermi velocity in the ab plane, $\epsilon = m_{\perp}/m_{\parallel} \gg 1$, m_{\parallel} is the band mass of electrons moving along the chains and m_{\perp} is the effective mass for hopping across the chains, ϕ_0 is the magnetic flux quantum, μ_B is the

Bohr magneton, θ is the angle between \mathbf{H} and the c axis, $g = 1 + \lambda$ describes strong-coupling Eliashberg corrections [33], λ is a dimensionless pairing constant, and α is the Pauli pair-breaking parameter. For $\alpha \gtrsim 1$, the transition to the FFLO state with a spatially modulated order parameter occurs [27]. For the field tilted away from the c axis, the factor $\cos\theta$ in α takes into account the projection of \mathbf{H} onto the spin direction along the chains, so that no Pauli pair breaking occurs at $\theta = \pi/2$.

Shown in Fig. 4 is the fit of Eq. (1) to the experimental data using $H_{c2}(0)$ and α as the only fit parameters for each of the $H_{c2}^{\parallel}(T)$ and $H_{c2}^{\perp}(T)$ curves. Here $H_{c2}^{\parallel}(T)$ is described well by Eq. (1) with $\theta = 0$ and $\alpha = 2.6$. As follows from Fig. 4, the FFLO vector $Q(T)$ should appear spontaneously below 1.8 K where the solid $H_{c2}^{\parallel}(T)$ curve lies above the dashed curve calculated for $Q = 0$. The value of $H_{c2}^{\parallel}(0) \approx 23$ T at $T = 0$ exceeds the weak-coupling BCS paramagnetic limit but is consistent with the paramagnetic limit enhanced by strong-coupling effects $\tilde{H}_p = (1 + \lambda)H_p$ (Ref. [33]). The observed $\tilde{H}_p \approx H_{c2}^{\perp}(0) = 23$ T corresponds to $\lambda \approx 1.1$ indicative of strong pairing correlations in $\text{K}_2\text{Cr}_3\text{As}_3$ (Ref. [1]).

If spins are locked onto the Cr chains, $H_{c2}^{\perp}(T)$ is only limited by orbital pair breaking. The fit is satisfactory although deviations near T_c and at $T \ll T_c$ are apparent. Such deviations are generally expected as the orbitally limited $H_{c2}^{\perp}(T)$ is more sensitive to multiband effects, symmetry of the order parameter, broadening of the resistive transition due to local T_c inhomogeneities, and the different criteria for H_{c2} in resistive and PDO measurements, than the paramagnetically-limited $H_{c2}^{\parallel}(T)$. The fit of $H_{c2}^{\perp}(T)$ can be improved using a multiband version of Eq. (1) (Ref. [20]) and taking into account the actual band structure and possible nodes in the order parameter [21], but this would greatly increase the number of adjustable parameters.

Analysis of the slopes $H'_{c2} = dH_{c2}/dT$ at T_c can give additional insights into features of superconductivity in $\text{K}_2\text{Cr}_3\text{As}_3$. The anisotropic Ginzburg-Landau (GL) theory gives $H_{c2}^{\parallel} = \phi_0/2\pi\xi_{\perp}^2 T_c$ and $H_{c2}^{\perp} = \phi_0/2\pi\xi_{\perp}\xi_{\parallel} T_c$, where $\xi_{\perp}(T) = \epsilon^{-1/2}\xi_{\parallel}(T)$ and $\xi_{\parallel}(T)$ are the GL coherence lengths across and along the chains, and $m_{\perp}/m_{\parallel} = [H_{c2}^{\parallel}/H_{c2}^{\perp}]^2$. The observed $H_{c2}^{\parallel} \simeq 12$ T/K and $H_{c2}^{\perp} \simeq 7$ T/K yield a modest mass anisotropy $m_{\perp}/m_{\parallel} \approx 3$, hardly consistent with the putative 1D superconductivity in $\text{K}_2\text{Cr}_3\text{As}_3$. Indeed, $H_{c2}^{\perp}(0) \approx 37$ T implies that the transverse coherence length $\xi_{\perp}(0) = [\phi_0/2\pi\sqrt{\epsilon}H_{c2}^{\perp}(0)]^{1/2} \approx 2.2$ nm is more than twice the spacing between the Cr octahedra in the ab plane, thus the in-plane Josephson coupling between the Cr chains is not negligible

even at $T = 0$. The reduced anisotropy of $H_{c2}(T)$ may also result from a contribution of the 3D γ band, similar to MgB_2 where the isotropic π band greatly reduces the anisotropy of H_{c2} as compared to the prime 1D σ band [34]. For an effective 1D $\alpha\beta$ band coupled with the 3D γ band, H'_{c2} can be evaluated using a two-band theory [34]

$$\frac{dH_{c2}}{dT} = \frac{24\pi\phi_0k_B^2T_c}{7\zeta(3)\hbar^2(c_+v_1^2 + c_-v_2^2)}, \quad (4)$$

where $v_1(\theta)$ and $v_2(\theta)$ are Fermi velocities in $\alpha\beta$ and γ bands, $2c_{\pm} = 1 \pm \lambda_-/\lambda_0$, $\lambda_0 = (\lambda_-^2 + 4\lambda_{12}\lambda_{21})$, $\lambda_- = \lambda_{11} - \lambda_{22}$, λ_{11} and λ_{22} are dimensionless pairing constants in bands 1 and 2, and λ_{12} and λ_{21} are interband pairing constants. The 3D band 2 can significantly reduce the anisotropy of H_{c2} even if superconductivity in band 2 is proximity induced by the main 1D bands, as happens in MgB_2 (Ref. [34]). If superconductivity in the γ band is mostly induced by interband coupling, the Pauli pair-breaking effects would be reduced even if the spins in the γ band are not locked onto the Cr chains.

In conclusion, we report the first high-field measurements of the full temperature dependence of anisotropic $H_{c2}(T)$ in $\text{K}_2\text{Cr}_3\text{As}_3$. The temperature dependence of $H_{c2}^{\parallel}(T)$ parallel to the Cr chains exhibits a clear Pauli-limited behavior and possible FFLO state below 1.8 K. However, $H_{c2}^{\perp}(T)$ perpendicular to the chains shows an orbitally limited behavior with no signs of Pauli pair breaking. As a result, the curves $H_{c2}^{\perp}(T)$ and $H_{c2}^{\parallel}(T)$ cross at $T \approx 4$ K, so that the anisotropy parameter $\gamma_H(T) = H_{c2}^{\perp}/H_{c2}^{\parallel}(T)$ increases from $\gamma_H(T_c) \approx 0.35$ at T_c to $\gamma_H(0) \approx 1.7$ at 0.7 K. Our results seem inconsistent with triplet superconductivity but could be interpreted in terms of singlet superconductivity with electron spins of 1D bands locked onto the Cr chains. The modest anisotropy of H_{c2} suggests in-plane Josephson coupling of the Cr chains and a contribution of a 3D γ band.

We thank V. Kogan and B. Ramshaw for useful discussions. Work done in Ames Laboratory is supported by the US Department of Energy, Office of Science, Basic Energy Sciences, Materials Science and Engineering Division under Contract No. DE-AC02-07CH11358. The NHMFL Pulsed Field Facility is supported by the National Science Foundation, the Department of Energy, and the State of Florida through NSF Cooperative Grant No. DMR-1157490 and by U.S. DOE BES ‘‘Science at 100T’’ project.

- [1] J.-K. Bao, J.-Y. Liu, C.-W. Ma, Z.-H. Meng, Z.-T. Tang, Y.-L. Sun, H.-F. Zhai, H. Jiang, H. Bai, C.-M. Feng, Z.-A. Xu, and G.-H. Cao, *Phys. Rev. X* **5**, 011013 (2015).
 [2] Z.-T. Tang, J.-K. Bao, Y. Liu, Y.-L. Sun, A. Ablimit, H.-F. Zhai, H. Jiang, C.-M. Feng, Z.-A. Xu, and G.-H. Cao, *Phys. Rev. B* **91**, 020506(R) (2015).
 [3] Z.-T. Tang, J.-K. Bao, Z. Wang, H. Jiang, Y. Liu, H.-F. Zhai, C.-M. Feng, Z.-A. Xu, and G.-H. Cao, *Sci. China Mater.* **58**, 16 (2015).

- [4] T. Kong, S. L. Bud’ko, and P. C. Canfield, *Phys. Rev. B* **91**, 020507 (2015).
 [5] H. Z. Zhi, T. Imai, F. L. Ning, J.-K. Bao, and G.-H. Gao, *Phys. Rev. Lett.* **114**, 147004 (2015).
 [6] G. M. Pang, M. Smidman, W. B. Jiang, J. K. Bao, Z. F. Weng, Y. F. Wang, L. Jiao, J. L. Zhang, G. H. Cao, and H. Q. Yuan, *Phys. Rev. B* **91**, 220502(R) (2015).
 [7] H. Jiang, G. Cao, and C. Cao, [arXiv:1412.1309](https://arxiv.org/abs/1412.1309).

- [8] X. Wu, C. Le, J. Yuan, H. Fan, and J. Hu, *Chin. Phys. Lett.* **32**, 057401 (2015).
- [9] P. C. Canfield and Z. Fisk, *Philos. Mag. B* **65**, 1117 (1992).
- [10] M. M. Altarawneh, C. H. Mielke, and J. S. Brooks, *Rev. Sci. Instrum.* **80**, 066104 (2009).
- [11] E. D. Mun, M. M. Altarawneh, C. H. Mielke, V. S. Zapf, R. Hu, S. L. Bud'ko, and P. C. Canfield, *Phys. Rev. B* **83**, 100514(R) (2011).
- [12] C. Mielke, J. Singleton, M.-S. Nam, N. Harrison, C. C. Agosta, B. Frave, and L. K. Montgomery, *J. Phys.: Condens. Matter* **13**, 8325 (2001).
- [13] M. M. Altarawneh, K. Collar, C. H. Mielke, N. Ni, S. L. Bud'ko, and P. C. Canfield, *Phys. Rev. B* **78**, 220505(R) (2008).
- [14] G. Grissonnanche, O. Cyr-Choiniere, F. Laliberte, S. Rene de Cotret, A. Juneau-Fecteau, S. Dufour-Beausejour, M.-E. Delage, D. LeBoeuf, J. Chang, B. J. Ramshaw, D. A. Bonn, W. N. Hardy, R. Liang, S. Adachi, N. E. Hussey, B. Vignolle, C. Proust, M. Sutherland, S. Kramer, J.-H. Park *et al.*, *Nat. Commun.* **5**, 3280 (2014).
- [15] N. Ni, M. E. Tillman, J.-Q. Yan, A. Kracher, S. T. Hannahs, S. L. Bud'ko, and P. C. Canfield, *Phys. Rev. B* **78**, 214515 (2008).
- [16] I. J. Lee, M. J. Naughton, G. M. Danner, and P. M. Chaikin, *Phys. Rev. Lett.* **78**, 3555 (1997).
- [17] S. Yonezawa, S. Kusaba, Y. Maeno, P. Auban-Senzier, C. Pasquier, K. Bechgaard, and D. Jérôme, *Phys. Rev. Lett.* **100**, 117002 (2008).
- [18] M. Fang, J. Yang, F. F. Balakirev, Y. Kohama, J. Singleton, B. Qian, Z. Q. Mao, H. Wang, and H. Q. Yuan, *Phys. Rev. B* **81**, 020509 (2010).
- [19] B. Maiorov, P. Mele, S. A. Baily, M. Weigand, S.-Z. Lin, F. F. Balakirev, K. Matsumoto, H. Nagayoshi, S. Fujita, Y. Yoshida, Y. Ichino, T. Kiss, A. Ichinose, M. Mukaida, and L. Civale, *Supercond. Sci. Technol.* **27**, 044005 (2014).
- [20] A. Gurevich, *Phys. Rev. B* **82**, 184504 (2010); *Rep. Prog. Phys.* **74**, 124501 (2011).
- [21] V. G. Kogan and R. Prozorov, *Phys. Rev. B* **90**, 100507 (2014).
- [22] C. Tarantini, A. Gurevich, J. Jaroszynski, F. Balakirev, E. Bellingeri, I. Pallecchi, C. Ferdeghini, B. Shen, H. H. Wen, and D. C. Larbalestier, *Phys. Rev. B* **84**, 184522 (2011).
- [23] H. Lei, K. Wang, R. Hu, H. Ryu, M. Abeykoon, E. S. Bozin, and C. Petrovic, *Sci. Technol. Adv. Mater.* **13**, 054305 (2012).
- [24] E. Helfand and N. R. Werthamer, *Phys. Rev.* **147**, 288 (1966); N. R. Werthamer, E. Helfand, and P. C. Hohenberg, *ibid.* **147**, 295 (1966).
- [25] *The Physics of Organic Superconductors and Conductors*, edited by A. G. Lebed (Springer, Berlin, 2008).
- [26] J. S. Brooks, *Rep. Prog. Phys.* **71**, 126501 (2008).
- [27] Y. Matsuda and H. Shimahara, *J. Phys. Soc. Jpn.* **76**, 051005 (2007); A.G. Lebed, *Phys. Rev. Lett.* **107**, 087004 (2011); M. D. Croitoru, M. Houzet, and A. I. Buzdin, *J. Phys. Soc. Jpn.* **108**, 207005 (2012).
- [28] J.-F. Mercure, A. F. Bangura, X. Xu, N. Wakeham, A. Carrington, P. Walmsley, M. Greenblatt, and N. E. Hussey, *Phys. Rev. Lett.* **108**, 187003 (2012).
- [29] S. Khim, B. Lee, K.-Y. Choi, B.-G. Jeon, D. H. Jang, D. Patil, S. Patil, R. Kim, E. S. Choi, S. Lee, J. Yu, and K. H. Kim, *New J. Phys.* **15**, 123031 (2013).
- [30] Q. Zhang, G. Li, D. Rhodes, A. Kiswandhi, T. Besara, B. Zeng, J. Sun, T. Siegrist, M. D. Johannes, and L. Balicas, *Sci. Rep.* **3**, 1446 (2013).
- [31] S. L. Bud'ko, Z. Islam, T. A. Wiener, I. R. Fisher, A. H. Lacerda, and P. C. Canfield, *J. Magn. Magn. Mater.* **205**, 53 (1999).
- [32] T. Kong, C. E. Cunningham, V. Taufour, S. L. Bud'ko, M. L. C. Buffon, X. Lin, H. Emmons, and P. C. Canfield, *J. Magn. Magn. Mater.* **358-359**, 212 (2014).
- [33] J. P. Carbotte, *Rev. Mod. Phys.* **62**, 1027 (1990).
- [34] A. Gurevich, *Physica C* **456**, 160 (2007).