

Signatures of nematic quantum critical fluctuations in the Raman spectra of lightly doped cupratesS. Caprara,^{1,2} M. Colonna,¹ C. Di Castro,^{1,2} R. Hackl,³ B. Muschler,^{3,*} L. Tassini,^{3,†} and M. Grilli^{1,2}¹*Dipartimento di Fisica, Università di Roma Sapienza, Piazzale Aldo Moro 5, I-00185 Roma, Italy*²*Istituto dei Sistemi Complessi CNR and CNISM Unità di Roma Sapienza*³*Walther Meissner Institut, Bayerische Akademie der Wissenschaften, 85748 Garching, Germany*

(Received 16 January 2015; revised manuscript received 25 March 2015; published 18 May 2015)

We consider the lightly doped cuprates $Y_{0.97}Ca_{0.03}BaCuO_{6.05}$ and $La_{2-x}Sr_xCuO_4$ (with $x = 0.02, 0.04$), where the presence of a fluctuating nematic state has often been proposed as a precursor of the stripe or, more generically charge density wave phase, which sets in at higher doping. We phenomenologically assume quantum critical longitudinal and transverse nematic, and charge-ordering fluctuations, and investigate their effects in the Raman spectra. We find that the longitudinal nematic fluctuations peaked at zero transferred momentum account well for the anomalous Raman absorption observed in these systems in the B_{2g} channel, while the absence of such an effect in the B_{1g} channel may be due to the overall suppression of Raman response at low frequencies, associated with the pseudogap. While in $Y_{0.97}Ca_{0.03}BaCuO_{6.05}$ the low-frequency line shape is fully accounted for by longitudinal nematic collective modes alone, in $La_{2-x}Sr_xCuO_4$, also charge-ordering modes with finite characteristic wave vector are needed to reproduce the shoulders observed in the Raman response. This different involvement of the nearly critical modes in the two materials suggests a different evolution of the nematic state at very low doping into the nearly charge-ordered state at higher doping.

DOI: [10.1103/PhysRevB.91.205115](https://doi.org/10.1103/PhysRevB.91.205115)

PACS number(s): 74.72.-h, 74.25.nd, 75.25.Dk, 74.40.Kb

I. INTRODUCTION

Growing experimental and theoretical evidence indicates that (stripelike) charge ordering (CO) [1–3], possibly related to a hidden charge-density-wave quantum critical point near optimal doping [4–8], plays a role in determining the unconventional properties of superconducting cuprates. Charge ordered textures were assessed by neutron scattering experiments in La cuprates, codoped with Nd [9–11], Ba [12], or Eu [13], and confirmed also by soft resonant x-ray scattering [14,15]. The occurrence of stripelike charge- and spin-density waves in other cuprates is supported by the similarities of the noncodoped and codoped La cuprates in the spin channel, e.g., the doping dependence of the low-energy incommensurability [16], and the high-energy magnon spectra in $La_{2-x}Ba_xCuO_4$ [17], $La_{2-x}Sr_xCuO_4$ (LSCO) [18], and $YBaCuO_{6+p}$ [19,20]. These features are well described in terms of striped ground states [21–23]. CO in cuprates, possibly with fluctuating character, was also confirmed by EXAFS [24], NMR experiments [25,26], scanning tunneling spectroscopy [27–29], and resonant x-ray measurements [30–33]. A recent theoretical analysis of Raman spectra in LSCO [34] showed that nearly critical spin and charge fluctuations coexist at intermediate and high doping. This coexistence also accounts [35] for the specific momentum, energy and doping dependence of the single-particle anomalies, the so-called kinks and waterfalls, observed in photoemission spectra [36].

The above facts, support the occurrence and relevance of (fluctuating) stripes in cuprates and raise the question about their precursors at very low doping [37]. The experimental

evidence of rotational symmetry breaking [20,38–41] points towards nematic order, although it is not yet clear whether this order arises from a melted stripe state [42], from incipient unidirectional fluctuating stripes [43], or from an unrelated d -wave-type nematic order which preserves translational symmetry [44]. On the theoretical side, it was recently proposed that a ferronematic state occurs at very low doping, formed by stripe segments without positional order [45]. These segments are oriented because they sustain a vortex and an antivortex of the antiferromagnetic order at their extremes, and break rotational and inversion symmetry. This phase has no order in the charge sector, but induces incommensurate peaks in excellent agreement with experiments in LSCO [46]. Recent Monte Carlo calculations [47] showed that, lowering the temperature, the ferronematic state turns into a ferrosmectic state, where the segments have a typical lateral distance ℓ_c , corresponding to CO with a characteristic wave vector \mathbf{q}_c (with $|\mathbf{q}_c| \sim 1/\ell_c$). The segments thus appear as the natural precursors of stripes.

It is therefore important to assess nematic order in cuprates. The aim of the present work is to identify the signatures of nematic fluctuations in Raman scattering. This is a bulk (nearly surface-insensitive) probe and measures a response function analogous to that of optical conductivity [48]. However, while the latter averages over the Brillouin zone (BZ), different polarizations of the incoming and outgoing photons weight different parts of the BZ in Raman scattering [49], introducing specific form factors. It turns out that the so-called B_{1g} and B_{2g} channels are the most relevant to extract the contributions of collective modes (CMs) in cuprates. We already investigated how these form factors can be exploited to identify the contributions of different (e.g., charge and spin) critical CMs, based on their different finite wave vectors [34,50,53–55]. There are two classes of CM contributions. In one class, the CMs dress the fermion quasiparticles, introducing self-energy and vertex corrections, which affect the Raman spectra up to substantial fractions of eV [34,53,54]. In the other class,

*Present address: Zoller & Fröhlich GmbH, Simoniusstrasse 22, 88239 Wangen im Allgäu, Germany.

†Present address: MBDA, Hagenauer Forst 27, 86529 Schrobenhausen, Germany.

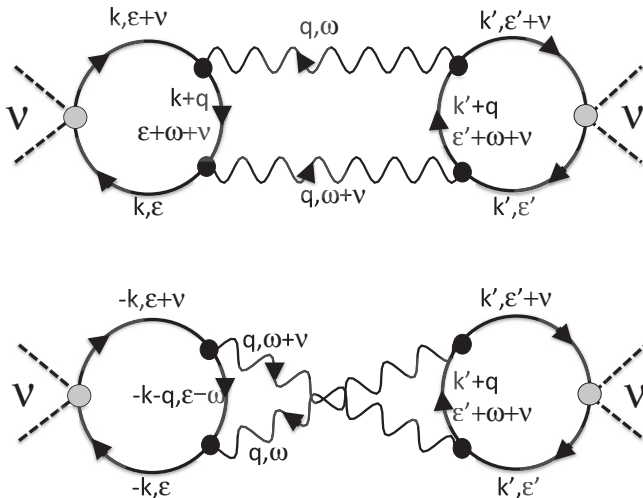


FIG. 1. Diagrammatic representation of the Raman response due to the excitation of two CMs. The grey dots represent the $\gamma_{B_{1g}}$ or $\gamma_{B_{2g}}$ form factors. The solid lines are the propagators of the fermion quasiparticles in the fermionic loops, the wavy lines represent the NCM or CO CM propagators [Eqs. (2)–(4)], which are coupled to the quasiparticles by the coupling functions $g_\lambda(\mathbf{k}, \mathbf{q})$ (solid dots).

the excitation of pairs of CMs [50], reminiscent of the Aslamazov-Larkin (AL) paraconductive fluctuations near the metal-superconductor transition (see Fig. 1), affects mainly the low-frequency part of the spectrum and produces an anomalous absorption up to few hundreds of cm^{-1} , as indeed observed, e.g., in LSCO [56]. The analysis for LSCO [50] was based on CO CMs with finite wave vector \mathbf{q}_c , while the role of spin CMs was ruled out by symmetry arguments. At moderate doping, the value $\mathbf{q}_c \approx (\pm\pi/2, 0), (0, \pm\pi/2)$ was deduced from inelastic neutron scattering as the double of the wave vector of spin incommensuration [16], within the stripe scheme (we use hereafter a square unit cell on the CuO_2 planes, with lattice spacing $a = 1$). By symmetry arguments, and in agreement with experiments, fluctuations with such \mathbf{q}_c give rise to an anomalous absorption in the B_{1g} channel only. A rotated $\mathbf{q}_c \approx 2\pi(\pm 2x, \pm 2x)$ occurs for $x < 0.05$ [46], making the anomalous Raman absorption show in the B_{2g} channel only, consistent with the experiments. However, a similar anomalous absorption in the B_{2g} channel is observed in $\text{Y}_{1-y}\text{Ca}_y\text{Ba}_2\text{Cu}_3\text{O}_{6+x}$ (YBCO) for doping $p(x, y)$ between 0.01 and 0.06 [52]. Recent measurements [38] do not support the rotation of the spin modulation vector in YBCO, at least down to $p = 0.05$, and the extrapolation of the available data indicates that spin incommensuration disappears for $p \approx 0.02 - 0.03$, while CO seems to disappear for $p < 0.08$ [33]. Thus, if only CO fluctuations were to play a role, the anomalous peak observed in YBCO in the B_{2g} channel would be unexplained. Furthermore, CO CMs yield in LSCO spectra that are fully satisfactory at $x = 0.1$, but less convincing at $x = 0.02$, where the experimental line shape seems to have a composite character, with a main peak accompanied by a shoulder at slightly higher frequencies. This suggests the presence of two CMs contributing to the anomalous absorption in the B_{2g} channel at low doping in LSCO and raises the question about the nature of the additional CM. The uncertain

situation with YBCO and the compositeness of the LSCO spectra call for a critical revision of the results of Ref. [50].

The above mentioned evidences for nematic order make it natural to inquire whether the anomalous Raman absorption observed in underdoped cuprates might be due to nematic fluctuations (not considered in Ref. [50]), possibly mixed with CO fluctuations (in LSCO). Therefore, within the same formal scheme of Ref. [50], we include here the contribution of nematic fluctuations. We find indeed that at low doping the observed anomalous absorption can be due to the excitation of long-wavelength overdamped nematic fluctuations with longitudinal character, whose strong dynamics is apt to reproduce the observed line shape. While in strongly underdoped YBCO this is enough, in LSCO, a secondary CM with finite characteristic wave vector, which we identify with the CO CM, is needed to better represent the line shape. The doping dependence of the line shape in LSCO indicates that there is an evolution from a dominating NCM towards a major relevance of the CO CM, upon increasing doping.

The scheme of the paper is the following. In Sec. II, we introduce a phenomenological model of fermion quasiparticles coupled to nearly critical CO CMs and NCMs in underdoped cuprates. Then, we proceed with the theoretical calculation of the Raman response due to these CMs (Secs. II A, II B, and II C). In Sec. III, we compare the theoretical results with available Raman spectra for underdoped YBCO and LSCO. Section IV contains our final remarks and conclusions. Appendix A contains some details about the calculations of the Feynman diagrams involved in the anomalous Raman response. Details of the fitting procedure are found in Appendix B, while a discussion on the role of the pseudogap in the fermionic spectrum is found in Appendix C.

II. THE FERMION-COLLECTIVE MODE MODEL AND THE RAMAN RESPONSE

A. The fermion-collective mode model

We consider a phenomenological model where, similarly to the electron-phonon coupling, electrons are coupled to NCMs or CO CMs. This approach relies on the presence of fermion quasiparticles. This assumption, which is natural in the metallic phase of cuprates, is still justified in the strongly underdoped phase, where angle resolved photoemission [57,58] and transport experiments [59,60] highlight the presence of fermionic low-energy states (the so-called Fermi arcs) with a substantial mobility, indicating that fermion quasiparticles still survive in this “difficult habitat.” Thus we adopt the Hamiltonian

$$\mathcal{H} = \sum_{\mathbf{k}, \sigma} \xi_{\mathbf{k}} c_{\mathbf{k}\sigma}^\dagger c_{\mathbf{k}\sigma} + \sum_{\mathbf{k}, \mathbf{q}, \sigma} \sum_{\lambda} g_{\lambda}(\mathbf{k}, \mathbf{q}) c_{\mathbf{k}+\mathbf{q}\sigma}^\dagger c_{\mathbf{k}\sigma} \Phi_{-\mathbf{q}}^{\lambda}, \quad (1)$$

where $c_{\mathbf{k}\sigma}^\dagger$ ($c_{\mathbf{k}\sigma}$) creates (annihilates) a fermion quasiparticle with momentum \mathbf{k} and spin projection σ , and $\xi_{\mathbf{k}}$ is the fermion dispersion on the CuO_2 planes of LSCO or YBCO (measured with respect to the chemical potential). Its specific form is rather immaterial for our analysis, once the generic shape of the Fermi surface of cuprates is taken into account. The index λ labels transverse ($\lambda = t$) or longitudinal ($\lambda = l$) nematic fluctuations [61,62], and charge fluctuations ($\lambda = c$), represented by the boson fields Φ^λ . The quasiparticles couple

to NCMs via $g_\lambda(\mathbf{k}, \mathbf{q}) \equiv g_\lambda d_{\mathbf{k}, \mathbf{q}}^\lambda$, with $d_{\mathbf{k}, \mathbf{q}}^\ell = \cos(2\varphi_{\mathbf{k}, \mathbf{q}})$ and $d_{\mathbf{k}, \mathbf{q}}^t = \sin(2\varphi_{\mathbf{k}, \mathbf{q}})$, where $\varphi_{\mathbf{k}, \mathbf{q}}$ is the angle between \mathbf{k} and \mathbf{q} (see, e.g., Eqs. (2) and (3) in Ref. [62]). The CO CM has instead a finite characteristic wave vector \mathbf{q}_c and couples to the fermion quasiparticle via a weakly momentum dependent coupling $g_c(\mathbf{k}, \mathbf{q}) \approx g_c$ (i.e., $d_{\mathbf{k}, \mathbf{q}}^c \approx 1$).

We assume that these CMs are near an instability and their propagators take the standard Gaussian form, valid within a Landau-Wilson approach, and already adopted for models of fermion quasiparticles coupled to nearly critical charge [4] and spin [63,64] CMs in cuprates. As customary in quantum critical phenomena, different damping processes may lead to different dynamical critical exponents z , relating the divergent correlation length ξ and time scale $\tau \propto \xi^z$. In the case of the nematic instability, a multiscale criticality occurs due to the different dynamics of transverse and longitudinal fluctuations [62,65]. The longitudinal fluctuations are Landau-overdamped, and decay in particle-hole pairs acquiring a dynamical exponent $z_\ell = 3$, and their propagator is

$$D_\ell(\mathbf{q}, \omega_n) = -\frac{1}{m_\ell + c_\ell |\mathbf{q}|^2 + |\omega_n|/|\mathbf{q}| + \omega_n^2/\Omega_\ell}, \quad (2)$$

where ω_n is a boson Matsubara frequency and wave vectors \mathbf{q} are henceforth assumed dimensionless and measured in units of inverse lattice spacing a^{-1} (when needed, conventional units are restored in our formulas by replacing \mathbf{q} with $a\mathbf{q}$). Apart from the term $\propto \omega_n^2$, this propagator is the same as that in Eq. (2.14) of Ref. [62]. Transverse fluctuations have instead $z_t=2$, and their propagator is (see, e.g., Eq. (2.15) in Ref. [62])

$$D_t(\mathbf{q}, \omega_n) = -\frac{1}{m_t + c_t |\mathbf{q}|^2 + |\omega_n| + \omega_n^2/(\Omega_t |\mathbf{q}|^2)}. \quad (3)$$

Both propagators, in the static limit ($\omega_n = 0$), are peaked at $\mathbf{q} = 0$. Similarly, the nearly critical CO CM has a dynamical critical index $z_c = 2$, with propagator (see, e.g., Eq. (1) in Ref. [51] or Eq. (2) in Ref. [34])

$$D_c(\mathbf{q}, \omega_n) = -\frac{1}{m_c + c_c |\mathbf{q} - \mathbf{q}_c|^2 + |\omega_n| + \omega_n^2/\Omega_c}, \quad (4)$$

peaked at a finite wave vector \mathbf{q}_c (actually, at the whole star of equivalent wave vectors). This circumstance allows to reabsorb a factor $|\mathbf{q}_c|^2$ in the definition of the parameter Ω_c , and marks the difference with respect to the propagator of the transverse NCMs, Eq. (3). In the doping regime we are considering, \mathbf{q}_c is directed along the diagonals of the BZ in LSCO with $x < 0.05$ [16]. According to the discussion in Sec. I, we consider instead that CO is absent in YBCO with $p \approx 0.015$.

In Eqs. (2)–(4), the parameters c_λ set the curvature at the bottom of the CM dispersions, whereas the parameters Ω_λ set high-frequency cutoffs. The low-frequency scales m_λ are proportional to the inverse squared correlation lengths ξ_λ^{-2} , thus being the relevant parameters that measure the distance from criticality.

B. The fermionic loop in the Raman response

Our theoretical analysis is based on the calculation of the Raman response represented by the Feynman diagrams of Fig. 1 (more details are given in Appendix A). The first step is to calculate the sum of the fermionic loops with attached direct and crossed boson lines (see top and bottom diagrams

in Fig. 1):

$$\begin{aligned} \Lambda_i^{\lambda\eta}(\mathbf{q}, \nu_l, \omega_m) &= T \sum_{\mathbf{k}, n} \gamma_i(\mathbf{k}) g_\lambda(\mathbf{k}, \mathbf{q}) g_\eta(\mathbf{k}, -\mathbf{q}) \\ &\times [G(\mathbf{k} + \mathbf{q}, \epsilon_n - \omega_m) + G(\mathbf{k} + \mathbf{q}, \epsilon_n \\ &+ \omega_m + \nu_l)] G(\mathbf{k}, \epsilon_n) G(\mathbf{k}, \epsilon_n + \nu_l), \quad (5) \end{aligned}$$

where T is the temperature, $i = B_{1g}, B_{2g}$ labels the form factors, $\gamma_{B_{1g}}(\mathbf{k}) = \cos(k_y) - \cos(k_x)$ and $\gamma_{B_{2g}}(\mathbf{k}) = \sin(k_x) \sin(k_y)$ [49], ν_l is the external Matsubara frequency which, once analytically continued, represents the frequency shift between the incoming and the scattered photons, ω_m is the Matsubara frequency of one of the boson propagators in Fig. 1 (the other carries $\omega_m + \nu_l$), ϵ_n is the fermion frequency to be summed over in the fermionic loop, and $G(\mathbf{k}, \epsilon_n) = (i\epsilon_n - \xi_{\mathbf{k}})^{-1}$ is the fermion quasiparticle propagator. In Eq. (5), we exploited the parity of $G(\mathbf{k}, \epsilon_n)$, $\gamma_i(\mathbf{k})$, and $g_\lambda(\mathbf{k}, \mathbf{q}) g_\eta(\mathbf{k}, -\mathbf{q})$ with respect to \mathbf{k} .

The dependence of the loop on the CM indexes λ and η is diagonal: the CO CM cannot mix with the NCMs, having a finite characteristic wave vector, and the ℓ and t NCMs cannot mix, because the product of $g_\ell(\mathbf{k}, \mathbf{q})$ and $g_t(\mathbf{k}, -\mathbf{q})$, each depending only on the angle between \mathbf{k} and \mathbf{q} and having a different parity, averages to zero when summed with respect to \mathbf{k} . This fact entails a selection rule stating that the two NCMs attached to the same fermionic loop must be either longitudinal or transverse. The average over the Fermi surface of two couplings with the same NCM yields a result that is weakly dependent on \mathbf{q} and can be safely approximated to a constant that can be reabsorbed in the definition of the dimensional coupling g_λ . Thus $\Lambda_i^{\lambda\eta}(\mathbf{q}, \nu_l, \omega_m) \equiv g_\lambda^2 \delta_{\lambda\eta} \Lambda_i(\mathbf{q}, \nu_l, \omega_m)$.

Summing over the fermion frequencies, one obtains the general expression

$$\Lambda_i(\mathbf{q}, \nu_l, \omega_m) = 2 \sum_{\mathbf{k}} \frac{\gamma_i(\mathbf{k}) \Delta f_{\mathbf{k}} [\Delta \xi_{\mathbf{k}}^2 - \omega_m(\omega_m + \nu_l)]}{(\Delta \xi_{\mathbf{k}}^2 + \omega_m^2) [\Delta \xi_{\mathbf{k}}^2 + (\omega_m + \nu_l)^2]},$$

where $\Delta f_{\mathbf{k}} \equiv f(\xi_{\mathbf{k}+\mathbf{q}}) - f(\xi_{\mathbf{k}})$, $\Delta \xi_{\mathbf{k}} \equiv \xi_{\mathbf{k}+\mathbf{q}} - \xi_{\mathbf{k}}$, and $f(z) \equiv (e^{z/T} + 1)^{-1}$ is the Fermi function.

The next steps are different in the case of NCMs (with characteristic wave vectors $\mathbf{q} \approx 0$) and of CO CMs (with finite characteristic wave vectors \mathbf{q}_c), and will be dealt with in Secs. II B 1 and II B 2, respectively.

1. The fermionic loop for NCMs

To proceed with the calculation of the fermionic loop in the case of NCMs, we consider that the main features of the boson propagators (2) and (3) are their poles at small momenta $q = |\mathbf{q}|$ and even smaller frequencies, because of their dynamics with $z_\ell = 3$ ($\omega \sim q^3$) or $z_t = 2$ ($\omega \sim q^2$). Thus, expanding the above result for small frequencies and keeping the lowest order in the Matsubara frequencies ω_m and $\omega_m + \nu_l$, one obtains

$$\Lambda_i(\mathbf{q}, \nu_l, \omega_m) \approx 2 \sum_{\mathbf{k}} \frac{\gamma_i(\mathbf{k}) \Delta f_{\mathbf{k}}}{\Delta \xi_{\mathbf{k}}^2} \approx 2 \sum_{\mathbf{k}} \frac{\gamma_i(\mathbf{k})}{\Delta \xi_{\mathbf{k}}} \frac{\partial f(\xi_{\mathbf{k}})}{\partial \xi_{\mathbf{k}}}.$$

The summation on \mathbf{k} can be transformed into a two-dimensional integral, yielding

$$\Lambda_i(\mathbf{q}) \approx \frac{2M}{(2\pi)^2} \iint d\mathbf{k} d\theta \delta(k - k_F) \frac{\gamma_i(k, \theta)}{\Delta \xi_{\mathbf{k}}}, \quad (6)$$

where θ is the angle between the wave vector \mathbf{k} and the x axis in reciprocal space, and M is the quasiparticle effective mass. By noticing that the form factor $\gamma_i(\mathbf{k})$, calculated on the Fermi surface, depends weakly on $k = |\mathbf{k}|$ while it substantially depends on θ , one can write $\gamma_{B_{1g}}(k, \theta) \approx \cos(2\theta) \equiv \gamma_{B_{1g}}(\theta)$ and $\gamma_{B_{2g}}(k, \theta) \approx \sin(2\theta) \equiv \gamma_{B_{2g}}(\theta)$. When expanding $\Delta\xi_{\mathbf{k}}$ one has to keep track of the inverse band curvature M (otherwise the integral vanishes). The limit $|\mathbf{q}| \rightarrow 0$ can then be taken, and the final result is that the fermionic loop depends only on the angle ϕ between \mathbf{q} and the x axis. This dependence can be made explicit observing that the denominator $\Delta\xi_{\mathbf{k}}$ in Eq. (6) depends on the cosine of the angle $\theta - \phi$ between \mathbf{k} and \mathbf{q} . Shifting the variable $\theta - \phi \rightarrow \theta$, one is left with $\gamma_i(\theta + \phi)$ in the numerator. Expanding, one has $\gamma_{B_{1g}}(\theta + \phi) = \gamma_{B_{1g}}(\theta)\gamma_{B_{1g}}(\phi) - \gamma_{B_{2g}}(\theta)\gamma_{B_{2g}}(\phi)$ and $\gamma_{B_{2g}}(\theta + \phi) = \gamma_{B_{2g}}(\theta)\gamma_{B_{1g}}(\phi) + \gamma_{B_{1g}}(\theta)\gamma_{B_{2g}}(\phi)$. The integral with respect to θ of the terms with $\gamma_{B_{2g}}(\theta)$ vanishes by symmetry. Thus we finally obtain

$$\Lambda_i(\phi) \approx \frac{M^2}{\pi k_F^2} \gamma_i(\phi). \quad (7)$$

This result, which is crucial in our development, implies that the original form factor $\gamma_i(\theta)$ coupling the fermion quasiparticles to the incoming and outgoing photons in the Raman vertex, in the integrated form of the loops, is translated into a direct coupling of the photons to the NCMs with the same form factor $\gamma_i(\phi)$.

2. The fermionic loop for the CO CMs

The fermionic loop for the CO CMs has been calculated in Ref. [50], and we recall here the main results. The main difference with respect to the calculation of Sec. II B 1, is that the propagator (4) is peaked at finite wave vectors \mathbf{q}_c . Then, the sum over \mathbf{k} in Eq. (5) is now dominated by the neighborhood of the points along the Fermi surface where $\xi_{\mathbf{k}} = \xi_{\mathbf{k}+\mathbf{q}_c}$, i.e., the so-called hot spots (HS). The result is

$$\Lambda_i(\mathbf{q}_c) \approx \frac{1}{2\pi^2} \ln \left| \frac{W_+}{W_-} \right| \sum_{\text{HS}} \frac{\gamma_{i,\text{HS}}}{v_{\text{HS}}^2 \sin \alpha_{\text{HS}}}, \quad (8)$$

where W_{\pm} are the upper and lower cutoffs for the linearized band dispersion at the hot spot, while $\gamma_{i,\text{HS}}$ and v_{HS} are, respectively, the Raman form factor and the Fermi velocity at $\mathbf{k} = \mathbf{k}_{\text{HS}}$, and α_{HS} is the angle between the Fermi velocities at the two hot spots connected by the given \mathbf{q}_c . For \mathbf{q}_c along high-symmetry directions (i.e., the axes and the diagonals) of the BZ, the moduli of the Fermi velocities in \mathbf{k}_{HS} and $\mathbf{k}_{\text{HS}} + \mathbf{q}_c$ are equal. As pointed out in Ref. [50], summing over \mathbf{k} at fixed \mathbf{q}_c , various different hot spots are visited, where, due to the above-mentioned symmetry, the form factors can have pairwise equal magnitude and equal or opposite signs. As a consequence, the terms in the above hot-spot summation can add or cancel each other. This induces a “selection rule” which, in the case pertinent to the strongly underdoped LSCO, where \mathbf{q}_c is short and directed along the $(\pm 1, \pm 1)$ directions, leads to finite B_{2g} vertex loops, while the B_{1g} vertex loops vanish by symmetry.

C. The Raman response

Few considerations are now in order. First of all, the NCM propagators, Eqs. (2) and (3), do not depend on the angle ϕ and therefore the product of the two fermionic loops entering the diagrams of Fig. 1 only introduces a multiplicative constant factor, which can be enclosed in the overall intensity of the Raman response. However, we emphasize that the ϕ integration, to be performed when the summation over \mathbf{q} is carried out, introduces an important selection rule; the fermionic loops with attached Raman vertices, enter pairwise in the response diagrams of Fig. 1 and must both be of the same symmetry, B_{1g} or B_{2g} . Similarly, the CO propagator (4) depends only on the magnitude of the deviation of \mathbf{q} from \mathbf{q}_c . In this case, the Raman response is given by a first summation on all the possible \mathbf{q}_c of $[\Lambda_i(\mathbf{q}_c)]^2$ and an internal integral over $|\mathbf{q} - \mathbf{q}_c|$ of two CO CM propagators.

Thus both for the two nematic CMs and for the CO CM, the sum of the two diagrams of Fig. 1 reads

$$\chi_{i,\lambda}(v_l) = K_{i,\lambda} T \sum_n \int_0^{\bar{q}} dq \frac{q}{q^2} D_\lambda(q, \omega_n) D_\lambda(q, \omega_n + v_l),$$

where $\bar{q} \sim 1$ is the momentum cutoff, its precise value being re-absorbable in a multiplicative rescaling of the parameters of the CM propagator, $q = |\mathbf{q}|$ for the NCMs, and $q = |\mathbf{q} - \mathbf{q}_c|$ for the CO CMs. The factor $K_{i,\lambda}$ comes from the product of two fermionic loops and is proportional to g_λ^4 (each loop Λ_i carrying two fermion-CM coupling constants). For NCMs, $K_{i,\lambda} \equiv M^4 g_\lambda^4 ([\gamma_i(\phi)]^2) / (\pi k_F^2)^2$, with $\lambda = \ell$ or t , and $([\gamma_i(\phi)]^2)$ is the angular average of the square of the function $\gamma_i(\phi)$ that appears in Eq. (7), whereas for the CO CM we have [cf. Eq. (8)] $K_{i,c} = g_c^4 \sum_{\mathbf{q}_c} [\Lambda_i(\mathbf{q}_c)]^2$, that vanishes in the B_{1g} (B_{2g}) channel for diagonal (vertical/horizontal) \mathbf{q}_c . This “selection rule” is the only place where the finite wave vector of the CO CM plays a role within our nearly critical theory of Raman absorption. This selection rule is instead absent in the case of the NCMs, which are peaked at $\mathbf{q} = 0$.

The analytic continuation to real frequencies $i\nu_l \rightarrow \omega + i\delta$ and the use of the spectral representation of the boson propagators finally yield the Raman response

$$\chi''_{i,\lambda}(\omega) = A_{i,\lambda} \int_{-\infty}^{+\infty} dz [b(z_-) - b(z_+)] \int_0^1 dq \times 2q F_\lambda(z_+, q) F_\lambda(z_-, q), \quad (9)$$

where $b(z) \equiv (e^{z/T} - 1)^{-1}$ is the Bose function, and we performed the customary symmetrization $z \rightarrow z - \frac{\omega}{2} \equiv z_-$ and $z + \omega \rightarrow z + \frac{\omega}{2} \equiv z_+$, which makes explicit the fact that Eq. (9) is an odd function of ω . The constant multiplicative prefactors, including those transforming the Raman susceptibility into the measured Raman response, are reabsorbed in the parameters $A_{i,\lambda}$. Unfortunately, a fully analytical expression for $A_{i,\lambda}$ cannot be given, the Raman response being affected by resonance effects that prevent even order-of-magnitude estimates. However, whenever we studied the contribution of critical CMs in situations where the prefactors can be explicitly calculated, like optical conductivity [34,51], or angle resolved photoemission spectra [35], we always found that the dimensionless coupling constants are of order one, in a regime of moderate coupling.

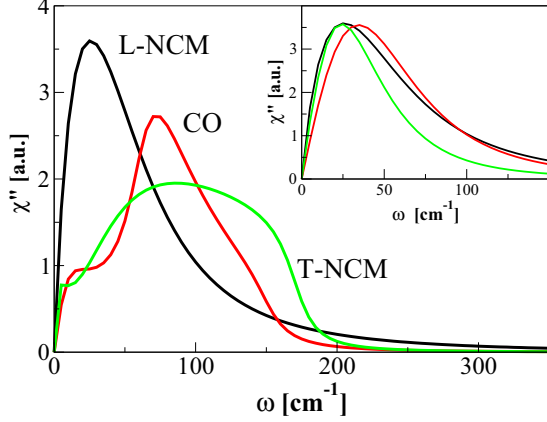


FIG. 2. (Color online) Schematic representation of the AL-like Raman response of the three different CMs: longitudinal L-NCM (black curve), transverse (T) NCM (green curve), and CO CM (red curve). (Inset) AL-like Raman response from different CMs, but taken with the same nearly critical set of parameters ($m_\lambda = 17 \text{ cm}^{-1}$, $\Omega_\lambda = 70 \text{ cm}^{-1}$, $c_\lambda = 3.16$). The amplitudes are instead rescaled by factors of order one to bring all responses to a common maximal height for easier comparison. The coloring of the lines is the same as in the main panel.

The spectral density of the longitudinal NCMs is

$$F_\ell(z, q) = \frac{\frac{z}{q}}{\left(m_\ell + c_\ell q^2 - \frac{z^2}{\Omega_\ell}\right)^2 + \frac{z^2}{q^2}},$$

while the spectral density of the transverse NCMs is

$$F_t(z, q) = \frac{z}{\left(m_t + c_t q^2 - \frac{z^2}{\Omega_t q^2}\right)^2 + z^2}.$$

Finally, for the CO CMs, we find

$$F_c(z, q) = \frac{z}{\left(m_c + c_c q^2 - \frac{z^2}{\Omega_c}\right)^2 + z^2}.$$

The anomalous peak of the Raman response, both in LSCO and YBCO, is strongly temperature dependent, it shrinks and softens upon reducing T . This behavior is naturally encoded in the temperature dependence of the mass m_λ of the CMs. In general, the low-frequency scale m_λ controls the slope of the Raman response, while the scales $\omega_1 \sim \sqrt{m_\lambda \Omega_\lambda}$ and $\omega_2 \sim \sqrt{(m_\lambda + c_\lambda) \Omega_\lambda}$ set the frequency window over which the spectral function of the corresponding CM is sizable. However, the different dynamical properties and values of the parameters of the CMs mirror into different shapes of the AL-like Raman responses, which are schematically represented in Fig. 2. We point out that the curves displayed in this panel do not exhaust all the possible regimes of parameters, and only represent the corresponding CM in the regime where, after a thorough analysis, they were found to better reproduce the various features of the Raman response. The inset of the same figure reports instead the behavior of Raman absorption spectra (from the AL processes) due to the various CMs. In this inset, while we rescale the height to bring all responses to the same maximal height, we use the same nearly critical set of parameters to highlight the differences arising purely from the different form of the propagators and dynamical critical index

z . Apparently, the shape of the spectra is quite similar, but the behavior upon changing the mass is different on a quantitative level. In particular we found that the $z = 2$ propagators shift the position of the maxima upon reducing m more rapidly than the NCM $z = 3$ propagator. Since we apply a strict fitting protocol (see below in Sec. III), which fixes all parameters and follows the temperature evolutions of the main peaks by only changing m , these different behavior affects in a substantial way the accuracy of the fits. An inspection of Fig. 3 in Ref. [50] shows that the fits with a $z = 2$ CO-CM are not very accurate at low temperatures. Instead, we will see in the next section that the $z = 3$ NCM does a much better job within the adopted strict fitting protocol and therefore it will be considered henceforth as the primary (i.e., most critical) CM. The additional shoulder in the spectra of LSCO, is instead better reproduced by the CO curve in Fig. 2 than by the broader T-NCM curve, when both CMs are taken in the regime of parameters apt to describe this spectral feature. Therefore, at these doping levels, the CO CM acts as the secondary CM in LSCO.

III. RESULTS

A. Raman absorption in $\text{Y}_{0.97}\text{Ca}_{0.03}\text{Ba}_2\text{Cu}_3\text{O}_{6.05}$

An anomalous Raman absorption at low frequencies, up to few hundreds of cm^{-1} , is experimentally found in the B_{2g} channel in lightly doped YBCO with $p \leq 0.05$ [52]. Since, however, the whole spectra also display broad absorptions up to electronic energy scales, we first extract the specific anomalous low-frequency contributions. To this purpose, we subtract from the low-temperature spectra the spectra obtained at the highest measured temperature. This subtraction is delicate because at temperatures below about 150–200 K, the spectra are characterized by the formation of a pseudogap over a frequency range of several hundreds of cm^{-1} , which reduces the electronic background. Then, the simple subtraction leads to regions of negative absorptions, which are obviously meaningless. In Appendix B, we provide the detailed procedure adopted to circumvent this drawback. In Fig. 3, the data, processed according to the previous procedure, are shown for $p \approx 0.015$.

The experimental line shape clearly resembles the L-NCM spectrum in Fig. 2, which is narrow due to the $z_\ell = 3$ damped dynamics of the corresponding CM, whose temperature dependence is ruled by the mass m_ℓ . Indeed, the data in Fig. 3 are best fitted with the only contribution of longitudinal NCMs. In the spirit of our nearly-critical approach, we only adjust their mass $m_\ell(T)$, while keeping all other parameters (i.e., the high-frequency cutoffs of the CM propagator, the c_ℓ coefficients, and the overall intensity coefficient A_ℓ) fixed at all temperatures. This strict procedure was already successfully adopted in Ref. [50] and seems to us the most suitable to pinpoint the quantum nearly-critical character of the collective excitations responsible for the anomalous Raman absorption. The fits with this restricted procedure turn out to be quite good. Of course, they could be further improved if this constrained procedure were relaxed. The fits reproduce well the line shapes and the strong temperature dependence of the peak, encoded in the rapid decrease of the mass with temperature, as shown in the inset of Fig. 3. From this inset, it is evident that $m_\ell(T)$ decreases with T . Its linear extrapolation starting

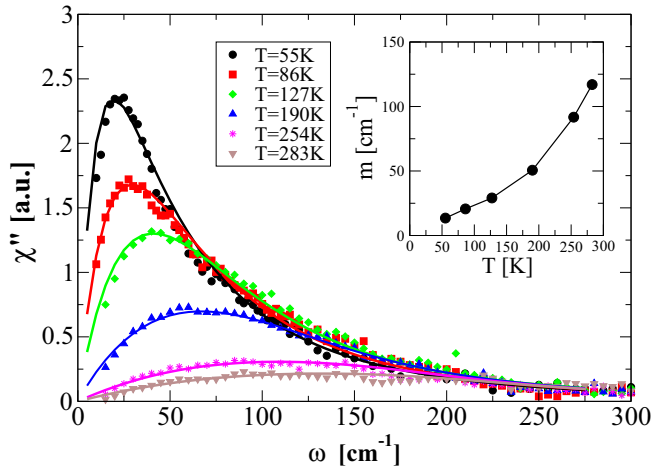


FIG. 3. (Color online) Subtracted experimental Raman absorption spectra in the B_{2g} channel, at various temperatures, for YBCO at $p \approx 0.015$ (symbols). The theoretical fits (solid lines) consider the contribution of the longitudinal NCM only. The fitting parameters are $c_\ell = 0.63 \text{ cm}^{-1}$, $\Omega_\ell = 110 \text{ cm}^{-1}$, $A_\ell = 5.0$ (a.u.). The inset reports the temperature dependence of the mass of the longitudinal NCM (black circles).

from high temperature should vanish at some finite critical temperature for the onset of nematicity ($\approx 125 \text{ K}$), if static order would occur. However, at lower temperatures, the mass seems instead to saturate, likely indicating that nematic order stays short-ranged and dynamic.

B. Raman absorption in $\text{La}_{2-x}\text{Sr}_x\text{CuO}_4$

Figures 4 and 5 report the experimental Raman spectra in the B_{2g} channel, for LSCO samples at doping $x = 0.02$

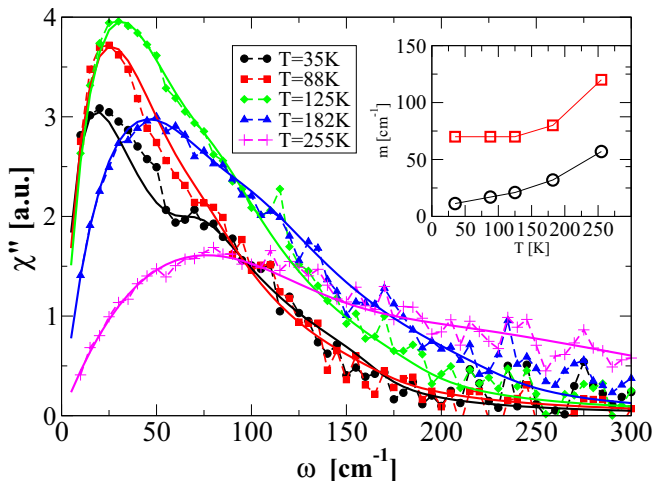


FIG. 4. (Color online) Subtracted experimental Raman absorption spectra in the B_{2g} channel, at various temperatures, for LSCO at $x = 0.02$ (symbols). The theoretical fits (solid lines) consider the contribution of the longitudinal NCM and of the CO CM, with $c_\ell = 3.16 \text{ cm}^{-1}$, $c_c = 333 \text{ cm}^{-1}$, $\Omega_\ell = 70 \text{ cm}^{-1}$, $A_\ell = 8.3$ (a.u.). The other fitting parameters are reported in Fig. 6. The inset reports the temperature dependence of the mass of the longitudinal NCM (black circles) and of the CO CM (red squares).

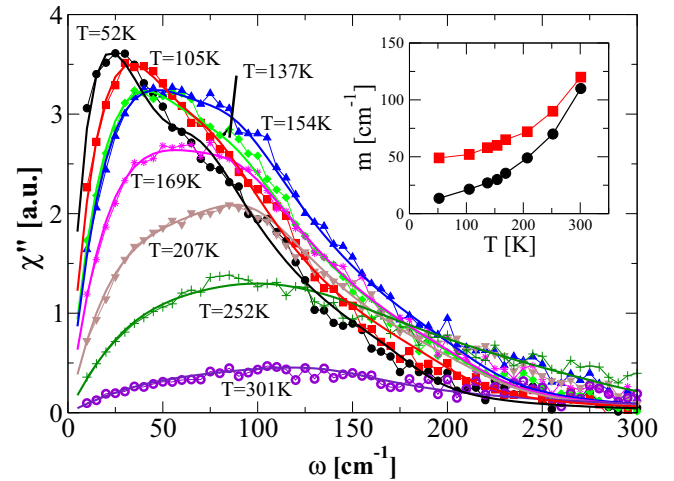


FIG. 5. (Color online) Subtracted experimental Raman absorption spectra in the B_{2g} channel, at various temperatures, for LSCO at $x = 0.04$ (symbols). The theoretical fits (solid lines) consider the contribution of the longitudinal NCM and of the CO CM, with $c_\ell = 3.16 \text{ cm}^{-1}$, $c_c = 333 \text{ cm}^{-1}$, $\Omega_\ell = 50 \text{ cm}^{-1}$, $A_\ell = 7.14$ (a.u.). The other fitting parameters are reported in Fig. 6. The inset reports the temperature dependence of the mass of the longitudinal NCM (black circles) and of the CO CM (red squares).

and 0.04 and various temperatures. The raw data were again processed according to the procedure described in the Appendix B. As mentioned above, the anomalous Raman absorption observed in LSCO is characterized by a line shape that is more complex than in YBCO, and displays a peculiar shoulder or, at low T , even a secondary peak, see Fig. 5. The anomalous peak and the shoulder (or secondary peak) both depend on temperature, but their frequency and intensity are not simply related by constant multiplicative factors. The shoulder (or secondary peak) becomes stronger with increasing doping. This indicates that the excitations responsible for this absorption have a distinct dynamics.

Again these absorptions are described by the AL-like processes (direct and crossed, see Fig. 1). Owing to the selection rules found in Sec. II, the response due to two (or more) CMs is the sum of the responses associated with each individual CM. As already mentioned, our thorough analysis showed that the primary anomalous absorption should be attributed to the longitudinal NCM, which has the stronger dynamical behavior. Within our context, the transverse NCM and the CO CM are the two candidates for the shoulder (or secondary peak). Looking at the line shape of the two CMs reported in Fig. 2, it is easy to convince oneself that the best choice for a good fit is the CO CM, due to its much more pronounced peaked form at intermediate frequency. We also attempted a fit with the transverse NCM. At $x = 0.02$, we obtained a reasonable fit taking a very large and almost temperature independent CM mass, which is hardly compatible with our assumption of nearly critical CMs. Moreover, at $x = 0.04$, when the shoulder evolves into a secondary peak, the attempt failed completely. Thus we ruled out a contribution of transverse NCMs.

Again, having attributed the main peak to the more critical longitudinal NCM, we describe the low-frequency side of the spectra by only adjusting the mass $m_\ell(T)$ of this excitation,

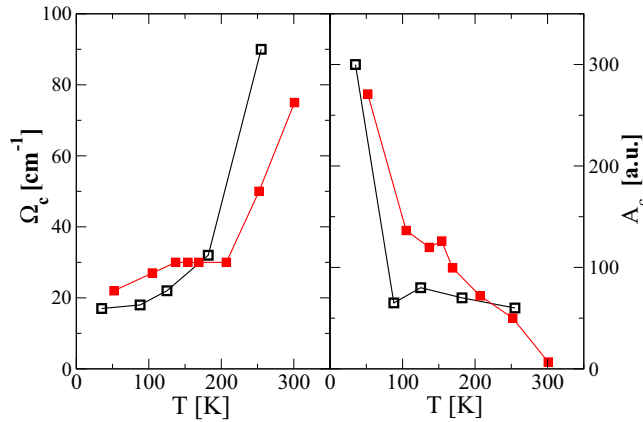


FIG. 6. (Color online) (a) High-frequency cutoff Ω_c for the CO CM for a sample at $x = 0.02$ (black empty squares) and at $x = 0.04$ (red filled squares). (b) Amplitude coefficients A_c for the CO CM for a sample at $x = 0.02$ (black empty squares) and at $x = 0.04$ (red filled squares).

while keeping all other parameters of this mode (i.e., the high-frequency cutoff of the CM propagator, the c_ℓ coefficient, and the overall intensity coefficient A_ℓ) fixed at all temperatures, within the temperature range considered here. Thus we obtain the marked temperature dependence of the longitudinal NCM mass, which is reported in the insets of Figs. 4 and 5. On the other hand, the complete quantitative agreement between data and theoretical fits is only obtainable by adjusting more freely the secondary CO CM. This mode is therefore allowed to vary its parameters with T , as reported in Fig. 6. The temperature dependence of the CO CM parameters Ω_c and $A_c \propto g_c^4$ likely reflects an increasing damping and a decreasing coupling to the fermion quasiparticles with increasing T . Of course, the estimates and variations of these parameters may be quantitatively affected if the constraint of T -independent parameters for the longitudinal NCM (but for its mass m_ℓ) were relaxed. Furthermore, we cannot exclude that static nematic order has eventually occurred, e.g., in the sample with $x = 0.02$ at the lowest temperature. In this case our analysis, which is only valid above the critical temperature, should be modified to deal with a broken-symmetry phase. This might reflect in a reduction of the primary peak, due to the freezing of NCM fluctuations, and could be the cause of the non monotonic behavior of the peak height as a function of T , observed in the sample with $x = 0.02$. To assess the occurrence of static nematic order at low temperature, a systematic experimental investigation in this temperature regime is needed.

IV. DISCUSSION AND CONCLUSIONS

Our analysis showed that the anomalous Raman absorption observed in underdoped cuprates can be interpreted in terms of direct excitation of nearly critical CMs (see Fig. 1). The strong temperature dependence of the mass (i.e., inverse square correlation length) of the “primary” CM, identified as the longitudinal NCM (with dynamical critical index, $z_\ell = 3$), captures the correspondingly strong variation of the spectra. This CM alone fully accounts for the spectra of YBCO. In LSCO, instead, a distinct “secondary” CM, with different

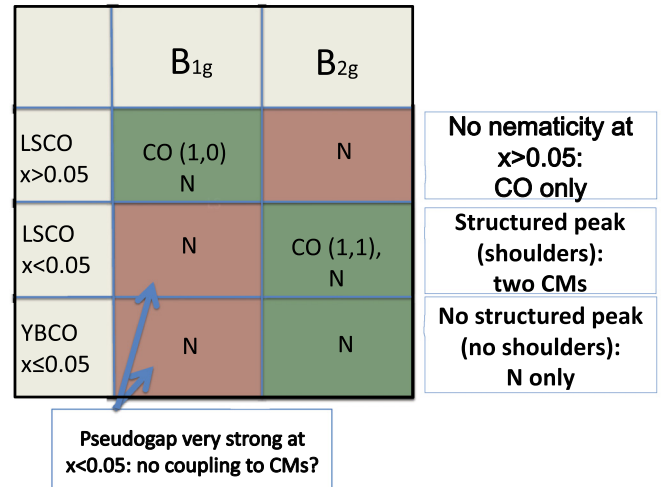


FIG. 7. (Color online) Schematic comparison of the theoretical expectations and the experimental observation of an anomalous Raman absorption. The theoretically involved CMs are indicated with N in the case of the NCM, while for CO we also report the direction of the characteristic wave vector, as established by inelastic neutron scattering. The related symbols only appear in the box where they are expected to contribute on the basis of symmetry arguments. The experimental observation of an anomalous Raman absorption is depicted as a green case in the column of the corresponding channel. Red cases indicate instead the lack of anomalous Raman absorption in experiments. Our remarks and possible indications (in boldface) are contained in the comment boxes.

dynamical critical index $z = 2$, is needed to reproduce the composite line shape. Within the two candidates considered in our scheme (transverse NCM and CO CM), our fits indicate that the CO CM is the most suitable.

For symmetry reasons, the secondary CO CM cannot occur in all channels: the first two rows in the sketch of Fig. 7 summarize the findings of Ref. [50] in LSCO as far as CO is concerned. The correct CO (i.e., with finite \mathbf{q}_c in the direction compatible with inelastic neutron scattering experiments) appears as an observed absorption (green case) *only* in the theoretically predicted channel.

Two questions still remain to be answered, in order to complete the scheme of Fig. 7. First of all, the NCMs would equally contribute to the B_{1g} and B_{2g} channels. Therefore they would not only add to the CO fluctuations that give absorption in the B_{1g} channel at larger doping ($x > 0.05$) in LSCO, but would also give rise to absorption in the B_{2g} channel. Since this is not observed (the corresponding box is red in Fig. 7), we infer that NCMs disappear in LSCO at $x > 0.05$ (see the comment box in the first row of Fig. 7). This is consistent with the observation of an increasingly stronger stripe order at higher doping [50], where CO CM alone [along the (1,0) and (0,1) directions of the BZ] accounted for the anomalous Raman absorption at $x = 0.10$ and 0.12 .

The second related question is: if the NCMs are present and contribute to the absorption in B_{2g} at low doping both in LSCO and YBCO, why are they not visible in the (for them allowed) B_{1g} channel? As yet, we do not have a definite answer. We argue that the strong pseudogap occurring in

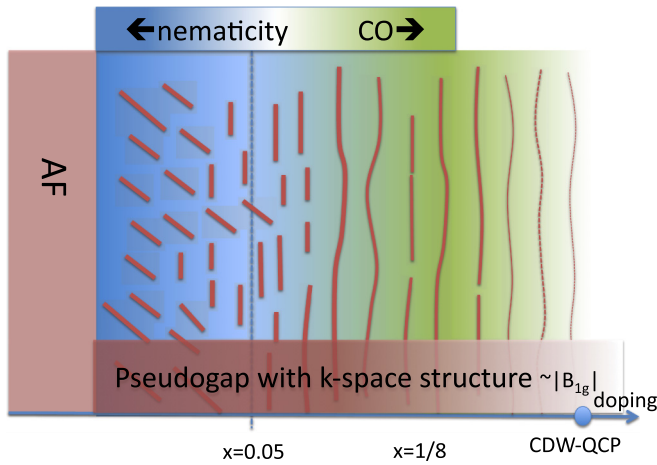


FIG. 8. (Color online) Schematic evolution of the nematic (blue region) and stripe CO (green region) phases in underdoped cuprates with doping (disregarding superconductivity). The pseudogap region, where the Raman response in the B_{1g} channel is expected to be suppressed, is highlighted in red. Upon increasing doping, the nematic phase evolves into a CO phase, which in turn vanishes at a CO quantum critical point around optimal doping. The orientation of the segments and/or stripes may change with cuprate family and doping.

lightly doped cuprates at $T < 200$ K could play a key role in suppressing the B_{1g} absorption. Specifically, the B_{1g} form factors select the quasiparticles in the fermionic loops of Fig. 1 precisely from the BZ regions where the pseudogap is largest. Therefore, only the quasiparticles in the remaining Fermi arcs, mostly weighted by the B_{2g} form factors, remain to couple the Raman photons with the NCMs. In Appendix C, we obtained a numerical estimate of this suppression, finding indeed that it can be substantial.

Based on the above discussion, we can draw the schematic “phase diagram” for underdoped cuprates reported in Fig. 8. Despite its speculative character, it is compatible with various theoretical and experimental findings, and accounts for the assessed relevance of nematic order in cuprates [20,38–41]. It also complies with the proposal of a nematic order resulting from the melting of stripes [42] or of a nematic or smectic phase in strongly underdoped LSCO (and possibly YBCO) [47], arising from the aggregation of doped charges in short segments (blue region). The orientation of these segments breaks the lattice C_4 rotational symmetry preparing the route to CO at higher doping, when the segments merge into stripes (green region). The fluctuating character of the nematic phase should give rise to nearly critical fluctuations of the form of Eqs. (2) and (3). On the other hand, CO fluctuations become prominent by increasing doping and appear in the B_{1g} channel above $x = 0.05$. In LSCO these fluctuations are present (in the diagonal directions of the BZ) also at $x < 0.05$ and contribute to the B_{2g} absorption, but the tendency of CO fluctuations to become more relevant at larger doping is clearly visible by comparing Figs. 4 and 5. At the same time, the insets of Figs. 4 and 5 also display an increase of the low-temperature limit of the correlation length of the CO CM upon increasing doping. Hence nematic and CO fluctuations coexist in very underdoped LSCO, the predominance shifting from nematic to CO with increasing doping. This indicates a continuous

evolution from the nematic (charge segment) phase to the stripe phase where charge and spin degrees of freedom are tightly bound, yielding a definite relation between spin and charge incommensurabilities (typical of the stripe phase). We relied on this relation to implement our symmetry-based selection rules for LSCO. On the other hand, our finding that NCMs alone are relevant in YBCO at very low doping supports the idea that oriented charge segments may occur in this material as well, accounting for the order-parameter-like disappearance of the incommensurability in the spin response with increasing temperature [45,47], as observed in Refs. [20,38]. The lack of CO fluctuations at low doping and the opposite doping dependence of the charge and spin characteristic wave vectors [33] indicate a nematic-to-CO switching different from that in LSCO. However, both materials seem to eventually evolve into a charge-density-wave phase ending into a quantum critical point around optimal doping, as theoretically proposed [4] and recently observed [33].

ACKNOWLEDGMENTS

S.C. and M.G. acknowledge financial support from the Sapienza Università di Roma, Project Awards C26H13KZS9. The work in Garching was supported by the DFG via the Research Unit FOR 538 (Grant No. HA2071/3) and the Collaborative Research Center TRR80.

APPENDIX A: DETAILS ON THE CALCULATION OF THE RAMAN RESPONSE

Inspection of Fig. 1 shows that the diagrammatic structure of the Raman response due to the excitation of two CMs involves two inequivalent fermionic loops (on the left of the two diagrams), which multiply two CM propagators and the fermionic loop on the right of the diagrams. Calling $\Lambda_i^{\lambda\eta}(\mathbf{q}, \nu_l, \omega_m)$ the sum of the two different fermionic loops (frequencies and momenta are those displayed in Fig. 1), we can write the expression for the sum of the two diagrams as

$$\chi_{ij}^{\lambda\eta}(\nu_l) = T \sum_{\mathbf{q}, m} \Lambda_i^{\lambda\eta}(\mathbf{q}, \nu_l, \omega_m) \times D_\lambda(\mathbf{q}, \omega_m) D_\eta(\mathbf{q}, \omega_m + \nu_l) L_j^{\lambda\eta}(\mathbf{q}, \nu_l, \omega_m),$$

where $i, j = B_{1g}, B_{2g}$, $\lambda, \eta = \ell, t, c$, and $L_j^{\lambda\eta}(\mathbf{q}, \nu_l, \omega_m)$ stands for the fermionic loop in the right part of the diagrams. The above expression can be made symmetric also with respect to the latter fermionic loop, observing that the integrated \mathbf{k}' can be changed into $-\mathbf{k}'$, and the fermionic Matsubara frequency ϵ'_n can be shifted to $\epsilon'_n - \nu_l$ (frequencies and momenta are those displayed in the fermionic loop on the right of both diagrams in Fig. 1). Then, exploiting the parity of the CM propagators with respect to both momentum and frequency arguments, we can take $\mathbf{q} \rightarrow -\mathbf{q}$ and $\omega_m \rightarrow -\omega_m$, $\nu_l \rightarrow -\nu_l$. Summing the two equivalent expressions and dividing by 2 we are finally led to calculate

$$\chi_{ij}^{\lambda\eta}(\nu_l) = \frac{T}{2} \sum_{\mathbf{q}, m} \Lambda_i^{\lambda\eta}(\mathbf{q}, \nu_l, \omega_m) \times D_\lambda(\mathbf{q}, \omega_m) D_\eta(\mathbf{q}, \omega_m + \nu_l) \Lambda_j^{\lambda\eta}(\mathbf{q}, \nu_l, \omega_m).$$

This expression has the formal structure of a Raman response where to CMs are directly excited by the scattered electromagnetic radiation, and $\Lambda_i^{\lambda\eta}(\mathbf{q}, \nu_l, \omega_m)$ plays the role of an effective Raman vertex, resulting from the sum of the fermionic loops with attached direct and crossed boson lines in Fig. 1. In Sec. II B, we discuss the calculation of the effective vertex $\Lambda_i^{\lambda\eta}(\mathbf{q}, \nu_l, \omega_m)$. This calculation is further specialized to the cases of NCMs and CO CMs in Secs. II B 1 and II B 2, respectively.

APPENDIX B: FITTING PROCEDURE OF THE ANOMALOUS RAMAN ABSORPTION

To fit the anomalous contribution of the Raman absorption due to two virtual CMs, as represented in Fig. 1, one needs to subtract the regular part of the spectra arising, e.g., from the dressed quasiparticles. However, the subtraction procedure has to face the problem of pseudogap formation occurring in the underdoped regime; at substantially high temperatures (above 300 K), there is no pseudogap, which instead sets in below 200 K. The anomalous absorption peak we are interested in starts to appear on top of the (pseudogapped) broad absorption spectra at lower T . Thus, when the nonpseudogapped spectra at $T \approx 300$ K are subtracted from the low-temperature pseudogapped ones, a negative differential absorption is found over the frequency range of the pseudogap. Although this is not crucial for the qualitative description of the anomalous peaks, to get quantitatively more precise fits we exploit the fact that the pseudogap sets in rather rapidly and, once established, depends only very weakly on T . Therefore we add a smooth parabolic contribution $\chi_b'' = \omega(\Omega_{\text{MAX}} - \omega)/[B(T)]^2$, with ω in cm^{-1} and T in K, just designed to cancel the negative part at each temperature. For YBCO, we take $\Omega_{\text{MAX}} = 1000$, $B(55) = 760$, $B(86) = 860$, $B(127) = 1100$, while at $T = 190$, 254, and 282 K no compensation is needed because the

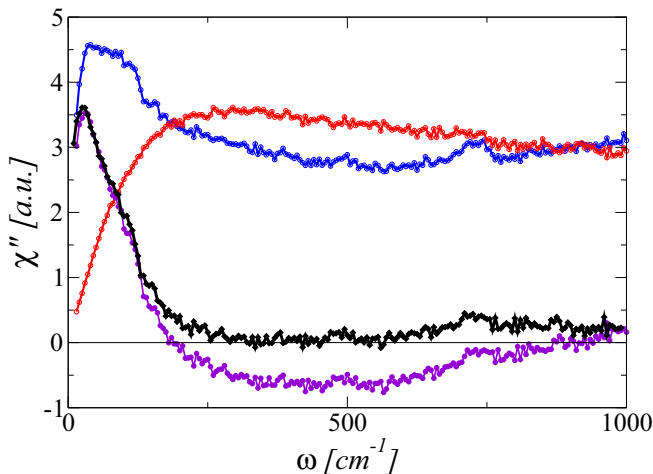


FIG. 9. (Color online) Subtraction procedure on the raw Raman data of a LSCO sample at $x = 0.04$ and $T = 52$ K (blue curve and symbols). The red curve and symbols correspond to the raw data at $T = 331$ K. Once the latter are subtracted from the former, the purple curve and symbols are obtained. To eliminate the negative absorption, the parabola $\chi_b'' = \omega(1000 - \omega)/600^2$, with ω in cm^{-1} , is added to finally yield the absorption reported with the black curve and symbols.

pseudogap is not open. For LSCO at $x = 0.02$, we take $\Omega_{\text{MAX}} = 800$, $B(35) = 500$, $B(88) = 500$, $B(125) = 600$, and $B(182) = 1000$, while at $T = 255$ K, again no compensation is needed because the pseudogap is not open. The same procedure is carried out at $x = 0.04$, with $\Omega_{\text{MAX}} = 1000$, $B(52) = 600$, $B(105) = 600$, $B(137) = 800$, $B(154) = 1000$, $B(169) = 800$, $B(207) = 1500$, $B(252) = 2000$, $B(301) = 2000$. Figure 9 exemplifies the procedure for LSCO with $x = 0.04$ at $T = 52$ K. The blue curve represents the raw data, from which we subtract the red data at $T = 331$ K, obtaining the purple curve with unphysical negative absorption. The pseudogap effect is then corrected by the addition of the smooth parabolic contribution, leading to the final black curve. Once these differential spectra are thus brought to have a zero background we proceed to fit the strongly T -dependent anomalous peaks.

APPENDIX C: PSEUDOGAP, FERMI ARCS, AND RAMAN RESPONSE SUPPRESSION

The strongly underdoped phase of cuprates is characterized by the presence of a pseudogap that strongly suppresses the low-energy electronic degrees of freedom. In particular, the electronic states in the so-called antinodal regions of the BZ, around $(\pm\pi, 0)$, $(0, \pm\pi)$, are gapped, while the so-called nodal states, along the $(\pm 1, \pm 1)$ directions, survive giving rise to Fermi arcs which shrink upon lowering temperature and doping. In this appendix, we investigate the effects of this suppression of the low-energy electronic states on the coupling between the Raman vertices and the NCMs. Indeed, the fermionic loops entering the diagrams of Fig. 1 involve the integration over fermionic degrees of freedom coupled to the nearly critical CMs, with the low-energy fermions being the most effective in coupling to the low-energy CMs. Therefore the opening of gaps in the electronic spectra naturally entails a substantial reduction of the overall response of the CM. However, the Raman vertices $\gamma_i(\mathbf{k})$ weight differently the fermionic states along the Fermi surface and it is therefore quite natural that the fermionic loops are differently suppressed depending on the channel. To estimate this effect is the aim of this Appendix. More specifically, we will consider the NCMs only, because the CO modes in the very underdoped LSCO were shown in Ref. [50] to be only visible in the B_{2g} channel. So it would be meaningless to compare the pseudogap effects in the two Raman channels. On the contrary, the NCM are singular at $\mathbf{q} \approx 0$ and therefore should give a strong contribution to the Raman response in both channels. This Appendix will instead demonstrate that the interplay of Raman vertices and momentum dependence of the pseudogap strongly suppress the loop in the B_{1g} channel in comparison to the B_{2g} case.

We adopt the simplifying assumption of a circular Fermi surface and we start from the expression for the fermionic loop, Eq. (6). Since the NCMs are singular at small \mathbf{q} , we expand in this limit the quantity $\Delta\xi_{\mathbf{k}} \equiv \xi_{\mathbf{k}} - \xi_{\mathbf{k}+\mathbf{q}}$. Expanding up to order q^2 the denominator and exploiting the δ function to perform the integral along the radial momentum variable, one obtains

$$\Lambda_i \approx \frac{2M^2}{(2\pi)^2} \int_0^{2\pi} d\theta F(\theta) \frac{\gamma_i(\theta)}{1 - \frac{q^2}{2k_F^2} + \cos(2\theta - 2\phi)}, \quad (\text{C1})$$

where ϕ is the angle between \mathbf{q} and the x axis in reciprocal space. At this stage, we have phenomenologically introduced a function

$$F(\theta) = \sum_n \frac{1}{1 + e^{[(\theta - (2n-1)\pi/4]^2 - \Theta_M^2)/\Delta_\theta^2]}, \quad (\text{C2})$$

with $n = 1, 2, 3, 4$, which simulates the effect of the pseudogap on the Fermi surface of the 1–4 quadrants. The parameter Θ_M tunes the length of the residual arc on the Fermi surface. Specifically, this function leaves the states near the diagonal untouched, while for $\Theta_M < \pi/4$ it rather sharply suppresses the integration in the gapped antinodal regions for θ 's far from the nodal direction $\theta = \pi/4$ (for $\Theta_M = \pi/4$ one recovers the full ungapped Fermi surface). This essentially restricts the integration in Eq. (C1) to the angles of a Fermi arc allowing to explore the different action of the Fermi surface shrinking on the value of the fermionic loop. The parameter Δ_θ measures how rapidly the pseudogap is switched on and off along the FS, and we take it to be much smaller than $\pi/4$.

Figure 10 displays the square of the fermionic loops in the two Raman channels as a function of the angle ϕ between the boson transferred momentum \mathbf{q} and the x axis. The calculation clearly shows the increasingly strong suppression of the B_{1g} fermionic loop (solid curves) upon reducing the length of the Fermi arcs. The suppression is much less pronounced in the B_{2g} fermionic loop (dashed lines). These results are rather natural because the pseudogap suppresses the states that

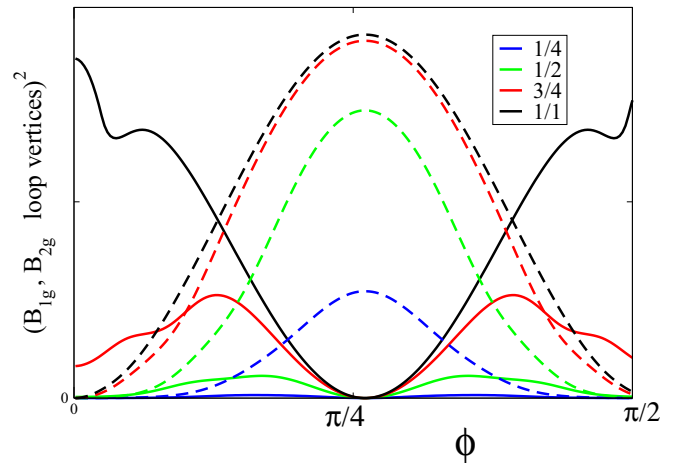


FIG. 10. (Color online) Square of the fermionic loops as a function of the angle ϕ calculated according to Eq. (C1) in the B_{1g} channel (solid lines) and in the B_{2g} channel (dashed lines). The $F(\theta)$ function [Eq. (C2)] has been set to produce arcs shrinking the Fermi surface by a factor 1 ($\Theta_M = \pi/4$, whole Fermi surface, black curves), 0.75 ($\Theta_M = 3\pi/16$, red curves), 0.5 ($\Theta_M = \pi/8$, green curves), and 0.25 ($\Theta_M = \pi/16$, blue curves). The parameter $\Delta_\theta^2 = 0.05$, was set to smoothen the angular cutoff producing the arcs. The boson momentum q has been chosen such that $q^2/2k_F^2 = 0.01$, while $M = 1$.

more effectively contribute to the B_{1g} loop, while the fermion quasiparticles contributing more to the B_{2g} channel survive in the Fermi arcs.

-
- [1] S. A. Kivelson, I. P. Bindloss, E. Fradkin, V. Oganesyan, J. M. Tranquada, A. Kapitulnik, and C. Howald, *Rev. Mod. Phys.* **75**, 1201 (2003), and references therein.
- [2] U. Löw, V. J. Emery, K. Fabricius, and S. A. Kivelson, *Phys. Rev. Lett.* **72**, 1918 (1994); Z. Nussinov, J. Rudnick, S. A. Kivelson, and L. N. Chayes, *ibid.* **83**, 472 (1999); J. Lorenzana, C. Castellani, and C. Di Castro, *Phys. Rev. B* **64**, 235127 (2001); *Europhys. Lett.* **57**, 704 (2002); R. Jamei, S. Kivelson, and B. Spivak, *Phys. Rev. Lett.* **94**, 056805 (2005); C. Ortix, J. Lorenzana, M. Beccaria, and C. Di Castro, *Phys. Rev. B* **75**, 195107 (2007); C. Ortix, J. Lorenzana, and C. Di Castro, *Phys. Rev. Lett.* **100**, 246402 (2008).
- [3] M. A. Metlitski and S. Sachdev, *Phys. Rev. B* **82**, 075128 (2010); K. B. Efetov, H. Meier, and C. Pepin, *Nat. Phys.* **9**, 442 (2013); S. Sachdev and R. La Placa, *Phys. Rev. Lett.* **111**, 027202 (2013).
- [4] C. Castellani, C. Di Castro, and M. Grilli, *Phys. Rev. Lett.* **75**, 4650 (1995).
- [5] S. Andergassen, S. Caprara, C. Di Castro, and M. Grilli, *Phys. Rev. Lett.* **87**, 056401 (2001).
- [6] C. Castellani, C. Di Castro, and M. Grilli, *Z. Phys. B* **103**, 137 (1996).
- [7] C. Castellani, C. Di Castro, and M. Grilli, *J. Phys. Chem. Sol.* **59**, 1694 (1998).
- [8] Y. Wang and A. Chubukov, *Phys. Rev. B* **90**, 035149 (2014).
- [9] J. M. Tranquada, B. J. Sternlieb, J. D. Axe, Y. Nakamura, and S. Uchida, *Nature (London)* **375**, 561 (1995).
- [10] J. M. Tranquada, J. D. Axe, N. Ichikawa, Y. Nakamura, S. Uchida, and B. Nachumi, *Phys. Rev. B* **54**, 7489 (1996).
- [11] J. M. Tranquada, J. D. Axe, N. Ichikawa, A. R. Moodenbaugh, Y. Nakamura, and S. Uchida, *Phys. Rev. Lett.* **78**, 338 (1997).
- [12] M. Fujita, H. Goka, K. Yamada, and M. Matsuda, *Phys. Rev. Lett.* **88**, 167008 (2002).
- [13] H.-H. Klauss, W. Wagener, M. Hillberg, W. Kopmann, H. Walf, F. J. Litterst, M. Hücker, and B. Büchner, *Phys. Rev. Lett.* **85**, 4590 (2000).
- [14] P. Abbamonte, A. Rusydi, S. Smadici, G. D. Gu, G. A. Sawatzky, and D. L. Feng, *Nat. Phys.* **1**, 155 (2005).
- [15] J. Fink, E. Schierle, E. Weschke, J. Geck, D. Hawthorn, V. Soltwisch, H. Wadati, H.-H. Wu, H. A. Dürr, N. Wizen, B. Büchner, and G. A. Sawatzky, *Phys. Rev. B* **79**, 100502(R) (2009).
- [16] K. Yamada, C. H. Lee, K. Kurahashi, J. Wada, S. Wakimoto, S. Ueki, H. Kimura, Y. Endoh, S. Hosoya, G. Shirane, R. J. Birgeneau, M. Greven, M. A. Kastner, and Y. J. Kim, *Phys. Rev. B* **57**, 6165 (1998).
- [17] J. M. Tranquada, H. Woo, T. G. Perring, H. Goka, G. D. Gu, G. Xu, M. Fujita, and K. Yamada, *Nature (London)* **429**, 534 (2004).
- [18] N. B. Christensen, D. F. McMorrow, H. M. Rønnow, B. Lake, S. M. Hayden, G. Aeppli, T. G. Perring, M. Mangorkontong, M. Nohara, and H. Tagaki, *Phys. Rev. Lett.* **93**, 147002 (2004).

- [19] S. M. Hayden, H. A. Mook, P. Dai, T. G. Perring, and F. Dogan, *Nature (London)* **429**, 531 (2004).
- [20] V. Hinkov, D. Haug, B. Fauqué, P. Bourges, Y. Sidis, A. Ivanov, C. Bernhard, C. T. Lin, and B. Keimer, *Science* **319**, 597 (2008).
- [21] J. Lorenzana and G. Seibold, *Phys. Rev. Lett.* **89**, 136401 (2002).
- [22] G. Seibold and J. Lorenzana, *Phys. Rev. Lett.* **94**, 107006 (2005).
- [23] G. Seibold and J. Lorenzana, *Phys. Rev. B* **73**, 144515 (2006).
- [24] N. L. Saini, J. Avila, A. Biaconi, A. Lanzara, M. C. Asensio, S. Tajima, G. D. Gu, and N. Koshizuka, *Phys. Rev. Lett.* **79**, 3467 (1997).
- [25] T. Wu, H. Mayaffre, S. Krämer, M. Horvatić, C. Berthier, W. N. Hardy, R. Liang, D. A. Bonn, and M.-H. Julien, *Nature (London)* **477**, 191 (2011).
- [26] T. Wu, H. Mayaffre, S. Krämer, M. Horvatić, C. Berthier, P. L. Kuhns, A. P. Reyes, R. Liang, W. N. Hardy, D. A. Bonn, and M.-H. Julien, *Nat. Commun.* **4**, 2113 (2013); T. Wu, H. Mayaffre, S. Krämer, M. Horvatić, C. Berthier, W. N. Hardy, R. Liang, D. A. Bonn, and M.-H. Julien, *ibid.* **6**, 6438 (2015).
- [27] C. Howald, H. Eisaki, N. Kaneko, M. Greven, and A. Kapitulnik, *Phys. Rev. B* **67**, 014533 (2003).
- [28] M. Vershinin, S. Misra, S. Ono, Y. Abe, Y. Ando, A. Yazdani, *Science* **303** 1995 (2004).
- [29] Y. Kohsaka, C. Taylor, K. Fujita, A. Schmidt, C. Lupien, T. Hanaguri, M. Azuma, M. Takano, H. Eisaki, H. Takagi, S. Uchida, and J. C. Davis, *Science* **315**, 1380 (2007).
- [30] G. Ghiringhelli, M. Le Tacon, M. Minola, S. Blanco-Canosa, C. Mazzoli, N. B. Brookes, G. M. De Luca, A. Frano, D. G. Hawthorn, F. He, T. Loew, M. Moretti Sala, D. C. Peets, M. Salluzzo, E. Schierle, R. Sutarto, G. A. Sawatzky, E. Weschke, B. Keimer, and L. Braicovich, *Science* **337**, 821 (2012).
- [31] J. Chang, E. Blackburn, A. T. Holmes, N. B. Christensen, J. Larsen, J. Mesot, R. Liang, D. A. Bonn, W. N. Hardy, A. Watenphul, M. V. Zimmermann, E. M. Forgan, and S. M. Hayden, *Nat. Phys.* **8**, 871 (2012).
- [32] R. Comin, R. Sutarto, F. He, E. da Silva Neto, L. Chauviere, A. Frano, R. Liang, W. N. Hardy, D. A. Bonn, Y. Yoshida, H. Eisaki, J. E. Hoffman, B. Keimer, G. A. Sawatzky, and A. Damascelli, *arXiv:1402.5415*.
- [33] S. Blanco-Canosa, A. Frano, E. Schierle, J. Porras, T. Loew, M. Minola, M. Bluschke, E. Weschke, B. Keimer, and M. Le Tacon, *Phys. Rev. B* **90**, 054513 (2014).
- [34] S. Caprara, C. Di Castro, B. Muschler, W. Prestel, R. Hackl, M. Lambacher, A. Erb, S. Komiya, Y. Ando, and M. Grilli, *Phys. Rev. B* **84**, 054508 (2011).
- [35] G. Mazza, M. Grilli, C. Di Castro, and S. Caprara, *Phys. Rev. B* **87**, 014511 (2013).
- [36] For a review, see, e.g., D. R. Garcia and A. Lanzara, *Adv. Condens. Matter Phys.* **2010**, 807412 (2010), and references therein.
- [37] A. J. Millis, *Phys. Rev. B* **81**, 035117 (2010).
- [38] D. Haug, V. Hinkov, Y. Sidis, P. Bourges, N. B. Christensen, A. Ivanov, T. Keller, C. T. Lin, and B. Keimer, *New J. Phys.* **12**, 105006 (2010).
- [39] R. Daou, J. Chang, D. LeBoeuf, O. Cyr-Choinière, F. Laliberté, N. Doiron-Leyraud, B. J. Ramshaw, R. Liang, D. A. Bonn, W. N. Hardy, and L. Taillefer, *Nature (London)* **463**, 519 (2010).
- [40] A. Mesaros, K. Fujita, H. Eisaki, S. Uchida, J. C. Davis, S. Sachdev, J. Zaanen, M. J. Lawler, and E.-A. Kim, *Science* **333**, 426 (2011).
- [41] M. J. Lawler, K. Fujita, J. Lee, A. R. Schmidt, Y. Kohsaka, C. K. Kim, H. Eisaki, S. Uchida, J. C. Davis, J. P. Sethna *et al.*, *Nature (London)* **466**, 347 (2010).
- [42] S. A. Kivelson, E. Fradkin, and V. J. Emery, *Nature (London)* **393**, 550 (1998).
- [43] M. Vojta, *Adv. Phys.* **58**, 699 (2009).
- [44] K. Sun, M. J. Lawler, and E.-A. Kim, *Phys. Rev. Lett.* **104**, 106405 (2010).
- [45] G. Seibold, M. Capati, C. Di Castro, M. Grilli, and J. Lorenzana, *Phys. Rev. B* **87**, 035138 (2013).
- [46] S. Wakimoto, R. J. Birgeneau, M. A. Kastner, Y. S. Lee, R. Erwin, P. M. Gehring, S. H. Lee, M. Fujita, K. Yamada, Y. Endoh, K. Hirota, and G. Shirane, *Phys. Rev. B* **61**, 3699 (2000).
- [47] M. Capati, S. Caprara, C. Di Castro, M. Grilli, G. Seibold, and J. Lorenzana, *arXiv:1505.01847* [Nat. Commun. (to be published)].
- [48] B. S. Shastry and B. I. Shraiman, *Phys. Rev. Lett.* **65**, 1068 (1990).
- [49] T. P. Devereaux and R. Hackl, *Rev. Mod. Phys.* **79**, 175 (2007).
- [50] S. Caprara, C. Di Castro, M. Grilli, and D. Suppa, *Phys. Rev. Lett.* **95**, 117004 (2005).
- [51] S. Caprara, M. Grilli, C. Di Castro, and T. Enss, *Phys. Rev. B* **75**, 140505(R) (2007).
- [52] L. Tassini, W. Prestel, A. Erb, M. Lambacher, and R. Hackl, *Phys. Rev. B* **78**, 020511 (2008).
- [53] S. Caprara, C. Di Castro, T. Enss, and M. Grilli, *J. Phys. Chem. Sol.* **69**, 2155 (2008).
- [54] M. Grilli, S. Caprara, C. Di Castro, T. Enss, R. Hackl, B. Muschler, and W. Prestel, *Physica B* **404**, 3070 (2009).
- [55] B. Muschler, W. Prestel, E. Schachinger, J. P. Carbotte, R. Hackl, S. Ono, and Y. Ando, *J. Phys.: Condens. Matter* **22**, 375702 (2010).
- [56] L. Tassini, F. Venturini, Q.-M. Zhang, R. Hackl, N. Kikugawa, and T. Fujita, *Phys. Rev. Lett.* **95**, 117002 (2005).
- [57] T. Yoshida, X. J. Zhou, T. Sasagawa, W. L. Yang, P. V. Bogdanov, A. Lanzara, Z. Hussain, T. Mizokawa, A. Fujimori, H. Eisaki, Z.-X. Shen, T. Kakeshita, and S. Uchida, *Phys. Rev. Lett.* **91**, 027001 (2003).
- [58] X. J. Zhou, T. Yoshida, D.-H. Lee, W. L. Yang, V. Brouet, F. Zhou, W. X. Ti, J. W. Xiong, Z. X. Zhao, T. Sasagawa, T. Kakeshita, H. Eisaki, S. Uchida, A. Fujimori, Z. Hussain, and Z.-X. Shen, *Phys. Rev. Lett.* **92**, 187001 (2004).
- [59] Y. Ando, A. N. Lavrov, S. Komiya, K. Segawa, and X. F. Sun, *Phys. Rev. Lett.* **87**, 017001 (2001).
- [60] Y. Ando, Y. Kurita, S. Komiya, S. Ono, and K. Segawa, *Phys. Rev. Lett.* **92**, 197001 (2004).
- [61] V. Oganesyan, S. A. Kivelson, and E. Fradkin, *Phys. Rev. B* **64**, 195109 (2001).
- [62] M. Garst and A. V. Chubukov, *Phys. Rev. B* **81**, 235105 (2010).
- [63] A. J. Millis, H. Monien, and D. Pines, *Phys. Rev. B* **42**, 167 (1990).
- [64] Ar. Abanov, A. Chubukov, and J. Schmalian, *Adv. Phys.* **52**, 119 (2003), and references therein.
- [65] M. Zacharias, P. Wölfle, and M. Garst, *Phys. Rev. B* **80**, 165116 (2009).