

Cross thermoelectric coupling in normal-superconductor quantum dots

Sun-Yong Hwang,¹ Rosa López,^{1,2} and David Sánchez^{1,2}

¹*Institut de Física Interdisciplinària i Sistemes Complexos–IFISC (CSIC-UIB), E-07122 Palma de Mallorca, Spain*

²*Kavli Institute for Theoretical Physics, University of California, Santa Barbara, California 93106-4030, USA*

(Received 12 December 2014; revised manuscript received 8 March 2015; published 23 March 2015)

We discuss the nonlinear current of an interacting quantum dot coupled to normal and superconducting reservoirs with applied voltage and temperature differences. Due to the particle-hole symmetry introduced by the superconducting lead, the pure (subgap) thermoelectric response vanishes. However, we show that the Andreev bound states shift as the thermal gradient increases. As a consequence, the I - V characteristic can be tuned with a temperature bias if the system is simultaneously voltage biased. This is a cross effect that occurs beyond linear response only. Furthermore, we emphasize the role of quasiparticle tunneling processes in the generation of high thermopower sensitivities.

DOI: [10.1103/PhysRevB.91.104518](https://doi.org/10.1103/PhysRevB.91.104518)

PACS number(s): 73.23.-b, 72.20.Pa, 74.45.+c, 72.20.Ht

I. INTRODUCTION

When a superconducting (S) material is attached to a normal (N) conductor the transfer of charges across the NS interface is dominated by Andreev processes [1] in which electrons (holes) are retroreflected as holes (electrons) adding (destroying) Cooper pairs in the ground state. Leakage of superconducting pairing correlations into the normal conductor has a profound impact when sandwiched quantum dots (QDs) are considered. Hence, multiple Andreev reflections lead to the formation of Andreev bound states observed in N-QD-S tunnel experiments when the normal contact acts as a probe terminal [2–5]. These hybrid setups are excellent test beds for examining the interplay between Coulomb interaction and proximity effects. In particular, N-QD-S systems exhibit remarkable conductance changes in the cotunneling regime [6] originating from the occurrence of zero-bias anomalies, which at much lower temperatures arise from the competition between Kondo physics [7] and the Yu-Shiba-Rusinov states (the usual Andreev bound states in magnetically active platforms). Indeed, the Yu-Shiba-Rusinov states are viewed as precursors of Majorana quasiparticles in hybrid systems with large spin-orbit interaction and magnetic fields [8,9]. Additionally, N-QD-S structures have been proposed as suitable sources of solid-state qubits [10].

The previously cited works deal solely with the electric response of hybrid systems. In contrast, their thermoelectrical response is much less understood. In QDs coupled to normal electrodes, the thermoelectric voltage V_{th} generated in response to a small thermal gradient ΔT is greatly amplified across each dot resonance [11,12], leading to large values of the Seebeck coefficient $S = -V_{\text{th}}/\Delta T$ [13]. Superconductivity can significantly alter these thermoelectric properties [14] and provide additional information, as demonstrated with Andreev interferometers [15,16]. Importantly, in hybrid nanostructures large values of S have been envisaged on breaking the particle-hole symmetry [17–19]. Here, we focus on N-QD-S setups that indeed preserve such symmetry and thereby avoid the generation of electrical currents by thermal gradients alone. Remarkably enough, we find that the nonlinear transport regime does exhibit a large cross thermoelectric coupling signal when both voltage and temperature shifts are present. Below, we discuss the details.

The nonlinear regime of transport has been hitherto poorly explored in interacting hybrid systems (for an exception, see Ref. [20]). The nonlinear thermoelectric transport is unique because the conductor's nonequilibrium potential responds in a nontrivial way to large shifts in the applied thermal (θ) and voltage (V) differences [21–29]. Consider the charge current I for a generic conductor,

$$I = G_0 V + G_1 V^2 + L_0 \theta + L_1 \theta^2 + M_1 V \theta, \quad (1)$$

expanded up to leading order in the rectification terms. For the present setup (see the top panel in Fig. 1), all pure thermoelectrical coefficients [L_0 and L_1 in Eq. (1)] vanish in the subgap region due to symmetry between the processes indicated in Figs. 1(a) and 1(b), canceling the net current. Importantly, whereas I is not sensitive to a thermal gradient alone, it does react to a simultaneous change in voltage and temperature shifts because for finite V and θ the process sketched in Fig. 1(b) is Pauli blocked for positive voltages. This unique cross effect is quantified to leading order by the coefficient $M_1 = \partial^2 I / \partial V \partial \theta|_{\text{eq}}$ (eq means $\{V = \theta = 0\}$). This mixed term has thus far received little attention, because its effect is masked in many systems by the diagonal responses G_1 and L_1 . We propose that hybrid systems are highly appropriate experimental setups to test this cross response as they exhibit a clear signal of M_1 . Our results show that the I - V characteristic can be thermally tuned due to M_1 . Furthermore, the cross response is intimately linked with the fact that Andreev bound states shift their positions [Fig. 1(c)] under the influence of a temperature shift θ , a feature easily accessible with tunnel spectroscopic techniques.

The paper is organized as follows. In Sec. II, we explain the gauge-invariant nonlinear thermoelectric transport theory that describes our N-QD-S junctions. Section III is devoted to displaying our main results based on this theory. Importantly, the cross thermoelectric coupling term M_1 in Eq. (1) plays a significant role in the Andreev current I_A as illustrated in Fig. 3, where I_A can increase or decrease its amplitude according to the quantum dot energy level. Furthermore, we show that high thermopower can be created when combined with the quasiparticle contribution uniquely in the nonlinear transport regime. Finally, we conclude our findings in Sec. IV.

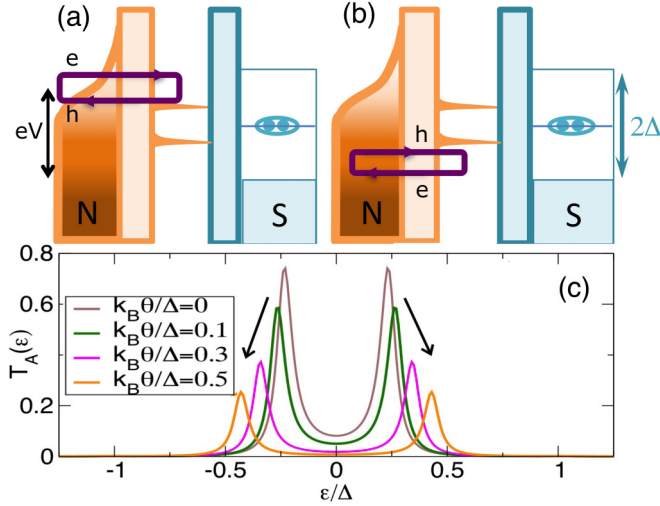


FIG. 1. (Color online) Top: A quantum dot device tunnel coupled to hot normal (N) and cold superconducting (S, gap 2Δ) leads whose distribution functions are sketched. Andreev processes where injected charge forms a Cooper pair in the S lead are indicated for (a) incident electrons and (b) incident holes. For voltage bias $V = 0$ the two processes counterbalance and the net Andreev current vanishes even in the presence of a thermal gradient θ . Therefore, a cross coupling (finite V and θ) is needed to generate thermoelectric transport. Bottom: Andreev transmission for different thermal biases θ . Tilted arrows indicate Andreev level shifts of the bound states indicated in (a) and (b) when the thermal bias is enhanced from $k_B\theta = 0.1\Delta$ to $k_B\theta = 0.5\Delta$. Parameters: $\varepsilon_d = 0.15\Delta$, $\Gamma_L = 0.1\Delta$, $\Gamma_R = 0.5\Delta$, $k_B T = 0.1\Delta$, $V = 0$.

II. HYBRID CONDUCTORS: NONLINEAR THERMOELECTRIC TRANSPORT THEORY

We consider a N-QD-S system with a heated normal lead as in Fig. 1(a). The model Hamiltonian can be written as

$$\mathcal{H} = \mathcal{H}_L + \mathcal{H}_R + \mathcal{H}_D + \mathcal{H}_T, \quad (2)$$

where $\mathcal{H}_L = \sum_{k\sigma} \varepsilon_{Lk} c_{Lk\sigma}^\dagger c_{Lk\sigma}$ describes the electron with momentum k and spin σ in the left (L) normal lead while $\mathcal{H}_R = \sum_{p\sigma} \varepsilon_{Rp} c_{Rp\sigma}^\dagger c_{Rp\sigma} + \sum_p [\Delta c_{R,-p\uparrow}^\dagger c_{Rp\downarrow}^\dagger + \text{H.c.}]$ describes electrons with momentum p in the right (R) superconducting contact. The second term in \mathcal{H}_R describes Cooper-pair formation with energy cost Δ . The dot Hamiltonian is $\mathcal{H}_D = \sum_\sigma (\varepsilon_d - eU) d_\sigma^\dagger d_\sigma$, with ε_d the dot energy level renormalized by the internal potential U which accounts for electron-electron repulsion. This interaction term will be considered at the mean-field level, which is a good approximation for metallic dots with good screening properties [30]. In Eq. (2), $\mathcal{H}_T = \sum_{k\sigma} t_L c_{Lk\sigma}^\dagger d_\sigma + \sum_{p\sigma} t_R e^{i(\hbar)V_{Rt}} c_{Rp\sigma}^\dagger d_\sigma + \text{H.c.}$ depicts the tunneling processes between the dot and each lead with amplitudes t_L and t_R (V_R is the voltage in lead S).

We use a gauge-invariant current-conserving theory applied to nonlinear thermoelectric transport. First, the electric current can be evaluated from the time evolution of the total electron number in the left lead, $N_L = \sum_{k\sigma} c_{Lk\sigma}^\dagger c_{Lk\sigma}$, through

$$I = -e \langle \dot{N}_L(t) \rangle = -(ie/\hbar) \langle [\mathcal{H}, N_L] \rangle. \quad (3)$$

Within the nonequilibrium Keldysh-Green function formalism [31,32], one finds that $I = I_A + I_Q$ is a sum of two terms: the Andreev current I_A and the quasiparticle contribution I_Q ,

$$I_A = \frac{2e}{h} \int d\varepsilon T_A(\varepsilon) [f_L(\varepsilon - eV) - f_L(\varepsilon + eV)], \quad (4)$$

$$I_Q = \frac{2e}{h} \int d\varepsilon T_Q(\varepsilon) [f_L(\varepsilon - eV) - f_R(\varepsilon)]. \quad (5)$$

Here, the Fermi-Dirac distribution function is given by $f_{\alpha=L,R}(\varepsilon \pm eV) = \{1 + \exp[(\varepsilon \pm eV - E_F)/k_B T_\alpha]\}^{-1}$, where the electrode temperature $T_\alpha = T + \theta_\alpha$ is given in terms of the base temperature T and the shift θ_α , the voltage bias reads $V = V_L - V_R$, and the Fermi level is taken as the reference energy ($E_F = 0$). The Fermi function f_R for the superconductor is that of the zero-gap state, with the gap property included in the S density of states. Quite generally, the transmissions T_A and T_Q are functions of U , which itself depends on the applied voltage and thermal bias.

Both T_A and T_Q are expressed in terms of the dot retarded Green's functions $G_{ij}^r(\varepsilon)$ ($i, j = 1, 2$) in the Nambu space [31],

$$\mathbf{G}_d^r(\varepsilon) = \begin{pmatrix} G_{11}^r(\varepsilon) & G_{12}^r(\varepsilon) \\ G_{21}^r(\varepsilon) & G_{22}^r(\varepsilon) \end{pmatrix}, \quad (6)$$

whose matrix elements are Fourier transforms of the electronic part $G_{11}^r(t, t') = -i\Theta(t - t') \langle \{d_\uparrow(t), d_\uparrow^\dagger(t')\} \rangle$, the hole part $G_{22}^r(t, t') = -i\Theta(t - t') \langle \{d_\downarrow^\dagger(t), d_\downarrow(t')\} \rangle$, and those parts that connect both electron and hole dynamics $G_{12}^r(t, t') = -i\Theta(t - t') \langle \{d_\uparrow(t), d_\downarrow(t')\} \rangle$, $G_{21}^r(t, t') = -i\Theta(t - t') \langle \{d_\downarrow^\dagger(t), d_\uparrow^\dagger(t')\} \rangle$. Here, the subscript 1 refers to the electron sector and 2 to the hole part. The Green's functions relevant to our work explicitly read $G_{11}^r(\varepsilon) = [\varepsilon - \varepsilon_d + eu_L V + ez_L \theta + \frac{i\Gamma_L}{2} + \frac{i\Gamma_R}{2} \frac{|\varepsilon|}{\sqrt{\varepsilon^2 - \Delta^2}} + \frac{\Gamma_R^2 \Delta^2}{4(\varepsilon^2 - \Delta^2)} A^r(\varepsilon)]^{-1}$ and $G_{12}^r(\varepsilon) = G_{11}^r(\varepsilon) \frac{i\Gamma_R \Delta}{2\sqrt{\varepsilon^2 - \Delta^2}} A^r(\varepsilon)$, where $A^r(\varepsilon) = [\varepsilon + \varepsilon_d - eu_L V - ez_L \theta + \frac{i\Gamma_L}{2} + \frac{i\Gamma_R}{2} \frac{|\varepsilon|}{\sqrt{\varepsilon^2 - \Delta^2}}]^{-1}$ and u_L and z_L will be specified below. For the subgap region $|\varepsilon| < \Delta$, one should make the substitution $\sqrt{\varepsilon^2 - \Delta^2} \rightarrow i\sqrt{\Delta^2 - \varepsilon^2}$. The contribution of Andreev transmission and that of quasiparticle tunneling are respectively given by [32]

$$T_A(\varepsilon) = \Gamma_L^2 |G_{12}^r(\varepsilon)|^2, \quad (7)$$

$$T_Q(\varepsilon) = \Gamma_L \tilde{\Gamma}_R \left(|G_{11}^r|^2 + |G_{12}^r|^2 - \frac{2\Delta}{|\varepsilon|} \text{Re}[G_{11}^r(G_{12}^r)^*] \right), \quad (8)$$

with $\Gamma_L = 2\pi |t_L|^2 \sum_k \delta(\varepsilon - \varepsilon_{Lk})$, $\Gamma_R = 2\pi |t_R|^2 \sum_p \delta(\varepsilon - \varepsilon_{Rp})$, and $\tilde{\Gamma}_R = \Gamma_R \Theta(|\varepsilon| - \Delta) |\varepsilon| / \sqrt{\varepsilon^2 - \Delta^2}$. Note that T_A describes the process where an electron (hole) incoming from the left lead is reflected as a hole (electron) backward into the same lead by producing (destroying) a Cooper pair in the S contact. Strictly at zero temperature and in the subgap regime $|eV| < \Delta$, the Andreev current is the only contribution to the total current. However, quasiparticle poisoning (I_Q) must also be taken into account when temperature or voltage is sufficiently large. The quasiparticle transmission T_Q comprises the conventional tunnel processes and those in which electrons or holes in the normal part become quasiparticle excitations in

the superconducting reservoir, either by keeping the Cooper-pair number invariant or by creating/destroying pairs [31,32].

Substituting Eqs. (7) and (8) into Eqs. (4) and (5), we can express the total current I in terms of $G_{ij}^r(\epsilon)$. Due to the presence of interactions, the Green's function depends explicitly on the nonequilibrium screening potential U which differs for each thermoelectric configuration $\{V_\alpha, \theta_\alpha\}$ [21]. Now we discuss how to determine U in a system containing pairing correlations. For a weakly nonequilibrium state, the potential can be expanded $\delta U = \sum_\alpha [u_\alpha V_\alpha + z_\alpha \theta_\alpha]$ up to first order in the shifts V_α and θ_α . Here, $\delta U = U - U_{\text{eq}}$ measures deviations of the internal potential from equilibrium and $u_\alpha = (\partial U / \partial V_\alpha)_{\text{eq}}$ and $z_\alpha = (\partial U / \partial \theta_\alpha)_{\text{eq}}$ are the characteristic potentials describing the system response to the shifts. Without loss of generality, we henceforth consider $V_L = V$, $T_L = T + \theta$ ($V_R = 0$, $T_R = T$). The nonequilibrium potential satisfies the capacitance equation [33] $\delta \rho = C \delta U$, where C is the dot capacitance and the excess charge density is given by the dot distribution (lesser) Green's function $\delta \rho = \rho - \rho_{\text{eq}} = i \int d\epsilon [G_{11}^<(\epsilon) - G_{11,\text{eq}}^<(\epsilon)]$:

$$G_{11}^<(\epsilon) = \frac{i\Gamma_L}{2\pi} [|G_{11}^r|^2 f_L(\epsilon - eV) + |G_{12}^r|^2 f_L(\epsilon + eV)] + \frac{i\tilde{\Gamma}_R}{2\pi} f_R(\epsilon) \left(|G_{11}^r|^2 + |G_{12}^r|^2 - \frac{2\Delta}{|\epsilon|} \text{Re}[G_{11}^r (G_{12}^r)^*] \right). \quad (9)$$

Notice that $G_{11}^<(\epsilon)$ is dominated by Andreev events when the energy lies within the subgap region [identified by the term $f_L(\epsilon + eV)|G_{12}^r(\epsilon)|^2$ in Eq. (9)] whereas for $|\epsilon| > \Delta$ it is dominated by (i) the normal electronic dot distribution function $[|G_{11}^r(\epsilon)|^2]$ weighted by the left-to-right averaged *nonequilibrium* distribution function $(\Gamma_L f_L + \tilde{\Gamma}_R f_R)$ and (ii) the quasiparticle contribution [the last terms in Eq. (9)]. Importantly, the density is expressed as the sum of injected and screening charges, $\delta \rho = \rho_{\text{inj}} + \rho_{\text{scr}}$. More explicitly, to leading order in V and θ one has $\delta \rho = \sum_\alpha (D_\alpha V_\alpha + \tilde{D}_\alpha \theta_\alpha) - \Pi \delta U$ where the first term in parentheses relates to the charge injected from lead α with voltage V_α and thermal driving θ_α and the last term denotes screening effects in terms of the generalized Lindhard function Π . We can thus define the charge injectivity $D_\alpha = (\partial \rho / \partial V_\alpha)_{\text{eq}}$, the entropic injectivity $\tilde{D}_\alpha = (\partial \rho / \partial \theta_\alpha)_{\text{eq}}$, and the Lindhard function $\Pi = -(\delta \rho / \delta U)_{\text{eq}}$. These quantities, in general, contain particle and hole portions (explicit formulas are provided in the Appendix) for which screening is calculated in the presence of superconductivity.

Solving the capacitance equation, we find $\delta U = \sum_\alpha (D_\alpha V_\alpha + \tilde{D}_\alpha \theta_\alpha) / (C + \Pi)$; hence we immediately have analytic expressions for the characteristic potentials $u_\alpha = D_\alpha / (C + \Pi)$ and $z_\alpha = \tilde{D}_\alpha / (C + \Pi)$, in terms of the dot Green's function:

$$u_L = \frac{-e\Gamma_L}{C + \Pi} \int \frac{d\epsilon}{2\pi} (-\partial_\epsilon f) (|G_{11}^r|^2 - |G_{12}^r|^2)_{\text{eq}}, \quad (10)$$

$$z_L = \frac{-\Gamma_L}{C + \Pi} \int \frac{d\epsilon}{2\pi} \frac{\epsilon - E_F}{T} (-\partial_\epsilon f) (|G_{11}^r|^2 + |G_{12}^r|^2)_{\text{eq}}, \quad (11)$$

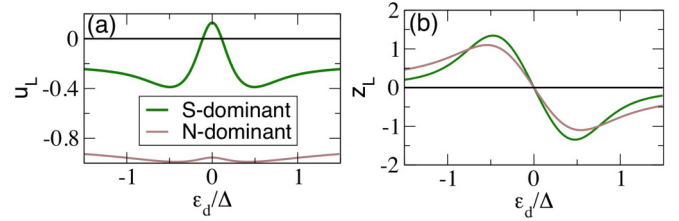


FIG. 2. (Color online) Characteristic potentials (a) u_L and (b) z_L versus dot level ϵ_d at base temperature $k_B T = 0.1\Delta$ with $C = 0$. In (a), we find $u_L \simeq -1$ for $\Gamma_L \gg \Gamma_R$ (N dominant) while u_L shows a rather drastic change for $\Gamma_L \ll \Gamma_R$ (S dominant). In (b), z_L behaves qualitatively in the same way for the two cases.

where the integrands are evaluated at equilibrium. Note that we have considered only the response to the left lead since the superconductor is assumed to be at equilibrium and hence $u_R V_R + z_R \theta_R = 0$ irrespective of u_R and z_R .

III. HYBRID CONDUCTORS: RESULTS

We next discuss our main findings for the nonlinear thermoelectric transport of an interacting hybrid setup. We first focus on the internal potential changes $\delta U = u_L V + z_L \theta$ when the hybrid system is electrically and thermally biased. These potentials are shown in Fig. 2, which displays the solutions of Eqs. (10) and (11) as functions of the dot level position for two coupling limits, the normal- ($\Gamma_L \gg \Gamma_R$) and superconducting- ($\Gamma_L \ll \Gamma_R$) dominant cases. We consider the strongly interacting regime (in the mean-field language) by setting $C = 0$. In Fig. 2(a), we find $u_L \simeq -1$ in the N-dominant case since the applied voltage shifts the dot level as $\epsilon_d \rightarrow \epsilon_d - u_L eV \simeq \epsilon_d + eV$ due to charge neutrality. In contrast, when the superconductor is more strongly coupled to the dot, u_L behaves very differently. The sign changes ($u_L > 0$) when the particle-hole conversion process dominates over the ordinary electron tunneling, as expected from the term $(|G_{11}^r|^2 - |G_{12}^r|^2)_{\text{eq}}$ in Eq. (10). On the other hand, when the dot is thermally driven as shown in Fig. 2(b) z_L shows similar behaviors for both coupling limits. The effect of thermal driving z_L appears only away from the particle-hole symmetry point when $\epsilon_d = E_F$ (recall that $E_F = 0$), as a consequence of a vanishing entropic injectivity. Hence, z_L is an odd function of ϵ_d while u_L is even. Interestingly, the Andreev transmission T_A is a function of both energy ϵ and potential U and thus depends on voltage and θ via the characteristic potentials. This result is illustrated in Fig. 1(c) for the case of thermal driving. Our finding thus suggests an extended controllability of N-QD-S junctions using thermoelectric configurations.

At low temperature with a small voltage bias $|eV| < \Delta$, the Andreev process contributes greatly to the total current. Then, an expansion of Eq. (4) as in Eq. (1) gives the linear conductance

$$G_0 = \frac{4e^2}{h} \int d\epsilon (-\partial_\epsilon f) T_{A,\text{eq}}, \quad (12)$$

the leading-order rectification term

$$G_1 = \frac{4e^2}{h} \int d\epsilon (-\partial_\epsilon f) u_L \left. \frac{dT_A}{dU} \right|_{\text{eq}}, \quad (13)$$

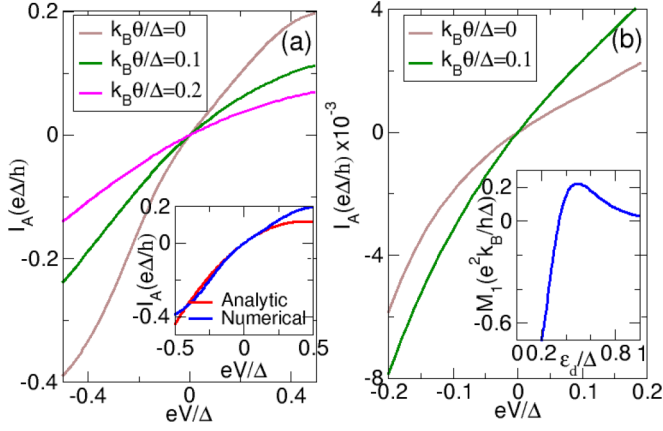


FIG. 3. (Color online) Andreev current versus voltage for several values of the temperature difference $k_B\theta$ with $\Gamma_L = 0.1\Delta$, $\Gamma_R = 0.5\Delta$ at (a) $\varepsilon_d = 0.2\Delta$ and (b) $\varepsilon_d = 0.7\Delta$. In (a), applied thermal bias $k_B\theta$ reduces $|I_A|$ for a given voltage since at $\varepsilon_d = 0.2\Delta$, M_1 in Eq. (1) is negative as shown in the inset of (b). On the contrary, at $\varepsilon_d = 0.7\Delta$ as displayed in (b), θ increases the amplitude of I_A due to the positive contribution from M_1 . Inset in (a) compares Eq. (1) with the exact expression Eq. (4) at zero thermal bias. We take $k_B T = 0.1\Delta$ and $C = 0$.

and the cross thermoelectric coupling

$$M_1 = \frac{4e^2}{h} \int d\varepsilon (-\partial_\varepsilon f) \left[z_L \frac{dT_A}{dU} + \frac{\varepsilon - E_F}{T} \frac{\partial T_A}{\partial \varepsilon} \right]_{\text{eq}}. \quad (14)$$

As we anticipated above, the thermoelectric response for the subgap transport regime $(\partial I_A / \partial \theta)_{V=0}$ vanishes to any order in θ , as a result of the Andreev current expression [see Eq. (4)]. Then $L_0 = L_1 = 0$ and Eq. (1) simply becomes $I = G_0 V + G_1 V^2 + M_1 V \theta$ ($I_Q \simeq 0$ for $|eV| < \Delta$). We therefore predict that the leading-order thermal response of a N-QD-S system is completely determined by the cross thermoelectric coefficient M_1 . By turning on the electrical bias (provided that $\varepsilon_d \neq 0$) electron-hole symmetry is lifted and then a finite response to a thermal bias is expected. This feature is unique to Andreev processes since normal tunneling, quite generally, gives nonzero L_0 and L_1 [21].

Our finding is now illustrated in Fig. 3. The effect of interactions is clearly visible as $I_A - V$ is rectified for nonzero values of $\varepsilon_d \neq 0$: (a) $\varepsilon_d = 0.2\Delta$ and (b) $\varepsilon_d = 0.7\Delta$. Since the expansion in Eq. (1) is valid only within the bias range $|eV/\Delta| \ll |G_0/G_1|$ and $|k_B\theta/\Delta| \ll |G_0/M_1|$, we also compare it in the inset of Fig. 3(a) with the exact expression in Eq. (4). Importantly, the $I_A - V$ curves in Fig. 3 (we choose the S-dominant case since it offers the clearest signal) can be manipulated with the heating gradient θ . The precise behavior of $I_A - V$ with θ depends on the dot gate position by either increase [Fig. 3(b)] or decrease [Fig. 3(a)] of the amplitude of I_A with increasing θ . To leading order in V and θ , this effect is explained by the cross coupling coefficient M_1 . A salient feature of M_1 is its dependence on interactions through the characteristic potential z_L in competition with the noninteracting contribution given by the second term in the integrand of Eq. (14). The inset of Fig. 3(b) shows M_1 as a function of ε_d in the S-dominant case, showing that the sign of M_1 can be tuned by a dot gate potential. This sign

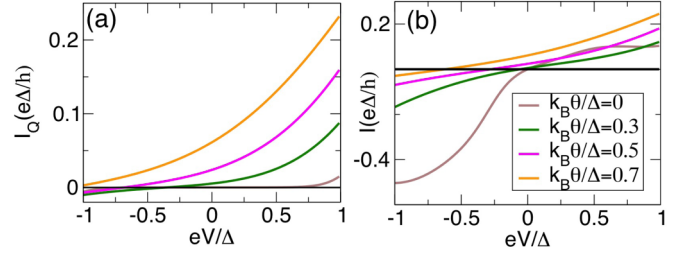


FIG. 4. (Color online) (a) Quasiparticle and (b) total current versus voltage for several $k_B\theta$ at $\varepsilon_d = 0.3\Delta$ for $\Gamma_L = 0.1\Delta$, $\Gamma_R = 0.5\Delta$. Thermal agitation makes I_Q contribute greatly to I even for a small bias range $|eV|, |k_B\theta| \ll \Delta$. For a finite $k_B\theta \neq 0$ nontrivial solutions of $I_Q = 0$ and $I = 0$ appear (to facilitate the localization of V_{th} from both $I_Q - V$ and $I - V$ curves we have drawn a horizontal black line at zero y -axis value). We take $k_B T = 0.1\Delta$.

determines the lowering or raising of $I_A - V$ with θ . We also note that although the thermal bias greatly affects I_A , the current never vanishes except for the trivial point $V = 0$. This differs from the N-QD-N case [12,26]. Hence, a thermovoltage in a N-QD-S system can be created via I_Q only, an important result which we discuss below.

Unlike the Andreev current discussed above, the expansion of the quasiparticle current in Eq. (5) includes all linear and lowest-order nonlinear coefficients, $I_Q = G_0^Q V + G_1^Q V^2 + L_0^Q \theta + L_1^Q \theta^2 + M_1^Q V \theta$. For low T , I_Q is a small contribution when $|eV| < \Delta$. However, as the thermal bias θ increases I_Q starts to contribute nontrivially to the total current I even for a small voltage bias $|eV| < \Delta$; see Fig. 4(a). Importantly, we now find finite values of the thermovoltage V_{th} determined from the condition $I_Q(V_{\text{th}}) = 0$. This is seen in Fig. 4(a) as I_Q shifts left with growing θ , mainly due to the nonzero L_0 (which occurs for $\varepsilon_d \neq 0$). Furthermore, the thermovoltage sign can be controlled by the gate potential polarity, i.e., positive (negative) values of ε_d generate negative (positive) V_{th} . Even if the Andreev current cannot exhibit the Seebeck effect solely by itself (because no thermovoltage is generated) I_A shifts the value of V_{th} when the total current $I = I_A + I_Q$ is considered; see Fig. 4(b). Indeed, I_A plays a significant role in the suppression of thermopower at low thermal biases.

Figure 5(a) shows the thermovoltage V_{th} created from the total current I for the S-dominant case. We find that V_{th} is vanishingly small until a certain amount of θ is applied, after which V_{th} is boosted. We attribute the suppression of V_{th} around $k_B\theta < 0.2\Delta$ to the Andreev current, which lacks the coefficient of θ^n to any order n as discussed above. We check this in the inset of Fig. 5(a), which compares the linear response thermovoltage evaluated from $I = (G_0 + G_0^Q)V_{\text{th}} + L_0^Q \theta = 0$ with the exact expression from the sum of Eqs. (4) and (5). Clearly, the linear approximation quickly fails, implying that the thermopower in our system is inherently nonlinear. In Fig. 5(b), we show the nonlinear Seebeck coefficient $S = -(dV/d\theta)_{I=0}$ at $\varepsilon_d = k_B\theta = 0.3\Delta$ (a moderate value of the thermal gradient). We observe a high degree of tunability for S as a function of the background temperature. Another tuning parameter is the dot level. The inset of Fig. 5(b) shows that S sharply increases as ε_d is detuned from the particle-hole symmetric point. Importantly, the observed thermoelectric effects can appear with all relevant energy scales well below Δ .

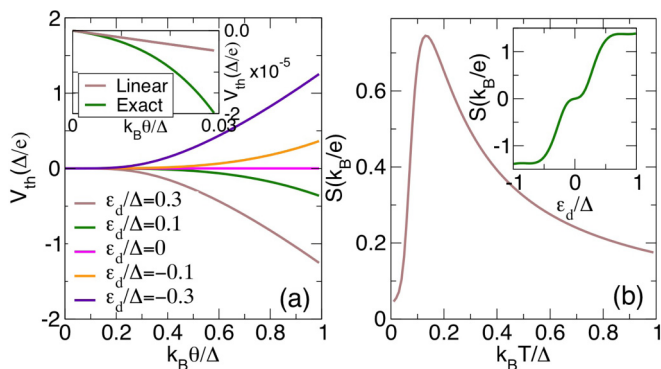


FIG. 5. (Color online) (a) Thermovoltage versus $k_B\theta/\Delta$ for several ε_d . (b) Differential Seebeck coefficient versus base temperature at $\varepsilon_d = k_B\theta = 0.3\Delta$, with $\Gamma_L = 0.1\Delta$ and $\Gamma_R = 0.5\Delta$. As shown in the inset of (a), the linear regime is very narrow, suggesting that the observed thermoelectric effect is intrinsically nonlinear. The inset of (b) displays the thermopower versus the dot level for $k_B T = 0.1\Delta$ and $k_B\theta = 0.3\Delta$.

IV. FINAL REMARKS

The combined influence of applied voltages and temperature biases is a fundamental aspect of electric transport. We have here discussed interaction-driven thermoelectric effects appearing uniquely in the nonlinear transport regime of a normal–quantum-dot–superconducting system. Andreev processes cancel linear Seebeck effects and a nonlinear treatment of thermopower is thus called for. We have demonstrated that a mixed thermoelectric response determines the thermal driving of Andreev currents. This result will be robust in the presence of strong interactions (Coulomb blockade) since even when the charging energy is fixed the cross thermoelectric coefficient will be nonzero if the transmission is energy dependent, as in most quantum-dot setups. In addition, we have found that high thermovoltages can be generated due to quasiparticle tunneling for moderate thermal gradients, an effect which can have crucial importance for superconductor-based thermometry and cooling applications [34].

ACKNOWLEDGMENTS

This research was supported by MINECO under Grant No. FIS2011-23526, the Korean NRF Grant No.

2014R1A6A3A03059105, and in part by the Kavli Institute for Theoretical Physics through NSF Grant No. PHY11-25915.

APPENDIX: INJECTIVITIES AND LINDHARD FUNCTION

Using the definitions displayed in the main article, we determine the charge and entropic injectivities $D_L = (\partial\rho/\partial V_L)_{\text{eq}}$, $\tilde{D}_L = (\partial\rho/\partial\theta_L)_{\text{eq}}$, and the Lindhard function $\Pi = -(\delta\rho/\delta U)_{\text{eq}}$. We separate the density function ($\rho = \rho^p + \rho^h$) into particle (ρ^p) and hole (ρ^h) sectors according to the Nambu space matrix elements $G_{11}^r(\varepsilon)$ and $G_{12}^r(\varepsilon)$. We find ($D_L = D_L^p + D_L^h$, $\tilde{D}_L = \tilde{D}_L^p + \tilde{D}_L^h$ and $\Pi = \Pi^p + \Pi^h$)

$$\begin{aligned} D_L^p &= \left. \frac{\partial\rho^p}{\partial V} \right|_{\text{eq}} = -e\Gamma_L \int \frac{d\varepsilon}{2\pi} (-\partial_\varepsilon f) |G_{11,\text{eq}}^r(\varepsilon)|^2, \\ D_L^h &= \left. \frac{\partial\rho^h}{\partial V} \right|_{\text{eq}} = e\Gamma_L \int \frac{d\varepsilon}{2\pi} (-\partial_\varepsilon f) |G_{12,\text{eq}}^r(\varepsilon)|^2, \\ \tilde{D}_L^p &= \left. \frac{\partial\rho^p}{\partial\theta} \right|_{\text{eq}} = -\Gamma_L \int \frac{d\varepsilon}{2\pi} \frac{\varepsilon - E_F}{T} (-\partial_\varepsilon f) |G_{11,\text{eq}}^r(\varepsilon)|^2, \\ \tilde{D}_L^h &= \left. \frac{\partial\rho^h}{\partial\theta} \right|_{\text{eq}} = -\Gamma_L \int \frac{d\varepsilon}{2\pi} \frac{\varepsilon - E_F}{T} (-\partial_\varepsilon f) |G_{12,\text{eq}}^r(\varepsilon)|^2, \\ \Pi^p &= -\left. \frac{\delta\rho^p}{\delta U} \right|_{\text{eq}} = \int \frac{d\varepsilon}{2\pi} f_{\text{eq}}(\varepsilon) \left[\Gamma_L \frac{\delta |G_{11}^r(\varepsilon)|^2}{\delta U} \right. \\ &\quad \left. + \tilde{\Gamma}_R \left(\frac{\delta |G_{11}^r(\varepsilon)|^2}{\delta U} - \frac{\Delta}{|\varepsilon|} \frac{\delta}{\delta U} G_{11}^r [G_{12}^r]^* \right) \right]_{\text{eq}}, \\ \Pi^h &= -\left. \frac{\delta\rho^h}{\delta U} \right|_{\text{eq}} = \int \frac{d\varepsilon}{2\pi} f_{\text{eq}}(\varepsilon) \left[\Gamma_L \frac{\delta |G_{12}^r(\varepsilon)|^2}{\delta U} \right. \\ &\quad \left. + \tilde{\Gamma}_R \left(\frac{\delta |G_{12}^r(\varepsilon)|^2}{\delta U} - \frac{\Delta}{|\varepsilon|} \frac{\delta}{\delta U} G_{12}^r [G_{11}^r]^* \right) \right]_{\text{eq}}. \end{aligned}$$

For a normal conductor ($\Delta = 0$) at zero temperature ($T = 0$) and close to resonance ($\varepsilon_d \simeq E_F$), we obtain the Breit-Wigner-like approximation for the Lindhard function, $\Pi = (e/\pi)(\Gamma/2)[(\varepsilon_d - E_F)^2 + (\Gamma/2)^2]^{-1}$ with $\Gamma = \Gamma_L + \Gamma_R$.

-
- [1] M. Tinkham, *Introduction to Superconductivity* (McGraw-Hill, Singapore, 1996).
- [2] M. R. Gaber, T. Nussbaumer, W. Belzig, and C. Schonenberger, *Nanotechnology* **15**, S479 (2004).
- [3] R. S. Deacon, Y. Tanaka, A. Oiwa, R. Sakano, K. Yoshida, K. Shibata, K. Hirakawa, and S. Tarucha, *Phys. Rev. Lett.* **104**, 076805 (2010); *Phys. Rev. B* **81**, 121308(R) (2010).
- [4] J.-D. Pillet, C. H. L. Quay, P. Morfin, C. Bena, A. L. Yeyati, and P. Joyez, *Nat. Phys.* **6**, 965 (2010).
- [5] J. Schindele, A. Baumgartner, R. Maurand, M. Weiss, and C. Schonenberger, *Phys. Rev. B* **89**, 045422 (2014).
- [6] Q.-F. Sun, H. Guo, and T. H. Lin, *Phys. Rev. Lett.* **87**, 176601 (2001).
- [7] R. Fazio and R. Raimondi, *Phys. Rev. Lett.* **80**, 2913 (1998); K. Kang, *Phys. Rev. B* **58**, 9641 (1998); P. Schwab and R. Raimondi, *ibid.* **59**, 1637 (1999); A. A. Clerk, V. Ambegaokar, and S. Hershfield, *ibid.* **61**, 3555 (2000); J. C. Cuevas, A. Levy Yeyati, and A. Martın-Rodero, *ibid.* **63**, 094515 (2001); Y. Tanaka, N. Kawakami, and A. Oguri, *J. Phys. Soc. Jpn.* **76**, 074701 (2007); Y. Avishai, A. Golub, and A. D. Zaikin, *Phys. Rev. B* **63**, 134515 (2001).
- [8] J. D. Sau, R. M. Lutchyn, S. Tewari, and S. Das Sarma, *Phys. Rev. Lett.* **104**, 040502 (2010); R. M. Lutchyn, J. D. Sau, and

- S. Das Sarma, *ibid.* **105**, 077001 (2010); Y. Oreg, G. Refael, and F. von Oppen, *ibid.* **105**, 177002 (2010).
- [9] V. Mourik, K. Zuo, S. M. Frolov, S. R. Plissard, E. P. A. M. Bakkers, and L. P. Kouwenhoven, *Science* **336**, 1003 (2012).
- [10] L. Hofstetter, S. Csonka, J. Nygard, and C. Schönberger, *Nature (London)* **461**, 960 (2009); L. G. Herrmann, F. Portier, P. Roche, A. Levy Yeyati, T. Kontos, and C. Strunk, *Phys. Rev. Lett.* **104**, 026801 (2010); A. Das, Y. Ronen, M. Heiblum, D. Mahalu, A. V. Kretinin, and H. Shtrikman, *Nat. Commun.* **3**, 1165 (2012).
- [11] G. D. Mahan and J. O. Sofo, *Proc. Natl. Acad. Sci. USA* **93**, 7436 (1996).
- [12] A. A. M. Staring, L. W. Molenkamp, B. W. Alphenaar, H. van Houten, O. J. A. Buyk, M. A. A. Mabesoone, C. W. J. Beenakker, and C. T. Foxon, *Europhys. Lett.* **22**, 57 (1993).
- [13] H. J. Goldsmid, *Introduction to Thermoelectricity* (Springer-Verlag, Berlin, 2010).
- [14] N. R. Claughton, M. Leadbeater, and C. J. Lambert, *J. Phys.: Condens. Matter* **7**, 8757 (1995).
- [15] J. Eom, C.-J. Chien, and V. Chandrasekhar, *Phys. Rev. Lett.* **81**, 437 (1998).
- [16] P. Jacquod and R. S. Whitney, *Europhys. Lett.* **91**, 67009 (2010).
- [17] P. Machon, M. Eschrig, and W. Belzig, *Phys. Rev. Lett.* **110**, 047002 (2013).
- [18] A. Ozaeta, P. Virtanen, F. S. Bergeret, and T. T. Heikkilä, *Phys. Rev. Lett.* **112**, 057001 (2014).
- [19] F. Giazotto, J. W. A. Robinson, J. S. Moodera, and F. S. Bergeret, *Appl. Phys. Lett.* **105**, 062602 (2014).
- [20] J. Wang, Y. Wei, H. Guo, Q.-F. Sun, and T.-H. Lin, *Phys. Rev. B* **64**, 104508 (2001).
- [21] D. Sánchez and R. López, *Phys. Rev. Lett.* **110**, 026804 (2013).
- [22] R. S. Whitney, *Phys. Rev. B* **87**, 115404 (2013).
- [23] J. Meair and P. Jacquod, *J. Phys.: Condens. Matter* **25**, 082201 (2013).
- [24] R. López and D. Sánchez, *Phys. Rev. B* **88**, 045129 (2013).
- [25] S. Hershfield, K. A. Muttalib, and B. J. Nartowt, *Phys. Rev. B* **88**, 085426 (2013).
- [26] S. Fahlvik Svensson, E. A. Hoffmann, N. Nakpathomkun, P. M. Wu, H. Q. Xu, H. A. Nilsson, D. Sánchez, V. Kashcheyevs, and H. Linke, *New J. Phys.* **15**, 105011 (2013).
- [27] S.-Y. Hwang, D. Sánchez, M. Lee, and R. López, *New J. Phys.* **15**, 105012 (2013); S.-Y. Hwang, R. López, M. Lee, and D. Sánchez, *Phys. Rev. B* **90**, 115301 (2014).
- [28] P. Dutt and K. Le Hur, *Phys. Rev. B* **88**, 235133 (2013).
- [29] R. S. Whitney, *Phys. Rev. Lett.* **112**, 130601 (2014).
- [30] P. W. Brouwer, A. Lamacraft, and K. Flensberg, *Phys. Rev. B* **72**, 075316 (2005).
- [31] J. C. Cuevas, A. Martín-Rodero, and A. Levy Yeyati, *Phys. Rev. B* **54**, 7366 (1996).
- [32] Q.-F. Sun, J. Wang, and T.-H. Lin, *Phys. Rev. B* **59**, 3831 (1999).
- [33] S. Pilgram, H. Schomerus, A. M. Martín, and M. Büttiker, *Phys. Rev. B* **65**, 045321 (2002). This capacitance model is a good approximation for homogeneous (zero-dimensional) quantum dots. The case of nonuniform fields can be straightforwardly implemented in our approach but is computationally daunting.
- [34] F. Giazotto, T. T. Heikkilä, A. Luukanen, A. M. Savin, and J. K. Pekola, *Rev. Mod. Phys.* **78**, 217 (2006).