

Temporal coherence of one-dimensional nonequilibrium quantum fluids

Kai Ji,¹ Vladimir N. Gladilin,^{1,2} and Michiel Wouters¹¹*TQC, Universiteit Antwerpen, Universiteitsplein 1, B-2610 Antwerpen, Belgium*²*INPAC, KU Leuven, Celestijnenlaan 220D, B-3001 Leuven, Belgium*

(Received 10 July 2014; revised manuscript received 9 December 2014; published 7 January 2015)

We theoretically investigate the time dependence of the first-order coherence function for a one-dimensional driven dissipative nonequilibrium condensate. Simulations on the generalized Gross-Pitaevskii equation show that the characteristic time scale of exponential decay agrees with the linearized Bogoliubov theory in the regime of large interaction energy. For very weak interactions, the temporal correlation deviates from the linear theory, and instead respects the dynamic scaling of the Kardar-Parisi-Zhang universality class. This nonlinear dynamics is found to be quantitatively captured by a noisy Kuramoto-Sivashinsky equation for the phase dynamics.

DOI: [10.1103/PhysRevB.91.045301](https://doi.org/10.1103/PhysRevB.91.045301)

PACS number(s): 05.40.-a, 42.65.Sf, 71.36.+c

I. INTRODUCTION

The condensation of exciton polaritons realized in semiconductor microcavities has provided a new setting to study Bose-Einstein condensation (BEC) under a nonequilibrium condition [1,2]. In contrast to conventional BEC [3], exciton-polariton condensation is achieved at relatively high temperatures [4,5]. This remarkable feature is owed to the much lighter effective mass of the polariton quasiparticles as compared to the atoms in conventional BEC, making it possible to reach condensation even at room temperature [6,7]. The nonequilibrium character has its origin in the dynamic balance between the losses and pumping of the cavity as a result of the short quasiparticle lifetime, ranging from a few to 100 ps. In this respect, polariton condensates resemble spatially extended lasers.

It is of fundamental importance and interest to understand how the quantum fluid develops its coherence when the system departs from equilibrium. The coherence function is thus a key observable in studies regarding the onset of superfluidity and algebraic order due to the Berezinskii-Kosterlitz-Thouless transition [8–10]. Recently, it was found by us [11] and Sieberer *et al.* [12] that nonlinear Kardar-Parisi-Zhang (KPZ) physics is crucial in understanding the coherence of polariton condensates. We derived an equation for the long wave phase dynamics that takes the form of a noisy Kuramoto-Sivashinsky equation (KSE), which is in the KPZ universality class [13]. It was shown that the nonlinearity in the noisy KSE phase equation becomes especially important when the collisional polariton-polariton interactions become weak. In that regime, the linearized Bogoliubov theory that successfully describes the coherence of equilibrium condensates breaks down.

Various nonlinear phenomena associated with KPZ dynamics have been intensively studied for decades, such as stochastic interfacial growth, propagation of flame fronts, and directed polymers [14–16]. Their dynamic scaling properties are characterized by the two-point correlation function in space and time,

$$C(x,t; x',t') \equiv \langle [\theta(x,t) - \theta(x',t')]^2 \rangle, \quad (1)$$

where the interpretation of scalar field $\theta(x,t)$ depends on the specific physical problem under investigation. In the present case, $\theta(x,t)$ corresponds to the local phase fluctuation of a quantum fluid at point x and time t . It is well known that at long

times and large scales, the correlator of the KPZ class follows a scaling form, $C(x,t; x',t') = |x - x'|^{2\chi} f(|t - t'|/L^z)$, where χ and z are two scaling exponents satisfying $\chi + z = 2$, and $f(x)$ is the KPZ scaling function [14,17]. For the 1+1 dimensional case, the exact values of the scaling exponents, obtained via dynamic renormalization group analysis and confirmed by several numerical studies, are $\chi = \frac{1}{2}$ and $z = \frac{3}{2}$. Hence, in the Fourier space, the correlator scales as $C(k,t) \propto k^{-2} f(tk^{3/2})$. The occurrence of such scaling in the one-dimensional (1D) nonequilibrium condensate has been reported in Ref. [11], where the discussion was restricted to the static properties of first-order spatial coherence. The properties of the dynamic correlations in the nonequilibrium condensate are still not clear so far. It is the purpose of this paper to fill this gap and clarify the scaling properties that emerge in the 1D nonequilibrium system. We shall demonstrate that the characteristic KPZ scaling behavior can be most easily identified in the temporal correlation function in the weak interaction regime.

This paper is organized as follows. In Sec. II, we recapitulate the linear Bogoliubov and nonlinear noisy KSE approaches to the calculation of the coherence function. Then we describe our numerical schemes of simulation, which can adequately take into account the effects of nonlinearities on the temporal correlations. In Sec. III, the KPZ dynamic scaling properties in Fourier and real space are elaborated with the numerical results. Our conclusions are finally drawn in Sec. IV.

II. THEORY AND METHODS

We study the dynamics of nonequilibrium quantum fluids in terms of the generalized Gross-Pitaevskii equation (GGPE). The GGPE reads [8,11]

$$i \frac{d\psi(x,t)}{dt} = \left[-\frac{\nabla^2}{2m} + g|\psi|^2 + i \left(\frac{P_0}{1 + |\psi|^2/n_s} - \gamma \right) \right] \psi + \frac{dW}{dt}, \quad (2)$$

where $\psi(x,t)$ is the classical field wave function, g the interaction strength, P_0 the pump strength, n_s the saturation density, and γ the damping rate. The last term of Eq. (2) represents the effect of random noise. Its correlations are taken

to be Gaussian and uncorrelated in both space and time,

$$\langle dW(x,t)dW^*(x',t') \rangle = 2D\delta(x-x')\delta(t-t')dt dt', \quad (3)$$

where D is the noise strength.

In the absence of noise, the steady state density of GGPE is $n_0 \equiv |\psi_0|^2 = n_s(P_0/\gamma - 1)$ when the pumping exceeds the losses ($P_0 > \gamma$). If the Bogoliubov theory of quantum fluids is valid, we can linearize the macroscopic wave function near the steady state as $\psi(x,t) = [\psi_0 + \delta\psi(x,t)]e^{-i\mu t}$, with $\delta\psi(x,t)$ the fluctuation field and $\mu = gn_0$ the oscillation frequency determined by the self-interaction energy of the bosons. In the presence of noise, the linearization of the GGPE leads to an equation of motion for the fluctuation field in the Fourier space [8],

$$i \begin{pmatrix} d\delta\psi_k \\ d\delta\psi_{-k}^* \end{pmatrix} = \mathcal{L} \begin{pmatrix} \delta\psi_k \\ \delta\psi_{-k}^* \end{pmatrix} dt + \begin{pmatrix} dW_k \\ -dW_{-k}^* \end{pmatrix}, \quad (4)$$

with \mathcal{L} the Bogoliubov matrix defined as

$$\mathcal{L} = \begin{pmatrix} \epsilon_k + \mu - i\Gamma & \mu - i\Gamma \\ -\mu - i\Gamma & -\epsilon_k - \mu - i\Gamma \end{pmatrix}, \quad (5)$$

where $\epsilon_k = k^2/(2m)$ is the kinetic energy of the bosons and $\Gamma = \gamma(P_0 - \gamma)/P_0$ the dressed damping rate of the

fluctuation field. After diagonalizing \mathcal{L} , one gets two branches of eigenenergies, $\lambda_k^\pm = -i\Gamma \pm i\omega_k$, where $\omega_k = \sqrt{|\Gamma^2 - E_k^2|}$, and $E_k = \sqrt{\epsilon_k(\epsilon_k + 2\mu)}$ is the energy dispersion of the standard Bogoliubov mode.

The physical quantity we are interested in is the first-order coherence function,

$$g^{(1)}(x,t; x',t') \equiv \frac{1}{n} \langle \psi^\dagger(x,t)\psi(x',t') \rangle, \quad (6)$$

where n is the average density. The Fourier transform of the spatial coherence gives the momentum distribution

$$\begin{aligned} g_k^{(1)}(t,t') &\equiv \langle \psi_k^\dagger(t)\psi_k(t') \rangle \\ &= \frac{n}{2\pi} \int dx e^{-ik(x-x')} g^{(1)}(x,t; x',t'). \end{aligned} \quad (7)$$

In the eigenbasis of \mathcal{L} , by performing a stochastic integration over the noise field [18], the k -dependent correlation function of fluctuation field can be obtained as

$$g_k^{(1)}(t,t') = 2\pi D e^{-\Gamma(t-t')} \begin{cases} \left[\frac{1}{\omega_k} \left(\frac{\mu^2 + \Gamma^2}{E_k^2} + i \frac{\epsilon_k + \mu}{\Gamma} \right) \sinh \omega_k(t-t') + \frac{1}{\Gamma} \left(1 + \frac{\mu^2 + \Gamma^2}{E_k^2} \right) \cosh \omega_k(t-t') \right], & \text{for } k \leq k_c, \\ \left[\frac{1}{\omega_k} \left(\frac{\mu^2 + \Gamma^2}{E_k^2} + i \frac{\epsilon_k + \mu}{\Gamma} \right) \sin \omega_k(t-t') + \frac{1}{\Gamma} \left(1 + \frac{\mu^2 + \Gamma^2}{E_k^2} \right) \cos \omega_k(t-t') \right], & \text{for } k > k_c, \end{cases} \quad (8)$$

where $k_c = \sqrt{2m}(\sqrt{\mu^2 + \Gamma^2} - \mu)^{1/4}$ is the critical momentum for bifurcation. Assuming $t = t'$ in Eq. (8), we then recover the expression for the momentum distribution of density in Ref. [8],

$$n_k \equiv \langle \psi_k^\dagger(t)\psi_k(t) \rangle = \frac{2\pi D}{\Gamma} \left[1 + \frac{4m^2(\mu^2 + \Gamma^2)}{k^2(k^2 + 4m\mu)} \right]. \quad (9)$$

In thermal equilibrium, the linearized Bogoliubov theory is sufficient to compute the low temperature (loosely speaking, the analog of weak noise) correlation functions. Out of equilibrium, however, it turns out that the nonlinearity in the phase evolution can affect the coherence, even for small D . The long wavelength phase fluctuations are described by a noisy Kuromoto-Sivashinsky equation (KSE),

$$\begin{aligned} \hbar \frac{\partial \theta(x,t)}{\partial t} &= \frac{1}{2m} \left[-\frac{\eta}{2m} \nabla^4 \theta + 2\eta\mu \nabla^2 \theta - (\nabla \theta)^2 \right] \\ &+ \sqrt{\frac{D}{n_0}} \frac{dW_\theta}{dt}, \end{aligned} \quad (10)$$

where $\eta = (1 + n_s/n_0)\gamma^{-1}$ is a parameter determined by the gain medium. As noticed in Ref. [11], if one rescales the KSE variables as

$$\begin{aligned} x &= \tilde{x}l_*, & t &= \tilde{t}t_*, & \theta &= \tilde{\theta}\theta_*, \\ \mu &= \tilde{\mu}\mu_*, & k &= \tilde{k}/l_*, \end{aligned} \quad (11)$$

then Eq. (10) can be cast into a dimensionless form,

$$\frac{\partial \tilde{\theta}(\tilde{x}, \tilde{t})}{\partial \tilde{t}} = -\tilde{\nabla}^4 \tilde{\theta} + \tilde{\mu} \tilde{\nabla}^2 \tilde{\theta} - (\tilde{\nabla} \tilde{\theta})^2 + \frac{d\tilde{W}_{\tilde{\theta}}}{d\tilde{t}}, \quad (12)$$

where the rescaling factors are given by

$$l_* = \left(\frac{1}{2m} \right)^{4/7} \eta^{3/7} \left(\frac{D}{\hbar n_0} \right)^{-1/7}, \quad (13)$$

$$t_* = \hbar \left(\frac{1}{2m} \right)^{2/7} \eta^{5/7} \left(\frac{D}{\hbar n_0} \right)^{-4/7}, \quad (14)$$

$$\theta_* = \left(\frac{1}{2m} \right)^{-1/7} \eta^{1/7} \left(\frac{D}{\hbar n_0} \right)^{2/7}, \quad (15)$$

$$\mu_* = \frac{1}{2} \left(\frac{1}{2m} \right)^{-1/7} \eta^{6/7} \left(\frac{D}{\hbar n_0} \right)^{2/7}. \quad (16)$$

Thus one can see the only free parameter in the dimensionless KSE is the rescaled chemical potential $\tilde{\mu}$, a measure of effective interaction strength between the bosons. The validity of KSE formalism relies on a fact that the spatial and temporal coherence of the quantum fluid is primarily dominated by the phase correlator. As usual, the contribution from density fluctuations turns out to be negligible for the long distance decay of the coherence. Therefore, the behavior of the first-order coherence function $g^{(1)}(x,t)$ is well approximated by

$$g^{(1)}(x,t) = \langle e^{-i\theta(x,t)} e^{i\theta(0,0)} \rangle = \langle e^{-i\Delta\theta(x,t)} \rangle, \quad (17)$$

where $\Delta\theta(x,t) \equiv \theta(x,t) - \theta(0,0)$. If the phase fluctuation dW_θ behaves as a white noise and has a Gaussian distribution,

then the average in Eq. (17) can be determined by a standard cumulant expansion up to the second order, which yields

$$g^{(1)}(x,t) \propto e^{-\frac{1}{2}(\Delta\theta^2(x,t))} = e^{-\frac{1}{2}C(x,t)}, \quad (18)$$

where a constant factor has been omitted.

To reveal the KPZ scaling of the temporal coherence for the exciton-polariton system, we have performed numerical studies on both GGPE and KSE in one spatial dimension. The GGPE (2) is numerically solved using the splitting-flip method: The wave function evolves alternatively as $\psi_k(t) \rightarrow e^{-iT\Delta t}\psi_k(t)$ in the Fourier space and $\psi(x,t) \rightarrow e^{-iV\Delta t}\psi(x,t)$ in the real space, where $T = k^2/(2m)$ and $V = g|\psi|^2 + i[P_0/(1 + |\psi|^2/n_s) - \gamma]$. The two evolutions are connected by a Fourier transform, and the noise term is added every time the real space wave function $\psi(x,t)$ is updated. The KSE (12) is numerically simulated in Fourier space with the Euler one time step method, $\hat{\theta}_k(\tilde{t} + \Delta\tilde{t}) = \hat{\theta}_k(\tilde{t}) + \Delta\hat{\theta}_k(\tilde{t})$. In this process, the temporal discretizations of linear and noise terms of KSE are performed directly. Meanwhile, the nonlinear part, related to the square of the phase gradient, is obtained using the pseudospectral discretization approach [19]: The phase gradient is first computed in Fourier space by multiplication $k\hat{\theta}_k(\tilde{t})$, then a Fourier transform of it yields $\tilde{\nabla}\hat{\theta}(\tilde{x},\tilde{t})$, from which $[\tilde{\nabla}\hat{\theta}(\tilde{x},\tilde{t})]^2$ can be calculated and at the end transformed back to Fourier space. Since the simulation is performed on Eq. (12) in a dimensionless form, the real units of phase correlation Eq. (18) are retrieved by employing the rescaling formula Eq. (11).

In both GGPE and KSE cases, we implement the simulations on a one-dimensional system of 128 sites with periodic boundary conditions. To measure the correlation function of the GGPE under dynamic balance, we start from the initial configuration with uniform density and random local phase. For the numerical comparison between the GGPE and the KSE, we have used in the GGPE simulations the following fixed numerical values for the parameters: $m = 1$, $\gamma = 10$, $n_s = 1$ and $P_0 = 20$ and grid spacing $\Delta x = 0.5$. After about 10^5 – 10^6 iterations with a time step $\Delta t = 0.001$, the system is stabilized at a steady state. Then the ensemble averaging of temporal correlation $g^{(1)}(x,t)$ is performed over about 1000 sequences of samples of $\psi(x,t)$. Each sequence of time evolution has a duration of $t = 1000$. For the KSE, we start with a flat distribution of $\theta(x,t)$. We let the phase field evolve freely at the same step as GGPE up to $t = 1000$, during which the phase correlation is measured. This process is repeated about 1000 times to get the ensemble average.

III. TEMPORAL CORRELATION AND DYNAMIC SCALING

A. Correlation time in Fourier space

The spatial coherence of nonequilibrium condensates has been explored in an earlier work by us by means of the GGPE and the KSE [11], where the long distance decay of the spatial coherence was found to be exponential. It was found that the nonlinear term in the noisy KSE (10) can affect the coherence length but it does not change the nature of the decay. In the present work, we shall concentrate on the temporal correlations. In analogy with the spatial coherence, we expect

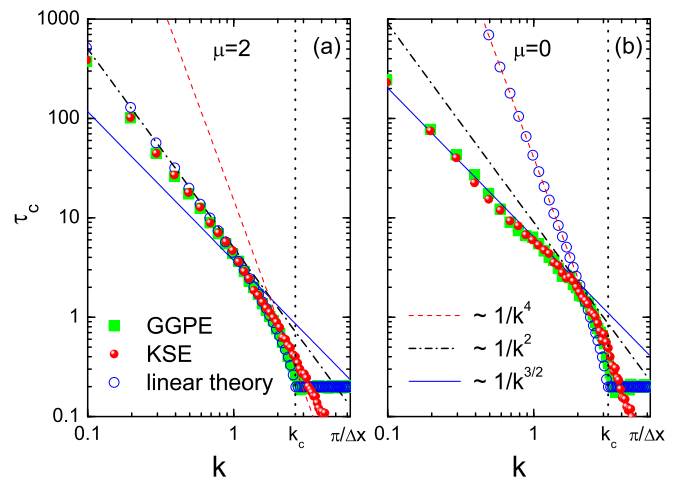


FIG. 1. (Color online) Characteristic momentum dependence of correlation time τ_c in (a) the linear regime of $\mu = 2$ and (b) the nonlinear regime of $\mu = 0$. Three typical power-law dependences of k are plotted by red dashed, black dashed-dotted, and blue solid lines as guide to the eyes. The green squares and red circles are simulations on GGPE and KSE, respectively, and the blue open circles denote Bogoliubov theory. k_c is the bifurcation momentum, and $\Delta x = 0.5$ the discretization length in real space.

the effects of the nonlinearity in the phase equation (10) to be more prominent for weak interactions $\tilde{\mu} \rightarrow 0$.

As seen in Eq. (8), the Bogoliubov theory claims an exponential decay for the temporal correlation. We therefore introduce a correlation time τ_c to characterize the time dependence of correlations, and estimate this time scale by fitting the temporal correlation function to an exponential,

$$g_k^{(1)}(t) = e^{-t/\tau_c(k)}. \quad (19)$$

Figure 1 displays our numerical results for τ_c as a function of momentum k in two representative cases, the “linear” regime with $\mu = 2$ in Fig. 1(a) and the “nonlinear” regime with $\tilde{\mu} = 0$ in Fig. 1(b). The simulations on GGPE and KSE are plotted by the green squares and red circles, respectively, which agree with each other very well in both panels, justifying that the spatial and temporal coherences are indeed dominated by the phase fluctuations. For comparison, the blue open circles represent the Bogoliubov theory predictions from Eq. (8). The red dashed, black dashed-dotted, and blue solid lines indicate, respectively, the $1/k^4$, $1/k^2$, and $1/k^{3/2}$ relations in the double logarithmic scale.

According to the Bogoliubov theory Eq. (8), the long time properties of $g_k^{(1)}$ are classified into two categories depending on the value of k . When $k > k_c$ (k_c is marked by black dotted lines in Fig. 1), the profile of $g_k^{(1)}$ shows a time dependence of $e^{-\Gamma t}$, which corresponds to a trivial constant $\tau_c = 1/\Gamma$. When $k \leq k_c$, the long time behavior turns out to be $e^{-(\Gamma - \omega_k)t}$, and one gets

$$\tau_c \sim 1/[\Gamma - \sqrt{\Gamma^2 - \epsilon_k(\epsilon_k + 2\mu)}]. \quad (20)$$

If $\mu \neq 0$, in the region $k \rightarrow 0$, the leading order terms of Eq. (20) give $\tau_c \sim \Gamma/(\epsilon_k\mu) \sim 1/k^2$. This behavior is illustrated in Fig. 1(a) by the gathering of three different symbols along the black dashed-dotted line for small momenta,

indicating that Bogoliubov theory works well if the interaction energy μ is sufficiently strong (linear regime for the phase equation). At the smallest wave vectors, however, a small discrepancy between the Bogoliubov theory and the numerics appears. This is expected, because the nonlinear KPZ scaling behavior should take over at large distance and time scales.

When the interaction energy vanishes ($\mu \rightarrow 0$), deviations from the linear theory become pronounced at much smaller scales (larger momenta). In Fig. 1, we show Eq. (20), giving $\tau_c \sim 2\Gamma/\epsilon_k^2 \sim 1/k^4$, by the red dashed line and blue open circles in Fig. 1(b). The numerical simulations on GGPE and KSE reveal a marked deviation from the Bogoliubov theory, immediately below the bifurcation wave vector k_c . Instead of the $\tau_c \sim 1/k^4$ relation, the simulations show unambiguously a $1/k^{3/2}$ dependence, a well-known feature due to the dynamic scaling behavior of the KPZ universality class. In the simulation of GGPE in Fig. 1, the noise strength is fixed at $D = 0.01$. We have also tested some different values of D . Except for a shift in τ_c , we did not find any difference in the scaling.

In the nonlinear regime, where the Bogoliubov theory breaks down, it is *a priori* no longer guaranteed that the exponential decay (19) remains accurate. In order to address this concern, we present our raw data of simulations, together with fitting curves, in Fig. 2. Here we show the time evolutions of function $\ln[g_k^{(1)}(t)/g_k^{(1)}(0)]$ for three different momenta, $k = \pi/32$ (the smallest nonzero k in our simulation), $\pi/8$, and $\pi/2$. The black squares and green circles denote the simulation data of GGPE and KSE, and their fitting results are plotted by the red dashed and blue solid lines, respectively. One can see in both linear (upper panels) and nonlinear (lower panels) regimes that the straight lines fit quite well on the simulation results up to a cutoff point, after which numerical errors spoil

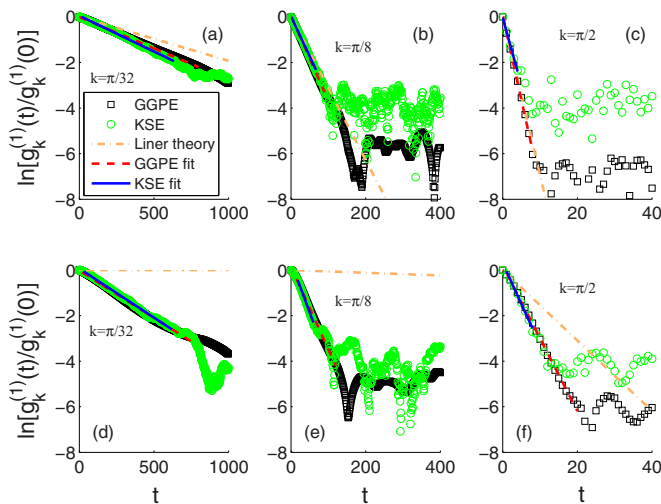


FIG. 2. (Color online) Extraction of correlation time τ_c by fitting the temporal correlations in terms of Eq. (19). The upper panels [(a)–(c)] show the correlations for three different values of k when $\mu = 2$. The lower ones [(d)–(f)] are for $\mu = 0$. The black squares and green circles are from GGPE and KSE simulations, respectively. Numerical fittings to exponential decays are illustrated by the red dashed and blue solid lines. The orange dashed-dotted lines represent results from Bogoliubov theory as a reference.

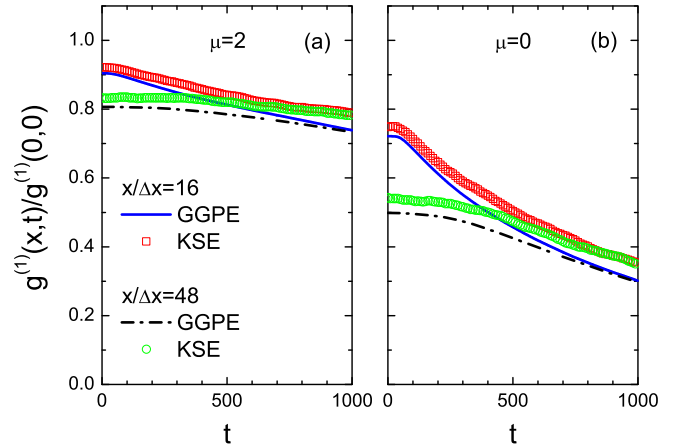


FIG. 3. (Color online) Time evolution of representative correlation functions in (a) the linear regime with $\mu = 2$ and (b) the nonlinear regime with $\mu = 0$. The blue solid lines depict the correlations at short distances, $x/\Delta x = 16$, while the black dashed-dotted lines present those at long distances, $x/\Delta x = 48$, both of which are obtained via GGPE. The corresponding KSE simulations are plotted by the red squares and green circles, respectively.

the data. These errors reflect the stochastic fluctuations due to the noise terms, which decrease for longer time averaging.

Within our numerical uncertainty, we can conclude that the temporal correlation decays as an exponential even in the nonlinear regime, and the $1/k^{3/2}$ dependence of τ_c does characterize the dynamic coherence of the nonequilibrium quantum fluid.

B. Scaling function in real space

So far, we have investigated the scaling of the temporal coherence in momentum space. While experimentally accessible, it may be hard to make a precise measurement of the coherence time close to zero momentum, where the intensity is very high. Alternatively, coherence at fixed distance also can be studied.

In Fig. 3, we study the time evolution of spatial correlation in the linear regime with $\mu = 2$ in Fig. 3(a), and the nonlinear regime with $\mu = 0$ in Fig. 3(b). The blue curves (red squares) display the time dependence of the correlation for closely spaced points with $x/\Delta x = 16$, obtained with the GGPE (KSE). For comparison, the correlation between two distant points of $x/\Delta x = 48$ is shown by the black dashed-dotted curve (green circles) computed with GGPE (KSE) over the same time range.

As one can see, with an elapsing time difference, the temporal correlations at short and long spatial distances tend to the same asymptote, though they are very different at equal times. Here one also notices some small difference between the GGPE and KSE results, which we attribute to density fluctuations.

As discussed in the Introduction, the KPZ universality class is characterized by a distinctive scaling function. With Eq. (18), we can connect the scaling function f to the spatial coherence as

$$f(t/x^z) = C(x,t)x^{-2\chi} = -2 \ln[g^{(1)}(x,t)]x^{-2\chi}. \quad (21)$$

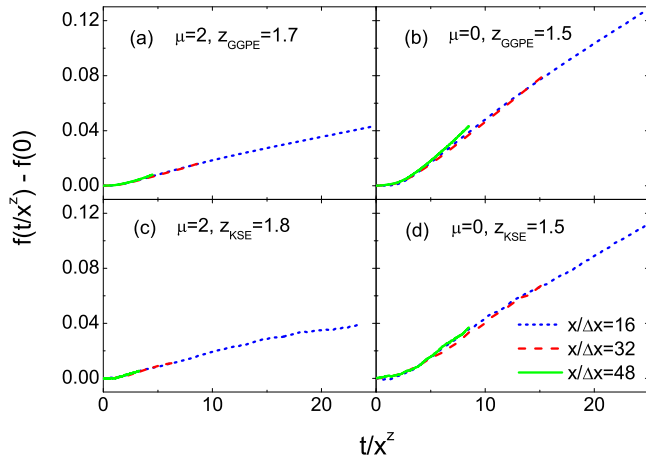


FIG. 4. (Color online) Dynamic scaling behaviors of GGPE (upper panels) and KSE (lower panels) for different interaction energies μ . Here $f(t/x^z)$ is the dynamic scaling function, and z is the scaling exponent extracted from numerical simulations (see text). The three different curves in each panel denote short, intermediate, and long distances.

Figure 4 plots our numerical results of the shifted scaling function $f(t/x^z) - f(0)$ obtained from numerical simulations over GGPE (upper panels) and KSE (lower panels), respectively. Here we select several separations in real space $x/\Delta x = 16, 32, 48$ on the $N = 128$ chain with a periodic boundary condition. The three curves can be made to collapse by a proper spatiotemporal rescaling. Specifically, when $\mu = 2$, we find z to be 1.7 for the GGPE simulation in Fig. 4(a), and 1.8 for the KSE data in Fig. 4(c). These values are between the Bogoliubov prediction ($z = 2$) and the KPZ theory ($z = 1.5$). This shows that for our simulations, the finite size effects are still too large to evidence the KPZ scaling. On the other hand, when interactions vanish, $\mu = 0$, we find the typical KPZ value of $z = 1.5$ for both GGPE and KSE. This result proves that the KPZ physics dominates at all length scales over the Bogoliubov physics in the absence of interactions. In finite size nonequilibrium quantum fluids, it is thus easier to evidence the characteristic KPZ scaling when the interaction energy is small.

Since the periodic boundary conditions are imposed in the numerical simulations of GGPE and KSE, the calculated 1D dynamical scaling functions $f(t/x^z)$ turn out to be symmetric with respect to the center $x/\Delta x = N/2$ of the chain, which to a certain extent modifies the scaling behaviors of $f(t/x^z)$. To assess such a boundary effect on the finite systems, in Fig. 5 we check the dynamical scaling function $f(t/x^z)$ at a fixed point $x/\Delta x = 32$ for three 1D systems with lengths $N = 64, 128$, and 256. Here the values of scaling exponents z are the same as those in Fig. 4. For the case of $N = 64$ (blue dots), as the checkpoint just corresponds the chain center, the spatiotemporal behavior has been significantly modified by the periodic boundary condition. One can see that the dynamical scaling functions show a clear difference from those of $N = 128$ (red dashed curves) and 256 (green solid curves). Although the results of $N = 128$ and 256 are also subjected to the periodic boundary conditions, a good agreement between

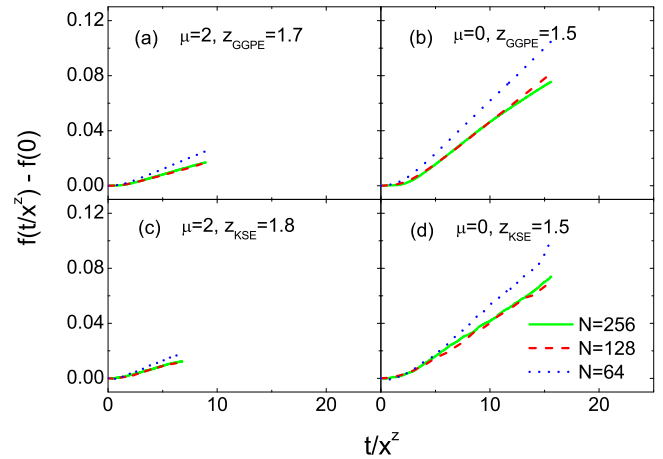


FIG. 5. (Color online) Boundary effects on the dynamic scaling function $f(t/x^z)$ at the point $x/\Delta x = 32$ in the simulation of the GGPE (upper panels) and KSE (lower panels), where z 's are the same scaling exponents as in Fig. 4. The boundary-induced modification is prominent for the chain of $N = 64$ (blue dots), while it is negligible for $N = 128$ (red dashed curves) and 256 (green solid curves).

them signifies that the boundary effect has become negligibly small because the checkpoints are sufficiently far from the chain centers. From this scaling analysis, we can infer that the dynamic scaling properties presented here are generic for the 1D quantum fluid and can be observed in the thermodynamic limit.

In connection with the experimental observation of the KPZ scaling in microcavity polariton condensates, assuming $n_0 = n_s = 100 \mu\text{m}^{-1}$, $D = \gamma = 0.5 \text{ meV}$, we estimate that the typical length and time scales of KPZ regime are $l_* = 3.4 \mu\text{m}$ and $t_* = 45 \text{ ps}$. This means that with a contemporary experimental setup, it is technically feasible to study the KPZ scaling effects on the basis of semiconductor microcavities.

IV. CONCLUSIONS

To summarize, we have shown that the coherence function of a 1D nonequilibrium quantum fluid is subject to the KPZ dynamic scaling. The KPZ scaling feature is a consequence of the nonlinearity inherent in the nonequilibrium system. It turns out to be a leading effect in the weak interaction regime, dominating the decay of phase correlation across space and time. In the nonlinear regime, consistent numerical results on scaling exponents have been obtained from the GGPE and KSE. Especially at weak interactions, the characteristic KPZ scaling behavior of 1+1 dimensions is recovered with $\chi = \frac{1}{2}$ and $z = \frac{3}{2}$ in systems of moderate size. With an increase of interaction strength, the nonlinear effect is, at intermediate distances, overtaken by the linear one, thus validating the Bogoliubov approach.

Our results show that the KPZ universality class is important to describe the coherence properties of 1D nonequilibrium quantum fluids. It therefore looks promising to further investigate the effect of the KPZ physics on two-dimensional clean [12] and disordered [20] systems.

- [1] H. Deng, H. Haug, and Y. Yamamoto, *Rev. Mod. Phys.* **82**, 1489 (2010).
- [2] I. Carusotto and C. Ciuti, *Rev. Mod. Phys.* **85**, 299 (2013).
- [3] L. Pitaevskii and S. Stringari, *Bose-Einstein Condensation* (Clarendon, Oxford, UK, 2003).
- [4] H. Deng, G. Weihs, C. Santori, J. Bloch, and Y. Yamamoto, *Science* **298**, 199 (2002).
- [5] J. Kasprzak, M. Richard, S. Kundermann, A. Baas, P. Jeambrun, J. M. J. Keeling, F. M. Marchetti, M. H. Szymanska, R. Andre, J. L. Staehli, V. Savona, P. B. Littlewood, B. Deveaud, and L. S. Dang, *Nature (London)* **443**, 409 (2006).
- [6] J. D. Plumhof, T. Stoferle, L. Mai, U. Scherf, and R. F. Mahrt, *Nat. Mater.* **13**, 247 (2013).
- [7] S. Christopoulos, G. Baldassarri Höger von Högersthal, A. J. D. Grundy, P. G. Lagoudakis, A. V. Kavokin, J. J. Baumberg, G. Christmann, R. Butté, E. Feltin, J.-F. Carlin, and N. Grandjean, *Phys. Rev. Lett.* **98**, 126405 (2007).
- [8] A. Chiocchetta and I. Carusotto, *Europhys. Lett.* **102**, 67007 (2013).
- [9] J. Fischer, I. G. Savenko, M. D. Fraser, S. Holzinger, S. Brodbeck, M. Kamp, I. A. Shelykh, C. Schneider, and S. Höfling, *Phys. Rev. Lett.* **113**, 203902 (2014).
- [10] W. H. Nitsche, N. Y. Kim, G. Roumpos, C. Schneider, M. Kamp, S. Höfling, A. Forchel, and Y. Yamamoto, *Phys. Rev. B* **90**, 205430 (2014).
- [11] V. N. Gladilin, K. Ji, and M. Wouters, *Phys. Rev. A* **90**, 023615 (2014).
- [12] E. Altman, L. M. Sieberer, L. Chen, S. Diehl, and J. Toner, *arXiv:1311.0876*.
- [13] M. Kardar, G. Parisi, and Y.-C. Zhang, *Phys. Rev. Lett.* **56**, 889 (1986).
- [14] T. Halpin-Healy and Y.-C. Zhang, *Phys. Rep.* **254**, 215 (1995).
- [15] J. Krug, *Adv. Phys.* **46**, 139 (1997).
- [16] M. Kardar, *Statistical Physics of Fields* (Cambridge University Press, Cambridge, UK, 2007).
- [17] L. Canet, H. Chaté, B. Delamotte, and N. Wschebor, *Phys. Rev. Lett.* **104**, 150601 (2010).
- [18] C. Gardiner, *Handbook of Stochastic Methods: For Physics, Chemistry, and the Natural Sciences* (Springer, Berlin, 2004).
- [19] L. Giada, A. Giacometti, and M. Rossi, *Phys. Rev. E* **65**, 036134 (2002).
- [20] A. Janot, T. Hyart, P. R. Eastham, and B. Rosenow, *Phys. Rev. Lett.* **111**, 230403 (2013).