

Hole propagation in the Kitaev-Heisenberg model: From quasiparticles in quantum Néel states to non-Fermi liquid in the Kitaev phase

Fabien Trouselet,^{1,2,3} Peter Horsch,¹ Andrzej M. Oleś,^{1,4} and Wen-Long You^{1,5}¹Max-Planck-Institut für Festkörperforschung, Heisenbergstrasse 1, D-70569 Stuttgart, Germany²University Grenoble Alpes, Institute Néel, 25 Avenue des Martyrs, BP166, F-38042 Grenoble Cedex 9, France³CNRS, Institute Néel, 25 Avenue des Martyrs, BP166, F-38042 Grenoble Cedex 9, France⁴Marian Smoluchowski Institute of Physics, Jagellonian University, Reymonta 4, PL-30059 Kraków, Poland⁵School of Physical Science and Technology, Soochow University, Suzhou, Jiangsu 215006, People's Republic of China

(Received 15 August 2013; revised manuscript received 8 May 2014; published 10 July 2014)

We explore with exact diagonalization the propagation of a single hole in four magnetic phases of the t - J -like Kitaev-Heisenberg model on a honeycomb lattice: the Néel antiferromagnetic, stripe, zigzag, and Kitaev spin-liquid phases. We find coherent propagation of spin-polaron quasiparticles in the antiferromagnetic phase by a mechanism similar to that in the t - J model for high- T_c cuprates. In the stripe and zigzag phases clear quasiparticles features appear in spectral functions of those propagators where holes are created and annihilated on one sublattice, while they remain largely *hidden* in those spectral functions that correspond to photoemission experiments. As the most surprising result, we find a totally incoherent spectral weight distribution for the spectral function of a hole moving in the Kitaev spin-liquid phase in the strong-coupling regime $t \gg J$ relevant for iridates. At intermediate coupling the finite systems calculation reveals a well-defined quasiparticle at the Γ point; however, we find that the gapless spin excitations wipe out quasiparticles at finite momenta. Also for this more subtle case we conclude that in the thermodynamic limit the lightly doped Kitaev liquid phase does not support quasiparticle states in the neighborhood of Γ , and therefore yields a *non-Fermi liquid*, contrary to earlier suggestions based on slave-boson studies. These observations are supported by the presented study of the dynamic spin-structure factor in the Kitaev spin liquid regime.

DOI: [10.1103/PhysRevB.90.024404](https://doi.org/10.1103/PhysRevB.90.024404)

PACS number(s): 75.10.Kt, 05.30.Rt, 71.10.Hf, 79.60.-i

I. INTRODUCTION

Carrier propagation in Mott or charge-transfer insulators is a challenging problem particularly motivated by strongly correlated superconducting cuprates [1–4]. While holes move incoherently in one-dimensional systems featuring charge and spin separation [5], as well as in systems with antiferromagnetic (AF) Ising interactions [6–8], the hole motion becomes coherent and quasiparticles (QPs) arise at low energy in the quantum AF t - J model [9]. These QPs are indeed observed in angle-resolved photoemission spectroscopy (ARPES) experiments in cuprates [10]. In general, low-energy QPs coexist with incoherent processes at high energy, as in the AF phase on the square [9] or honeycomb lattice [11]. This is, however, not always the case, as shown by ARPES experiments for the spin-orbit Mott insulator Na_2IrO_3 [12], without clear evidence for QPs at low energy [13]. In a recent study, hole-doped $\text{Li}_2\text{Ir}_{1-x}\text{Ru}_x\text{O}_3$ with honeycomb structure was found insulating at all doping levels [14].

Electronic systems with honeycomb lattice include graphene [15,16], optical lattices [17], topological insulators [18], and frustrated magnets [19–26]. Interest in the latter was triggered by theoretical predictions [23,27] that Na_2IrO_3 may host Kitaev model physics and quantum spin Hall effect. The ground state of this model is a Kitaev spin liquid (KSL) characterized by finite spin correlations only for nearest-neighbor (NN) spins [28]. The KSL belongs to the spin-disordered phases which are the center of interest in quantum magnetism [19,20]. In Mott insulators where the strong spin-orbit interaction generates a Kramers doublet from partly filled t_{2g} orbitals [23,25], as in Na_2IrO_3 , effective

$S = 1/2$ pseudospins stand for local, spin-orbital entangled t_{2g} states which form orbital moments [29]. Both Kitaev and Heisenberg interactions emerge from the spin and orbital coupling on the honeycomb lattice of iridium ions and form the Kitaev-Heisenberg (KH) model [23]. Experimental observations revealed zigzag (ZZ) magnetic order in Na_2IrO_3 [30–32]; it may be explained within the KH model with next-nearest neighbor (NNN) J_2 and third NN (3NN) J_3 AF interactions [25,26]. The phase diagram of the frustrated Heisenberg J_1 - J_2 - J_3 AF model [33,34] includes the Néel AF, ZZ, and also stripy (ST) phase. These phases survive when more general spin interactions with symmetric off-diagonal exchange are considered [35].

Doping the KSL is particularly exciting as the ground state is spin disordered and it is unclear whether QPs would form [36]. Moreover in the KSL interactions could emerge, that may lead to unexpected forms of superconductivity. Indeed, slave-boson studies found here p -wave superconductivity at intermediate doping [37–40], whereas Fermi liquid was claimed at light doping [41]. An important first step to explore hole doping is, however, the study of single-hole motion and the existence of QPs. So far, spin-charge separation was shown for the kagome lattice, being a prototype of a spin liquid, while small QP peaks were found at some momenta in a frustrated checkerboard lattice [42]. The t - J -like KH model provides here a unique opportunity to investigate hole propagation in quite different magnetic phases emerging from frustrated interactions. We note here that in the Kitaev limit the dominant spin correlations are extremely short ranged, which enhances the relative precision of finite size calculations in comparison with Heisenberg antiferromagnets on the square or honeycomb lattice [43].

The purpose of this paper is (i) to investigate the evolution of the spectral properties in the KH model under increasing frustration of magnetic interactions, (ii) to recognize the QP behavior in various magnetic phases of the frustrated KH model, and (iii) to establish whether the disordered KSL indeed realizes a paradigm of a Fermi liquid at light doping, as suggested in Ref. [41]. In our study, we employ exact diagonalization (ED) of finite periodic clusters, which has the important advantage that no approximations have to be made. This is particularly important as the analytical theory of hole motion in the KH model is notoriously difficult and largely unexplored. The possible problems with the ED approach are finite size effects and the difficulty to extrapolate to the thermodynamic limit (TL). As important results, we present the spectral functions of the different ordered phases and their respective QP features. Moreover, we report a totally incoherent spectral weight distribution for a hole moving in the KSL phase in the strong-coupling regime, i.e., relevant for the iridate systems. The absence of QPs in this case for finite systems clearly suggests that also in the TL there are no QPs at strong coupling. For this reason we conclude that then a dilute gas of holes (that are individually no QPs) will not turn into a Fermi liquid.

The paper is organized as follows. In the Sec. II we outline the KH model and discuss the calculation of various correlation functions that are used to determine the phase diagram of the KH model. Section III deals with the motion of holes in the ordered phases of the model and discusses the different propagators and spectral functions used. In Sec. IV we address the hole motion in the KSL and analyze the spectral weight distribution. The latter is discussed in the intermediate and strong-coupling limit. Moreover, the dynamic spin-structure factor is analyzed for the KSL for both the Kitaev and the KH model in order to explore the different scattering channels for holes. Results are summarized in Sec. V.

II. THE KITAEV-HEISENBERG MODEL

A. Frustrated spin interactions

We consider the following t - J -like KH model ($t > 0$), on the honeycomb lattice [Fig. 1(a)]:

$$\begin{aligned} \mathcal{H}_{t,J} \equiv & t \sum_{(ij)\sigma} c_{i\sigma}^\dagger c_{j\sigma} + J_K \sum_{(ij)\parallel\gamma} S_i^\gamma S_j^\gamma + J_1 \sum_{\langle ij \rangle} \vec{S}_i \cdot \vec{S}_j \\ & + (1 - \alpha) \left\{ J_2 \sum_{\{ij\} \in \text{NNN}} \vec{S}_i \cdot \vec{S}_j + J_3 \sum_{\{ij\} \in \text{3NN}} \vec{S}_i \cdot \vec{S}_j \right\}. \end{aligned} \quad (1)$$

It consists of the kinetic energy term αt of projected fermions with flavor σ [13,37,38] which move in the restricted space without double occupancies as a result of large on-site Coulomb repulsion U . The spins $S = 1/2$ are defined in terms of fermionic creation (annihilation) operators $c_{i\sigma}^\dagger$ ($c_{i\sigma}$) with flavor σ at site i ,

$$S_i^\gamma \equiv \frac{1}{2} c_{i\sigma}^\dagger \tau_{\sigma\sigma'}^\gamma c_{i\sigma'}, \quad (2)$$

where $\tau_{\sigma\sigma'}^\gamma$ are Pauli matrices, $\gamma = \{x, y, z\}$. We emphasize that already the Kitaev terms $\propto J_K$ with different Ising spin

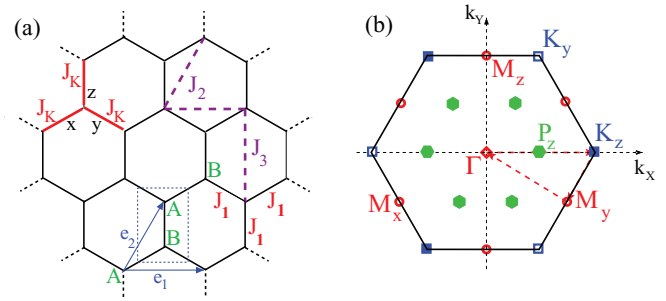


FIG. 1. (Color online) (a) Periodic cluster of the honeycomb lattice (solid and dashed bonds) with $N = 24$ sites and the elementary translations $\vec{e}_{1(z)}$ that connect atoms A within one sublattice, i.e., connect unit cells consisting of one atom A and one B each. Heisenberg couplings between NN (J_1), NNN (J_2), and 3NN (J_3) in $\mathcal{H}_{t,J}$ (1) are indicated by solid and dashed lines; Kitaev couplings J_K involve a single spin component for each bond direction, $\gamma \in \{x, y, z\}$. (b) First BZ with high-symmetry M_γ and K_γ points (in the absence of symmetry breaking these points are equivalent to one another).

interactions that depend on bond direction introduce strong spin frustration in Eq. (1). In the following we shall assume ferromagnetic (FM) Kitaev ($J_K < 0$) and AF Heisenberg ($J_1 > 0$) exchange,

$$J_K \equiv -2J\alpha, \quad J_1 \equiv J(1 - \alpha). \quad (3)$$

Here J is the energy unit and $\alpha \in [0, 1]$ is a parameter that interpolates between the Heisenberg and Kitaev exchange couplings for NN spins $S = 1/2$. The model Eq. (1) includes NNN $\propto J_2$ and 3NN $\propto J_3$ AF terms as well.

B. Exact diagonalization and phase diagram

We use ED within the Lanczos algorithm for a periodic cluster of $N = 24$ sites which accommodates all point group symmetries of the infinite lattice. The momenta corresponding to allowed symmetry representations are presented in the first Brillouin zone (BZ) in Fig. 1(b). We introduce $M_z = (0, 2\pi/\sqrt{3})$, $M_{x/y} = (\pi, \pm\pi/\sqrt{3})$, and $\pm P_\gamma$, where $M_\gamma \perp P_\gamma$ and $2P_\gamma \equiv K_\gamma$. Note that in the absence of a symmetry-breaking field, K_z and $-K_y$ are identical and only two distinct representations at the BZ corner exist, $\pm K_z$.

In the present ED approach of finite systems there is no spontaneous symmetry breaking, and the spin components x , y , and z are equivalent. The intrinsic spin-order parameter \mathcal{S}_Φ in the ground state can be determined by identifying and calculating the respective correlation functions that reflect the emerging long-range order [44,45],

$$\mathcal{S}_\Phi^2 \equiv \frac{12}{N^2} \sum_{i,j=1}^{N/2} e^{i\vec{k} \cdot \vec{R}_{ij}} \langle (S_{iA}^z \pm S_{iB}^z)(S_{jA}^z \pm S_{jB}^z) \rangle, \quad (4)$$

for each phase Φ , where $\langle \dots \rangle \equiv \langle 0 | \dots | 0 \rangle$ is the average over the ground state $|0\rangle$. In this definition we select the “−” sign for the spin components S_{jB}^z for the Néel AF phase and the “+” sign for the staggered and ZZ phase, $\vec{k} = \Gamma$ for the Néel ($\Phi = \text{AF}$), $\vec{k} = M_z$ for the ST ($\Phi = \text{ST}$), and either $\vec{k} = M_x$ or $\vec{k} = M_y$ for the ZZ ($\Phi = \text{ZZ}$) phase (these points are equivalent in this case). Here i and j label unit cells [Fig. 1(a)],

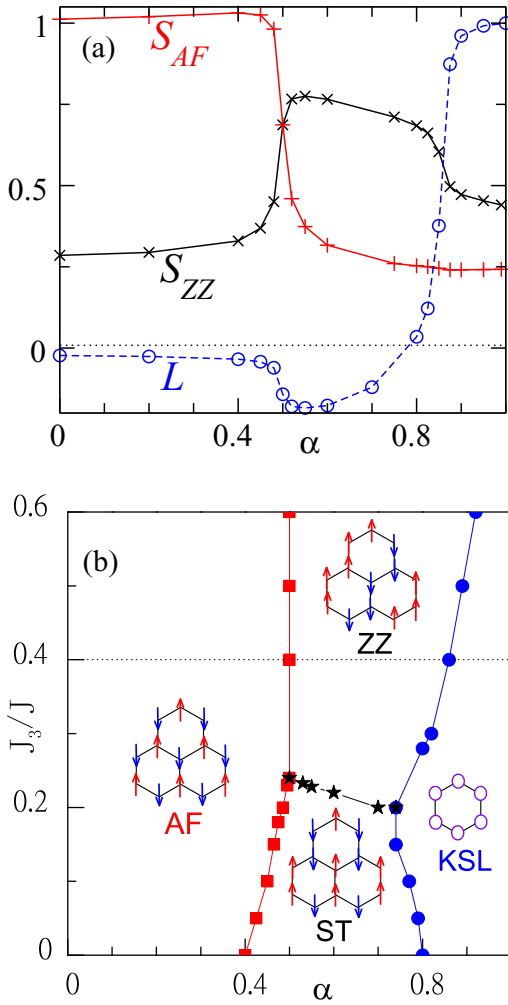


FIG. 2. (Color online) (a) Order parameters \mathcal{S}_Φ (4) representing the Néel ($\Phi = \text{AF}$), the ZZ ($\Phi = \text{ZZ}$) phase and the Kitaev invariant \mathcal{L} (5) obtained for $J_2 = 0$ and $J_3 = 0.4J$. (b) Phase diagram of the KH model Eq. (1) in the $(\alpha, J_3/J)$ plane (points) for $J_2 = 0$, with AF, ST, ZZ, and KSL phases. The insets show types of magnetic order (arrows) or disorder (circles).

and $\vec{R}_{ij} = \vec{r}_i - \vec{r}_j$. The order parameter \mathcal{S}_Φ (4) is large when spin correlations are close to the ones expected for a magnetic phase Φ ; in all other phases it is negligible. Two examples are shown in Fig. 2(a): (i) For $\alpha < 0.5$ one finds large $\mathcal{S}_{\text{AF}} \simeq 1$, and (ii) for $0.5 < \alpha < 0.85$ this order parameter drops to $\mathcal{S}_{\text{AF}} \ll 1$ but \mathcal{S}_{ZZ} increases to $\mathcal{S}_{\text{ZZ}} > 0.6$. Indeed, a transition between the AF and ZZ phases is found here [see the dotted line in Fig. 2(b)], while the ST phase is unstable here and \mathcal{S}_{ST} is small.

In the KSL phase spin correlations $\langle S_i^\gamma S_j^\gamma \rangle$ vanish beyond NN spins at $\alpha = 1$ [21,28,46], and further neighbor correlations remain small in the Kitaev liquid regime at $\alpha \neq 1$ [46]. This results in $\mathcal{S}_\Phi \ll 1$ for all conventional spin-order parameters [47]. To identify the KSL we introduce here an average of the Kitaev invariant [21] on a single hexagon C_6 ,

$$\mathcal{L} \equiv 2^6 \left\langle \prod_{i \in C_6} S_i^\gamma \right\rangle, \quad (5)$$

where γ labels the spin component S_i^γ interacting with a spin at site j along the outgoing bond $\langle ij \rangle$, with $j \notin C_6$, via $J_K S_i^\gamma S_j^\gamma$. One finds that $\mathcal{L} \rightarrow 1$ when the ground state of the Kitaev model is approached at $\alpha \rightarrow 1$; see Fig. 2(a).

The phase diagram in the J_3 versus α plane is displayed in Fig. 2(b). We recognize the AF phase at small α , the intermediate ST phase, and at large $\alpha > 0.8$ the Kitaev liquid phase. At large further neighbor interaction J_3 the ZZ phase emerges in the intermediate range of α . These phases were identified by the order parameters discussed above, while the phase boundaries were determined by a different powerful tool, namely the study of the fidelity susceptibility [48,49], i.e., the changing rate of the overlap between ground states at adjacent points. Note that the AF \leftrightarrow ZZ transition at $\alpha = 0.5$ follows from symmetry arguments and, as such, is independent of the cluster size.

III. CARRIER PROPAGATION IN QUANTUM ANTIFERROMAGNETIC PHASES

In the following we analyze the spectral properties of a hole inserted into the ordered ground state $|0\rangle$, being the quantum Néel AF, ST, or ZZ phase. The KSL phase is explored in detail in the subsequent section. We use here the standard numerical Lanczos algorithm, which spans efficiently the relevant Krylov space and yields spectral functions in form of a continued fraction [2,50]. The calculation begins with the determination of the ground state $|0\rangle$ and the subsequent addition of a hole, that is, the annihilation of an electron as in a photoemission experiment.

Therefore, we consider in the following the hole creation operator, $c_{\vec{k}\uparrow}$, in form of a plane wave that includes all sites of the honeycomb lattice equally and, alternatively, a hole creation operator, $d_{\vec{k}\uparrow}$, where holes are created only on one sublattice [11], namely sublattice A,

$$c_{\vec{k}\uparrow} = \frac{1}{\sqrt{N}} \sum_i e^{i\vec{k}\cdot\vec{r}_i} c_{i\uparrow}, \quad d_{\vec{k}\uparrow} \equiv \sqrt{\frac{2}{N}} \sum_{i \in A} e^{i\vec{k}\cdot\vec{r}_i} c_{i\uparrow}. \quad (6)$$

When a hole is created in the ground state $|0\rangle$, the spectral functions,

$$A_c(\vec{k}, \omega) = \frac{1}{\pi} \text{Im} \langle 0 | c_{\vec{k}\uparrow}^\dagger \frac{1}{\omega - i\eta + E_0(N) - \mathcal{H}_{tJ}} c_{\vec{k}\uparrow} | 0 \rangle, \quad (7)$$

$$A_d(\vec{k}, \omega) = \frac{1}{\pi} \text{Im} \langle 0 | d_{\vec{k}\uparrow}^\dagger \frac{1}{\omega - i\eta + E_0(N) - \mathcal{H}_{tJ}} d_{\vec{k}\uparrow} | 0 \rangle, \quad (8)$$

correspond to the physical Green's function $G_c(\vec{k}, \omega)$ that is measured in ARPES experiments (7) or to the sublattice Green's function $G_d(\vec{k}, \omega)$ (8). In the definition of the spectral functions, Eqs. (7) and (8), excitation energies are measured relative to the ground-state energy $E_0(N)$ of a Mott insulator with N electrons.

In all phases the spectra $A_c(\vec{k}, \omega)$ and $A_d(\vec{k}, \omega)$ shown in Figs. 3 and 4, respectively, have the total width $W \simeq 6t$ as for free hole motion on the honeycomb lattice. For small $\alpha < 0.4$ the model (1) is weakly frustrated and $|0\rangle$ is the quantum AF Néel state; see Fig. 2(b). Taking $t/J = 5$, a value representative for strong coupling ($t > J$) [52], i.e., when the kinetic energy of a hole is larger than the energy of a

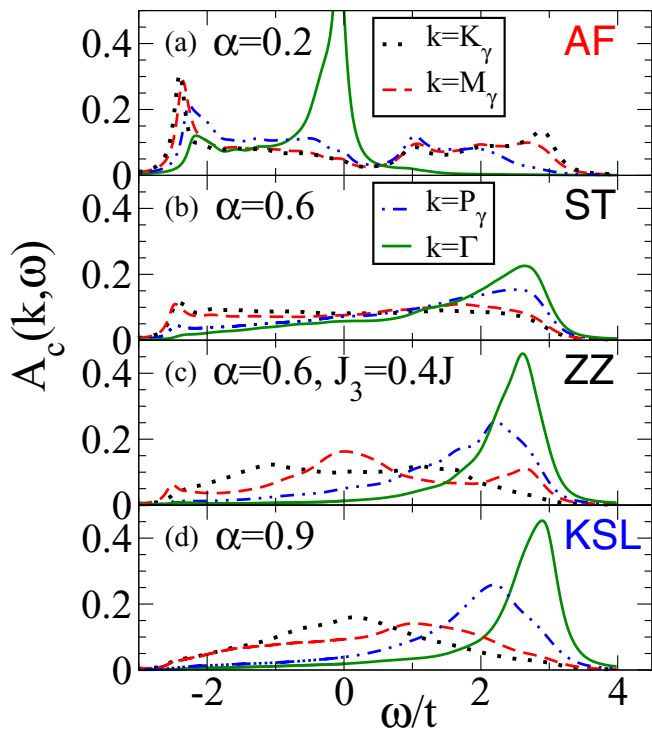


FIG. 3. (Color online) Spectral function $A_c(\vec{k}, \omega)$ (7) for one-hole excitations [51] at strong coupling, $t = 5J$, obtained by ED at four distinct momenta \vec{k} (solid, dashed, dash-dotted, and dotted lines) for (a) the Néel phase at $\alpha = 0.2$, (b),(c) ST and ZZ phases at $\alpha = 0.6$, and (d) the KSL phase at $\alpha = 0.9$. Parameters: $J_2 = 0$, $\eta = 0.1t$, and $J_3 = 0$, except in (c), where $J_3 = 0.4J$.

magnetic bond, one finds that the spectral function $A_c(\vec{k}, \omega)$ has a QP at low energy and its spectral weight is large at the K_γ and much weaker at the Γ point; see Fig. 3(a). In this phase no qualitative differences between $A_c(\vec{k}, \omega)$ and $A_d(\vec{k}, \omega)$ functions are observed [see Figs. 3(a) and 4(a)], except near $\omega = 0$ for the Γ point.

The sublattice spectral function, $A_d(\vec{k}, \omega)$, where holes are injected/removed on the same sublattice, reveals large spectral weight at low energy. For the ST and ZZ phases the low-energy features in $A_d(\vec{k}, \omega)$ can indeed be identified as QPs accompanied by incoherent spectral weight; they are more pronounced in the ZZ phase; cf. Figs. 4(b) and 4(c). Yet, the QP features are suppressed at the Γ and P points in these phases in the physical spectral function $A_c(\vec{k}, \omega)$; cf. Figs. 3(b) and 3(c). As shown before [13], this is consistent with the observed absence of QPs in ARPES for Na_2IrO_3 [12].

The momentum \vec{k} dependence of the low-energy QPs shown in Fig. 5 reveals the strong dependence of hole dispersion on the magnetic order. As in cuprates [9], the QP dispersion in the Néel AF phase is narrowed from the free (unconstrained) fermionic bandwidth $\propto 6t$ by strong correlations and is determined by the magnetic exchange $\propto J_1$. The dispersion has a minimum (maximum) at the K (Γ) point and is further reduced when frustration of magnetic exchange increases from $\alpha = 0$ to $\alpha = 0.2$ [Fig. 5(a)]. At finite J_3 the hole energy decreases at the P point, but otherwise the dispersions at $\alpha = 0.2$ are quite similar; cf. Figs. 5(a) and 5(b).

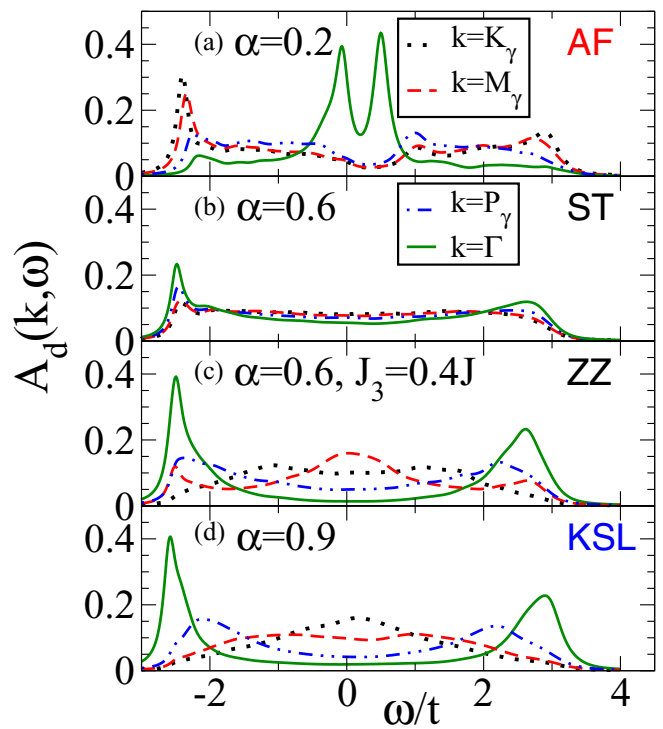


FIG. 4. (Color online) Spectral function $A_d(\vec{k}, \omega)$ (8) for a hole excitation created on one sublattice [51]. The method, lines, and parameters are the same as in Fig. 3.

In contrast, the dispersion is absent in the ST phase [see Fig. 5(a)], as coherent hole propagation is hindered here due to the alternating AF and FM bonds. Instead, for FM chains in the ZZ phase the dispersion appears reversed with respect to that found for the Néel phase; now a minimum (maximum) is at the Γ (K) point. While this dispersion decreases from weak ($t = J/2$) to strong ($t = 5J$) coupling, its shape remains the same [dashed line in Fig. 5(b)].

At first glance, one might conclude from the spectral functions for the KSL, displayed in Figs. 3(d) and 4(d), that hole propagation in the KSL is similar to that in the ZZ phase [Figs. 5(a) and 5(b)]. In this case, the lowest excitation energy is found at the Γ point. Again, one finds a distinct peak in $A_d(\Gamma, \omega)$ which is absent in $A_c(\Gamma, \omega)$, suggesting also here a hidden QP. As we see below, the fine structure of the low-energy peaks in the spectral function shown in Fig. 4(d) does not represent well-defined QPs in the case of the KSL.

IV. CARRIER PROPAGATION IN THE KITAEV SPIN-LIQUID PHASE

A. Spectral weight distribution

Next we show that the KSL phase is manifestly different from all the ordered phases discussed so far. We address the nature of low-energy states by analyzing first the intermediate coupling regime of $t/J = 0.25$. Again one finds distinct low-energy peaks in $A_d(\Gamma, \omega)$ [53] [see Fig. 6(b)], missing in $A_c(\vec{k}, \omega)$ [Fig. 6(a)]. In contrast, both spectral functions are rigorously identical at the K point; cf. $A_c(K, \omega)$ and $A_d(K, \omega)$ in Figs. 6(a) and 6(b). We note that for the honeycomb lattice

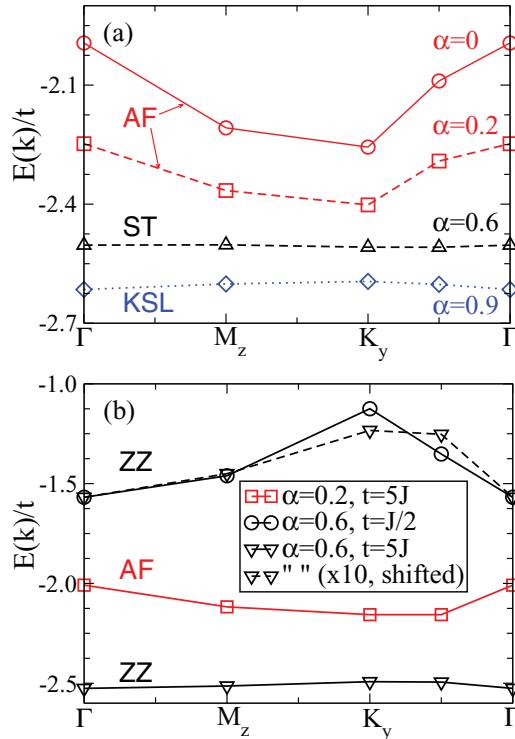


FIG. 5. (Color online) (a) Dispersion of lowest single-hole energy obtained by ED for the KH model Eq. (1) for different phases at strong coupling $t/J = 5$, $J_2 = 0$, and increasing α . (b) The size of the dispersion in the ZZ phase at $J_3 = 0.5J$ decreases from weak to strong coupling, $t = J/2$ and $5J$, respectively, with similar shape when rescaled (dashed line). Hole energies are respective to the ground-state energy $E_0(N)$.

K corresponds to the Dirac point which is the degeneracy point of noninteracting electrons [15].

A surprise comes when the fine structure of the sublattice spectral function is analyzed in absence of spectral broadening [at $\eta = 0$ in Eq. (8)],

$$A_d^{(0)}(\vec{k}, \omega) = \lim_{\eta \rightarrow 0} A_d(\vec{k}, \omega), \quad (9)$$

which may be rewritten using spectral weights:

$$A_d^{(0)}(\vec{k}, \omega) = \sum_n \alpha_d(\vec{k}, \omega_n) \delta(\omega - \omega_n). \quad (10)$$

In the following we see the advantage of studying the single-particle propagation directly in terms of the *spectral weight distribution*,

$$\alpha_d(\vec{k}, \omega_n) = |\langle \psi_{\vec{k}, n}(N-1) | d_{\vec{k}, \uparrow}^\dagger | 0 \rangle|^2, \quad (11)$$

at excitation energies

$$\omega_n = E_{\vec{k}, n}(N-1) - E_0(N), \quad (12)$$

and $|\psi_{\vec{k}, n}(N-1)\rangle$ is an excited state in the space with one extra hole and total momentum \vec{k} that contributes with a finite spectral weight. We stress that $\alpha_d(\vec{k}, \omega_n)$ is in mathematical terms a distribution and not a function, although in the TL it may contain parts that can be represented by continuous curves in some cases.

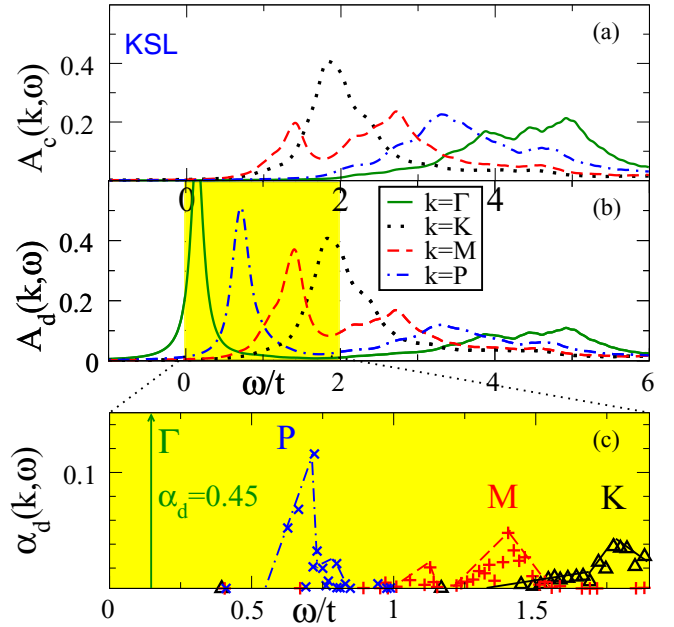


FIG. 6. (Color online) Spectral functions for the KSL phase obtained by ED in the intermediate coupling regime $t/J = 0.25$ at four nonequivalent momenta \vec{k} (solid, dashed, dash-dotted, and dotted lines) with $\eta = 0.1t$: (a) full spectral function $A_c(\vec{k}, \omega)$, and (b) sublattice function $A_d(\vec{k}, \omega)$. Panel (c) shows the spectral weights $\alpha_d(\vec{k}, \omega)$ (11) (symbols) larger than 3×10^{-3} at low energy (shaded) for different \vec{k} values; dashed lines are guides for the eye. Parameters: $\alpha = 0.9$, $J_2 = J_3 = 0$.

When looking at the spectral weight distribution in Fig. 6(c), we recognize a robust QP, that is, a well-separated bound state at lowest energy, only at the Γ point with large spectral weight $\alpha_d(\Gamma, \omega_0) \simeq 0.45$. At all other \vec{k} points no bound states exist but instead rather continuous distributions of weights $\alpha_d(\vec{k}, \omega_n)$ are found in the range of the lowest eigenvalues ω_n (12). From the spectral weight distribution displayed in Fig. 6(c) it is clear that, for example, at the P point the spectra are represented by a superposition of several many-body states in the $(N-1)$ -particle sector with slightly different energies and there is no dominant pole that could be considered as a QP state. On the other hand, simply by looking at the spectral function $A_d(\vec{k}, \omega)$ in Fig. 6(b) one may easily overlook the breakdown of the QP picture. We stress that in all cases there is substantial incoherent spectral weight at higher energies that extends to the upper edge of the spectrum at $6t$.

To understand this striking difference of the character of the spectra at low energy at Γ and P, M, K , respectively, we need to investigate the spin excitations in the Kitaev liquid regime. Finally, it is the scattering of carriers from spin excitations that determines whether they can propagate as QPs or whether they are completely overdamped.

B. Spin excitations in Kitaev spin liquid

Our aim here is to explore the spin excitations of the KH model in the KSL regime. However, our discussion will be more transparent when we first focus on the pure Kitaev model at $\alpha = 1$ and subsequently analyze by numerical simulation the

changes of the spin-structure factor for the KH case in the KSL regime ($0.8 < \alpha < 1.0$).

We employ here the usual representation of the Kitaev model in terms of $\sigma_i^\gamma = 2S_i^\gamma$ spin operators

$$H_K = -\frac{1}{2}J \sum_{\langle ij \rangle \parallel \gamma} \sigma_i^\gamma \sigma_j^\gamma, \quad (13)$$

where $J_K = -2J\alpha$ and $\alpha = 1$, according to Eq. (1). Spin excitations are most easily understood by transforming the Kitaev model into the Majorana representation [21]. Kitaev introduced a representation for the spin algebra $[\sigma_i^a, \sigma_j^b] = i\epsilon_{abc}\sigma_i^c\delta_{ij}$ in terms of four Majorana operators η_i^γ , $\gamma = 0, x, y, z$, per lattice site which obey the anticommutation relations, $\{\eta^\gamma, \eta^{\gamma'}\} = 2\delta_{\gamma, \gamma'}$.

Here each spin operator component is expressed by a product of two Majorana fermions,

$$\sigma_i^\alpha = i\eta_i^0\eta_i^\alpha, \quad \alpha = x, y, z, \quad (14)$$

where η_i^α is associated with the bond direction and $\eta_i^0 = \eta_i$, with the respective vertex (at site i). We suppress the upper index in η_i^0 further on. Using this representation one can write the Hamiltonian as follows,

$$H_K = -\frac{1}{2}J \sum_{\langle ij \rangle \parallel \gamma} i\eta_i u_{\langle ij \rangle}^\gamma \eta_j, \quad (15)$$

where $u_{\langle ij \rangle}^\alpha$ are the bond operators,

$$u_{\langle ij \rangle}^\alpha = i\eta_i^\alpha \eta_j^\alpha. \quad (16)$$

To take care of the fermionic property $u_{\langle ij \rangle}^\alpha = -u_{\langle ji \rangle}^\alpha$ we adopt a notation where $i(j)$ is on the $A(B)$ sublattice, respectively. The important point is now that the so-defined bond operators (16) commute with the Hamiltonian,

$$[H_K, u_{\langle ij \rangle}^\alpha] = 0. \quad (17)$$

Hence, they are conserved quantities and due to their definition as products of two Majoranas [see Eq. (16)], these operators can only take the values $u_{\langle ij \rangle}^\alpha = \pm 1$.

In the ground-state sector all $u_{\langle ij \rangle}^\alpha$ have the same sign on all bonds, either $+1$ or -1 . A change of a bond variable leads to a *vortex pair excitation* with a gap $\Delta_P \simeq 0.26|J_K|$. In addition, there is a second class of spin excitations which result from the motion of the η Majorana particles described by the Hamiltonian in Eq. (15). Here we concentrate on the symmetric case, with equal exchange constants along three directions in the honeycomb lattice, $J_x = J_y = J_z$; in this case, the *Majorana excitations are gapless* [21].

Next we investigate the dynamic spin-structure factor in the Kitaev limit $\alpha \rightarrow 1$ by ED and explore the changes in the Kitaev-liquid regime of the KH model for $\alpha \neq 1$, which cannot be solved analytically. This is demonstrated by a calculation of the dynamic spin-structure factor $S^{+-}(\vec{k}, \omega)$ defined as [54]

$$S^{+-}(\vec{k}, \omega) = \frac{1}{N} \sum_{\nu} |\langle \nu | S_{\vec{k}}^+ | 0 \rangle|^2 \delta(\omega - E_{\nu} + E_0), \quad (18)$$

where $S_{\vec{k}}^\gamma = \sum_{\vec{r}} e^{i\vec{k}\cdot\vec{r}} S_{\vec{r}}^\gamma$, and $\gamma = +, -$ denotes spin raising (lowering) operators, respectively. Here $|0\rangle$ and $|\nu\rangle$ are the

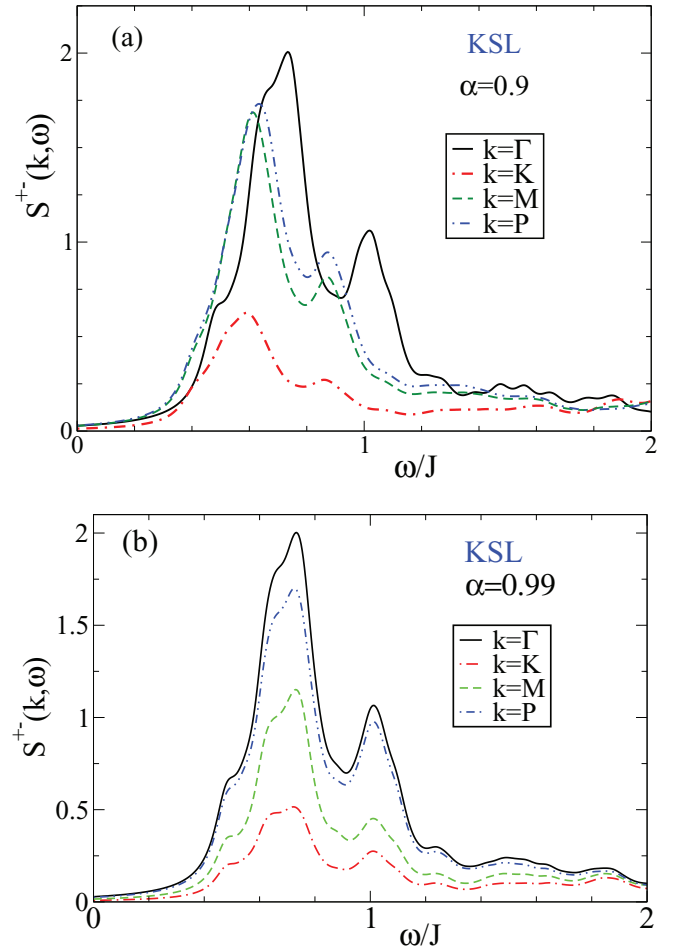


FIG. 7. (Color online) Dynamic spin-structure factor $S^{+-}(\vec{k}, \omega)$ (18) for the undoped KSL in the case of the KH model Eq. (1) at four distinct momenta, for (a) $\alpha = 0.9$ and (b) $\alpha = 0.99$. The curves are obtained by ED of a 24-site cluster with periodic boundary conditions and are smoothed using a Lorentzian broadening $\eta = 0.05J$.

ground and excited states, with energies E_0 and E_{ν} , respectively. The spin quantization axis is chosen parallel to the z th spin axis of the Kitaev term for convenience.

Figure 7(a) shows $S(\vec{k}, \omega)$ for the KH model Eq. (1) in the KSL regime at $\alpha = 0.9$ for four different \vec{k} points: Γ , K , M , and P . The numerical calculations were performed for a 24-site cluster with periodic boundary conditions.

The main weight of the spin-structure factor is concentrated between the vortex-type spin gap at $\Delta_s \sim 0.4J$ and $\omega \sim 1.2J$. We observe a moderate momentum dependence with the vortex spin gap at Γ , $\Delta_s \sim 0.46J$, slightly larger than at K , M , and P , where we find $\Delta_s \sim 0.40J$. Moreover, we can conclude that the dispersion of the gap and of the peak structures is due to the Heisenberg terms in the Hamiltonian and disappears when one approaches the Kitaev limit [55], as also seen in Fig. 7(b).

Thus, we find here that the main contributions to the spin response as measured by dynamic spin-structure factor (18) come from the gapped vortex excitations. Furthermore, the classification of spin excitations obtained for the pure Kitaev model as well as the spin gap due to vortex excitations appears

still relevant for the KSL phase of the KH model Eq. (1) at $\alpha = 0.9$.

C. Hole motion in the Kitaev spin liquid: Intermediate coupling

Our central argument why QPs at finite momentum are destroyed at *intermediate coupling*, as shown in Fig. 6(c), is outlined next. Our explanation rests on the fact that there are two distinct types of elementary spin excitations from which the holes can scatter in the KSL. These excitations can be classified according to the exact solution given by Kitaev [21] as (i) gapped vortex spin excitations with minimal gap Δ_s and (ii) gapless Majorana excitations.

We consider as intermediate coupling regime the range $0.1J < t < J$, where the kinetic energy of holes is comparable with the magnetic energy on the bonds and not much larger as in the strong coupling regime, $J \ll t$. An important aspect of the spectral functions at intermediate coupling, as in the case of Fig. 6(c), which was calculated for $J = 4t$, is the large size of the spin gap, $\Delta \simeq 0.4J \simeq 1.6t$, in units of the t scale. As the excitation energies ω_n of the low-energy states of holes at P , M , and K relative to the bottom of the band at the Γ point $\omega_0(\Gamma)$ are much smaller than the vortex spin gap $\Delta \simeq 1.6t$ at $J = 4t$, no decay via vortex excitations [21] can occur. Therefore, we conclude that the destruction of QPs is due to the scattering of *gapless* Majorana fermion excitations and that Fig. 6(c) has to be seen as a fingerprint of fractionalization of electrons into holons and gapless Majorana fermions of the Kitaev model [21]. Because of the dominant role of scattering from gapless spin excitations we expect that in larger clusters with a denser \vec{k} mesh, hole pockets near the Γ point are not protected against strong scattering, and in consequence the KSL does not turn into a Fermi liquid at low doping.

Before moving to the strong-coupling regime $t \gg J$ we highlight the striking difference of the spectral weight distribution $\alpha_d(\vec{k}, \omega_n)$ (11) at low energy in the ZZ and the KSL phases, respectively, at $t = 0.25J$. In Fig. 8(a) the spectral weight distribution $\alpha_d(\vec{k}, \omega_n)$ for the ZZ phase shows well-defined QP bound states. Although the spectral weights of these QPs are significantly reduced, the bound states are well separated from the continuum (of incoherent states) at higher energy, except for $\vec{k} = K$ where this binding energy is much weaker. In the KSL phase Fig. 8(b), on the other hand, a well-defined bound state is seen only at the Γ point. Because of the size of the vortex gap $\Delta_s \simeq 1.6t$ the absence of QPs in Fig. 8(b) at P , M , and K is a smoking gun for the important role played by scattering by gapless Majorana excitations. This is consistent with the spectral shape of $\alpha(\vec{k}, \omega)$, which is reminiscent of a continuum, that may result from a convolution of holons and gapless Majorana fermions.

D. Hole motion in the Kitaev spin liquid: Strong coupling

We turn now to the *strong-coupling* regime. In Fig. 8(c) the strong-coupling case, $t/J = 5$, relevant for iridates [12], is displayed. In this case the vortex spin gap becomes very small (in units of t), i.e., $\Delta_s = 0.08t$. Thus, the strong-coupling result for the spectral weight distribution in Fig. 8(c) highlights the effect of the additional vortex excitations which form a new decay channel and damp the excitations at the K , M , and P

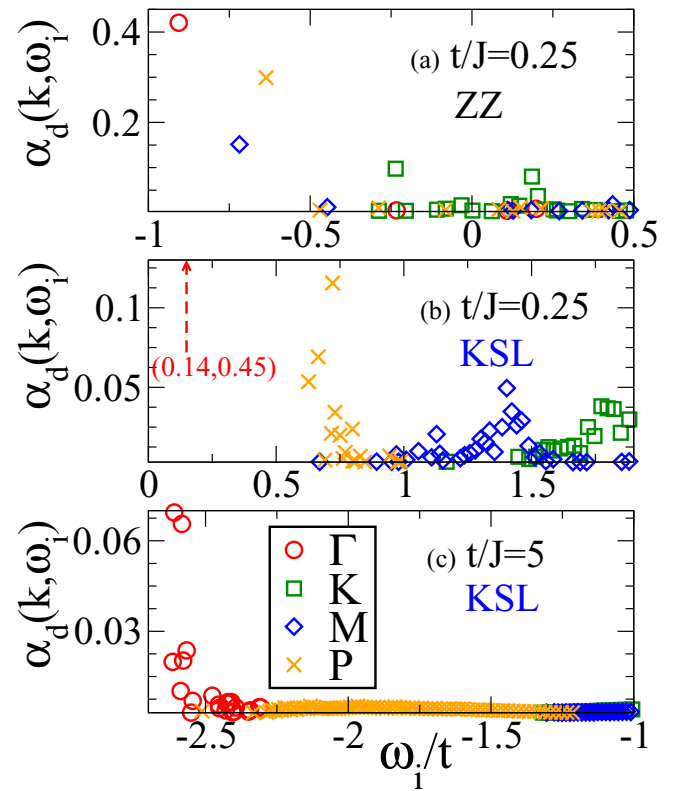


FIG. 8. (Color online) Spectral weight distribution $\alpha_d(k, \omega)$, as obtained for (a) the ZZ phase and (b) the KSL phase, both at intermediate coupling $t = 0.25J$, and (c) the KSL phase at strong coupling $t = 5J$. Parameters: (a) $\alpha = 0.4$ and $J_3 = 0.5$; (b), (c) $\alpha = 0.9$ and $J_3 = 0$ in Eq. (1).

points even further, as compared to the result at intermediate coupling case at $t = J/4$ [Fig. 8(b)] where the vortex gap, $\Delta_s = 0.4J = 1.6t$, is 20 times larger.

Furthermore, it may be instructive to go back to the spectral function $A_d(k, \omega)$ in Fig. 4(d), which basically contains the same information for the strong-coupling case ($t = 5J$) of the KSL as the spectral weight distribution shown in Fig. 8(c). The fine structure seen in $\alpha_d(\vec{k}, \omega_n)$ can only be resolved in $A_d(k, \omega)$ when the resolution parameter η is taken small enough. For ARPES experiments, where actually $A_c(k, \omega)$ is measured, this implies that a sufficiently high momentum and energy resolution is required.

We conclude, that the peak at Γ , which appeared as a separate bound state at intermediate coupling in Fig. 8(b), appears now at strong coupling [see Fig. 8(c)], rather as the edge of the continuum than as an isolated bound state. Moreover, when a single hole does not propagate as a QP, then a dilute gas of holes will not form a Fermi liquid. Therefore, we stress that the absence of a well-defined separate bound state is a *new* qualitative feature which speaks against QPs and Fermi liquid behavior at low doping, and here, i.e., for the strong coupling case, the argument emerges from a diagnosis at the Γ point itself.

V. SUMMARY

We have shown that hole propagation is modified in a remarkable way when increasing Kitaev interactions drive the

system from the Néel order via other ordered antiferromagnetic (AF) phases towards the Kitaev spin liquid (KSL). Quasiparticles (QPs) are found in the Néel phase, whereas coherent hole propagation is hindered in stripe and zigzag phases, where hidden QPs with weak dispersion result from coexisting ferromagnetic and AF bonds. As the most unexpected result, in the Kitaev liquid phase we have found unprecedented spectral weight distribution at low energy that signals the absence of QPs, both at intermediate and strong coupling. Thus, it appears clearly that carrier motion in the lightly doped Kitaev liquid is non-Fermi-liquid-like.

The above conclusion follows from the short-range nature of spin correlations in the KSL [28]. Unlike in a quantum antiferromagnet on a square [9] or honeycomb [11] lattice where spin-flip processes couple to a moving hole and generate a new energy scale for coherent hole propagation, the KSL phase is characterized by Ising-like nearest neighbor spin correlations of one spin component. Such correlations are insufficient to generate coherent hole propagation. They are well captured by the present cluster size of $N = 24$ sites, and qualitative changes of the described scenario are therefore unexpected when the cluster size is increased.

Summarizing, we have given clear arguments that shed serious doubts on the claim from a slave-boson approximation,

namely, that the low doped KSL phase is a Fermi liquid [41]. The first of these arguments rests on the exact solution for the spin excitations in the Kitaev model in the intermediate coupling regime, and on our finding that *gapless* Majorana excitations are responsible for the absence of QPs away from the Γ point. From the gaplessness we conclude that also states in the closer vicinity of Γ are not protected.

Our second argument emerges in the strong-coupling case from the result for the spectral distribution $\alpha_d(\vec{k}, \omega)$ at the Γ point itself, which has no similarity to a QP in this case but appears rather as the edge of a continuum. We consider this as evidence that at strong coupling there are no QPs in the single-hole case near the Γ point, and from this finding we can safely conclude that Fermi liquid behavior is absent in the low doping regime.

ACKNOWLEDGMENTS

We thank Bruce Normand for valuable advice, as well as Mona Berciu, George Jackeli, and Roser Valentí for insightful discussions. A.M.O. acknowledges support by the Polish National Science Center (NCN) under Project No. 2012/04/A/ST3/00331. W.-L.Y. acknowledges support by the Natural Science Foundation of Jiangsu Province of China under Grant No. BK20141190.

-
- [1] Elbio Dagotto, *Rev. Mod. Phys.* **66**, 763 (1994).
 [2] K. J. von Szczepanski, P. Horsch, W. Stephan, and M. Ziegler, *Phys. Rev. B* **41**, 2017 (1990).
 [3] V. J. Emery, S. A. Kivelson, and O. Zachar, *Phys. Rev. B* **56**, 6120 (1997).
 [4] P. A. Lee, N. Nagaosa, and X.-G. Wen, *Rev. Mod. Phys.* **78**, 17 (2006); M. Ogata and H. Fukuyama, *Rep. Prog. Phys.* **71**, 036501 (2008).
 [5] P. W. Anderson, *Phys. Rev. Lett.* **64**, 1839 (1990); Z. Y. Weng, D. N. Sheng, Y.-C. Chen, and C. S. Ting, *Phys. Rev. B* **55**, 3894 (1997).
 [6] W. F. Brinkman and T. M. Rice, *Phys. Rev. B* **2**, 1324 (1970).
 [7] S. A. Trugman, *Phys. Rev. B* **37**, 1597 (1988); C. D. Batista and G. Ortiz, *Phys. Rev. Lett.* **85**, 4755 (2000).
 [8] M. Daghofer, K. Wohlfeld, A. M. Oleś, E. Arrighoni, and P. Horsch, *Phys. Rev. Lett.* **100**, 066403 (2008); K. Wohlfeld, M. Daghofer, A. M. Oleś, and P. Horsch, *Phys. Rev. B* **78**, 214423 (2008); K. Wohlfeld, A. M. Oleś, and P. Horsch, *ibid.* **79**, 224433 (2009); W. Brzezicki, M. Daghofer, and A. M. Oleś, *ibid.* **89**, 024417 (2014); A. M. Oleś, *J. Phys.: Condens. Matter* **24**, 313201 (2012).
 [9] C. L. Kane, P. A. Lee, and N. Read, *Phys. Rev. B* **39**, 6880 (1989); G. Martinez and P. Horsch, *ibid.* **44**, 317 (1991); A. Ramšak and P. Horsch, *ibid.* **57**, 4308 (1998); Z. P. Liu and E. Manousakis, *ibid.* **44**, 2414 (1991); **45**, 2425 (1992); P. Wróbel and R. Eder, *ibid.* **58**, 15160 (1998); J. Bonča, S. Maekawa, and T. Tohyama, *ibid.* **76**, 035121 (2007); I. J. Hamad, A. E. Trumper, A. E. Feiguin, and L. O. Manuel, *ibid.* **77**, 014410 (2008).
 [10] A. Damascelli, Z. Hussain, and Z.-X. Shen, *Rev. Mod. Phys.* **75**, 473 (2003).
 [11] A. Läuchli, A. Läuchli, W. Zheng, and O. P. Sushkov, *Phys. Rev. B* **73**, 155118 (2006).
 [12] R. Comin *et al.*, *Phys. Rev. Lett.* **109**, 266406 (2012).
 [13] F. Trouselet, M. Berciu, A. M. Oleś, and P. Horsch, *Phys. Rev. Lett.* **111**, 037205 (2013).
 [14] H. Lei, W.-G. Yin, Z. Zhong, and H. Hosono, *Phys. Rev. B* **89**, 020409(R) (2014).
 [15] A. H. Castro Neto, F. Guinea, N. M. R. Peres, K. S. Novoselov, and A. K. Geim, *Rev. Mod. Phys.* **81**, 109 (2009).
 [16] M. Polini, F. Guinea, M. Lewenstein, H. C. Manoharan, and V. Pellegrini, *Nat. Nanotechnol.* **8**, 625 (2013).
 [17] C. Wu, D. Bergman, L. Balents, and S. Das Sarma, *Phys. Rev. Lett.* **99**, 070401 (2007); B. Wunsch, F. Guinea, and F. Sols, *New J. Phys.* **10**, 103027 (2008).
 [18] M. Hohenadler and F. F. Assaad, *J. Phys.: Condens. Matter* **25**, 143201 (2013).
 [19] Bruce Normand, *Contemp. Phys.* **50**, 533 (2009).
 [20] Leon Balents, *Nature (London)* **464**, 199 (2010).
 [21] A. Y. Kitaev, *Ann. Phys. (NY)* **321**, 2 (2006).
 [22] Z. Nussinov and J. van den Brink, *arXiv:1303.5922*.
 [23] G. Jackeli and G. Khaliullin, *Phys. Rev. Lett.* **102**, 017205 (2009).
 [24] Z. Y. Meng, T. C. Lang, S. Wessel, F. F. Assaad, and A. Muramatsu, *Nature (London)* **464**, 847 (2010); S. Sorella, Y. Otsuka, and S. Yunoki, *Sci. Rep.* **2**, 992 (2012).
 [25] J. Chaloupka, G. Jackeli, and G. Khaliullin, *Phys. Rev. Lett.* **105**, 027204 (2010); **110**, 097204 (2013).

- [26] H.-C. Jiang, Z.-C. Gu, X.-L. Qi, and S. Trebst, *Phys. Rev. B* **83**, 245104 (2011); J. Reuther, R. Thomale, and S. Trebst, *ibid.* **84**, 100406 (2011); R. Schaffer, S. Bhattacharjee, and Y. B. Kim, *ibid.* **86**, 224417 (2012); I. Kimchi and Y. Z. You, *ibid.* **84**, 180407 (2011); Y. Yu, L. Liang, Q. Niu, and S. Qin, *ibid.* **87**, 041107 (2013).
- [27] A. Shitade, H. Katsura, J. Kuneš, X.-L. Qi, S.-C. Zhang, and N. Nagaosa, *Phys. Rev. Lett.* **102**, 256403 (2009).
- [28] G. Baskaran, S. Mandal, and R. Shankar, *Phys. Rev. Lett.* **98**, 247201 (2007); S. R. Hassan, P. V. Sriluckshmy, S. K. Goyal, R. Shankar, and D. Sénéchal, *ibid.* **110**, 037201 (2013).
- [29] P. Horsch, G. Khaliullin, and A. M. Oleś, *Phys. Rev. Lett.* **91**, 257203 (2003).
- [30] Y. Singh and P. Gegenwart, *Phys. Rev. B* **82**, 064412 (2010); X. Liu, T. Berlijn, W.-G. Yin, W. Ku, A. Tsvelik, Y.-J. Kim, H. Gretarsson, Y. Singh, P. Gegenwart, and J. P. Hill, *ibid.* **83**, 220403 (2011).
- [31] Y. Singh, S. Manni, J. Reuther, T. Berlijn, R. Thomale, W. Ku, S. Trebst, and P. Gegenwart, *Phys. Rev. Lett.* **108**, 127203 (2012); S. K. Choi *et al.*, *ibid.* **108**, 127204 (2012).
- [32] F. Ye, S. Chi, H. Cao, B. C. Chakoumakos, J. A. Fernandez-Baca, R. Custelcean, T. F. Qi, O. B. Korneta, and G. Cao, *Phys. Rev. B* **85**, 180403 (2012).
- [33] A. F. Albuquerque, D. Schwandt, B. Hetényi, S. Capponi, M. Mambrini, and A. M. Läuchli, *Phys. Rev. B* **84**, 024406 (2011); D. C. Cabra, C. A. Lamas, and H. D. Rosales, *ibid.* **83**, 094506 (2011); H. D. Rosales, D. C. Cabra, C. A. Lamas, P. Pujol, and M. E. Zhitomirsky, *ibid.* **87**, 104402 (2013); A. Kalz, M. Arlego, D. Cabra, A. Honecker, and G. Rossini, *ibid.* **85**, 104505 (2012).
- [34] R. Ganesh, J. van den Brink, and S. Nishimoto, *Phys. Rev. Lett.* **110**, 127203 (2013); R. Ganesh, S. Nishimoto, and J. van den Brink, *Phys. Rev. B* **87**, 054413 (2013); Z. Zhu, D. A. Huse, and S. R. White, *Phys. Rev. Lett.* **110**, 127205 (2013).
- [35] J. G. Rau, Eric Kin-Ho Lee, and H.-Y. Kee, *Phys. Rev. Lett.* **112**, 077204 (2014).
- [36] T. Senthil, S. Sachdev, and M. Vojta, *Phys. Rev. Lett.* **90**, 216403 (2003).
- [37] T. Hyart, A. R. Wright, G. Khaliullin, and B. Rosenow, *Phys. Rev. B* **85**, 140510 (2012).
- [38] Y.-Z. You, I. Kimchi, and A. Vishwanath, *Phys. Rev. B* **86**, 085145 (2012).
- [39] S. Okamoto, *Phys. Rev. Lett.* **110**, 066403 (2013); *Phys. Rev. B* **87**, 064508 (2013).
- [40] F. J. Burnell and C. Nayak, *Phys. Rev. B* **84**, 125125 (2011).
- [41] Jin-Wei Mei, *Phys. Rev. Lett.* **108**, 227207 (2012).
- [42] A. Läuchli and D. Poilblanc, *Phys. Rev. Lett.* **92**, 236404 (2004).
- [43] The NN correlation function of the Kitaev model calculated for an $N = 24$ site cluster differs only by 0.8% from its value in the TL (see Fig. 5 in Ref. [46]).
- [44] T. A. Kaplan, P. Horsch, and W. von der Linden, *J. Phys. Soc. Jpn.* **58**, 3894 (1989).
- [45] T. Koma and H. Tasaki, *J. Stat. Phys.* **76**, 745 (1994).
- [46] F. Trouselet, G. Khaliullin, and P. Horsch, *Phys. Rev. B* **84**, 054409 (2011).
- [47] The relatively large value $S_{ZZ} \simeq 0.44$ seen for $\alpha \rightarrow 1$ is due to the smallness of the cluster and consistent with spin correlations calculated in Ref. [28].
- [48] W.-L. You, Y.-W. Li, and S.-J. Gu, *Phys. Rev. E* **76**, 022101 (2007).
- [49] Shi-Jian Gu, *Int. J. Mod. Phys. B* **24**, 4371 (2010).
- [50] E. R. Gagliano and C. A. Balseiro, *Phys. Rev. Lett.* **59**, 2999 (1987).
- [51] In our definition of $A_c(\vec{k}, \omega)$ [Eq. (7)], we plot increasing ARPES excitation energies from left to right.
- [52] The strong-coupling regime is expected for Na_2IrO_3 [13].
- [53] Spectral function $A_d(\Gamma, \omega)$ is similar at low ω for $t = J$.
- [54] T. Tohyama, P. Horsch, and S. Maekawa, *Phys. Rev. Lett.* **74**, 980 (1995).
- [55] J. Knolle, D. L. Kovrizhin, J. T. Chalker, and R. Moessner, *Phys. Rev. Lett.* **112**, 207203 (2014).