

Magnetic fluctuations and effective magnetic moments in γ -iron due to electronic structure peculiarities

P. A. Igoshev,¹ A. V. Efremov,¹ A. I. Poteryaev,^{1,2} A. A. Katanin,^{1,3} and V. I. Anisimov^{1,3}

¹*Institute of Metal Physics, Russian Academy of Sciences, 620990, Ekaterinburg, Russia*

²*Institute of Quantum Materials Science, 620107, Ekaterinburg, Russia*

³*Ural Federal University, 620002, Ekaterinburg, Russia*

(Received 29 October 2012; revised manuscript received 5 September 2013; published 18 October 2013)

Applying the local density and dynamical mean field approximations to paramagnetic γ -iron we revisit the problem of the theoretical description of its magnetic properties in a wide temperature range. We show that contrary to α -iron, the frequency dependence of the electronic self-energy has a quasiparticle form for both t_{2g} and e_g states. In the temperature range $T = 1200$ – 1500 K, where γ -iron exists in nature, this substance can be nevertheless characterized by temperature-dependent effective local moments, which yield relatively narrow peaks in the real part of the local magnetic susceptibility as a function of frequency. At the same time, at low temperatures γ -iron (which is realized in precipitates) is better described in terms of the itinerant picture. In particular, the nesting features of the Fermi surfaces yield the maximum of the static magnetic susceptibility at the incommensurate wave vector \mathbf{q}_{\max} belonging in the direction $\mathbf{q}_X - \mathbf{q}_W$ ($\mathbf{q}_X \equiv (2\pi/a)(1,0,0)$, $\mathbf{q}_W \equiv (2\pi/a)(1,1/2,0)$, a is a lattice parameter) in agreement with the experimental data. This state is found, however, to compete closely with the states characterized by magnetic wave vectors along the directions $\mathbf{q}_X - \mathbf{q}_L - \mathbf{q}_K$, where $\mathbf{q}_L \equiv (2\pi/a)(1/2,1/2,1/2)$, $\mathbf{q}_K \equiv (2\pi/a)(3/4,3/4,0)$. From the analysis of the uniform magnetic susceptibility we find that contrary to α -iron, the Curie-Weiss law is not fulfilled in a broad temperature range, although the inverse susceptibility is nearly linear in the moderate-temperature region (1200–1500 K). The nonlinearity of the inverse uniform magnetic susceptibility in a broader temperature range is due to the density of states peak located close to the Fermi level. The effective exchange integrals in the paramagnetic phase are estimated on the base of momentum-dependent susceptibility.

DOI: [10.1103/PhysRevB.88.155120](https://doi.org/10.1103/PhysRevB.88.155120)

PACS number(s): 71.15.Mb, 71.20.Be, 75.50.Ee

I. INTRODUCTION

The problem of iron magnetism has attracted a lot of attention till now. Pure α -iron has a body centered cubic crystal (bcc) lattice and it is ferromagnetic at temperatures below Curie temperature 1043 K (Refs. 1–3). In the temperature range between 1043 and 1183 K α -iron is paramagnetic. This most studied allotrope of iron becomes, however, unstable above 1183 K because of the structural phase transition to the γ -phase,^{1,4} which has a face centered cubic (fcc) crystal structure.^{2,3} The theory of the α - γ structural transition is still under development. Recent investigations^{5–8} have shown an important role of magnetic correlations for this transition. These observations are supported by the results indicating the presence of local magnetic moments in α -iron even above the magnetic transition temperature.^{9,10} In view of these observations, the understanding of the magnetic properties of γ -iron, which is on the other side of the bcc \leftrightarrow fcc transition, is of high importance.

Experimentally, the temperature dependence of inverse magnetic susceptibility in the γ phase has a very weak slope, which cannot be determined to a good accuracy because of the large spread of experimental data (see Refs. 11,12 and references therein). The paramagnetic Curie temperature, extracted from a fit to the experimental data, is negative, $\theta_{CW} \simeq -3451$ K, and the corresponding magnetic moment is about $\mu_{CW} = 7.47\mu_B$ (Ref. 12). Therefore, the magnetic properties of γ -iron are very different from those of α -iron, where the paramagnetic Curie temperature is positive, $\theta_{CW} \simeq 1093$ K, and the magnetic moment is much smaller, $\mu_{CW} = 3.13\mu_B$ (Ref. 11).

At low temperatures the magnetically ordered fcc phase does not exist as a single crystal due to the structural phase transition. Nevertheless, the magnetically ordered state can be studied in iron precipitates in a copper matrix that have the same fcc crystal structure with slightly different lattice parameter. The first measurements of the magnetic properties of γ -Fe precipitates were carried out in the 1960s by Abrahams *et al.*¹³ They found it to be type-I antiferromagnet (AFM) with small Néel temperature, $T_N = 8$ K. Later studies^{14–16} showed that the Néel temperature varies between 46 and 67 K depending on the size of the iron particles in precipitates and its crystal structure which can be regarded as distorted fcc. At the end of the 1980s Tsunoda and coworkers in the series of neutron scattering studies^{17–20} demonstrated that the iron precipitates in copper with a truly fcc structure have a spin density wave ground state with $\mathbf{q} \approx (2\pi/a)(1,0.127,0)$ and Néel temperature $T_N = 40$ K (Ref. 18).

The value of the Wilson-Sommerfeld ratio $R_W = (\pi^2 k_B^2 \chi) / (3\mu_B^2 \gamma)$ cannot be directly found from magnetic and calorimetric measurements since pure γ -iron does not exist as a large crystal at low temperatures. For a rough estimation of R_W the available high-temperature value of the uniform spin susceptibility can be used, $\chi(T = 1000 \text{ K}) \simeq 50\mu_B^2/eV$ (Ref. 11). The Sommerfeld specific heat coefficient γ was measured for different fcc alloys in a wide range of component concentrations.²¹ The maximal value of the specific heat coefficient is in the antiferromagnetic Fe:Mn alloy $\gamma \approx 14 \text{ mJ}/(\text{mol}\cdot\text{K}^2)$. The nonmagnetic Ni:V alloy has the smallest value of the specific heat coefficient, $\gamma \approx 5 \text{ mJ}/(\text{mol}\cdot\text{K}^2)$. The two above opposite limits cover the situation in the presence or absence of magnetic fluctuations in alloys. Therefore one

finds the Wilson-Sommerfeld ratio in the range $8 < W_R < 25$, which points to the presence of strong ferromagnetic fluctuations, whether or not the magnetic contribution to the specific heat is taken into account, and indicates that the (antiferro)magnetism in γ -iron is likely to be frustrated by the competing magnetic fluctuations.

The ground state magnetic properties of γ -iron were considered previously within the density functional theory calculations by many authors. In the pioneering study of Mryasov *et al.*,²² the incommensurate spin spiral (SS) magnetic order was considered in the framework of the tight-binding linearized muffin-tin orbitals with atomic sphere approximation for the potential (TB-LMTO-ASA). They found that for the range of lattice parameter $6.8 < a < 6.96$ the ground state energy approaches its minimum for the spiral state with $\mathbf{q} = (2\pi/a)(0,0,q)$, where q is close to 0.5, while for the larger lattice parameter, $a > 7.11$, the ferromagnetic state is more energetically favorable (the atomic units are used for the lattice parameter). Similar results were obtained within augmented spherical wave method.²³ Using the TB-LMTO-ASA method, James *et al.*²⁴ considered a stability of different magnetic structures with increasing of the volume and found the following sequence of magnetic phase transitions: low-spin FM $\xrightarrow{a=6.5}$ $3\mathbf{k}$ structure $\xrightarrow{a=6.78}$ double-layered AFM $\xrightarrow{a=6.9}$ triple-layered AFM $\xrightarrow{a=7.04}$ high-spin FM. The calculations within the disordered local moments approximation gave a metastable solution with slightly higher energy. At the same time, spin molecular dynamics calculations, based on first-principles Kohn-Sham spectra,²⁵ applied for the γ -iron yielded the following transitions: $2\mathbf{k}$ superimposed SS with $\mathbf{q} = (2\pi/a)(0,0,q)$ $\xrightarrow{a=6.79}$ double-layered AFM $\xrightarrow{a=7.05}$ FM. K rbling and Ergon²⁶ analyzed the importance of the full potential scheme and replacement of the local spin density approximation by the generalized gradient one. They found that the use of the above-mentioned approximations led to the results that are closer to the experiments than earlier studies. Later on Kn pfle *et al.*,²⁷ using the modified augmented spherical waves method that takes into account intra-atomic magnetization noncollinearity, found that the ground state is SS with $\mathbf{q} \approx (2\pi/a)(0.15,0,1)$ which is close to the experimental value. They also noticed that $3d$ electrons in γ -iron forms well-defined local moments. Sj stedt and Nordstr m²⁸ demonstrated that the use of the full potential scheme with the noncollinear approach for intra-atomic magnetization is more important for the proper description of the magnetic ground state than applying different approximations for the exchange correlation potential. They found the SS ground state with the wave vector $\mathbf{q} \approx (2\pi/a)(0.19,0,1)$.

One can see that quite generally the results for the type of the magnetic ground state in γ -iron strongly depend on the value of the lattice parameter and approximations made for account of the intra-atomic magnetic structure and interaction potential, which may point to a close competition of different magnetic states in this material. Recent analysis^{30,31} within the *ab initio* SS approach have also shown in the presence of long-range competing exchange interactions, which strongly depend on the lattice parameter.

The calculations of the paramagnetic state were performed within a disordered local moment approach (DLM) by many

authors^{24,29,30,32} who compared the stability of the paramagnetic solution versus different SS states depending on volume. It was found that the DLM solution lies always higher in energy with respect to the ordered state regardless of the lattice parameter value.^{29,32} One should remember that DLM is the approach on top of density functional theory to treat the paramagnetic ground state and therefore it does not consider correlation effects. Although the paramagnetic solution obtained with DLM can be stable at higher temperatures its treatment requires other methods, which necessarily include correlation effects.

A possible approach for obtaining the temperature evolution of magnetic properties with account of correlation effects is a combination of local density approximation (LDA) with the dynamical mean-field theory (DMFT). Recently, the LDA + DMFT calculations of the spectral properties and uniform magnetic susceptibility were carried out by Pourovskii *et al.*³³ for all iron allotropes. The authors have concentrated mainly on high pressure data with small value of the volume. They obtained that at these conditions the fcc iron is a Fermi-liquid-like material with the exchange-enhanced Pauli susceptibility.

In the present paper we focus on the detailed LDA and LDA + DMFT calculations of magnetic susceptibilities to investigate the origin of weak antiferromagnetism of γ -iron, dominating types of magnetic fluctuations, and the possibility of the local moment formation in this substance.

II. SPECTRAL PROPERTIES

We first consider the results for γ -iron in the LDA approximation. γ -iron crystallizes in a stable face centered cubic structure in the temperature interval from 1183 to 1667 K and it has the lattice parameter $a = 6.91$ a.u. at 1183 K (Refs. 2,3). Band-structure calculations have been carried out in the LDA approximation³⁴ within tight-binding linear muffin-tin orbital atomic spheres approximation framework.³⁵ The von Barth–Hedin local exchange-correlation potential has been used.³⁶ Primitive reciprocal translation vectors have been discretized into 12 points along each direction which leads to 72 \mathbf{k} points in the irreducible part of the Brillouin zone.

The band structure together with the density of states are presented in Fig. 1. On the left part of the figure the fatbands for the t_{2g} and e_g orbitals are shown by green and red colors, respectively (light and dark gray in the black-and-white version). The fatness coincides with the contribution of the corresponding partial DOSs shown on the right part of Fig. 1. The bands of t_{2g} and e_g symmetries hybridize in the vicinity of the L point and in the K – Γ direction. In other symmetry directions the t_{2g} and e_g manifolds hybridize weakly with s and p bands which span an energy range from -8 eV to far above the Fermi level (corresponding to zero energy). The t_{2g} states have a very flat region along the X – W – L – K directions that is reflected in the DOS peak at 0.7 eV. At the Fermi level the partial t_{2g} DOS has a deep. Other large peaks of the t_{2g} DOS are located at -1.3 and -2.6 eV.

Although the e_g partial DOS has a bandwidth almost equal to the t_{2g} counterpart, its shape is very different. The corresponding dispersion has a flat part at small negative energy near the Γ point (extended van Hove singularity, cf.

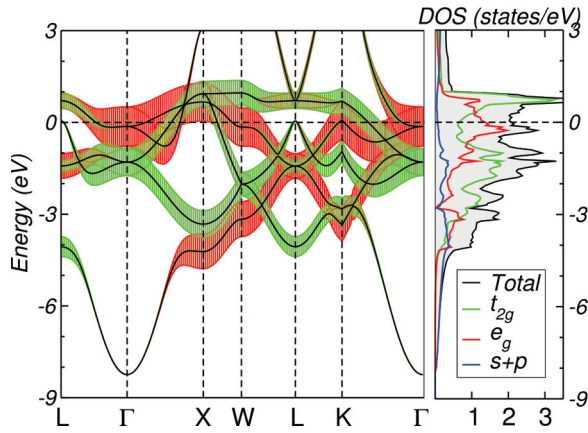


FIG. 1. (Color online) Left panel: The fatbands for t_{2g} and e_g orbitals in light (green) and dark (red) gray colors, respectively. Fatness corresponds to appropriate partial orbital contribution. Right panel: Iron density of states (DOS). Total DOS is shown by solid (black) line. Partial DOSs for t_{2g} , e_g , and sum of $s + p$ orbitals are shown by light (green), dark (red), and dashed-dark (blue) gray lines, respectively.

Ref. 37), which results in the large peak of the DOS just below the Fermi level at about -0.2 eV, such that the states at the Fermi energy lie at the slope of the peak. The smaller peak of the corresponding partial DOS is located at -3.4 eV. This is in contrast to the α -iron,^{9,38} where the peak of the e_g density of states is located very close to the Fermi level. As it will be shown below, this shift is of crucial importance for the magnetic properties' difference between α - and γ -iron.

The Fermi surface obtained within the LDA is shown in Fig. 2. The four sheets that satisfy the equation for the Fermi surface $\varepsilon_{\mathbf{k}_F} = 0$ are colored such that the amount of

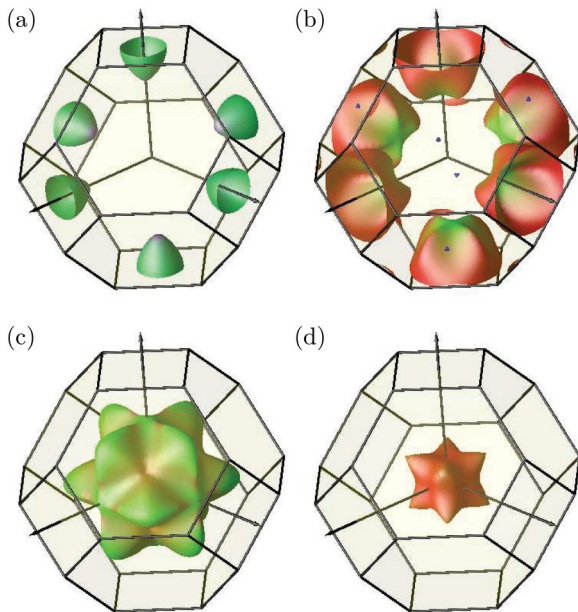


FIG. 2. (Color online) γ -iron Fermi surface sheets. The color-coding reflects contribution of the orbital states. The (red, green, and blue) scheme is used for the color definition of the point where red is for e_g , green is for t_{2g} , and blue is for $s + p$ orbitals, respectively.

the appropriate color corresponds to the weight of the partial contribution (we use the same colors as in Fig. 1: red for e_g states, green for t_{2g} states, and blue for $s + p$ orbitals, respectively). The sheet a of the Fermi surface [Fig. 2(a)] is of mostly s , p , and e_g orbital characters. The sheets b and c [Figs. 2(b) and 2(c)] are a mixture of t_{2g} and e_g characters. The last sheet d [Fig. 2(d)] consists mostly of e_g states. One should note that the b and c sheets touch each other at the wave vector $(2\pi/a)(0.57, 0, 0)$ and thus lead to the three bands crossing the Fermi level along the Γ -X direction (see Fig. 1). Near the touch point these sheets have a cross-like features with the small opposite incurvature perpendicular to the $[0, 0, 1]$ direction produced by mostly t_{2g} states. This results in the approximate interband nesting of these crossed parts with close to zero wave vector and the intraband nesting with the wave vector $\mathbf{q}_A = (2\pi/a)(0.86, 0, 0)$. The sheet d reminds the cube stretched along diagonals and it has also the cross-like feature. Its existence allows one to consider two additional candidates for nesting vectors: within this sheet with $\mathbf{q}_B = (2\pi/a)(0.48, 0, 0)$ and the vector connecting the sheets b , c , and d , $\mathbf{q}_C = (2\pi/a)(0.81, 0, 0)$.

To take into account the correlation effects in the $3d$ shell of γ -iron we apply the LDA + DMFT method (for a detailed description of the computation scheme see Refs. 39,40). The Coulomb interaction parameter value, $U = 2.3$ eV, and the Hund's parameter, $I = 0.9$ eV, used in our work are the same as in earlier LDA + DMFT calculations by Lichtenstein *et al.*⁴¹ for α -iron. The effective impurity model for DMFT was solved by the quantum Monte Carlo (QMC) method with the Hirsch-Fye algorithm.⁴² Calculations were performed for the value of temperature $T \approx 1290$ K, which is just above the α - γ structural transition temperature. The inverse temperature interval $0 < \tau < \beta \equiv 1/k_B T$ was divided in 100 slices. Four million QMC measurements were used in a self-consistency loop within the LDA + DMFT scheme and up to 12 million to refine data for the spectral functions calculation with maximum entropy method.⁴³ We also consider room temperature $T = 290$ K within the CT-QMC algorithm, adopting the lattice parameter to the value $a = 6.75$ a.u., which is found by linear extrapolation of the experimental data to the considered temperature.

The imaginary parts of self-energies for $a = 6.91$ a.u. are presented in Fig. 3 (the results for the smaller lattice parameter $a = 6.75$ a.u. are qualitatively similar). At low energies the behavior of the $\text{Im}\Sigma(i\omega_n)$ is qualitatively similar for the t_{2g} and e_g orbitals. One can clearly see that the increase of temperature does not change the frequency dependence qualitatively. The effective mass stays close to the bare value $m^*/m \lesssim 1.2$ and increases slightly in the temperature interval $1220 \text{ K} < T < 1550 \text{ K}$, where γ -iron exists in nature. The damping of electronic states also increases with increasing temperature, especially for e_g states. However, the obtained imaginary part of the e_g self-energy in γ -Fe has a quasiparticle-like frequency dependence at all considered temperatures, in stark contrast to the nonquasiparticle frequency dependence in the α -phase.⁹ The reason for this difference between γ - and α -iron seems to lie in the shift of the DOS peak from the Fermi level in γ -iron. We would like to note that the shift of the peak of the density of states also yields more quasiparticle self-energies in iron-based superconductors.⁴⁴

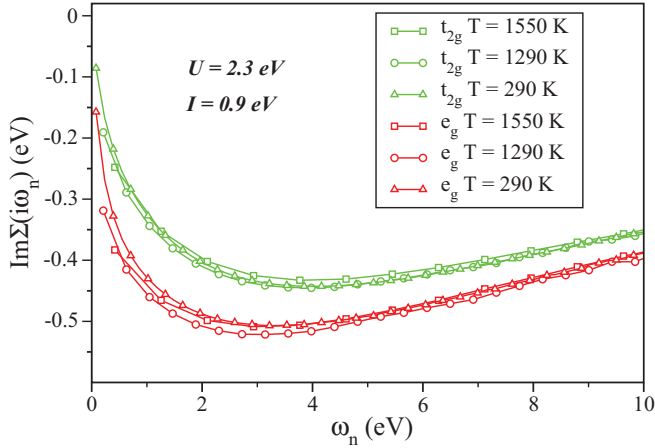


FIG. 3. (Color online) The imaginary parts of self-energies for t_{2g} (green in color) and e_g states (red in color), lattice parameter $a = 3.656 \text{ \AA}$, plotted on the Matsubara energy grid for different temperatures ($T = 1290 \text{ K}$ — circles, $T = 1550 \text{ K}$ — squares, and $T = 290 \text{ K}$ — triangles).

The LDA + DMFT densities of states in γ -iron (see Fig. 4) are slightly narrower than the LDA counterparts implying weak correlation effects. This is in agreement with the small mass renormalization. One can observe that the peak of the e_g density of states obtained in the LDA approach is broadened

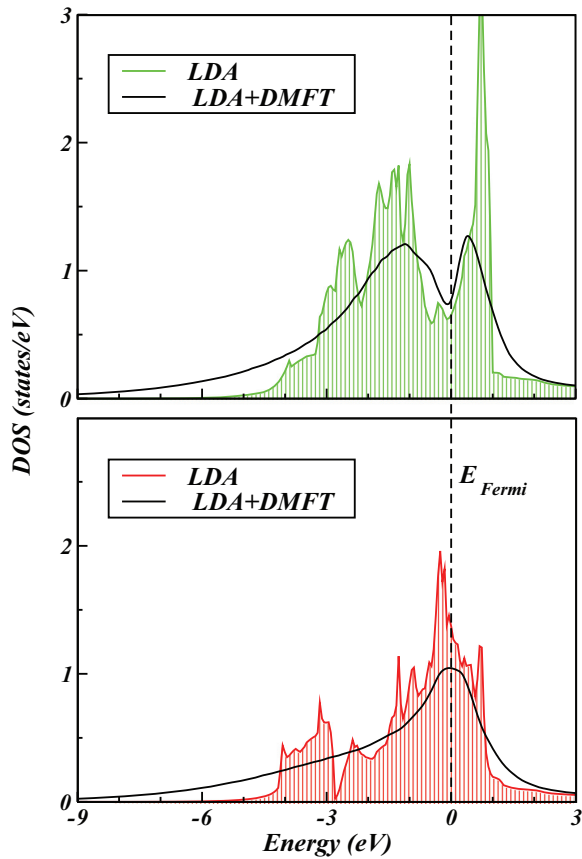


FIG. 4. (Color online) The t_{2g} (top panel) and e_g (bottom panel) partial density of states of γ -iron, obtained within LDA (filled) and LDA + DMFT method (solid lines).

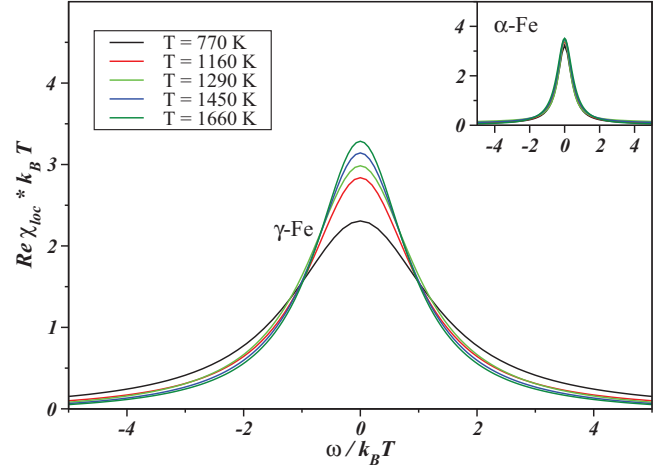


FIG. 5. (Color online) Local magnetic susceptibility as a function of frequency of γ -iron for different temperatures. The inset shows the results for α -iron.

in the LDA + DMFT calculation. This is in contrast to α -iron, where the density of states, corresponding to e_g orbitals, is strongly renormalized by the interaction. The shape of t_{2g} density of states in the LDA + DMFT approach resembles the LDA result with smearing of the peaky structures in both α - and γ -iron.

To investigate the possibility of the local moment formation in γ -iron, the analytic continuation of the dynamic local magnetic susceptibility

$$\chi_{\text{loc}}(i\omega_n) = \mu_B^2 \int_0^\beta d\tau \langle S_i^z(0) S_i^z(\tau) \rangle e^{i\omega_n \tau} \quad (1)$$

(where $S_i = \sum_{m\sigma\sigma'} \hat{c}_{im\sigma}^\dagger \sigma_{\sigma\sigma'} \hat{c}_{im\sigma}$, $\hat{c}_{im\sigma}^\dagger, \hat{c}_{im\sigma}$ are the electron creation and destruction operators at a site i , orbital m , and spin projection σ , $\sigma_{\sigma\sigma'}$ are the Pauli matrices) to the real frequency axis have been calculated. In Fig. 5 we present the real part of the obtained function for different temperatures, rescaling both the susceptibility and frequency by temperature. For comparison, we also present on the inset the corresponding result for α -iron (see also Ref. 9).

The results for the low-energy behavior of $\chi_{\text{loc}}(\omega)$ in both α - and γ -iron, can be well fitted by the simple form

$$\chi_{\text{loc}}(\omega) = \frac{\mu_{\text{eff}}^2}{3T} \frac{i\delta}{\omega + i\delta}, \quad (2)$$

yielding the Lorentzian frequency dependence of $\text{Re}\chi_{\text{loc}}$ with δ corresponding to a half-width of its peak at a half-height (or, equivalently, to the position of the maximum of $\text{Im}\chi_{\text{loc}}(\omega)$). In Eq. (2) we have picked out factor $1/T$ to emphasize the expected Curie law of the static susceptibility in the local-moment regime, $\chi_{\text{loc}} \equiv \chi_{\text{loc}}(0) = \mu_{\text{eff}}^2/(3T)$, while in general the effective moment μ_{eff} is temperature dependent. Equation (2) implies that the width δ of the peak of $\text{Re}\chi_{\text{loc}}$ describes the damping of local excitations (or their inverse lifetime). For α -iron we find δ is linear with temperature, $\delta \simeq T/2$ for $T < 1200 \text{ K}$, while in the temperature range, where γ -iron exist in nature, we obtain $\delta \simeq (1-1.5)T$, which implies a smaller lifetime of the local moments; for lower temperatures we obtain even bigger values $\delta > 2T$.

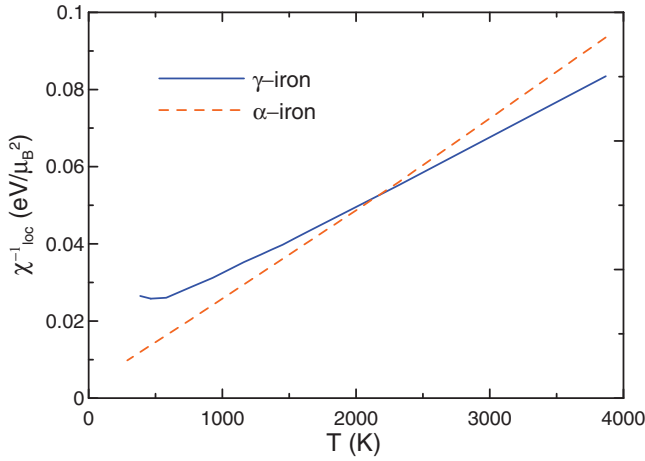


FIG. 6. (Color online) Temperature dependence of the inverse static local magnetic susceptibility of α - and γ -iron.

For the system with the local moments the dynamical mean-field theory, which neglects intersite magnetic exchange and therefore has no other low-energy scales apart from temperature, is expected to yield the low-frequency part of the local magnetic susceptibility in the form $\chi_{\text{loc}}(\omega) = (1/T)f(\omega/T)$, with some function $f(x)$ which tends to zero at $x \rightarrow \infty$. Such a dependence for Eq. (2) implies $\delta \propto T$ and μ_{eff} is temperature independent, which naturally provides the static nature of a single spin, $\chi_{\text{loc}}(\omega) \propto \delta(\omega)$ at $T \rightarrow 0$. This dependence agrees with the obtained results for α -iron, while for γ -iron some deviations are observed.

The inverse static local magnetic susceptibility χ_{loc} is shown in Fig. 6. One can see that for both α - and γ -iron the inverse static local susceptibility is almost linear with temperature in a broad temperature range with some nonlinearity at the low temperatures for γ -iron. In the linear regime the inverse local static susceptibility fulfills the dependence $\chi_{\text{loc}}^{-1} \approx 3(T + \Theta)/\mu_{\text{loc}}^2$, which has a constant part proportional to the temperature Θ , appearing due to local fluctuations; fitting the obtained temperature dependencies we obtain for γ -iron $\mu_{\text{loc}} \approx 3.8\mu_{\text{B}}$ (corresponding to the spin $S \approx 3/2$) and $\Theta \approx 800$ K, while for α -iron $\mu_{\text{loc}} \approx 3.3\mu_{\text{B}}$ (corresponding to the spin $S \approx 1.22$) and $\Theta \approx 100$ K. The temperature dependence of χ_{loc} provides peculiarities of the temperature dependence of μ_{eff} , which is shown in Fig. 7. This dependence approximately fulfills

$$\mu_{\text{eff}} \approx \mu_{\text{loc}} \sqrt{T/(T + \Theta)}.$$

At $T \gg \Theta$ (which is fulfilled for realistic temperatures for α -iron only) the size of the effective moment slightly varies with temperature, while in γ -iron we find a variation of μ_{eff} with temperature, which is mainly due to the above-mentioned constant contribution in the inverse susceptibility. In the temperature region 1200–1400 K we obtain for γ -iron $\mu_{\text{eff}} \approx 3\mu_{\text{B}}$.

The obtained temperature dependence of instantaneous average $\langle (S^z)^2 \rangle$ is qualitatively similar to that of μ_{eff}^2 , although the former quantity does not remain approximately constant even for α -iron (see Fig. 7). Considering the ratio $r = 3\mu_{\text{B}}^2 \langle (S^z)^2 \rangle / \mu_{\text{eff}}^2$, shown in the inset of Fig. 7, we see, however, that for α -iron r is of the order of one in a broad temperature range. As it is shown in the Appendix, this requires $\delta \ll \pi T$,

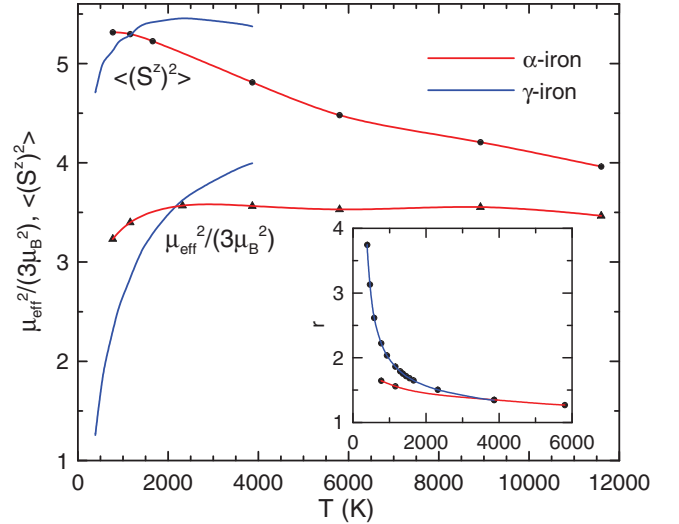


FIG. 7. (Color online) The temperature dependence of the effective magnetic moment and instantaneous average $\langle (S^z)^2 \rangle$ in α - and γ -iron, extracted from the frequency dependence of local susceptibility, see Eq. (2). Inset shows the temperature dependence of the ratio $r = 3\mu_{\text{B}}^2 \langle (S^z)^2 \rangle / \mu_{\text{eff}}^2$.

which is well fulfilled for α -iron. Accepting the latter criterion as a condition of the existence of sufficiently long-living local moments, we find that for γ -iron it is fulfilled only at the intermediate and high-temperatures $T > 1000$ K (where r also approaches values of the order of one), indicating the possible local nature of electronic states in that limit. This conclusion also agrees with the linear dependence of χ_{loc}^{-1} in the above-discussed temperature range. At low temperatures the criterion $\delta \ll \pi T$ is violated for γ -iron, and r increases to the values much larger than 1, showing that the local moments in γ -iron at low temperatures are not well defined, which is also consistent with the quasiparticle form of the self-energy.

III. MAGNETIC PROPERTIES

To gain insight into the favorability of different types of magnetic order in γ -iron, we analyze the momentum \mathbf{q} dependence of the generalized static magnetic susceptibility $\chi_{\mathbf{q}}$ within LDA and LDA + DMFT approximations. The static magnetic susceptibility without correlation effects can be obtained as

$$\begin{aligned} \chi_{\mathbf{q}}^0 &= \mu_{\text{B}}^2 \int_0^\beta d\tau \langle S_i^z(0) S_j^z(\tau) \rangle e^{i\mathbf{q}(\mathbf{R}_i - \mathbf{R}_j)} \\ &= -\frac{2\mu_{\text{B}}^2}{\beta} \sum_{\mathbf{k}, \omega_n} \text{Tr}[\mathcal{G}_{\mathbf{k}}^{\text{LDA}}(i\omega_n) \mathcal{G}_{\mathbf{k}+\mathbf{q}}^{\text{LDA}}(i\omega_n)], \end{aligned} \quad (3)$$

where the Green's function $\mathcal{G}_{\mathbf{k}}^{\text{LDA}}(i\omega_n) = (i\omega_n - \mathcal{H}_{\mathbf{k}} + \mu)^{-1}$, μ is the chemical potential and $\mathcal{H}_{\mathbf{k}}$ is the LDA-constructed Hamiltonian. Note that the temperature in Eq. (3) is introduced via the Fermi distribution function only. To analyze the contribution of different orbitals to the susceptibility, we represent the Green's function

$$\mathcal{G}_{\mathbf{k}}^{\text{LDA}}(i\omega_n) = \sum_{\alpha m_1 m_2} |m_1\rangle \frac{\bar{\psi}_{\mathbf{k}}^{\alpha m_1} \psi_{\mathbf{k}}^{\alpha m_2}}{i\omega_n - \varepsilon_{\alpha \mathbf{k}}} \langle m_2|, \quad (4)$$

where $\{|m\rangle\}$ is an orbital (LMTO) basis and $\psi_{\mathbf{k}}^{\alpha m}(\varepsilon_{\alpha\mathbf{k}})$ are LDA eigenvectors (eigenvalues) written in orbital representation (α is a band index). In this notation Eq. (3) can be rewritten as

$$\begin{aligned}\chi_{\mathbf{q}}^0 &= -\frac{2\mu_B^2}{\beta} \sum_{\mathbf{kn}} \sum_{\substack{\alpha_1, \alpha_2 \\ m_1, m_2}} \frac{\bar{\psi}_{\mathbf{k}}^{\alpha_1 m_1} \psi_{\mathbf{k}}^{\alpha_1 m_2} \bar{\psi}_{\mathbf{k}+\mathbf{q}}^{\alpha_2 m_2} \psi_{\mathbf{k}+\mathbf{q}}^{\alpha_2 m_1}}{(i\omega_n - \varepsilon_{\alpha_1 \mathbf{k}})(i\omega_n - \varepsilon_{\alpha_2 \mathbf{k}+\mathbf{q}})} \\ &= \chi_{\mathbf{q}}^{0,d} + \chi_{\mathbf{q}}^{0,\text{rest}},\end{aligned}\quad (5)$$

where $\chi_{\mathbf{q}}^{0,d}$ corresponds to restricting the $m_{1,2}$ sum over d orbitals only, while $\chi_{\mathbf{q}}^{0,\text{rest}}$, contains the rest. For the following analysis we also split the susceptibility according to the contribution of different orbitals:

$$\chi_{\mathbf{q}}^{0,d} = \chi_{\mathbf{q}}^{0,e_g-e_g} + \chi_{\mathbf{q}}^{0,t_{2g}-t_{2g}} + \chi_{\mathbf{q}}^{0,e_g-t_{2g}}.\quad (6)$$

The results of the calculation of different contributions to the nonuniform magnetic susceptibility are presented in Fig. 8 for $a = 6.75$ a.u. and sufficiently low temperatures. The maximum of the resulting susceptibility $\chi_{\mathbf{q}}^{0,d}$ is obtained in the $\mathbf{q}_X - \mathbf{q}_W$ direction [$\mathbf{q}_X \equiv (2\pi/a)(1,0,0)$, $\mathbf{q}_W \equiv (2\pi/a)(1,1/2,0)$] at the wave vector $\mathbf{q}_{\text{max}} \approx (2\pi/a)(1,0,2,0)$, which is close to the results of low-temperature measurements of Tsunoda¹⁷ and previous band-structure calculations.⁴⁵ Note that the change of lattice parameter to $a = 6.91$ a.u. (thin dotted line) does not change the results qualitatively, it only rescales them.

Considering the decomposition of the susceptibility according to the Eq. (6), we find that the intraorbital contributions to the susceptibility at zero temperature, $\chi_{\mathbf{q}}^{0,e_g-e_g}$ and $\chi_{\mathbf{q}}^{0,t_{2g}-t_{2g}}$, are of the same magnitude and varying in ‘‘counterphase’’ and thus compensating partly the \mathbf{q} dependence of each other. The e_g-e_g contribution has a broad peak centered at the point $\mathbf{q}_{\Gamma} = (0,0,0)$, favoring ferromagnetic ordering, containing

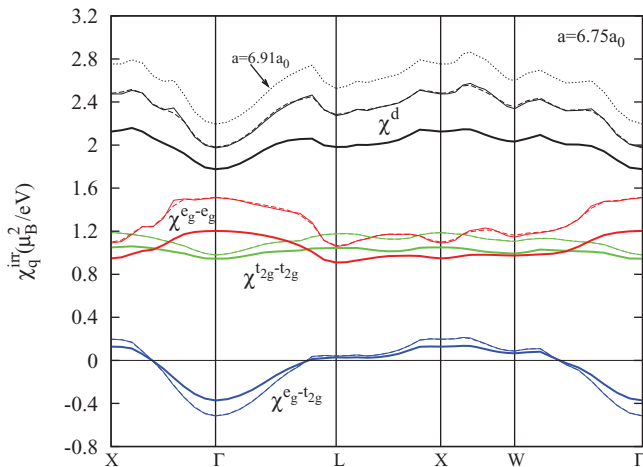


FIG. 8. (Color online) Contributions of different orbitals to magnetic susceptibility calculated along high symmetry directions at $a = 6.75$ a.u. LDA results [see Eq. (6)] are shown by dashed and thin solid lines for $T = 0$ K and $T = 290$ K, respectively. LDA + DMFT data [Eq. (8)] are presented by thick solid lines for $T = 290$ K. Black line corresponds to $\chi_{\mathbf{q}}^{0,d}$. Red, green, and blue lines show $\chi_{\mathbf{q}}^{0,e_g-e_g}$, $\chi_{\mathbf{q}}^{0,t_{2g}-t_{2g}}$, and $\chi_{\mathbf{q}}^{0,e_g-t_{2g}}$, respectively. $\chi_{\mathbf{q}}^{0,d}$ contribution for larger lattice parameter, $a = 6.91$ a.u., and $T = 0$ is shown by thin dotted line.

also features at the nesting wave vectors \mathbf{q}_B and \mathbf{q}_C , discussed in Sec. II, and two smaller peaks in the $\mathbf{q}_X - \mathbf{q}_W$ and $\mathbf{q}_X - \mathbf{q}_L$ directions [$\mathbf{q}_L \equiv (2\pi/a)(1/2,1/2,1/2)$], which seem to occur due to partial nesting between sheets b of the Fermi surface. Note that the momentum dependence of the e_g-e_g contribution is much more strongly affected by the temperature than that of $t_{2g}-t_{2g}$ and $t_{2g}-e_g$, which is due to peculiarities of the e_g band dispersion in the vicinity of the Fermi level, in particular the small size and cubic-corner-like form of the d sheet of the Fermi surface, and also the flatness of the corresponding electronic spectrum along the direction Γ -L. The momentum dependence of the $t_{2g}-t_{2g}$ contribution is weaker and has maxima at wave vectors \mathbf{q}_X and \mathbf{q}_L , which are related to the intraband nesting of the c Fermi surface sheet. The large part of the momentum dependence of susceptibility comes from the e_g-t_{2g} contribution, which, at zero temperature, has a weak maximum approximately in the center of the $\mathbf{q}_X-\mathbf{q}_W$ direction, occurring because of the nesting features of the c and d sheets of the Fermi surface, and negative and large by magnitude in the vicinity of $\mathbf{q} = 0$ point due to the small momentum transfer between the electron-like (mainly t_{2g} -derived) Fermi-surface sheet c and hole-like (mainly e_g -derived) sheet b .

The effects of the electron-electron interaction can be treated within the LDA + DMFT approach. Since, in general, the interaction produces vertex corrections to a single bubble considered above, we neglect, for the sake of simplicity, the frequency dependence of these vertex corrections, introducing the frequency-independent vertex Γ^{irr} , such that

$$(\chi_{\mathbf{q}}^0)^{-1} \rightarrow (\chi_{\mathbf{q}})^{-1} = (\chi_{\mathbf{q}}^{\text{irr}})^{-1} - \Gamma^{\text{irr}},\quad (7)$$

where

$$\chi_{\mathbf{q}}^{\text{irr}} = -\frac{2\mu_B^2}{\beta} \sum_{n,\mathbf{k}} \text{Tr}[\mathcal{G}_{\mathbf{k}}^{\text{DMFT}}(i\omega_n) \mathcal{G}_{\mathbf{k}+\mathbf{q}}^{\text{DMFT}}(i\omega_n)],\quad (8)$$

and

$$[\mathcal{G}_{\mathbf{k}}^{\text{DMFT}}(i\omega_n)]^{-1} = [\mathcal{G}_{\mathbf{k}}^{\text{LDA}}(i\omega_n)]^{-1} - \mathcal{P}_d \Sigma(i\omega_n) \mathcal{P}_d + \delta\mu.\quad (9)$$

$\Sigma(i\omega_n)$ is the DMFT self-energy with subtracted double counting term, \mathcal{P}_d is a projector onto d orbitals, and $\delta\mu$ is a change of the chemical potential in DMFT with respect to the LDA value.

The \mathbf{q} dependence of orbitally resolved contributions in high symmetry directions of the Brillouin zone to the irreducible susceptibility in the LDA + DMFT approach are presented in Fig. 8. One can see that the DMFT self-energy corrections lead to the suppression of irreducible susceptibility, not changing qualitatively its momentum dependence. This agrees with the quasiparticle form of the self-energy at low temperatures.

The increase of temperature up to $T = 1290$ K and the corresponding increase of the lattice parameter to $a = 6.91$ a.u. (corresponding to the thermal expansion, see Ref. 46) smears the local maximum of $\chi_{\mathbf{q}}^{0,e_g-e_g}$ in the $\mathbf{q}_X-\mathbf{q}_W$ direction and makes the corresponding momentum dependence in this direction almost flat (see Fig. 9). The maximum of the $e_g - t_{2g}$ contribution is shifted, together with the maximum of the d -orbital susceptibility to the wave vector \mathbf{q}_X , stabilizing even further the antiferromagnetic fluctuations. The wave

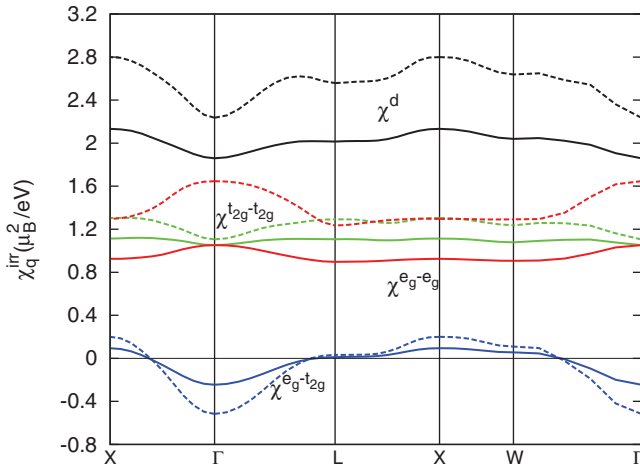


FIG. 9. (Color online) Contributions of different orbitals to irreducible susceptibility calculated according to Eq. (3) (dashed lines) and in LDA + DMFT approach [Eq. (8), solid lines] in high symmetry directions at $T = 1290$ K, $a = 6.91$ a.u. Colorcoding and units repeat the previous picture.

vector \mathbf{q}_X corresponds to the antiferromagnetic structure with alternating orientation of magnetic moments in adjacent layers of the fcc crystal structure. We note that these effects are mainly due to the change of temperature; the lattice parameter yields only small quantitative changes of the momentum dependence of the susceptibility. This result is not changed if one considers the increasing temperature without the account of lattice expansion (not shown in the figure). The flat region implies close competition of the antiferromagnetic fluctuations with the wave vectors along the directions $\mathbf{q}_X - \mathbf{q}_L - \mathbf{q}_K$ [$\mathbf{q}_K \equiv (2\pi/a)(3/4, 3/4, 0)$]. According to the general ideas of spin-fluctuation theory,⁴⁷ the weak momentum dependence of the irreducible susceptibility can be also attributed to the partial presence of local moments.

To get further insight into the interplay of different magnetic fluctuations in γ -iron, we consider the uniform magnetic susceptibility; this susceptibility can give a key for understanding the role of magnetic fluctuations. The uniform magnetic susceptibility $\chi(T)$ in the paramagnetic state of γ -iron was extracted from the LDA + DMFT simulations as a ratio of the induced magnetic moment by a small external magnetic field and the field magnitude.^{44,48} The temperature dependence of $\chi^{-1}(T)$ is presented in Fig. 10. We note the absence of fulfillment of the Curie-Weiss law

$$\chi(T) = \frac{\mu_{CW}^2}{3(T - \theta_{CW})}, \quad (10)$$

up to the highest considered temperatures, in contrast to the local susceptibility, analyzed in Sec. II. The uniform inverse susceptibility $\chi^{-1}(T)$ has a well-pronounced minimum at $T^* \simeq 1000$ K, related to the presence of the peak of the density of states near the Fermi level, as discussed below.

The effective magnetic moment, extracted from the slope of the inverse susceptibility in the temperature region 1200–1550 K, $\mu_{CW} = 5.75\mu_B$, is close to the experimentally observed value, $\mu_{CW} = 7.47\mu_B$ (Refs. 11,12). On the other hand, despite the Curie-Weiss law not being satisfied, roughly estimating the Curie constant from the high-temperature region

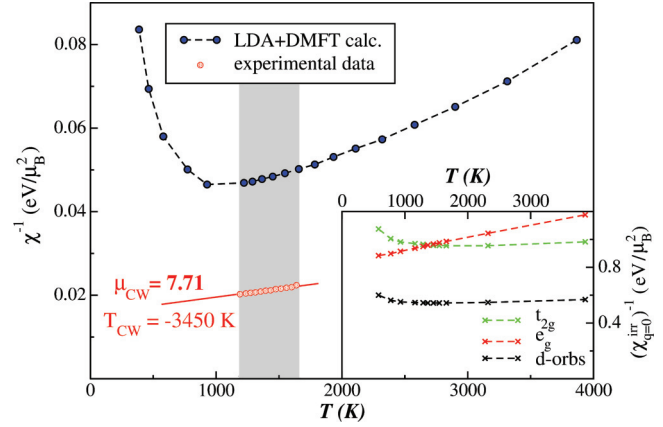


FIG. 10. (Color online) Temperature dependence of the inverse uniform magnetic susceptibility calculated within LDA + DMFT (blue circles) and experimental data (Ref. 11, red circles), red line corresponds to the least-squares fit to Curie-Weiss law. Shadow covers the temperature range of γ -phase existence. Inset shows the inverse total (black) and orbital (red— e_g , green— t_{2g}) contributions to $\chi_{q=0}^{irr}$.

(2500–4000 K) we find a smaller value $\mu_{CW} \approx 4\mu_B$, which is approximately equal to the local moment size $\mu_{loc} \approx 3.8\mu_B$, extracted from the slope of the local susceptibility in Sec. II.

To analyze the role of the peculiarities of the band structure on the nonmonotonous temperature behavior of $\chi(T)$, we calculate $\chi_{q=0}^{irr}(T)$ projected onto pair sets of orbitals as in Eq. (6). The results are shown in Fig. 11 and the inset of the Fig. 10. The overall temperature dependence of $\chi_{q=0}^{irr}(T)$ repeats that of $\chi(T)$, being, however, substantially weaker. The t_{2g} contribution to $\chi_{q=0}^{irr}$ has a maximum at the temperature $T \sim 2000$ K, at which the energy of the thermal fluctuations

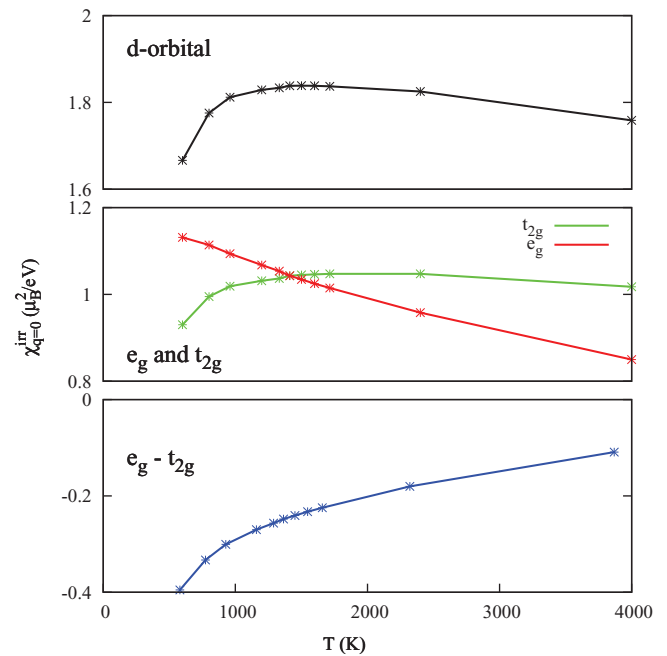


FIG. 11. (Color online) Temperature dependence of $\chi_{q=0}^{irr}$ calculated within LDA + DMFT. Top panel: $\chi_{q=0}^{irr,d}$, middle panel: $\chi_{q=0}^{irr,t_{2g}}$ and $\chi_{q=0}^{irr,e_g}$, bottom panel: $\chi_{q=0}^{irr,e_g-t_{2g}}$. $T = 1290$ K, $a = 6.91$ a.u.

becomes comparable to the distance of the peak of the t_{2g} -projected DOS to the Fermi level, which is about 0.3 eV. The origin of the maximum of $\chi_{\mathbf{q}=0}^{\text{irr},t_{2g}}$ is also similar to that analyzed recently for pnictides.⁴⁴ The e_g - t_{2g} contribution has at $T < 1000$ K the temperature dependence similar to that of t_{2g} contribution but with a negative sign. The contribution of e_g orbitals decreases almost linearly with increasing temperature. This is connected with strong (in comparison to t_{2g} orbitals) correlated character of e_g orbitals. Such a distinct behavior of different orbitals' contributions results in the shift of maximum of total d -orbital irreducible susceptibility to approximately the temperature T^* , making it close to the position of uniform susceptibility maximum. The temperature T^* is approximately equal to the characteristic temperature, discussed in Sec. II, above which the formation of local magnetic moments in γ -iron is expected, explaining naturally a crossover from the Pauli-like to Curie-Weiss-like temperature dependence of the magnetic susceptibility. The ratio of the total uniform susceptibility and irreducible one (Stoner enhancement factor) at $T \sim 1290$ K is about 10. It means that ferromagnetic fluctuations, which occur due to the proximity of the Fermi level to the peak of the density of states are strong in the temperature interval in the vicinity of T^* . Such a large ratio also explains the strong temperature dependence of $\chi(T)$ in comparison to $\chi_{\mathbf{q}=0}^{\text{irr}}(T)$.

To estimate the exchange interactions we perform the mapping of the considered electronic system to the effective Heisenberg model. Due to the presence of different competing magnetic orders we consider a rough way to extract the exchange integrals using the electronic properties in the paramagnetic phase at finite temperature. To this end we compare a momentum dependence of the static magnetic susceptibility $\chi_{\mathbf{q}}$, obtained for the effective Heisenberg model with exchange parameters $J_{\mathbf{q}}$ within the $1/z$ expansion (z is the coordination number),⁴⁹

$$\chi_{\mathbf{q}} = \frac{1}{\chi_{\text{loc}}^{-1} - J_{\mathbf{q}}/(4\mu_{\text{B}}^2)}, \quad (11)$$

with Eq. (7), which yields

$$J_{\mathbf{q}} = -4\mu_{\text{B}}^2 (\chi_{\mathbf{q}}^{\text{irr}})^{-1} + \text{const}. \quad (12)$$

Using the results for $\chi_{\mathbf{q}}^{\text{irr}}$ within the LDA + DMFT method one can obtain the constant in Eq. (12) if one fixes $J_{\mathbf{q}}$ by the condition $\sum_{\mathbf{q}} J_{\mathbf{q}} = 0$. At $T = 1290$ K we obtain $J_{\mathbf{q}=0} = \min_{\mathbf{q}} J_{\mathbf{q}} = -2380$ K and $J_{\mathbf{q}=\mathbf{q}_x} = \max_{\mathbf{q}} J_{\mathbf{q}} = 1172$ K.

IV. CONCLUSION

We have considered the electronic and magnetic properties of paramagnetic γ -iron. The shift of the DOS peak below the Fermi level in γ -iron causes the dramatic difference in the electronic and magnetic properties between α - and γ -iron. The position of this peak is therefore crucial for understanding the magnetic properties, which is similar to the recent study of pnictides.⁴⁴

The account of the correlation effects in γ -iron allows one to conclude that the effective local moments are formed in this material at sufficiently large temperature $T > 1000$ K with $\mu_{\text{loc}} \approx 3.8\mu_{\text{B}}$. The corresponding inverse local susceptibility

χ_{loc}^{-1} has, however, apart from the T -linear term also constant contribution, providing a strong temperature dependence of the effective local moment $\mu_{\text{eff}} = \sqrt{3T\chi_{\text{loc}}}$, which in the temperature range 1200–1400 K is approximately $3\mu_{\text{B}}$. At lower temperatures γ -iron is found to be better described in terms of the itinerant picture.

The antiferromagnetism of γ -iron can be understood as occurring due to band-structure features (nesting of some sheets of the Fermi surface, connecting e_g - e_g and e_g - t_{2g} states). The obtained antiferromagnetic state with the wave vector close to $(2\pi/a)(1,0,0)$ is found to compete strongly with the other incommensurate spin-density wave instabilities. The observed tendency to the magnetic frustration can explain the small Néel temperature of γ -iron.

The application of the obtained results for explaining the α - γ structural transition in iron and the properties of some iron alloys with fcc structure is of further importance.

ACKNOWLEDGMENTS

The authors are grateful to Yu. N. Gornostyrev, A. V. Korolev, A. N. Ignatenko, and I. V. Leonov for useful discussions. This work was supported by the Russian Foundation for Basic Research (Projects No. 13-02-00050, No. 13-03-00641, No. 12-02-91371-CT a, No. 12-02-31207, No. 11-02-00931-a, No. 11-02-00937-a, No. 12-02-31510-mol-a, and No. 10-02-91003-ANFa; the fund of the President of the Russian Federation for the support of scientific schools NSH-6172.2012.2; the Programs of the Russian Academy of Science: “Quantum microphysics of condensed matter” (Projects No. 12-P-2-1017, No. 12-P-2-1041, and No. 12-CD-2); “Strongly correlated electrons in solids and structures” (Project No. 12-T-2-1001); the Ministry of Education and Science of Russia Grants No. 12.740.11.0026 and No. 14.A18.21.0076; and the Program of “Dynasty” foundation. Calculations were performed using the “Uran” supercomputer of IMM UB RAS.

APPENDIX: RELATION BETWEEN $\langle S^2 \rangle$ AND THE DAMPING δ OF LOCAL MOMENTS

In this Appendix we consider the contribution of the low-frequency part of the local susceptibility (which is presumably responsible for the contribution of localized degrees of freedom), described by Eq. (2), to the instantaneous local moment. Performing analytical continuation of Eq. (2) to the imaginary frequency axis with the subsequent summation over Matsubara frequencies, we obtain

$$\begin{aligned} \langle (S^z)^2 \rangle &= T \sum_{i\omega_n} \chi_{\text{loc}}(i\omega_n) \\ &= \frac{\mu_{\text{eff}}^2}{3} \sum_{\omega_n} \frac{\delta}{|\omega_n| + \delta} \\ &= \frac{\mu_{\text{eff}}^2}{3} \left\{ 1 + \frac{\delta}{\pi T} \left[\psi(n_m) - \psi\left(1 + \frac{\delta}{2\pi T}\right) \right] \right\} \\ &\simeq \frac{\mu_{\text{eff}}^2}{3} \left[1 + \frac{\delta}{\pi T} \log(n_m) \right], \end{aligned} \quad (A1)$$

where $n_m \sim I/(2\pi T)$ is the largest frequency number, to which the behavior of Eq. (2) extends, and ψ is the digamma

function. It can be also estimated, that the high-energy part of the susceptibility yields only subleading contribution $O[\delta/(\pi T)]$ to Eq. (A1). In Eq. (A1) we can distinguish two regimes. First, if $\delta \ll \pi T$, we find $\langle (S^z)^2 \rangle \simeq \mu_{\text{eff}}^2/3$, i.e., the instantaneous local moment and the effective moment,

extracted from the Curie law for local susceptibility are close to each other. This is identified with the (sufficiently long-living) local moment regime in the main text. On the other hand, for $\delta \gtrsim \pi T$ we find $\langle (S^z)^2 \rangle \gg \mu_{\text{eff}}^2/3$, which corresponds to the itinerant regime.

- ¹Z. S. Basinski, W. Hume-Rothery, and A. L. Sutton, *Proc. R. Soc. London A* **229**, 459 (1955).
- ²*Constitution of Binary Alloys*, edited by M. Hansen, (McGraw-Hill, New York, 1958).
- ³J. Donohue, *The Structure of the Elements* (Wiley & Sons, New York, 1974).
- ⁴R. Kohlhaas, P. Dunner, and N. Schmitz-Pranghle, *Z. Angew. Phys.* **23**, 245 (1967).
- ⁵S. V. Okatov, A. R. Kuznetsov, Yu. N. Gornostyrev, V. N. Urtsev, and M. I. Katsnelson, *Phys. Rev. B* **79**, 094111 (2009).
- ⁶I. Leonov, A. I. Poteryaev, V. I. Anisimov, and D. Vollhardt, *Phys. Rev. Lett.* **106**, 106405 (2011).
- ⁷I. Leonov, A. I. Poteryaev, V. I. Anisimov, and D. Vollhardt, *Phys. Rev. B* **85**, 020401 (2012).
- ⁸F. Körmann, A. Dick, B. Grabowski, T. Hickel, and J. Neugebauer, *Phys. Rev. B* **85**, 125104 (2012).
- ⁹A. A. Katanin, A. I. Poteryaev, A. V. Efremov, A. O. Shorikov, S. L. Skornyakov, M. A. Korotin, and V. I. Anisimov, *Phys. Rev. B* **81**, 045117 (2010).
- ¹⁰G. Borghi, M. Fabrizio, and E. Tosatti, arXiv:1307.5738.
- ¹¹S. Arajs and D. S. Miller, *J. Appl. Phys.* **31**, 986 (1960).
- ¹²M. C. Gao, T. A. Bennett, A. D. Rollett, and D. E. Laughlin, *J. Phys. D: Appl. Phys.* **39**, 2890 (2006).
- ¹³S. C. Abrahams, L. Guttman, and J. S. Kasper, *Phys. Rev.* **127**, 2052 (1962).
- ¹⁴U. Gonser, C. J. Meechan, A. H. Muir, and H. Wiedersich, *J. Appl. Phys.* **34**, 2373 (1963).
- ¹⁵G. J. Johanson, M. B. McGirr, and D. A. Wheeler, *Phys. Rev. B* **1**, 3208 (1970).
- ¹⁶C. M. Liu and R. Ingalls, *J. Appl. Phys.* **50**, 1751 (1979).
- ¹⁷Y. Tsunoda, *J. Phys.: Condens. Matter* **1**, 10427 (1989).
- ¹⁸T. Naono and Y. Tsunoda, *J. Phys.: Condens. Matter* **16**, 7723 (2004).
- ¹⁹Y. Tsunoda, N. Kunitomi, Y. Tsunoda, and N. Kunitomi, *J. Phys. F* **18**, 1405 (1988).
- ²⁰Y. Tsunoda, N. Kunitomi, and R. M. Nicklow, *J. Phys. F* **17**, 2447 (1987).
- ²¹K. P. Gupta, C. H. Cheng, and P. Beck, *J. Chem Solids* **25**, 73 (1964).
- ²²O. N. Mryasov, A. I. Liechtenstein, L. M. Sandratskii, and V. A. Gubanov, *J. Phys.: Condens. Matter* **3**, 7683 (1991).
- ²³M. Uhl, L. M. Sandratskii, and J. Kübler, *J. Magn. Magn. Mater.* **103**, 314 (1992).
- ²⁴P. James, O. Eriksson, B. Johansson, and I. A. Abrikosov, *Phys. Rev. B* **59**, 419 (1999).
- ²⁵V. P. Antropov, M. I. Katsnelson, M. van Schilfgaarde, and B. N. Harmon, *Phys. Rev. Lett.* **75**, 729 (1995); V. P. Antropov, M. I. Katsnelson, B. N. Harmon, M. van Schilfgaarde, and D. Kusnezov, *Phys. Rev. B* **54**, 1019 (1996).
- ²⁶M. Körling and J. Ergon, *Phys. Rev. B* **54**, R8293 (1996).
- ²⁷K. Knöpfle, L. M. Sandratskii, and J. Kübler, *Phys. Rev. B* **62**, 5564 (2000).
- ²⁸E. Sjöstedt and L. Nordström, *Phys. Rev. B* **66**, 014447 (2002).
- ²⁹I. A. Abrikosov, A. E. Kissavos, F. Liot, B. Alling, S. I. Simak, O. Peil, and A. V. Ruban, *Phys. Rev. B* **76**, 014434 (2007).
- ³⁰S. V. Okatov, Yu. N. Gornostyrev, A. I. Lichtenstein, and M. I. Katsnelson, *Phys. Rev. B* **84**, 214422 (2011).
- ³¹A. V. Ruban, M. I. Katsnelson, W. Olovsson, S. I. Simak, and I. A. Abrikosov, *Phys. Rev. B* **71**, 054402 (2005).
- ³²S. Shallcross, A. E. Kissavos, S. Sharma, and V. Meded, *Phys. Rev. B* **73**, 104443 (2006).
- ³³L. V. Pourovskii, T. Miyake, S. I. Simak, A. V. Ruban, L. Dubrovinsky, and I. A. Abrikosov, *Phys. Rev. B* **87**, 115130 (2013).
- ³⁴R. O. Jones and O. Gunnarsson, *Rev. Mod. Phys.* **61**, 689 (1989).
- ³⁵O. K. Andersen and O. Jepsen, *Phys. Rev. Lett.* **53**, 2571 (1984).
- ³⁶U. von Barth and L. Hedin, *J. Phys. C* **5**, 1629 (1972).
- ³⁷S. V. Vonsovskii, M. I. Katsnelson, and A. V. Trefilov, *Fiz. Met. Metalloved.* **76**(3), 3 (1993) [*Phys. Metals Metallogr.* **76**, 247 (1993)]; *Fiz. Met. Metalloved.* **76**(4), 3 (1993) [*Phys. Metals Metallogr.* **76**, 343 (1993)].
- ³⁸R. Maglic, *Phys. Rev. Lett.* **31**, 546 (1973).
- ³⁹V. I. Anisimov, D. E. Kondakov, A. V. Kozhevnikov, I. A. Nekrasov, Z. V. Pchelkina, J. W. Allen, S.-K. Mo, H.-D. Kim, P. Metcalf, S. Suga, A. Sekiyama, G. Keller, I. Leonov, X. Ren, and D. Vollhardt, *Phys. Rev. B* **71**, 125119 (2005).
- ⁴⁰F. Lechermann, A. Georges, A. Poteryaev, S. Biermann, M. Posternak, A. Yamasaki, and O. K. Andersen, *Phys. Rev. B* **74**, 125120 (2006).
- ⁴¹A. I. Lichtenstein, M. I. Katsnelson, and G. Kotliar, *Phys. Rev. Lett.* **87**, 067205 (2001).
- ⁴²J. E. Hirsch and R. M. Fye, *Phys. Rev. Lett.* **56**, 2521 (1986).
- ⁴³A. W. Sandvik, *Phys. Rev. B* **57**, 10287 (1998).
- ⁴⁴S. L. Skornyakov, A. A. Katanin, and V. I. Anisimov, *Phys. Rev. Lett.* **106**, 047007 (2011); S. L. Skornyakov, V. I. Anisimov, and D. Vollhardt, *Phys. Rev. B* **86**, 125124 (2012).
- ⁴⁵K. Hirai, *J. Phys. Soc. Jpn.* **58**, 4288 (1989).
- ⁴⁶F. J. Pinski, J. Staunton, B. L. Gyorffy, D. D. Johnson, and G. M. Stocks, *Phys. Rev. Lett.* **56**, 2096 (1986).
- ⁴⁷T. Moriya, *Spin Fluctuations in Itinerant Magnets* (Springer-Verlag, Berlin, 1985).
- ⁴⁸A. S. Belozerov, M. A. Korotin, V. I. Anisimov, and A. I. Poteryaev, *Phys. Rev. B* **85**, 045109 (2012).
- ⁴⁹Yu. A. Izyumov, F. A. Kassan-Ogly, and Yu. N. Skryabin, *Field Methods in the Theory of Ferromagnetism* [in Russian], (Nauka, Moscow, 1974); Yu. A. Izyumov and Yu. N. Skryabin, *Statistical Mechanics of Magnetically Ordered Substances* (Consultants Bureau, New York, 1988).