

Spin susceptibility in the superconducting state of the ferromagnetic superconductor UCoGe

T. Hattori,* K. Karube, Y. Ihara,† and K. Ishida

Department of Physics, Graduate School of Science, Kyoto University, Kyoto 606-8502, Japan

K. Deguchi and N. K. Sato

Department of Physics, Graduate School of Science, Nagoya University, Nagoya 464-8602, Japan

T. Yamamura

Institute for Materials Research, Tohoku University, Sendai 980-8577, Japan

(Received 25 June 2013; revised manuscript received 19 August 2013; published 30 August 2013)

In order to determine the superconducting pairing state in the ferromagnetic superconductor UCoGe, the ^{59}Co NMR Knight shift, which is directly related to the microscopic spin susceptibility, was measured in the superconducting state under magnetic fields perpendicular to the spontaneous magnetization axis $^{59}\text{K}^{a,b}$. $^{59}\text{K}^{a,b}$ shows to be almost constant, but does not decrease below a superconducting transition. These behaviors as well as the invariance of the internal field at the Co site in the superconducting state exclude the spin-singlet pairing, and can be interpreted with the equal-spin pairing state with a large exchange field along the c axis, which was studied by Mineev [Phys. Rev. B **81**, 180504 (2010)].

DOI: 10.1103/PhysRevB.88.085127

PACS number(s): 71.27.+a, 74.25.nj, 74.70.Tx, 75.30.Gw

I. INTRODUCTION

The discovery of superconductivity in itinerant ferromagnets has had a great impact on the community for studying superconductivity¹⁻⁴ since they are considered as the most promising candidate of a spin-triplet superconductor. The intimate relationship between ferromagnetic (FM) fluctuations and superconductivity in UCoGe⁵ is a strong experimental suggestion of spin-triplet superconductivity. In an itinerant FM superconductor with the presence of a large energy splitting between the majority and minority spin Fermi surfaces, exotic spin-triplet superconductivity is anticipated from a theoretical point of view⁶ in which pairing is between parallel spins within each spin Fermi surface. Since spin-triplet superconductivity possesses multiple internal degrees of freedom, the identification of the spin state is a first step in understanding the spin-triplet superconductors.

Spin susceptibility of the spin-triplet superconductor with equal spin ($|\uparrow\uparrow\rangle$ or $|\downarrow\downarrow\rangle$) pairing along the spin-quantization axis keeps its normal state value if the spin-quantization axis follows the external-field direction. On the other hand, in the presence of the strong spin-orbit interaction fixing the mutual orientation of the spin-quantization axis and the crystalline symmetry direction, spin susceptibility shows anisotropic behavior: Spin susceptibility parallel to the spin-quantization axis is unchanged, but spin susceptibility perpendicular to the axis vanishes at $T = 0$. In uranium compounds, spin-orbit interaction is expected to be large since the magnetic anisotropy in the normal state is quite strong. To detect the variation of the spin susceptibility related to the superconducting (SC) pairing, the Knight-shift measurement is one of a few experimental techniques to probe the spin susceptibility in the SC state since the Knight shift measures the hyperfine field at the nuclear site produced by electrons.

Here we report on Knight-shift measurements in the SC state of a FM superconductor. We measured the ^{59}Co Knight shift (^{59}K) in the FM superconductor UCoGe. Studies of the SC upper critical field (H_{c2}) and its angle dependence along each

crystalline axis revealed remarkable enigmatic behavior:^{7,8} Superconductivity survives far beyond the Pauli-limiting field along the a and b axis, whereas H_{c2} along the magnetic easy axis (c axis) is as small as 0.5 T. Since the NMR linewidth along the c axis is so broad, and H_{c2} along the c axis is so small that we could not detect the ^{59}Co NMR signal for $H\parallel c$ in the SC state, we focus on the ^{59}Co Knight-shift measurements for $H\parallel a$ and b .

II. EXPERIMENT

The single crystalline UCoGe was utilized for the measurement, which is the same sample reported previously.^{5,9} The sample showed a large residual resistivity ratio (RRR) of approximately 30 along the b axis. The FM transition temperature was evaluated to be 2.55 K from the Arrot plots, and the midpoint SC transition temperatures were determined from ac susceptibility as 0.57 K. Clear anomalies in the specific heat were observed at T_{Curie} and T_{SC} , indicating that two anomalies are the bulk transitions. Microscopic measurements have shown the occurrence of superconductivity in the FM region of the sample, indicating homogeneous coexistence of ferromagnetism and superconductivity.^{9,10} The NQR measurements on the present single-crystal sample indicates that nearly half the region of the sample is in the SC state, but the remaining region is non-SC, although the whole region is in the FM state above T_{SC} .⁹ Here we stress that the non-SC region remaining below T_{SC} seems intrinsic in the FM superconductors since the clear relationship between the spontaneous moments and the non-SC fraction was observed.¹¹

The angle-dependent NMR measurements were performed using a split-coil SC magnet with a single-axis rotator. For the measurement at low temperatures, the ^3He - ^4He dilution refrigerator, in which the sample was mounted, was rotated against the split-coil SC magnet, and the single-crystal sample was immersed in a ^3He - ^4He mixture to avoid rf heating for the

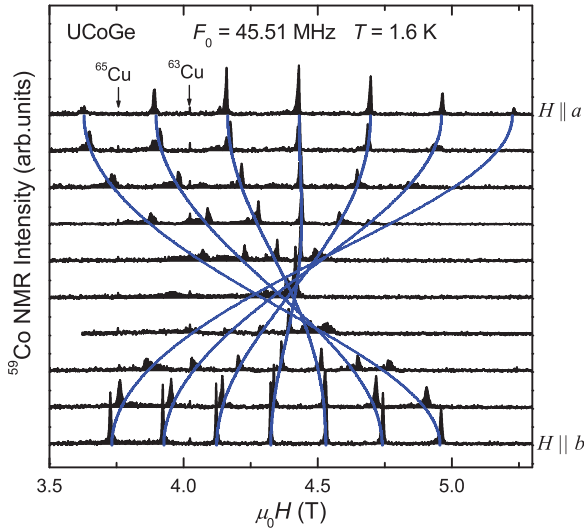


FIG. 1. (Color online) Field-swept NMR spectra measured by using the dilution refrigerator with fields rotated in the ab plane at $T = 1.6$ K, with the simulated locus of NMR peaks (7 line).

NMR measurements. The angle-dependent ^{59}Co NMR spectra obtained in the ab plane with the dilution refrigerator are shown in Fig. 1. Peak magnetic fields in each NMR spectrum are extracted by solving the secular equations of

$$\mathcal{H} = \mathcal{H}_Z + \mathcal{H}_Q = \gamma_n \hbar (1 + \mathbf{K}) \mathbf{I} \cdot \mathbf{H} + \frac{\hbar \nu_Q}{6} \left\{ (3I_z^2 - I^2) + \frac{1}{2} \eta (I_+^2 + I_-^2) \right\}. \quad (1)$$

Here \mathcal{H}_Z and \mathcal{H}_Q are the Zeeman and electric quadrupole Hamiltonians, \mathbf{K} and \mathbf{H} are the Knight-shift tensor and external-field vector, and ν_Q and η are the electric quadrupole frequency and asymmetric parameter. Since the ν_Q , η and the direction of the principal axis of \mathbf{I} to the crystal axis are already determined with the previous NQR/NMR measurements, respectively,^{9,12} we can estimate the field direction to the crystal axis from the NMR peak locus. The satisfaction with the simulation of the peak locus in Fig. 1 represents the fine tuning of the field angle: The misalignment is estimated to be less than 2 deg. ^{59}Co K shown below were obtained from the central or satellite ^{59}Co peaks.

The occurrence of superconductivity under zero and magnetic fields was monitored by the measurement of the Meissner signal with the NMR coil in the same condition of the ^{59}Co K measurement. Temperature dependence of the SC Meissner signal was measured with high frequency (f_{req}) ac magnetic susceptibility measurements by observing the tuning frequency of the NMR circuit near 20 MHz. When the single-crystal UCoGe undergoes a SC transition, χ_{bulk} becomes negative due to the Meissner effect and thus f_{req} increases in the SC state.

III. RESULT AND DISCUSSION

Figure 2 shows the temperature dependence of ^{59}Co K for $\mu_0 H \parallel a, b \sim 2$ T. In the figure we connect ^{59}Co K measured with the dilution refrigerator to ^{59}Co K in a high temperature region. ^{59}Co K for $H \parallel a$ and b in the high temperature region

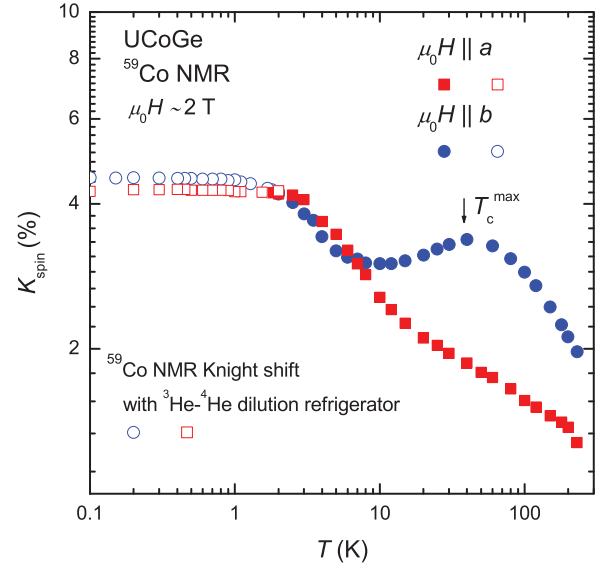


FIG. 2. (Color online) Temperature dependence of the Knight shift (K) measured in fields along the a and b axis under ~ 2 T. The outline shape under $T = 2$ K represents the result using the dilution refrigerator and the absolute value is slightly shifted to the ^{59}Co K in the high temperature region.

is nicely scaled to the bulk susceptibility χ measured for $H \parallel a$ and b , as displayed in the previous paper.¹³ The slope of the relation is positive and is nearly the same in three directions, indicating that the ^{59}Co nuclear spins are largely affected by the U-5 f electronic spins through the hybridization between U-5 f and Co-4 s orbitals. ^{59}Co K for $H \parallel b$ shows a broad maximum around 40 K. It was reported recently that a similar peak was observed in χ for $H \parallel b$ at $T_c^{\text{max}} \sim 37.5$ K, and that the slope of magnetization $M(H)$ for $H \parallel b$ shows a significant enhancement at $\mu_0 H_M^{\text{kin}} = 46 \pm 2$ T.¹⁴ Such a metamagneticlike behavior has been reported in various heavy-fermion (HF) compounds. It is noteworthy that similar T_c^{max} and $\mu_0 H_M^{\text{kin}}$ for $H \parallel b$ were reported to be 10 K and 12 T,^{14–16} respectively, in URhGe, and the ratio of $\mu_0 H_M^{\text{kin}}/T_c^{\text{max}}$ is nearly the same between the two compounds. In addition, since the resistivity along the c axis turns out to be metallic below around T_c^{max} ,⁵ the metamagnetic energy scale is regarded as a characteristic energy of the HF state in UCoGe.

Now we move on to the detail of ^{59}Co K in the SC state. Figure 3 shows the temperature dependence of ^{59}Co K and the Meissner signal below 1 K, measured under various fields. In Fig. 3 the deviation from ^{59}Co K at $T = 1$ K [$\Delta K \equiv K - K(1\text{K})$] is shown, since it was found from the NQR measurement⁹ that the whole region of the same sample is in the FM state below 1 K. In the normal state, ΔK increases with decreasing temperature, following the development of the FM moments. At $\mu_0 H = 1$ T for $H \parallel a$ and $\mu_0 H = 0.5$ T for $H \parallel b$, the increase of ^{59}Co K gets dull or saturates around the temperature below which the Meissner signal appears (vertical line), resulting in the derivation from the extrapolation of K to $T = 0$ K as shown in Fig. 3. The extrapolation of K is determined from the linear fit on K from 1 K to T_{SC} , and would give the upper limit of K at $T = 0$ K. Therefore, the derivation from the extrapolation of K , $\delta K^{a,b}$ (less than 0.05%) is the

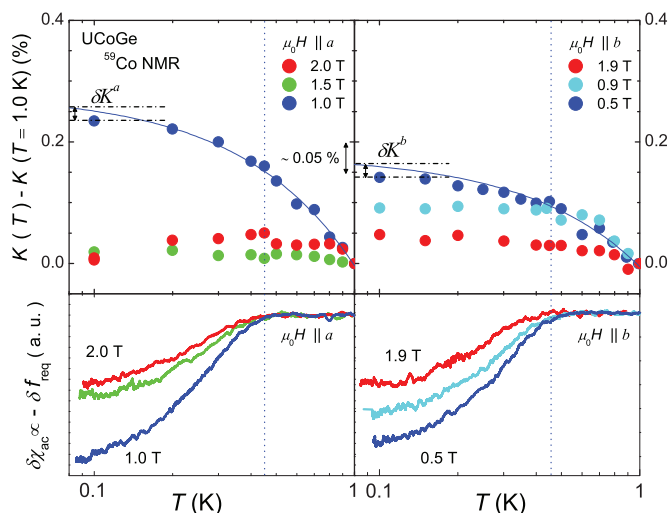


FIG. 3. (Color online) Temperature dependence of the ^{59}Co NMR Knight shift and the Meissner signal for $H\parallel a, b$ below 1 K. The change from the value at 1 K is represented. The blue line in the top two figures is an extrapolation of the linear fit between T_{SC} and 1 K.

maximum value of the suppression of K due to the occurrence of superconductivity.

The tiny presence or absence of the ^{59}Co K suppression below T_{SC} excludes the spin-singlet pairing, since appreciable decrease of the order of 10^{-1} to 0% is expected in the spin-singlet pairing. However, the tiny presence or absence of the ^{59}Co K suppression also seems to be incompatible with the equal spin-pairing state with the spin direction parallel to the c axis, since spin susceptibility along the a and b axis should decrease below T_{SC} in this case. There is, however, a spontaneous magnetization (M_c) in the FM superconductor, which splits the up-spin and down-spin bands significantly. Recently, Mineev studied the equal spin-pairing state with a spin-quantization axis parallel to the direction of M_c , which is induced by the itinerant ferromagnet band splitting, and gave the microscopic derivation of the paramagnetic susceptibility in FM superconductors for the field perpendicular to M_c .¹⁷ In his model, the normal-state susceptibility perpendicular to M_c , χ_{\perp}^n is expressed with the numbers of electrons in the spin-up and spin-down band $N_{\uparrow, \downarrow}$ as

$$\chi_{\perp}^n = \mu_B \frac{N_{\uparrow} - N_{\downarrow}}{h},$$

where h is the exchange field acting on the electron spins along M_c . Thus, the susceptibility related to the SC pairs originates from the electrons filling of the momentum-space shell between the Fermi surfaces of the spin-up and spin-down bands, and the SC transition changes the Fermi distribution of the electrons only over energies close to the Fermi surfaces within an order Δ . Thus, the suppression of the perpendicular component of the spin susceptibility at $T = 0$ due to the spin-triplet pairing is calculated as

$$\delta\chi_{\perp} \equiv \chi_{\perp}^s(T=0) - \chi_{\perp}^n(0) = -a\chi_{\perp}^n \frac{\Delta^2}{(\mu_B h)^2} \ln \frac{\mu_B h}{|\Delta|},$$

where $|\Delta|$ is the characteristic quantity of the gap amplitudes and a is a numerical constant.¹⁷ To estimate the suppression of the spin susceptibility, we need to know the value of

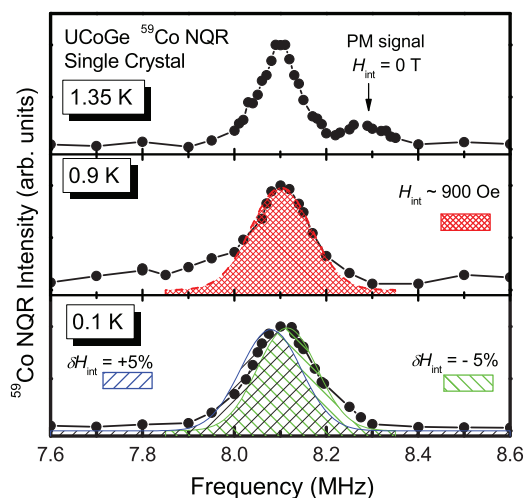


FIG. 4. (Color online) ^{59}Co NQR spectra from the $\pm 5/2 \leftrightarrow \pm 7/2$ transitions measured at 1.35 and 0.9 K ($< T_{\text{Curie}}$), and 0.1 K ($< T_{\text{SC}}$).⁹ In the NQR spectrum at 1.35 K, a small paramagnetic (PM)-state signal is observed with the main FM-state signal. In the NQR spectrum at 0.9 K, the PM-state signal is not observed and the calculated NQR spectrum with $H_{\text{int}} \sim 900$ Oe and the Gaussian distribution is shown by the red hatch. In the NQR spectrum at 0.1 K, the calculated NQR spectra with δH_{int} is $\pm 5\%$ H_{int} are shown for the estimation of possible change of H_{int} .

the exchange field along the c axis h . Quite recently the magnetization $M(H)$ of UCoGe was measured at 1.5 K up to 60 T, and the data indicates that $M(H)$ along the c axis is roughly denoted as

$$M_c(H) \sim \left(\frac{\partial M_c}{\partial H} \right) H + M_c(0),$$

with $\left(\frac{\partial M_c}{\partial H} \right)$ nearly constant ($0.02 \mu_B \text{T}^{-1}$) in the H range from 5 to 15 T.¹⁴ If we assume this relation and use the magnetization value at zero external field $M_c \sim 0.07 \mu_B$, the exchange field along the c axis h is estimated to be $0.07 (\mu_B) / 0.02 (\mu_B \text{T}^{-1}) = 3.5$ T. It should be noted that the estimated h is a minimum field, since h can become larger by the electron correlation effect. Adopting the estimated h , $|\Delta|/k_B \sim T_{\text{SC}} = 0.6$ K and $a \sim 1$, the suppression $\delta\chi_{\perp}/\chi_{\perp}^n$ is estimated to be ≤ 0.06 , which should be compared with the experimental results.

As reported in the previous paper, the NQR measurement on the present single-crystal sample indicates nearly half fraction in the non-SC state. Thus the suppression ratio of the ^{59}Co K ascribed to superconductivity is roughly estimated as $\delta K^{a,b}/K^{a,b} \sim 0.05\% / (4\% \times 0.5) = 0.025$, which is in rough agreement with the crude estimation based on the spin-triplet pairing. It is, however, difficult to insist that there is actually a small decrease or kink because this estimated value is so small, almost comparable with the experimental error of the order $10^{-2}\%$.

In the present measurements we could not measure ^{59}Co K for $H\parallel c$ in the SC state as mentioned above. We reported, however, from the NQR measurements that the internal field at the Co site H_{int} is unchanged passing through T_{SC} (Fig. 4),⁹ indicative of the invariance of the spontaneous moment in the SC state, since H_{int} arises from the spontaneous ordered moment M_c

with the relation of $H_{\text{int}} \propto M_c$. From the simulation of the NQR spectrum at 0.1 K shown in Fig. 4, the change of the internal field below T_{SC} normalized with the internal field above T_{SC} ($\delta H_{\text{int}}/H_{\text{int}}^n = |H_{\text{int}}^s - H_{\text{int}}^n|/H_{\text{int}}^n$) is less than $\pm 5\%$ if any. The absence of a large decrease of internal field is also reported by μSR experiment.¹⁰ Mineev calculated M_c in the SC state (M_c^s), and the difference from its normal state value ($\delta M_c = M_c^s - M_c^n$) is expressed as

$$\delta M_c = M_c^n \frac{(D'_{\uparrow} |\Delta_{\uparrow}|^2 - D'_{\downarrow} |\Delta_{\downarrow}|^2)}{N_{\uparrow} - N_{\downarrow}} \ln \frac{\epsilon_F}{T_{\text{SC}}}.$$

$D_{\uparrow\text{or}\downarrow}$ is the density of states at the Fermi level for the spin-up and spin-down bands, respectively, and $D'_{\uparrow\text{or}\downarrow}$ is the energy derivatives of them.¹⁷ If we assume $|\Delta_{\uparrow}| \sim |\Delta_{\downarrow}|$ and $D'_{\uparrow\downarrow} \sim D_{\uparrow\downarrow}/\epsilon_F \sim N_{\uparrow\downarrow}/\epsilon_F^2$ for order estimation, $\delta M_c^s/M_c^n \sim |\Delta|^2/\epsilon_F^2 \ln(\epsilon_F/T_{\text{SC}}) \sim 10^{-3}$ is evaluated. Here we take $\epsilon_F/k_B \sim 40$ K, which is a characteristic temperature of U-5f moments. Although the very small decrease in H_{int} estimated by Mineev's theory is undetectable with the resolution of the present NQR experiment, the absence of appreciable change in the SC state can be interpreted by the triplet-pairing scenario consistently.

Finally, we point out the similarity between FM superconductors with the Ising anisotropy along the c axis and an inversion-symmetry breaking superconductor along the c axis. In the latter superconductor, e.g., CeIrSi₃, two Fermi surfaces are split with momentum \mathbf{k} dependence due to the strong antisymmetric spin-orbit coupling effect originating from the Rashba-type interaction, which is proportional to an antisymmetric potential gradient ∇V ($\parallel c$). In this case, spins on each Fermi surface are parallel to $\mathbf{k} \times \nabla V$, which lie in the ab plane. The spin susceptibility in the SC state χ_s^{SC} was theoretically shown to be unchanged in $\mathbf{H} \parallel c$, but to decrease in $\mathbf{H} \perp c$ with dependency on the strength of the spin-orbit interaction, when the Rashba-type interaction is sufficiently larger than the SC gap. The spin-susceptibility behavior in the SC state on CeIrSi₃ was actually measured with the ²⁷Si NMR Knight shift,¹⁸ and is in good agreement with the

theoretical prediction. We point out that the almost constant Knight shift on UCoGe in $\mathbf{H} \perp c$ is similar to that on the noncentrosymmetric superconductor in $\mathbf{H} \parallel c$, since the Fermi-surface splitting is larger than the SC gap and \mathbf{H} is applied perpendicular to the spin component in both superconductors. It is noteworthy that the field direction perpendicular to the spin component largely exceeds the Pauli limiting field in two superconductors. This also suggests that the change of spin susceptibility below T_{SC} is small or absent.

IV. SUMMARY

In conclusion, we measured the ⁵⁹Co Knight shift for $\mathbf{H} \parallel a$ and b in the SC state on the FM superconductor UCoGe, and found the almost constant behavior below T_{SC} in the ⁵⁹Co Knight shift. The observed Knight-shift results as well as unchanged spontaneous moments in the SC state exclude the spin-singlet pairing, and can be reasonably interpreted with the spin triplet with a band splitting scenario where equal spin pairs with a spin quantization axis parallel to the direction of spontaneous magnetization and the band splitting energy is larger than the SC gap energy.

ACKNOWLEDGMENTS

The authors thank S. Yonezawa and Y. Maeno for experimental support and valuable discussions, and Y. Tada, S. Fujimoto, A. de Visser, D. Aoki, and J. Flouquet for valuable discussions. This work was partially supported by Kyoto University LTM center, Yukawa Institute, the ‘‘Heavy Electrons’’ Grant-in-Aid for Scientific Research on Innovative Areas (No. 20102006 and No. 23244075) from The Ministry of Education, Culture, Sports, Science, and Technology (MEXT) of Japan, a Grant-in-Aid for the Global COE Program ‘‘The Next Generation of Physics, Spun from Universality and Emergence’’ from MEXT of Japan, a grant-in-aid for Scientific Research from Japan Society for Promotion of Science (JSPS), KAKENHI (S) (No. 20224015).

*t.hattori@sphys.kyoto-u.ac.jp

†Present address: Department of Physics, Graduate School of Science, Hokkaido University, Sapporo 060-0810, Japan.

¹S. S. Saxena, P. Agarwal, K. Ahilan, F. M. Grosche, R. K. W. Haselwimmer, M. J. Steiner, E. Pugh, I. R. Walker, S. R. Julian, P. Monthoux *et al.*, *Nature (London)* **406**, 587 (2000).

²D. Aoki, A. Huxley, E. Ressouche, D. Braithwaite, J. Flouquet, J. Brison, E. Lhotel, and C. Paulsen, *Nature (London)* **413**, 613 (2001).

³T. Akazawa, H. Hidaka, T. Fujiwara, T. C. Kobayashi, E. Yamamoto, Y. Haga, R. Settai, and Y. Ōnuki, *J. Phys.: Condens. Matter* **16**, L29 (2004).

⁴N. T. Huy, A. Gasparini, D. E. de Nijs, Y. Huang, J. C. P. Klaasse, T. Gortenmulder, A. de Visser, A. Hamann, T. Görlach, and H. v. Löhneysen, *Phys. Rev. Lett.* **99**, 067006 (2007).

⁵T. Hattori, Y. Ihara, Y. Nakai, K. Ishida, Y. Tada, S. Fujimoto, N. Kawakami, E. Osaki, K. Deguchi, N. K. Sato *et al.*, *Phys. Rev. Lett.* **108**, 066403 (2012).

⁶D. Fay and J. Appel, *Phys. Rev. B* **22**, 3173 (1980).

⁷N. T. Huy, D. E. de Nijs, Y. K. Huang, and A. de Visser, *Phys. Rev. Lett.* **100**, 077002 (2008).

⁸D. Aoki, T. D. Matsuda, V. Taufour, E. Hassinger, G. Knebel, and J. Flouquet, *J. Phys. Soc. Jpn.* **78**, 113709 (2009).

⁹T. Ohta, T. Hattori, K. Ishida, Y. Nakai, E. Osaki, K. Deguchi, N. K. Sato, and I. Satoh, *J. Phys. Soc. Jpn.* **79**, 023707 (2010).

¹⁰A. de Visser, N. T. Huy, A. Gasparini, D. E. de Nijs, D. Andreica, C. Baines, and A. Amato, *Phys. Rev. Lett.* **102**, 167003 (2009).

¹¹D. Aoki, T. D. Matsuda, F. Hardy, C. Meingast, V. Taufour, E. Hassinger, I. Sheikin, C. Paulsen, G. Knebel, H. Kotegawa *et al.*, *J. Phys. Soc. Jpn.* **80**, SA008 (2011).

¹²T. Hattori, Y. Ihara, K. Ishida, Y. Nakai, E. Osaki, K. Deguchi, N. K. Sato, and I. Satoh, *J. Phys. Soc. Jpn. Suppl.* **80**, SA077 (2011).

¹³Y. Ihara, T. Hattori, K. Ishida, Y. Nakai, E. Osaki, K. Deguchi, N. K. Sato, and I. Satoh, *Phys. Rev. Lett.* **105**, 206403 (2010).

- ¹⁴W. Knafo, T. D. Matsuda, D. Aoki, F. Hardy, G. W. Scheerer, G. Ballon, M. Nardone, A. Zitouni, C. Meingast, and J. Flouquet, *Phys. Rev. B* **86**, 184416 (2012).
- ¹⁵F. Levy, I. Sheikin, B. Grenier, and A. D. Huxley, *Science* **309**, 1343 (2005).
- ¹⁶A. Miyake, D. Aoki, and J. Flouquet, *Phys. Soc. Jpn.* **77**, 094709 (2008).
- ¹⁷V. P. Mineev, *Phys. Rev. B* **81**, 180504 (2010).
- ¹⁸H. Mukuda, T. Ohara, M. Yashima, Y. Kitaoka, R. Settai, Y. Onuki, K. M. Itoh, and E. E. Haller, *Phys. Rev. Lett.* **104**, 017002 (2010).