

Strong-coupling superconductivity in NaFe_{1-x}Co_xAs: Validity of Eliashberg theoryGuotai Tan,^{1,2} Ping Zheng,³ Xiancheng Wang,³ Yanchao Chen,³ Xiaotian Zhang,³ Jianlin Luo,³ Tucker Netherton,² Yu Song,² Pengcheng Dai,^{2,3} Chenglin Zhang,² and Shiliang Li^{3,*}¹Beijing Normal University, Beijing 100875, China²Department of Physics and Astronomy, The University of Tennessee, Knoxville, Tennessee 37996-1200, USA³Beijing National Laboratory for Condensed Matter Physics, Institute of Physics, Chinese Academy of Sciences, Beijing 100190, China

(Received 25 November 2012; published 22 April 2013)

We study the normal-state and superconducting properties of the NaFe_{1-x}Co_xAs system by specific heat measurements. Both the normal-state Sommerfeld coefficient and superconducting condensation energy are strongly suppressed in the underdoped and heavily overdoped samples. The low-temperature electronic specific heat can be well fitted by either a one-gap or a two-gap BCS-type function for all the superconducting samples. The ratio $\gamma_N T_c^2 / H_c^2(0)$ can nicely associate the neutron spin resonance as the bosons in the standard Eliashberg model. However, the value of $\Delta C / T_c \gamma_N$ near optimal doping is larger than the maximum value the model can obtain. Our results suggest that the high- T_c superconductivity in the Fe-based superconductors may be understood within the framework of boson-exchange mechanism but significant modification may be needed to account for the finite-temperature properties.

DOI: 10.1103/PhysRevB.87.144512

PACS number(s): 74.70.Dd, 74.20.-z

I. INTRODUCTION

Strong-coupling superconductivity in the conventional superconductors can be well described within the framework of the Eliashberg theory,¹ where electron Cooper pairs are mediated by virtual phonons or some other bosons. Since spin fluctuations may act as the mediating bosons for electron pairing and superconductivity,^{2,3} it is important to determine if the Eliashberg-based theory can understand the transport and magnetic properties of unconventional superconductors.^{4,5} For copper oxides, this is difficult due to the plethora of phases competing with superconductivity and the d -wave nature of the superconducting gap symmetry. The Fe-based superconductors may offer a better opportunity to test the suitability of the Eliashberg theory due to the s -wave nature of the superconducting electron pairing and the Fermi-liquid-like normal states.⁶

In the standard Eliashberg theory, the superconducting electron Cooper pairs are mediated by bosons with an average energy of ω_{ln} . For a δ -function electron-boson spectral density $\alpha^2 F(\omega) = A\delta(\omega - \omega_E)$, we have $\omega_{ln} = \omega_E$. The ratio of T_c / ω_{ln} representing the coupling strength is related to two important dimensionless parameters $\gamma_N T_c^2 / H_c^2(0)$ and $\Delta C / T_c \gamma_N$, where γ_N , $H_c(0)$ and $\Delta C / T_c$ are the normal-state Sommerfeld coefficient, the thermodynamic critical field at zero temperature, and the specific heat jump across T_c , respectively.¹ For conventional superconductors, these two ratios can be solved analytically through

$$\frac{\gamma_N T_c^2}{H_c^2(0)} = 0.168 \left[1 - 12.2 \left(\frac{T_c}{\omega_{ln}} \right)^2 \ln \left(\frac{\omega_{ln}}{3T_c} \right) \right], \quad (1)$$

$$\frac{\Delta C}{T_c \gamma_N} = 1.43 \left[1 + 53 \left(\frac{T_c}{\omega_{ln}} \right)^2 \ln \left(\frac{\omega_{ln}}{3T_c} \right) \right]. \quad (2)$$

We see that these two ratios has a linear relationship and should be simultaneously satisfied for a given superconductor.

Recently, the bosonic spectrum was found in the tunneling measurements on the Fe-based superconductors.⁷⁻⁹ It is thus important to determine to what extent the standard Eliashberg

theory holds by checking the validity of Eqs. (1) and (2). The thermodynamic properties of the Fe-based superconductors have been measured in many systems.¹⁰⁻²¹ In Ba_{0.6}K_{0.4}Fe₂As₂, a calculation based on the Eliashberg model considering multiple bands is able to quantitatively reproduce the experimental results based on the assumption that spin fluctuations are electron pairing mediating bosons.¹³ Recently, a very sharp neutron spin resonance is found in superconducting NaFe_{0.955}Co_{0.045}As.²² The mode, centering at the in-plane antiferromagnetic wave vector, is strictly two dimensional in the reciprocal space, which leads to an easy way of considering $\alpha^2 F(\omega)$ and hence ω_{ln} . Therefore, the NaFe_{1-x}Co_xAs system may be suitable to check the Eliashberg theory.

In this paper, we report a comprehensive study on the electron-doping evolution of the specific heat in NaFe_{1-x}Co_xAs. The measured value of $\gamma_N T_c^2 / H_c^2(0)$ is consistent with that obtained from Eq. (1) by assuming that ω_{ln} is equal to the neutron spin resonance energy.²² However, the value of $\Delta C / T_c \gamma_N$ reaches up to 3.7 near optimal doping, which is much larger than the maximum value of Eq. (2). Our results suggest that the high- T_c superconductivity in the Fe-based superconductors may be understood within the conventional boson-exchange mechanism but the finite-temperature properties should be revised around the optimal doping.

II. EXPERIMENT

Single crystals of NaFe_{1-x}Co_xAs were grown by the self-flux method as reported previously.²³ The volume fractions of bulk superconductivity for the samples with doping range from 0.015 to 0.06 are larger than 80%. The samples were attached onto the heat capacity pucks in the glovebox and transported within a sealed bottle to avoid the sample quality change.²³ The time that the samples were exposed to air during the installation of the puck was less than one minute. The specific heat was measured by the Physical Property Measurement System (PPMS) from Quantum Design.

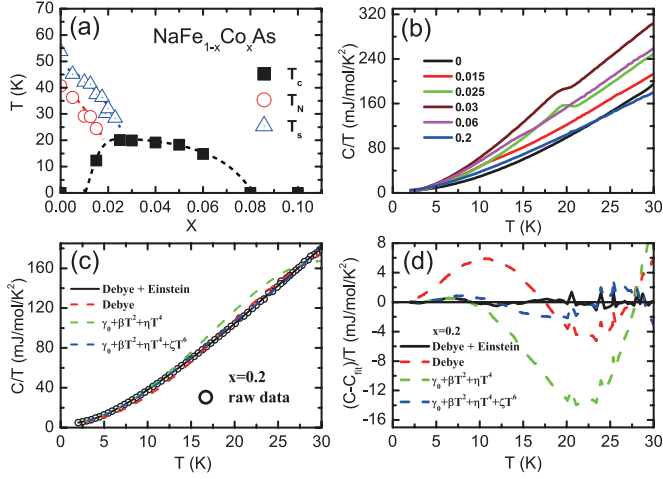


FIG. 1. (Color online) (a) Phase diagram of $\text{NaFe}_{1-x}\text{Co}_x\text{As}$ that shows T_c (black solid square), T_N (red open circle), and T_s (blue open triangle). The dash lines are guided to the eye. (b) Specific heats of some samples plotted as C/T vs T . (c) Fitted results of several models on the specific heat of the $x = 0.2$ sample. The differences between the data and each model are given in (d).

III. RESULTS

The phase diagram of $\text{NaFe}_{1-x}\text{Co}_x\text{As}$ is very similar to other iron pnictides with a long-range AF order in the parent compound and a domelike superconducting regime,^{21,24–26} as shown in Fig. 1(a). The structural transition temperature T_s and magnetic transition temperature T_N determined from the resistivity measurement are similar to those reported in the literature.^{21,25} The T_c is obtained from the specific heat measurement and it is set to zero for those that exhibit no superconducting jump despite the fact that the resistivity goes to zero in some samples.²⁷ Therefore, the superconducting dome plot in Fig. 1(a) only includes the samples that show bulk superconductivity.

The raw data of specific heat are plotted in Fig. 1(b) for some of the samples. It is clear that the phonon contribution varies a lot for the different Co doping, which makes it impossible to use the specific heat of nonsuperconducting samples (e.g., $x = 0$ or 0.2) as a reference to determine the electronic specific heat of superconducting samples as done in some other materials.^{14,15,28} To understand the specific heat of the nonsuperconducting samples, we consider a Debye + Einstein model assuming the total specific heat to be $C = \gamma_N T + C_D + C_E$, where $C_D = A_D(T/T_D)^3 \int_0^{T_D/T} x^4 e^x / (e^x - 1)^2 dx$ and $C_E = A_E(T_E/T)^2 e^{T_E/T} / (e^{T_E/T} - 1)^2$ are the specific heats from the Debye and Einstein models, respectively. Figure 1(c) shows the fitting results on the $x = 0.2$ sample for the Debye + Einstein model and some other models. Figure 1(d) further gives the differences between the raw data and the fitting results of various models, which unambiguously shows that the Debye + Einstein model gives the best fit to the data. Therefore, we take the following steps to fit the data of superconducting samples. First, the residual Sommerfeld coefficient γ_0 is obtained by fitting the low-temperature specific heat (< 3 K) with $C = \gamma_0 T + \beta T^3$. Second, we manually choose the γ_N . Third, the data are fitted by the Debye + Einstein model plus $\gamma_0 T$ and $\gamma_N T$ for $T < 3$ K

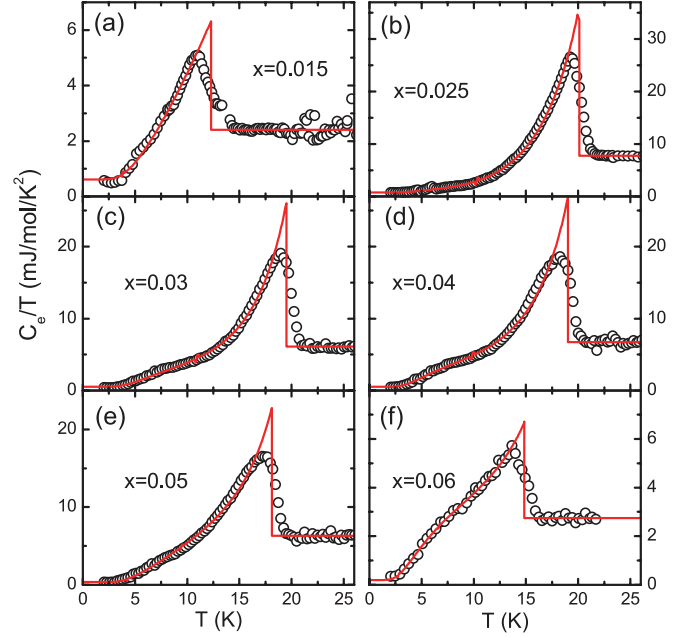


FIG. 2. (Color online) The electronic specific heat (black open circle) of serial samples obtained as described in the text. The red lines below T_c are the fitted results of one-gap BCS function except for the $x = 0$ sample, which shows no superconducting jump. Above T_c , the horizontal red lines are fitted γ_N .

and $T > T_c$ respectively. Finally, the phonon contribution is subtracted from the whole data to see whether the entropy of the electronic specific heat is conserved across T_c . If not, the second and third steps are repeated. The fitting parameters of T_D and T_E are around 100 K and 140 K respectively. We note that they may not reflect the real phonon physics in this system.

The subtracted electronic specific heats of the superconducting samples are shown in Fig. 2. All the data except for the $x = 0.015$ can be well fitted by the two-gap Bardeen-Cooper-Schrieffer (BCS) expression of the specific heat [$C = A_1 C_{\text{BCS}}(\Delta_1) + A_2 C_{\text{BCS}}(\Delta_2)$] as shown by the solid lines, where C_{BCS} is taken the same form as that in Ref. 14. Only one gap is needed to fit the $x = 0.015$ data, which suggests that the band related to the small superconducting gap may be associated with the opening of the spin-density-wave (SDW) gap.²⁹ Of course, we cannot rule out the existence of nodes or highly anisotropic gaps^{30,31} due to the limitation of our model. A more detailed study of the low-temperature specific heat below 2 K is needed to further investigate the gap symmetry. Figure 3(a) shows the doping dependence of γ_N and γ_0 . Contrary to that in $\text{Ba}(\text{Fe}_{1-x}\text{Co}_x)_2\text{As}_2$,²⁸ γ_0 is much smaller than γ_N for all the superconducting samples, suggesting that most of the electrons in $\text{NaFe}_{1-x}\text{Co}_x\text{As}$ are condensed at 0 K. With increasing Co doping, γ_N quickly increases and reaches its peak at the optimal doping $x = 0.025$. Such suppression in the underdoped regime is most likely due to the opening of the SDW gap.^{28,29,32} Further increasing Co above 0.05 rapidly reduce γ_N to a very low value for heavily overdoped samples ($\gamma_N = 2.3$ mJ/mol/K² for the $x = 0.08$ sample). Surprisingly, the γ_N goes back to more than 3 mJ/mol/K² for the $x \geq 0.1$ samples.

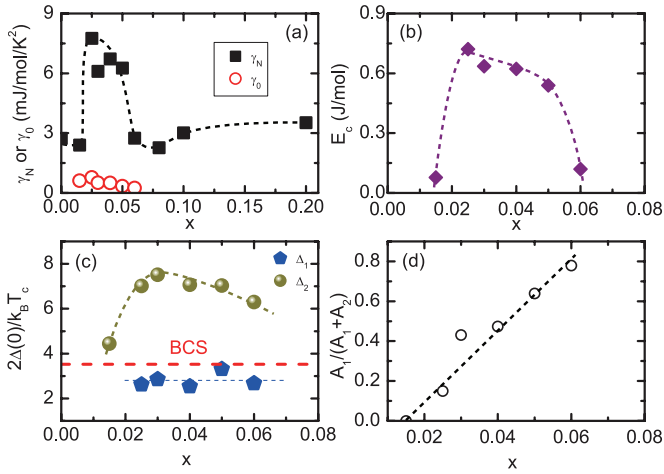


FIG. 3. (Color online) Doping dependence of (a) γ_N (black solid squares) and γ_0 (red open circles), (b) the condensation energy, (c) $2\Delta(0)/k_B T_c$ and (d) $A_1/(A_1 + A_2)$. All the dashed lines are guided to the eye.

The doping dependence of γ_N may be strongly associated with the SDW gap and pseudogap as observed by the scanning tunneling microscope (STM).³² Since Co doping only shifts the Fermi level without significantly changing the band structures,³³ we can quantitatively estimate the effect of the two gaps. Assuming that $N(0)(1 + \lambda) = 0.42\gamma_N/n$ ¹⁸ where $n = 3$ and $N(0) \approx 0.53$ states/eV/atom,³⁴ we find that the coupling parameter λ is about 0.9 for the $x = 0.025$ sample. Such value is reasonable considering that no pseudogap is found near the optimal doping.³² If λ does not change below 0.1 Co doping, we estimate that the density of states (DOS) is suppressed about 60% for both the $x = 0$ and $x = 0.06$ samples, which is consistent with the STM results.³² We note that the suppression of γ_N in overdoped NaFe_{1-x}Co_xAs is much larger than that in Ba(Fe_{1-x}Co_x)₂As₂,²⁸ which suggests that the latter may have a different origin. Increasing Co doping above 0.1 results in the depinning of the large V-shaped feature and thus the disappearance of the pseudogap.³² Our measurements on the 0.1 and 0.2 samples show that λ is close to zero assuming that there is no suppression of DOS at Fermi level, which accords with the fact that the system is close to a normal metal with weakly coupled electrons in this doping regime.

Figure 3(b) plots the doping dependence of the condensation energy E_c , which is obtained through $E_c = -\int_0^{T_c} \int_0^{T_c} C/T dT dT$. The value of $\gamma_N T_c^2/H_c^2(0)$ can be derived by taking $H_c(0)^2 = 8\pi E_c$. It is clear that E_c is much smaller at either the $x = 0.015$ or $x = 0.06$ sample, consistent with the fact that the DOS at the Fermi level is strongly suppressed due to either the SDW gap or the pseudogap.^{29,32}

The doping dependencies of the two superconducting gaps and the relevant ratio of the small gap are shown in Figs. 3(c) and 3(d), respectively. The values of the larger gap above $x = 0.025$ are more or less consistent with the results of angle-resolved photoemission spectroscopy (ARPES) and STM experiments where only one gap is observed.^{32,35,36} The existence of the smaller gap and its increasing contribution to the electronic specific heat are missing in those experiments. Since the tunneling matrix element of the M -centered bands

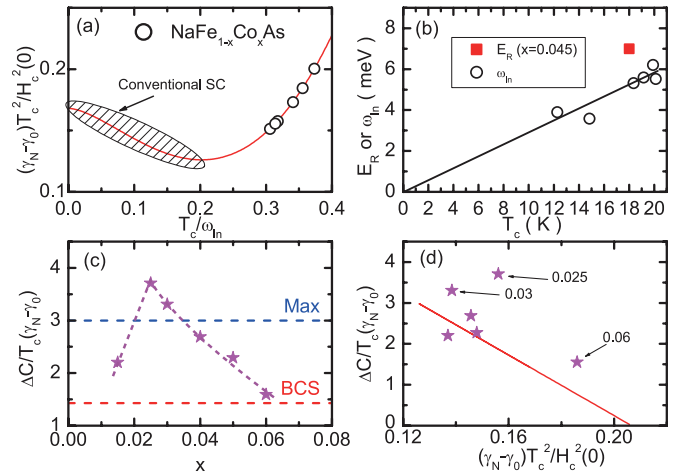


FIG. 4. (Color online) (a) Theoretical result of $(\gamma_N - \gamma_0)T_c^2/H_c^2(0)$ calculated from Eq. (2) as shown by the red line. The values of conventional superconductors fall into the shaded area. The open circles represent the values obtained in this paper, which give the corresponding T_c/ω_{ln} (b) The T_c dependence of the resonance energy E_R , ω_{ln} and $2\Delta_2$. Both the solid and dashed lines are guides to the eye. (c) The doping dependence of $\Delta C/T_c(\gamma_N - \gamma_0)$. (d) The corresponding $(\gamma_N - \gamma_0)T_c^2/H_c^2(0)$ and $\Delta C/T_c(\gamma_N - \gamma_0)$ for each sample. The solid line is the linear relationship between these two values as calculated from Eqs. (1) and (2).

may be strongly suppressed for a good surface in the STM experiment,³⁷ the small gap may exist around the M point with a nonzero k_z value.³⁵ For the $x = 0.015$ sample where the AF order is present, it is not clear why a much smaller gap is obtained from the specific heat data.^{29,31}

The two dimensionless ratios in Eqs. (1) and (2) can be derived from the above experimental data. To eliminate the effect of the residual electronic specific heat, we replace γ_N in the ratios to $\gamma_N - \gamma_0$. Due to the quadratic term in Eq. (1), one value of $\gamma_N T_c^2/H_c^2(0)$ corresponds to two values of T_c/ω_{ln} . For the conventional superconductors, the ratios of many materials are within the shaded area surrounding the red line in Fig. 4(a) calculated by Eq. (1).¹ In the case of NaFe_{1-x}Co_xAs, a value of T_c/ω_{ln} much smaller than 0.2 will result in a bosonic energy that has not been observed in our experiments. Therefore, we choose the T_c/ω_{ln} with values larger than 0.2 from $(\gamma_N - \gamma_0)T_c^2/H_c^2(0)$ as shown by the open circles in Fig. 4(a). Figure 4(b) shows the T_c dependence of ω_{ln} , which gives $\omega_{ln} = 3.38k_B T_c$. Interestingly, the resonance energy in the NaFe_{0.955}Co_{0.045}As is very close to the value of ω_{ln} ,²² suggesting the resonance mode may play as bosons in the superconductivity of NaFe_{1-x}Co_xAs. It will be interesting to compare the resonance energy in heavily underdoped and overdoped samples with the ω_{ln} obtained here. It should be noted that the ratios of $\omega_{ln}/2\Delta_2$ are about 0.4 around optimal doping levels as shown in Fig. 4(b), much smaller compared to those that have been found in many other superconductors.³⁸ The large values of T_c/ω_{ln} suggest the strong-coupling nature of NaFe_{1-x}Co_xAs noting that the ratio only extends up to about 0.25 in the conventional superconductors. We note that the above ω_{ln} can also give a value of $2\Delta(0)/k_B T_c$ larger than 5 as suggested by the equation (4.1) in Ref. 1.

The doping dependence of the normalized specific heat jump $\Delta C/T_c(\gamma_N - \gamma_0)$ is shown in Fig. 4(c). In the case where the two-gap BCS function cannot give a good fit near T_c , a single-gap BCS function is used to fit the data near T_c to obtain an accurate specific heat jump. A domelike feature is seen as that in $\text{Ba}(\text{Fe}_{1-x}\text{Co}_x)_2\text{As}_2$.²⁸ Surprisingly, the largest value of $\Delta C/T_c(\gamma_N - \gamma_0)$ is 3.7 for $x = 0.025$, which is much larger than those found in other systems.^{13,20} While the values of $(\gamma_N - \gamma_0)T_c^2/H_c^2(0)$ seem to be reasonable, Eq. (2) fails to calculate $\Delta C/T_c(\gamma_N - \gamma_0)$ at the optimal doping. This is clearer by plotting these two ratios together as shown in Fig. 4(d). The data falling on the solid line suggest that they can be calculated from each other according to Eqs. (1) and (2). It is clear that strong deviation occurs near the optimal doping. Since $(\gamma_N - \gamma_0)T_c^2/H_c^2(0)$ is close to each other except for that of $x = 0.06$, such deviation is not due to the deficiency in calculating the two ratios by the perturbation method.¹ For the $x = 0.06$ sample, it is possible that a more accurate method may give a better result or the pseudogaplike phase may have something to do with the mismatch.

IV. DISCUSSION AND CONCLUSIONS

A large specific heat jump in the Eliashberg model is a result that the superconducting gap opens up more rapidly just below T_c than it does in the BCS theory,¹ which will only give a maximum value of about 3 even when we freely choose the value of T_c/ω_{ln} as seen in Eq. (2). In the case of $\text{NaFe}_{1-x}\text{Co}_x\text{As}$, one may have to consider a very weak temperature dependence of the gap.³⁵ On the other hand, the ratio $\gamma_N T_c^2/H_c^2(0)$ is associated with the condensation of the Cooper pairs at zero K, which may not contradict with what happens near T_c . After all, a very important assumption in the strong-coupling theory is that the boson spectrum is fixed while the spin fluctuations in the Fe-based superconductors strongly evolve with changing temperature.

It is also found in the heavy-fermion materials CeCoIn_5 ³⁹ and CeIrSi_3 ⁴⁰ that $\Delta C/T_c\gamma_N$ is larger than 4. This is consistent with theories associated with the strong localized spin fluctuations,^{41–43} indicating that spin fluctuations may result in the largest enhancement of the specific heat jump near optimal doping.⁴⁴ Another explanation may lie in the fact that the strong-coupling s^{+-} -wave superconductivity is probably fundamentally different from the conventional s -wave superconductivity considering the fact that the best match of the hole and electron Fermi surfaces happens near the optimal doping.³³ After all, the so-called strong-coupling theory in the conventional superconductors is still based on a Fermi liquid framework suitable for weakly correlated electron systems.

In conclusion, we tested the validity of the Eliashberg formalism in the $\text{NaFe}_{1-x}\text{Co}_x\text{As}$ system by deriving $\gamma_N T_c^2/H_c^2(0)$ and $\Delta C/T_c(\gamma_N - \gamma_0)$ from the specific heat measurements. Our results show that while the former value is nicely associated with the neutron spin resonance through Eq. (1), the latter value is beyond the Eliashberg theory near optimal doping. Therefore, the pairing mechanism in $\text{NaFe}_{1-x}\text{Co}_x\text{As}$ may be understood within the boson-exchange mechanism but the disappearance of the superconductivity near the optimal doping should be considered with significant modification of the theory.

ACKNOWLEDGMENTS

The authors would like to thank Yifeng Yang, Tao Xiang, Yayu Wang, Haihu Wen, Daoxin Yao, and Lei Shan for helpful discussions. This work is supported by the Chinese Academy of Science, 973 Program (2010CB833102, 2010CB923002, 2012CB821400, 2011CB921701). The single crystal growth at University of Tennessee was supported by US DOE BES under Grant No. DE-FG02-05ER46202 (P.D.).

*slli@iphy.ac.cn

¹J. P. Carbotte, *Rev. Mod. Phys.* **62**, 1027 (1990).

²M. Eschrig, *Adv. Phys.* **55**, 47 (2006).

³D. J. Scalapino, *Rev. Mod. Phys.* **84**, 1383 (2012).

⁴J. P. Carbotte, T. Timusk, and J. Hwang, *Rep. Prog. Phys.* **74**, 066501 (2011).

⁵F. Jutier, G. A. Ummarino, J.-C. Griveau, F. Wastin, E. Colineau, J. Rebizant, N. Magnani, and R. Caciuffo, *Phys. Rev. B* **77**, 024521 (2008).

⁶P. J. Hirschfeld, M. M. Korshunov, and I. I. Mazin, *Rep. Prog. Phys.* **74**, 124508 (2011).

⁷Y. Fasano, I. Maggio-Aprile, N. D. Zhigadlo, S. Katrych, J. Karpinski, and O. Fischer, *Phys. Rev. Lett.* **105**, 167005 (2010).

⁸L. Shan, J. Gong, Y.-L. Wang, B. Shen, X. Hou, C. Ren, C. Li, H. Yang, H.-H. Wen, S. Li *et al.*, *Phys. Rev. Lett.* **108**, 227002 (2012).

⁹Z. Wang, H. Yang, D. Fang, B. Shen, Q.-H. Wang, L. Shan, C. Zhang, P. Dai, and H.-H. Wen, *Nature Phys.* **9**, 42 (2013).

¹⁰Z. Li, G. Chen, J. Dong, G. Li, W. Hu, D. Wu, S. Su, P. Zheng, T. Xiang, N. Wang *et al.*, *Phys. Rev. B* **78**, 060504(R) (2008).

¹¹S. L. Bud'ko, N. Ni, and P. C. Canfield, *Phys. Rev. B* **79**, 220516(R) (2009).

¹²G. Mu, H. Luo, Z. Wang, L. Shan, C. Ren, and H.-H. Wen, *Phys. Rev. B* **79**, 174501 (2009).

¹³P. Popovich, A. V. Boris, O. V. Dolgov, A. A. Golubov, D. L. Sun, C. T. Lin, R. K. Kremer, and B. Keimer, *Phys. Rev. Lett.* **105**, 027003 (2010).

¹⁴K. Gofryk, A. S. Sefat, E. D. Bauer, M. A. McGuire, B. C. Sales, D. Mandrus, J. D. Thompson, and F. Ronning, *New. J. Phys.* **12**, 023006 (2010).

¹⁵F. Hardy, P. Burger, T. Wolf, R. A. Fisher, P. Schweiss, P. Adelmann, R. Heid, R. Fromknecht, R. Eder, D. Ernst *et al.*, *Europhys. Lett.* **91**, 47008 (2010).

¹⁶F. Wei, F. Chen, K. Sasmal, B. Lv, Z. J. Tang, Y. Y. Xue, A. M. Guloy, and C. W. Chu, *Phys. Rev. B* **81**, 134527 (2010).

¹⁷J. S. Kim, P. J. Hirschfeld, G. R. Stewart, S. Kasahara, T. Shibauchi, T. Terashima, and Y. Matsuda, *J. Phys.: Cond. Mat.* **23**, 222201 (2011).

¹⁸G. R. Stewart, *Rev. Mod. Phys.* **83**, 1589 (2011).

¹⁹J. Hu, T. J. Liu, B. Qian, A. Rotaru, L. Spinu, and Z. Q. Mao, *Phys. Rev. B* **83**, 134521 (2011).

- ²⁰T. Noji, M. Imaizumi, T. Suzuki, T. Adachi, M. Kato, and Y. Koike, *J. Phys. Soc. Jpn* **81**, 054708 (2012).
- ²¹A. F. Wang, X. G. Luo, Y. J. Yan, J. J. Ying, Z. J. Xiang, G. J. Ye, P. Cheng, Z. Y. Li, W. J. Hu, and X. H. Chen, *Phys. Rev. B* **85**, 224521 (2012).
- ²²C. Zhang, H. Li, Y. Su, G. Tan, Y. Song, T. Netherton, C. Redding, S. V. Carr, O. Sobolev, A. Schneidewind *et al.* (unpublished).
- ²³M. A. Tanatar, N. Spyrisson, K. Cho, E. C. Blomberg, G. Tan, P. Dai, C. Zhang, and R. Prozorov, *Phys. Rev. B* **85**, 014510 (2012).
- ²⁴P. C. Dai, J. P. Hu, and E. Dagotto, *Nature Phys.* **8**, 709 (2012).
- ²⁵D. R. Parker, M. J. P. Smith, T. Lancaster, A. J. Steele, I. Franke, P. J. Baker, F. L. Pratt, M. J. Pitcher, S. J. Blundell, and S. J. Clarke *et al.*, *Phys. Rev. Lett.* **104**, 057007 (2010).
- ²⁶S. Li, C. de la Cruz, Q. Huang, G. F. Chen, T.-L. Xia, J. L. Luo, N. L. Wang, and P. Dai, *Phys. Rev. B* **80**, 020504(R) (2009).
- ²⁷J. D. Wright, T. Lancaster, I. Franke, A. J. Steele, J. S. Möller, M. J. Pitcher, A. J. Corkett, D. R. Parker, D. G. Free, F. L. Pratt *et al.*, *Phys. Rev. B* **85**, 054503 (2012).
- ²⁸K. Gofryk, A. S. Sefat, M. A. McGuire, B. C. Sales, D. Mandrus, J. D. Thompson, E. D. Bauer, and F. Ronning, *Phys. Rev. B* **81**, 184518 (2010).
- ²⁹P. Cai, X. Zhou, W. Ruan, A. Wang, X. Chen, D.-H. Lee, and Y. Wang, *Nat. Commun.* **4**, 1596 (2013).
- ³⁰K. Cho, M. A. Tanatar, N. Spyrisson, H. Kim, Y. Song, P. Dai, C. L. Zhang, and R. Prozorov, *Phys. Rev. B* **86**, 020508(R) (2012).
- ³¹Q. Q. Ge, Z. R. Ye, Y. Z. M. Xu, J. Jiang, B. P. Xie, Y. Song, C. L. Zhang, P. Dai, and D. L. Feng, *Phys. Rev. X* **3**, 011020 (2013).
- ³²X. Zhou, P. Cai, A. Wang, W. Ruan, C. Ye, X. Chen, Y. You, Z.-Y. Weng, and Y. Wang, *Phys. Rev. Lett.* **109**, 037002 (2012).
- ³³S. T. Cui, S. Y. Zhu, A. F. Wang, S. Kong, S. L. Ju, X. G. Luo, X. H. Chen, G. B. Zhang, and Z. Sun, *Phys. Rev. B* **86**, 155143 (2012).
- ³⁴S. Deng, J. Köhler, and A. Simon, *Phys. Rev. B* **80**, 214508 (2009).
- ³⁵Z.-H. Liu, P. Richard, K. Nakayama, G.-F. Chen, S. Dong, J.-B. He, D.-M. Wang, T.-L. Xia, K. Umezawa, T. Kawahara *et al.*, *Phys. Rev. B* **84**, 064519 (2011).
- ³⁶H. Yang, Z. Wang, D. Fang, T. Kariyado, G. Chen, M. Ogata, T. Das, A. V. Balatsky, and H.-H. Wen, *Phys. Rev. B* **86**, 214512 (2012).
- ³⁷J. E. Hoffman, *Rep. Prog. Phys.* **74**, 124513 (2011).
- ³⁸G. Yu, Y. Li, E. M. Motoyama, and M. Greven, *Nature Phys.* **5**, 873 (2009).
- ³⁹C. Petrovic, P. G. Pagliuso, M. F. Hundley, R. Movshovich, J. L. Sarrao, J. D. Thompson, Z. Fisk, and P. Monthoux, *J. Phys.: Cond. Mat.* **13**, L337 (2001).
- ⁴⁰N. Tateiwa, Y. Haga, T. D. Matsuda, S. Ikeda, E. Yamamoto, Y. Okuda, Y. Miyauchi, R. Settai, and Y. Ōnuki, *J. Phys.: Conf. Ser.* **121**, 052001 (2008).
- ⁴¹H. Ikeda, Y. Nisikawa, and K. Yamada, *J. Phys.: Cond. Mat.* **15**, S2241 (2003).
- ⁴²Y. Bang and A. V. Balatsky, *Phys. Rev. B* **69**, 212504 (2004).
- ⁴³V. A. Khodel, M. V. Zverev, and V. M. Yakovenko, *Phys. Rev. Lett.* **95**, 236402 (2005).
- ⁴⁴M. G. Vavilov, A. V. Chubukov, and A. B. Vorontsov, *Phys. Rev. B* **84**, 140502(R) (2011).