

Dielectric function of the semiconductor hole liquid: Full frequency and wave-vector dependence

John Schliemann

Institute for Theoretical Physics, University of Regensburg, D-93040 Regensburg, Germany

(Received 19 July 2011; published 12 October 2011)

We study the dielectric function of the homogeneous semiconductor hole liquid of p -doped bulk III-V zinc-blende semiconductors within random-phase approximation. The single-particle physics of the hole system is modeled by Luttinger's four-band Hamiltonian in its spherical approximation. Regarding the Coulomb-interacting hole liquid, the full dependence of the zero-temperature dielectric function on wave vector and frequency is explored. The imaginary part of the dielectric function is analytically obtained in terms of complicated but fully elementary expressions, while in the result for the real part nonelementary one-dimensional integrations remain to be performed. The correctness of these two independent calculations is checked via Kramers-Kronig relations. The mass difference between heavy and light holes, along with variations in the background dielectric constant, leads to dramatic alternations in the plasmon excitation pattern, and, generically, two plasmon branches can be identified. These findings are the result of the evaluation of the full dielectric function and are not accessible via a high-frequency expansion. In the static limit a beating of Friedel oscillations between the Fermi wave numbers of heavy and light holes occurs.

DOI: [10.1103/PhysRevB.84.155201](https://doi.org/10.1103/PhysRevB.84.155201)

PACS number(s): 71.10.-w, 71.10.Ca, 71.45.Gm

I. INTRODUCTION

The interacting electron gas, combined with a homogeneous neutralizing background, is one of the paradigmatic systems of many-body physics.¹⁻³ Albeit the result of drastic approximations, its predictions provide a good description of important properties of three-dimensional bulk metals and, in the regime of lower carrier densities, n -doped semiconductors where the electrons reside in the s -type conduction band.

On the other hand, in a p -doped zinc-blende III-V semiconductor such as GaAs, the defect electrons or holes occupy the p -type valence band whose more complex band structure can be expected to significantly modify the electronic properties. Moreover, the most intensively studied ferromagnetic semiconductors such as Mn-doped GaAs are in fact p doped with the holes playing the key role in the occurrence of carrier-mediated ferromagnetism among the localized Mn magnetic moments.⁴ Thus, such p -doped bulk semiconductor systems lie at the very heart of the still growing field of spintronics,⁵ and therefore it appears highly desirable to gain a deeper understanding of their many-body physics.

Ab-initio-type approaches to the description of ferromagnetic semiconductors constitute an important subfield of this endeavor, and there is a lively discussion on strengths and weaknesses of the pertaining concepts and numerical techniques.⁶ In the present paper we will follow a somewhat different route by developing an analytical theory of the most prominent class of host materials given by p -doped bulk III-V zinc-blende systems such as GaAs. Specifically, we investigate the dielectric function of the interacting hole liquid within random-phase approximation (RPA)¹⁻³ where the noninteracting hole system in the valence band is described by Luttinger's Hamiltonian in the spherical approximation.⁷ We evaluate the zero-temperature dielectric function in the entire range of wave vectors and frequencies, building upon a recent study where the problem was analyzed in the static limit and in the case of large frequencies.⁸ Another previous work investigated, among other issues, properties of Hartree-Fock solutions of the two-component carrier system consisting of

heavy and light holes.⁹ Moreover, very recently Kyrychenko and Ullrich have put forward a study of holes in magnetically doped III-V systems¹⁰ by modeling the band structure by an $8 \times 8 \vec{k} \cdot \vec{p}$ Hamiltonian (similar to the present work) while disorder effects and interaction among the carriers are treated by a combination of equations-of-motion techniques and time-dependent density-functional theory.^{10,11} Further below we will compare our fairly analytical results with the ones of Ref. 11 which rely more heavily on numerical evaluations.

Finally we mention a series of related recent studies of the dielectric properties of two-dimensional fermionic systems (instead of three-dimensional bulk semiconductors) whose single-particle states carry a nontrivial spinor structure. These include n -doped quantum wells with spin-orbit coupling¹²⁻¹⁵ and two-dimensional hole systems.¹⁶ Other recent investigations have dealt with planar graphene sheets where an effective spin is incorporated by the sublattice degree of freedom.¹⁷⁻¹⁹

The plan of the paper is as follows. In Sec. II we give an overview on elementary properties of the single-particle Hamiltonian, describing the band structure around the Γ point, and on the many-body formalism leading to the RPA result for the dielectric function. In Sec. III we present explicit analytical expressions for the free polarizability; the corresponding derivations are deferred to the appendices. Section IV discusses physical properties of the dielectric function and its full dependence on wave vector and frequency. Special attention is paid to the static limit and to the limit of large frequencies. We close with conclusions and an outlook in Sec. V.

II. PRELIMINARIES: HAMILTONIAN, EIGENSYSTEM, AND MANY-BODY FORMALISM

Luttinger's Hamiltonian describing heavy and light hole states around the Γ point in III-V zinc-blende semiconductors reads in its spherical approximation⁷

$$\mathcal{H} = \frac{1}{2m_0} \left[\left(\gamma_1 + \frac{5}{2}\gamma_2 \right) \vec{p}^2 - 2\gamma_2 (\vec{p} \cdot \vec{S})^2 \right]. \quad (1)$$

Here m_0 is the bare electron mass, \vec{p} is the hole lattice momentum, and \vec{S} are spin-3/2 operators, resulting from adding the $l = 1$ orbital angular momentum to the $s = 1/2$ electron spin. The dimensionless Luttinger parameters γ_1 and γ_2 describe the valence band of the specific material, with effects of spin-orbit coupling being included in γ_2 . We note that, while the present work is mostly motivated by III-V semiconductors, the above model for the Γ_8 valence band also applies to other systems with zinc-blende or diamond structure including elemental semiconductors like Si and Ge but also zero-gap semiconductors such as HgSe and HgTe.

The above Hamiltonian is rotationally invariant and commutes with the helicity operator $\lambda = (\vec{k} \cdot \vec{S})/k$, where $\vec{k} = \vec{p}/\hbar$ is the hole wave vector. The heavy (light) holes correspond to $\lambda = \pm 3/2$ ($\lambda = \pm 1/2$) with the energy dispersions

$$\varepsilon_{h/l}(\vec{k}) = \frac{\hbar^2 k^2}{2m_{h/l}} \quad (2)$$

and heavy (h) and light (l) hole masses $m_{h/l} = m_0/(\gamma_1 \mp 2\gamma_2)$. The corresponding eigenstates are given by

$$\langle \vec{r} | \vec{k}, \lambda \rangle = \frac{e^{i\vec{k}\vec{r}}}{\sqrt{V}} |\chi_\lambda(\vec{k})\rangle, \quad (3)$$

where V is the volume of the system. Using the conventional basis of eigenstates of S^z and introducing polar coordinates $\vec{k} = k(\cos\varphi \sin\vartheta, \sin\varphi \sin\vartheta, \cos\vartheta)$, the eigenspinors $|\chi_\lambda(\vec{k})\rangle$ of the helicity operator read explicitly⁹

$$|\chi_{\frac{3}{2}}(\vec{k})\rangle = \begin{pmatrix} \cos^3 \frac{\vartheta}{2} e^{-\frac{3i}{2}\varphi} \\ \sqrt{3} \cos^2 \frac{\vartheta}{2} \sin \frac{\vartheta}{2} e^{-\frac{i}{2}\varphi} \\ \sqrt{3} \cos \frac{\vartheta}{2} \sin^2 \frac{\vartheta}{2} e^{+\frac{i}{2}\varphi} \\ \sin^3 \frac{\vartheta}{2} e^{+\frac{3i}{2}\varphi} \end{pmatrix}, \quad (4)$$

$$|\chi_{\frac{1}{2}}(\vec{k})\rangle = \begin{pmatrix} -\sqrt{3} \cos^2 \frac{\vartheta}{2} \sin \frac{\vartheta}{2} e^{-\frac{3i}{2}\varphi} \\ \cos \frac{\vartheta}{2} (\cos^2 \frac{\vartheta}{2} - 2 \sin^2 \frac{\vartheta}{2}) e^{-\frac{i}{2}\varphi} \\ \sin \frac{\vartheta}{2} (2 \cos^2 \frac{\vartheta}{2} - \sin^2 \frac{\vartheta}{2}) e^{+\frac{i}{2}\varphi} \\ \sqrt{3} \cos \frac{\vartheta}{2} \sin^2 \frac{\vartheta}{2} e^{+\frac{3i}{2}\varphi} \end{pmatrix}, \quad (5)$$

and the remaining eigenspinors $|\chi_{-3/2}(\vec{k})\rangle$ and $|\chi_{-1/2}(\vec{k})\rangle$ can be obtained from the above ones by spatial inversion $\vartheta \mapsto \pi - \vartheta$, $\varphi \mapsto \varphi + \pi$. In what follows, mutual overlaps squared⁹ between spinors will be of key importance:

$$|\langle \chi_{\frac{3}{2}}(\vec{k}_1) | \chi_{\frac{3}{2}}(\vec{k}_2) \rangle|^2 = \left[\frac{1}{2} \left(1 + \frac{\vec{k}_1 \vec{k}_2}{k_1 k_2} \right) \right]^3, \quad (6)$$

$$|\langle \chi_{\frac{1}{2}}(\vec{k}_1) | \chi_{\frac{1}{2}}(\vec{k}_2) \rangle|^2 = \frac{1}{8} \left(1 + \frac{\vec{k}_1 \vec{k}_2}{k_1 k_2} \right) \left(3 \frac{\vec{k}_1 \vec{k}_2}{k_1 k_2} - 1 \right)^2, \quad (7)$$

$$|\langle \chi_{\frac{3}{2}}(\vec{k}_1) | \chi_{\frac{1}{2}}(\vec{k}_2) \rangle|^2 = \frac{3}{8} \left(1 + \frac{\vec{k}_1 \vec{k}_2}{k_1 k_2} \right)^2 \left(1 - \frac{\vec{k}_1 \vec{k}_2}{k_1 k_2} \right). \quad (8)$$

Combining the above single-particle Hamiltonian with Coulomb repulsion among holes and a neutralizing

background, the dielectric function within RPA at wave vector \vec{q} and frequency ω is given by¹⁻³

$$\varepsilon^{\text{RPA}}(\vec{q}, \omega) = 1 - V(\vec{q}) \chi_0(\vec{q}, \omega). \quad (9)$$

Here $V(\vec{q})$ is the Fourier transform of the interaction potential, and the free polarizability reads

$$\chi_0(\vec{q}, \omega) = \frac{1}{(2\pi)^3} \sum_{\lambda_1, \lambda_2} \int d^3k \left[|\langle \chi_{\lambda_1}(\vec{k}) | \chi_{\lambda_2}(\vec{k} + \vec{q}) \rangle|^2 \cdot \frac{f(\vec{k}, \lambda_1) - f(\vec{k} + \vec{q}, \lambda_2)}{\hbar\omega + i0 - [\varepsilon_{\lambda_2}(\vec{k} + \vec{q}) - \varepsilon_{\lambda_1}(\vec{k})]} \right], \quad (10)$$

with $f(\vec{k}, \lambda)$ being Fermi functions. In what follows we will concentrate on the case of zero temperature and Coulomb repulsion, $V(\vec{q}) = e^2/(\varepsilon_r \varepsilon_0 q^2)$, where ε_r is a background dielectric constant taking into account screening by deeper bands.

III. FREE POLARIZABILITY

We now present our analytical results for the real and imaginary part of the free polarizability. Details of the derivations can be found in the Appendix. A discussion of the physical properties of the corresponding dielectric function follows further below in Sec. IV. Defining

$$\chi_{hh}(\vec{q}, \omega) = \frac{1}{(2\pi)^3} \int_{k \leq k_h} d^3k \left(\frac{1}{2} + \frac{3(\vec{k} \cdot (\vec{k} + \vec{q}))^2}{k^2(\vec{k} + \vec{q})^2} \right) \times \left[\frac{1}{\hbar(\omega + i0) - (\varepsilon_h(\vec{k} + \vec{q}) - \varepsilon_h(\vec{k}))} - \frac{1}{\hbar(\omega + i0) + (\varepsilon_h(\vec{k} + \vec{q}) - \varepsilon_h(\vec{k}))} \right], \quad (11)$$

$$\chi_{hl}(\vec{q}, \omega) = \frac{1}{(2\pi)^3} \int_{k \leq k_h} d^3k \left(\frac{3}{2} - \frac{3(\vec{k} \cdot (\vec{k} + \vec{q}))^2}{k^2(\vec{k} + \vec{q})^2} \right) \times \left[\frac{1}{\hbar(\omega + i0) - (\varepsilon_l(\vec{k} + \vec{q}) - \varepsilon_h(\vec{k}))} - \frac{1}{\hbar(\omega + i0) + (\varepsilon_l(\vec{k} + \vec{q}) - \varepsilon_h(\vec{k}))} \right], \quad (12)$$

one can formulate the polarizability [Eq. (10)] as follows:

$$\chi_0(\vec{q}, \omega) = \sum_{\alpha, \beta \in \{h, l\}} \chi_{\alpha\beta}(\vec{q}, \omega), \quad (13)$$

where the remaining quantities $\chi_{ll}(\vec{q}, \omega)$ and $\chi_{lh}(\vec{q}, \omega)$ are given by Eqs. (11) and (12) via the replacement $h \leftrightarrow l$, and k_h (k_l) is the Fermi wave number for heavy (light) holes corresponding to the common Fermi energy ε_f .²⁰ Introducing the obvious decomposition $\chi_{\alpha\beta}(\vec{q}, \omega) = R_{\alpha\beta}(\vec{q}, \omega) + iI_{\alpha\beta}(\vec{q}, \omega)$ with real functions $R_{\alpha\beta}(\vec{q}, \omega)$ and $I_{\alpha\beta}(\vec{q}, \omega)$ ($\alpha, \beta \in \{h, l\}$), we will now

analyze the real and imaginary part of the free polarizability of the hole gas. The respective expressions to be presented below are the result of independent calculations and perfectly fulfill Kramers-Kronig relations.¹⁻³

A. Real part of the free polarizability

Following the steps detailed in Appendix, the real part of the free polarizability can be obtained as

$$\begin{aligned}
R_{hh}(\vec{q}, \omega) + R_{hl}(\vec{q}, \omega) = & \frac{-m_h}{(2\pi\hbar)^2} \left[2k_h + \frac{q}{4} \frac{1}{[\varepsilon_h(q)]^2} \left((4\varepsilon_f \varepsilon_h(q) - [\varepsilon_h(q) + \hbar\omega]^2) \ln \left| \frac{\varepsilon_h(q) + \hbar\omega + \hbar^2 q k_h / m_h}{\varepsilon_h(q) + \hbar\omega - \hbar^2 q k_h / m_h} \right| \right. \right. \\
& + (4\varepsilon_f \varepsilon_h(q) - [\varepsilon_h(q) - \hbar\omega]^2) \ln \left. \left. \left| \frac{\varepsilon_h(q) - \hbar\omega + \hbar^2 q k_h / m_h}{\varepsilon_h(q) - \hbar\omega - \hbar^2 q k_h / m_h} \right| \right) \right] - \frac{3}{(2\pi\hbar)^2} (m_h - m_l) k_h \\
& + \frac{3}{(2\pi\hbar)^2} \frac{m_h q}{32} \left(1 - \frac{m_h}{m_l} \right)^2 \left[\int_0^{2k_h/q} dy y \ln \left| \frac{1 - \hbar\omega/\varepsilon_l(q) + y + (1 - m_l/m_h)y^2/4}{1 - \hbar\omega/\varepsilon_l(q) - y + (1 - m_l/m_h)y^2/4} \right| + (\omega \mapsto -\omega) \right] \\
& + \frac{3}{(2\pi\hbar)^2} \frac{m_h q}{8} \left[\frac{\varepsilon_h(q)}{\hbar\omega} \left(1 + \frac{\hbar\omega}{\varepsilon_h(q)} \right)^2 \mathcal{P} \int_0^{2k_h/q} dy \frac{y}{y^2 + 4\hbar\omega/\varepsilon_h(q)} \left(\ln \left| \frac{1 - \hbar\omega/\varepsilon_h(q) + y}{1 - \hbar\omega/\varepsilon_h(q) - y} \right| \right. \right. \\
& \left. \left. - \ln \left| \frac{1 - \hbar\omega/\varepsilon_l(q) + y + (1 - m_l/m_h)y^2/4}{1 - \hbar\omega/\varepsilon_l(q) - y + (1 - m_l/m_h)y^2/4} \right| \right) + (\omega \mapsto -\omega) \right] - \frac{3}{(2\pi\hbar)^2} \frac{m_h q}{8} \\
& \times \left[\frac{\varepsilon_h(q)}{\hbar\omega} \left(1 - \frac{\hbar\omega}{\varepsilon_h(q)} \right)^2 \int_0^{2k_h/q} dy \frac{1}{y} \ln \left| \frac{1 - \hbar\omega/\varepsilon_h(q) + y}{1 - \hbar\omega/\varepsilon_h(q) - y} \right| + (\omega \mapsto -\omega) \right] + \frac{3}{(2\pi\hbar)^2} \frac{m_h q}{8} \\
& \times \left[\frac{\varepsilon_h(q)}{\hbar\omega} \left(1 - \frac{\hbar\omega}{\varepsilon_l(q)} \right)^2 \int_0^{2k_h/q} dy \frac{1}{y} \ln \left| \frac{1 - \hbar\omega/\varepsilon_l(q) + y + (1 - m_l/m_h)y^2/4}{1 - \hbar\omega/\varepsilon_l(q) - y + (1 - m_l/m_h)y^2/4} \right| + (\omega \mapsto -\omega) \right], \tag{14}
\end{aligned}$$

where $(\omega \mapsto -\omega)$ denotes terms with the sign of the frequency changed compared to the preceding expression, and the remaining contribution $R_{ll}(\vec{q}, \omega) + R_{lh}(\vec{q}, \omega)$ follows via $h \leftrightarrow l$. In the limit $m_h = m_l$ the first two lines in Eq. (14) express the result for the standard textbook case of a fermion gas without spin-orbit coupling,¹⁻³ while all other terms vanish in this limit and represent corrections arising from $m_h \neq m_l$. The contribution in the third line of Eq. (14) is constant, i.e., independent of \vec{q} and ω . However, in the limit of large frequencies this term cancels against the terms in the last two lines of the above equation such that $\lim_{\omega \rightarrow \infty} \chi_0(\vec{q}, \omega) = 0$. The integral occurring in the fourth line of Eq. (14) is elementary but lengthy (cf. Appendix), while all other integrals cannot be cast into elementary expressions. Note that in the fifth line of the above expression a proper Cauchy

principal value (denoted by \mathcal{P}) occurs. This mathematical detail arises from the Dirac identity, and the corresponding integral does for negative frequency $\omega < 0$ not converge in the general sense. The occurrence of such nontrivial principal values is also a technical difference to the standard jellium model.

B. Imaginary part of the free polarizability

As the free polarizability $\chi_0(\vec{r}, t)$ is a real quantity, let us concentrate on nonnegative frequencies $\omega \geq 0$. The regions of nonzero contribution $I_{hh}(\vec{q}, \omega)$ in the q - ω plane are given explicitly in Table I and are depicted for typical system parameters in Fig. 1(a). In regions I and II $I_{hh}(\vec{q}, \omega)$ is given by

$$\text{I: } I_{hh}(\vec{q}, \omega) = \frac{-1}{4\pi q} \frac{m_h^2}{\hbar^4} \hbar\omega \left[2 - \frac{3}{8} \left(1 + \frac{\varepsilon_h(q)}{\hbar\omega} \right)^2 \ln \left| 1 + \frac{\hbar\omega}{\varepsilon_f} \right| - \frac{3}{8} \left(1 - \frac{\varepsilon_h(q)}{\hbar\omega} \right)^2 \ln \left| 1 - \frac{\hbar\omega}{\varepsilon_f} \right| \right], \tag{15}$$

$$\text{II: } I_{hh}(\vec{q}, \omega) = \frac{-1}{4\pi q} \frac{m_h^2}{\hbar^4} \hbar\omega \left[\frac{2\varepsilon_f}{\hbar\omega} - \left(1 - \frac{\varepsilon_h(q)}{\hbar\omega} \right)^2 \left(\frac{\hbar\omega}{2\varepsilon_h(q)} - \frac{3}{4} \ln \left| \frac{\hbar^2 q k_h / m_h}{\varepsilon_h(q) - \hbar\omega} \right| \right) - \frac{3}{8} \left(1 + \frac{\varepsilon_h(q)}{\hbar\omega} \right)^2 \ln \frac{4\varepsilon_h(q)(\varepsilon_f + \hbar\omega)}{[\varepsilon_h(q) + \hbar\omega]^2} \right], \tag{16}$$

respectively, and is zero for all other values of q and ω . The region boundaries given in Table I are completely analogous to the ones found for a standard jellium gas of spinless particles with mass m_h and Fermi momentum k_h ; for more details see Appendix. The contributions to the imaginary part occurring in these regions are, however, clearly different from the standard case. The regions of nonvanishing contributions of and the corresponding expressions for $I_{ll}(\vec{q}, \omega)$ can be obtained directly via the replacement $h \mapsto l$.

The cases of the remaining expressions $I_{hl}(\vec{q}, \omega)$ and $I_{lh}(\vec{q}, \omega)$ are substantially more complicated. It is useful to distinguish two separate terms:

$$I_{hl}(\vec{q}, \omega) = I_{hl}^+(\vec{q}, \omega) - I_{hl}^-(\vec{q}, \omega), \quad (17)$$

and likewise for $I_{lh}(\vec{q}, \omega)$. The corresponding regions of nonzero contribution to $I_{hl}^\pm(\vec{q}, \omega)$ and $I_{lh}^\pm(\vec{q}, \omega)$ are given in Tables II and III, respectively, and plotted in Figs. 1(c) and 1(d) for typical parameters. Now defining

$$G_\pm(q, \omega; k_1, k_2; m_1, m_2) = \frac{3}{8\pi q} \frac{m_1}{\hbar^2} \left[\pm \left(\frac{q^2}{2} \pm \frac{m_2 \omega}{\hbar} \right)^2 \frac{\hbar}{2m_1 \omega} \left(\ln \frac{k_1}{k_2} - \frac{1}{2} \ln \left| \frac{k_1^2 \mp 2m_1 \omega / \hbar}{k_2^2 \mp 2m_1 \omega / \hbar} \right| \right) \right. \\ \left. + \left[q^2 - \left(1 - \frac{m_2}{m_1} \right) \left(\frac{q^2}{2} \pm \frac{m_2 \omega}{\hbar} \right) \right] \frac{1}{2} \ln \left| \frac{k_1^2 \mp 2m_1 \omega / \hbar}{k_2^2 \mp 2m_1 \omega / \hbar} \right| \right. \\ \left. - \frac{1}{4} \left(1 - \frac{m_2}{m_1} \right)^2 \left(\frac{1}{2} (k_1^2 - k_2^2) \pm \frac{m_1 \omega}{\hbar} \ln \left| \frac{k_1^2 \mp 2m_1 \omega / \hbar}{k_2^2 \mp 2m_1 \omega / \hbar} \right| \right) \right], \quad (18)$$

$I_{hl}^+(\vec{q}, \omega)$ in regions I and II can be expressed as

$$\text{I: } I_{hl}^+(\vec{q}, \omega) = G_+(q, \omega; k_h, \underline{k}_h^+; m_h, m_l), \quad (19)$$

$$\text{II: } I_{hl}^+(\vec{q}, \omega) = G_+(q, \omega; \bar{k}_h^+, \underline{k}_h^+; m_h, m_l), \quad (20)$$

respectively, where

$$\underline{k}_h^\pm = \frac{q}{1 - \frac{m_l}{m_h}} \left| 1 - \sqrt{1 - \left(1 - \frac{m_l}{m_h} \right) \left(1 \pm \frac{\hbar \omega}{\varepsilon_l} \right)} \right|, \quad (21)$$

$$\bar{k}_h^\pm = \frac{q}{1 - \frac{m_l}{m_h}} \left(1 + \sqrt{1 - \left(1 - \frac{m_l}{m_h} \right) \left(1 \pm \frac{\hbar \omega}{\varepsilon_l} \right)} \right). \quad (22)$$

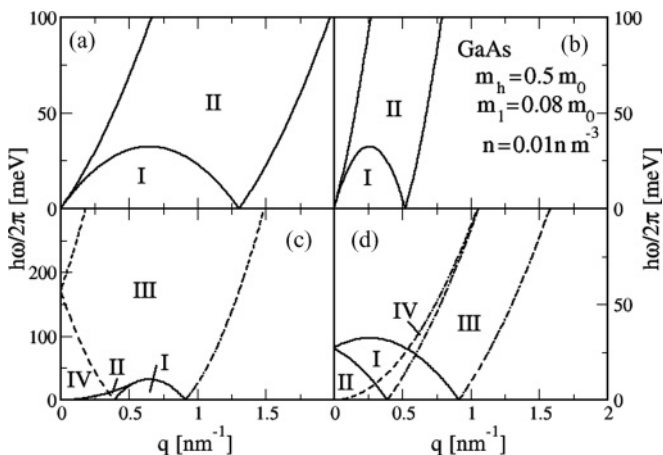


FIG. 1. Regions of nonvanishing contributions to (a) $I_{hh}(\vec{q}, \omega)$, (b) $I_{lh}(\vec{q}, \omega)$, (c) $I_{hl}^+(\vec{q}, \omega)$ (solid lines) and $I_{hl}^-(\vec{q}, \omega)$ (dashed lines), and (d) $I_{lh}^+(\vec{q}, \omega)$ (solid lines) and $I_{lh}^-(\vec{q}, \omega)$ (dashed lines); cf. Tables I–III. We have chosen the mass parameters of GaAs, $m_h = 0.5m_0$, $m_l = 0.08m_0$, and a hole density of $n = 0.01 \text{ nm}^{-3}$.

The nonzero contributions to $I_{hl}^-(\vec{q}, \omega)$ in regions III and IV of Table II are given by

$$\text{III: } I_{hl}^-(\vec{q}, \omega) = G_-(q, \omega; k_h, \underline{k}_h^-; m_h, m_l), \quad (23)$$

$$\text{IV: } I_{hl}^-(\vec{q}, \omega) = G_-(q, \omega; \bar{k}_h^-, \underline{k}_h^-; m_h, m_l). \quad (24)$$

The nonvanishing contributions to $I_{lh}^\pm(\vec{q}, \omega)$ can be expressed in a similar manner. For $I_{lh}^+(\vec{q}, \omega)$ in regions I and II of Table III one finds

$$\text{I: } I_{lh}^+(\vec{q}, \omega) = G_+(q, \omega; k_l, \underline{k}_l^+; m_l, m_h), \quad (25)$$

$$\text{II: } I_{lh}^+(\vec{q}, \omega) = G_+(q, \omega; \bar{k}_l^+, \underline{k}_l^+; m_l, m_h), \quad (26)$$

with

$$\underline{k}_l^\pm = \frac{q}{\frac{m_h}{m_l} - 1} \left| 1 - \sqrt{1 + \left(\frac{m_h}{m_l} - 1 \right) \left(1 \pm \frac{\hbar \omega}{\varepsilon_h} \right)} \right|, \quad (27)$$

$$\bar{k}_l^\pm = \frac{q}{\frac{m_h}{m_l} - 1} \left(1 + \sqrt{1 + \left(\frac{m_h}{m_l} - 1 \right) \left(1 \pm \frac{\hbar \omega}{\varepsilon_h} \right)} \right). \quad (28)$$

TABLE I. Boundaries of regions of nonzero imaginary contribution $I_{hh}(\vec{q}, \omega)$. The boundaries for $I_{ll}(\vec{q}, \omega)$ are obtained via the replacement $h \mapsto l$.

Region	Boundary
I	$q \leq 2k_h \wedge \hbar \omega \leq \hbar^2 q k_h / m_h - \varepsilon_h(q)$
II	$[q \leq 2k_h \wedge \hbar^2 q k_h / m_h - \varepsilon_h(q) \leq \hbar \omega \leq \hbar^2 q k_h / m_h + \varepsilon_h(q)]$ $\vee [q \geq 2k_h \wedge -\hbar^2 q k_h / m_h + \varepsilon_h(q) \leq \hbar \omega \leq \hbar^2 q k_h / m_h + \varepsilon_h(q)]$

TABLE II. Boundaries of regions of nonzero contributions to $I_{hl}^+(\vec{q}, \omega)$ (regions I and II) and $I_{hl}^-(\vec{q}, \omega)$ (regions III and IV).

Region	Boundary
I	$(1 - \sqrt{m_l/m_h})k_h \leq q \leq (1 + \sqrt{m_l/m_h})k_h$ $\wedge \hbar\omega \leq \hbar^2 q k_h / m_l - \varepsilon_l(q) - (m_h/m_l - 1)\varepsilon_f$
II	$[q \leq (1 - m_l/m_h)k_h$ $\wedge \hbar^2 q k_h / m_l - \varepsilon_l(q) - (m_h/m_l - 1)\varepsilon_f \leq \hbar\omega$ $\leq \varepsilon_h(q)/(1 - m_l/m_h)]$
III	$[q \leq (1 - \sqrt{m_l/m_h})k_h$ $\wedge -\hbar^2 q k_h / m_l + \varepsilon_l(q) + (m_h/m_l - 1)\varepsilon_f \leq \hbar\omega$ $\leq \hbar^2 q k_h / m_l + \varepsilon_l(q) + (m_h/m_l - 1)\varepsilon_f]$ $\vee [(1 - \sqrt{m_l/m_h})k_h \leq q \leq (1 + \sqrt{m_l/m_h})k_h$ $\wedge \hbar\omega \leq \hbar^2 q k_h / m_l + \varepsilon_l(q) + (m_h/m_l - 1)\varepsilon_f]$ $\vee [q \geq (1 + \sqrt{m_l/m_h})k_h$ $\wedge -\hbar^2 q k_h / m_l + \varepsilon_l(q) + (m_h/m_l - 1)\varepsilon_f \leq \hbar\omega$ $\leq \hbar^2 q k_h / m_l + \varepsilon_l(q) + (m_h/m_l - 1)\varepsilon_f]$
IV	$q \leq (1 - \sqrt{m_l/m_h})k_h$ $\wedge \hbar\omega \leq -\hbar^2 q k_h / m_l + \varepsilon_l(q) + (m_h/m_l - 1)\varepsilon_f$

Likewise, the contributions to $I_{lh}^-(\vec{q}, \omega)$ in regions I and II are given by

$$\text{III} : I_{lh}^-(\vec{q}, \omega) = G_-(q, \omega; k_l, \underline{k}_l^-; m_l, m_h), \quad (29)$$

$$\text{IV} : I_{lh}^-(\vec{q}, \omega) = G_-(q, \omega; \bar{k}_l, \underline{k}_l^-; m_l, m_h). \quad (30)$$

IV. DIELECTRIC FUNCTION

Let us now analyze the RPA dielectric function resulting from the above free polarizability. We first concentrate on the effect of the mass difference between heavy and light holes. To this end we eliminate effects of the dielectric background by putting $\varepsilon_f = 1$, and we fix the total density $n = n_h + n_l$, $n_{h/l} = k_{h/l}^3/3\pi^2$, to $n = 0.01 \text{ nm}^{-3}$. Figures 2 and 3 show the real²³ and imaginary part of the dielectric function as

TABLE III. Boundaries of regions of nonzero contributions to $I_{lh}^+(\vec{q}, \omega)$ (regions I and II) and $I_{lh}^-(\vec{q}, \omega)$ (regions III and IV).

Region	Boundary
I	$[q \leq (\sqrt{m_h/m_l} + 1)k_l$ $\wedge -\hbar^2 q k_l / m_h - \varepsilon_h(q) - (m_l/m_h - 1)\varepsilon_f \leq \hbar\omega$ $\leq \hbar^2 q k_l / m_h - \varepsilon_h(q) - (m_l/m_h - 1)\varepsilon_f]$
II	$q \leq (\sqrt{m_h/m_l} - 1)k_l$ $\wedge \hbar\omega \leq -\hbar^2 q k_l / m_h - \varepsilon_h(q) - (m_l/m_h - 1)\varepsilon_f$
III	$[(\sqrt{m_h/m_l} - 1)k_l \leq q \leq (\sqrt{m_h/m_l} + 1)k_l$ $\wedge \hbar\omega \leq \hbar^2 q k_l / m_h + \varepsilon_h(q) + (m_l/m_h - 1)\varepsilon_f]$ $\vee [q \geq (\sqrt{m_h/m_l} + 1)k_l$ $\wedge -\hbar^2 q k_l / m_h + \varepsilon_h(q) + (m_l/m_h - 1)\varepsilon_f \leq \hbar\omega$ $\leq \hbar^2 q k_l / m_h + \varepsilon_h(q) + (m_l/m_h - 1)\varepsilon_f]$
IV	$q \leq (m_h/m_l - 1)k_l$ $\wedge \hbar^2 q k_l / m_h + \varepsilon_h(q) + (m_l/m_h - 1)\varepsilon_f \leq \hbar\omega$ $\leq \varepsilon_l(q)/(m_h/m_l - 1)]$

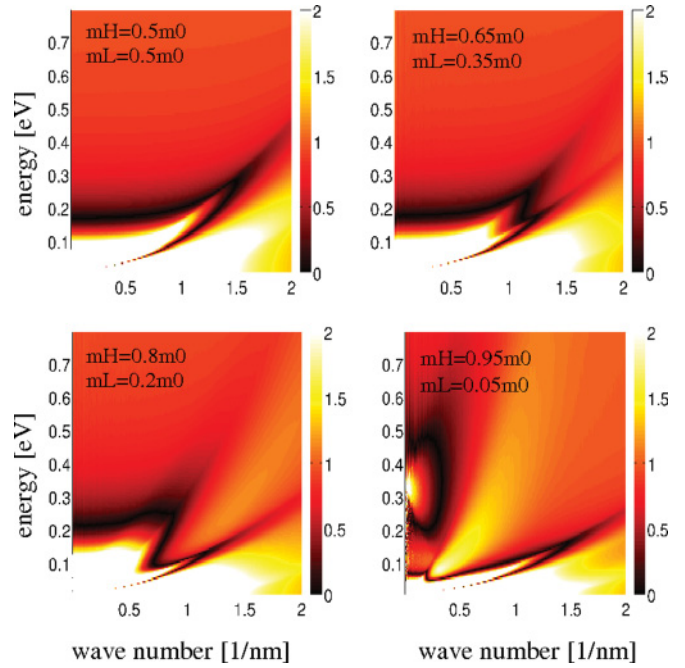


FIG. 2. (Color online) The modulus $|\text{Re}[\varepsilon^{\text{RPA}}(\vec{q}, \omega)]|$ of the real part of the RPA dielectric function as a function of wave number q and energy $\hbar\omega$ for a model system with $\varepsilon_r = 1$. The ratio of heavy and light mass is varied at constant $m_H + m_l = m_0$, and the total hole density is $n = 0.01 \text{ nm}^{-3}$.

a function of wave number and frequency in a color-coded density plot, whereas in Fig. 4 the modulus of $\varepsilon^{\text{RPA}}(\vec{q}, \omega)$ is shown. The top left panel in each figure illustrates the textbook case¹⁻³ of equal masses $m_H = m_l = m_0/2$ with its well-known

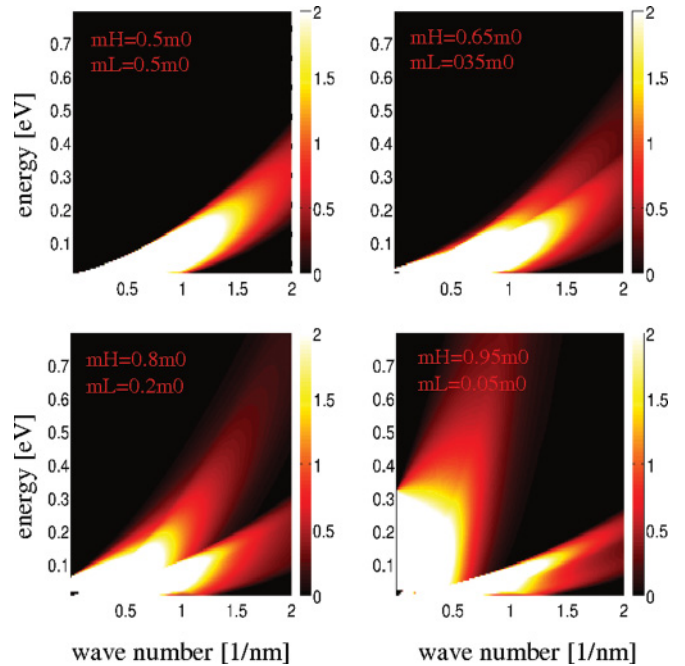


FIG. 3. (Color online) The imaginary part $\text{Im}[\varepsilon^{\text{RPA}}(\vec{q}, \omega)]$ of the RPA dielectric function as a function of wave number q and energy $\hbar\omega$ for a model system with $\varepsilon_r = 1$. The ratio of heavy and light mass is varied at constant $m_H + m_l = m_0$, and the total hole density is $n = 0.01 \text{ nm}^{-3}$.

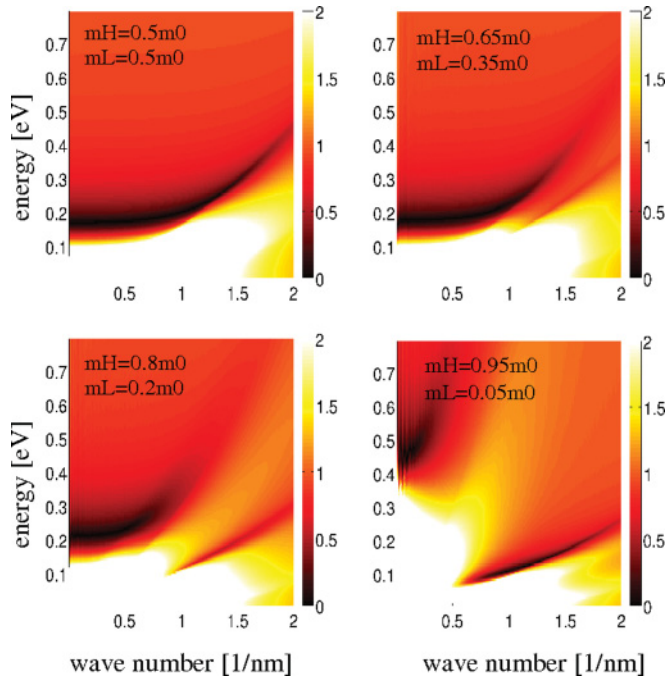


FIG. 4. (Color online) The modulus $|\epsilon^{\text{RPA}}(\vec{q}, \omega)|$ of the RPA dielectric function as a function of wave number q and energy $\hbar\omega$ for a model system with $\epsilon_r = 1$. The ratio of heavy and light mass is varied at constant $m_H + m_L = m_0$, and the total hole density is $n = 0.01 \text{ nm}^{-3}$. The dark areas indicate zeros of the dielectric function corresponding to plasmon excitations.

plasmon dispersion $\omega(q)$ determined by $\epsilon^{\text{RPA}}[\vec{q}, \omega(q)] = 0$. With increasing mass difference between heavy and light holes a more complex structure arises and the plasmon dispersion splits into two branches, as seen in the bottom panels of Fig. 4: a branch with comparatively high energies at small wave numbers is accompanied by a branch at lower energies and large wave vectors. It is an interesting speculation whether one can interpret these two plasmon branches in analogy to phonons: on one branch both heavy and light holes possibly perform (speaking in classical terms) joint collective oscillations of charge density (analogous to acoustic phonons), while on the other branch they oscillate opposite to each other (similar to optical phonons). We leave this particular issue to future investigations.

Finally, Figs. 5 and 6 show the free polarizability as a function of frequency at different wave vectors for the same choice of heavy and light hole masses as in the previous figures.

Let us now discuss our results for the dielectric function with respect to concrete III-V semiconductors. In order to make contact to typical ferromagnetic semiconductor systems,⁴ and to compare with results of Ref. 11, we choose here a higher carrier density of $n = 0.35 \text{ nm}^{-3}$. We consider four typical III-V systems, whose relevant parameters²¹ are given in Table IV. Note that now also the background dielectric constant ϵ_r plays a nontrivial role. In Figs. 7–9 we have plotted the real²³ and imaginary part and the modulus, respectively, of the dielectric function as a function of wave number and frequency. As seen from Fig. 9, the zeros of the dielectric

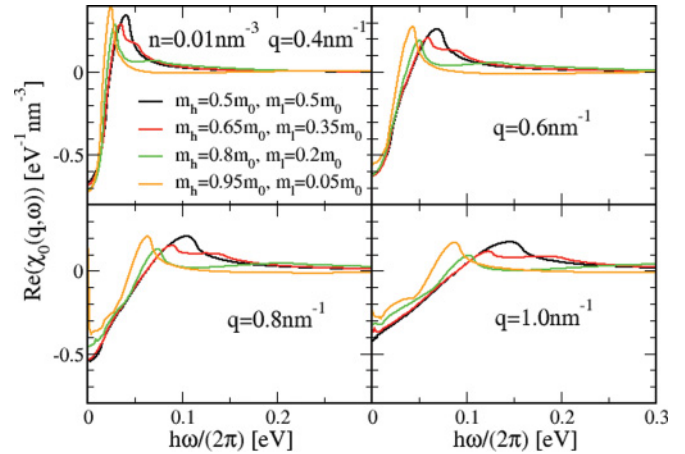


FIG. 5. (Color online) The real part of the free polarizability $\chi_0(\vec{q}, \omega)$ as a function of frequency at different wave vectors for the same choice of heavy and light hole masses as in the previous figures.

function $\epsilon^{\text{RPA}}(\vec{q}, \omega)$ defining the plasmon excitations form a clearly more complex pattern than in the standard jellium liquid, and, as in the previous case, two dispersion branches can be identified. In particular, the plasmon excitation in GaAs at small wave vector occurs slightly below 0.3 eV, which agrees very well with Fig. 4 of Ref. 11, where a more complex model for the band structure was used. However, differently from the findings there, we can identify two plasmon dispersion branches with small damping. Moreover, In Fig. 10 we show the free polarizability $\chi_0(\vec{q}, \omega)$ as a function of frequency at different wave vectors for the same semiconductor systems. Again, the imaginary part for GaAs agrees nicely with data given in Fig. 2 of Ref. 11. In this regime the imaginary part of the free polarizability is dominated by transitions between heavy-hole states; i.e., the main contribution is $I_{hh}(\vec{q}, \omega)$, in accordance with Ref. 11.

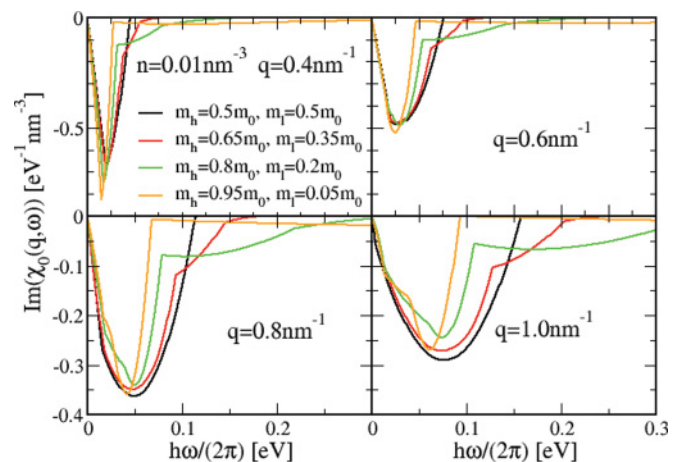


FIG. 6. (Color online) The imaginary part of the free polarizability $\chi_0(\vec{q}, \omega)$ as a function of frequency at different wave vectors for the same choice of heavy and light hole masses as in the previous figures.

TABLE IV. Heavy and light hole masses along with background dielectric constants for various III-V semiconductors.²¹

Semiconductor	m_h/m_0	m_l/m_0	ϵ_r
AlAs	0.47	0.18	10.0
GaAs	0.5	0.08	12.8
InAs	0.5	0.026	14.5
InSb	0.2	0.015	18.0

A. Static limit

In the static limit $\omega = 0$, the rather complex contributions of Eq. (14) to the free polarizability of the hole system simplify considerably to^{8,22}

$$\begin{aligned}
\chi_0(\vec{q}, 0) = & -\frac{m_h}{\pi^2 \hbar^2} k_h \left(1 + 3 \left(\frac{q}{2k_h} \right)^2 \right) L \left(\frac{q}{2k_h} \right) \\
& -\frac{m_l}{\pi^2 \hbar^2} k_l \left(1 + 3 \left(\frac{q}{2k_l} \right)^2 \right) L \left(\frac{q}{2k_l} \right) \\
& + \frac{3(\sqrt{m_h} + \sqrt{m_l})^2}{4\pi^2 \hbar^2} \frac{q^2}{k_h + k_l} L \left(\frac{q}{k_h + k_l} \right) \\
& - \frac{3(m_h - m_l)}{4\pi^2 \hbar^2} (k_h - k_l) \left[1 - L \left(\frac{q}{k_h + k_l} \right) \right] \\
& + \frac{3m_h}{2\pi^2 \hbar^2} q H \left(\frac{q}{2k_h} \right) + \frac{3m_l}{2\pi^2 \hbar^2} q H \left(\frac{q}{2k_l} \right) \\
& - \frac{3(m_h + m_l)}{2\pi^2 \hbar^2} q H \left(\frac{q}{k_h + k_l} \right), \quad (31)
\end{aligned}$$

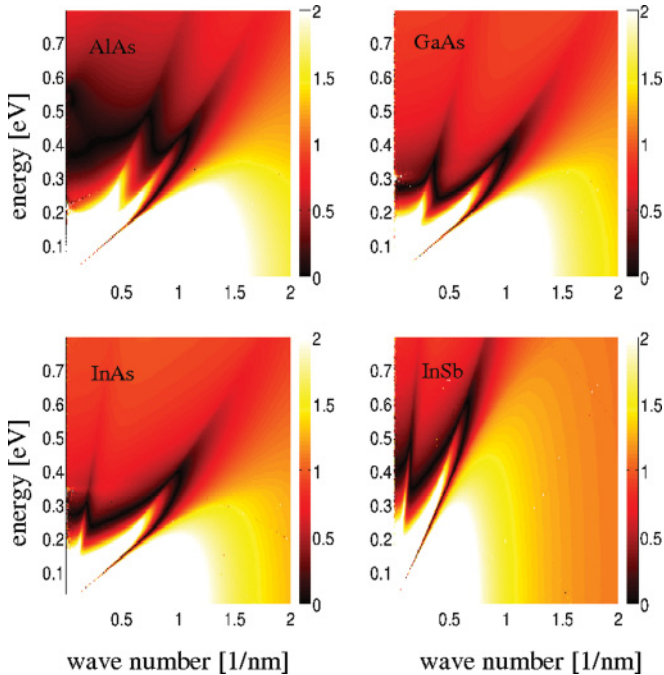


FIG. 7. (Color online) The modulus $|\text{Re}[\epsilon^{\text{RPA}}(\vec{q}, \omega)]|$ of the real part of the RPA dielectric function as a function of wave number q and energy $\hbar\omega$ for various semiconductor systems at a total hole density of $n = 0.35 \text{ nm}^{-3}$.

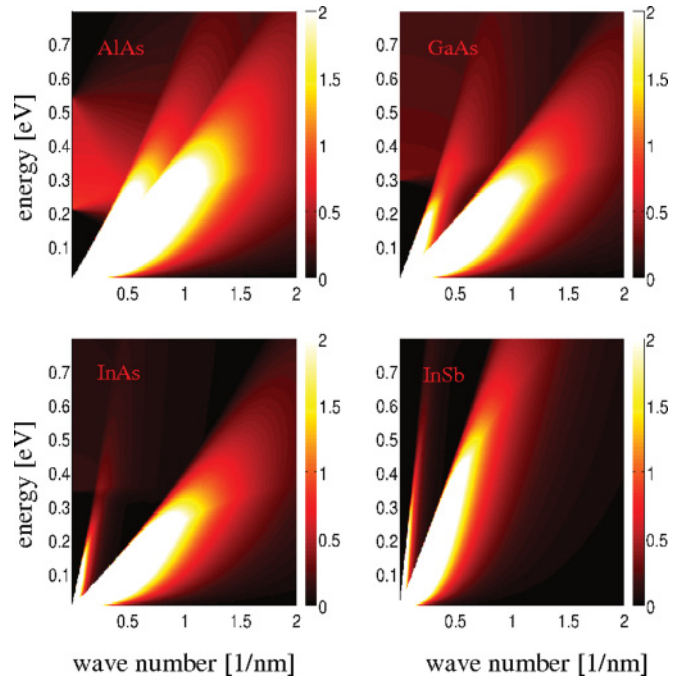


FIG. 8. (Color online) The imaginary part $\text{Im}[\epsilon^{\text{RPA}}(\vec{q}, \omega)]$ of the RPA dielectric function as a function of wave number q and energy $\hbar\omega$ for various semiconductor systems at a total hole density of $n = 0.35 \text{ nm}^{-3}$.

where $L(x)$ is the so-called Lindhard correction:

$$L(x) = \frac{1}{2} + \frac{1-x^2}{4x} \ln \left| \frac{1+x}{1-x} \right|, \quad (32)$$

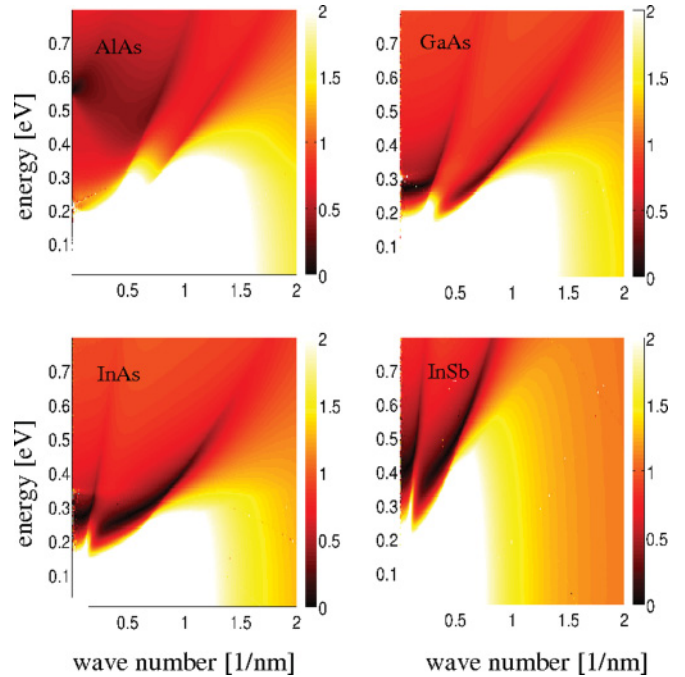


FIG. 9. (Color online) The modulus $|\epsilon^{\text{RPA}}(\vec{q}, \omega)|$ of the RPA dielectric function as a function of wave number q and energy $\hbar\omega$ for various semiconductor systems at a total hole density of $n = 0.35 \text{ nm}^{-3}$. The dark areas indicate zeros of the dielectric function corresponding to plasmon excitations.

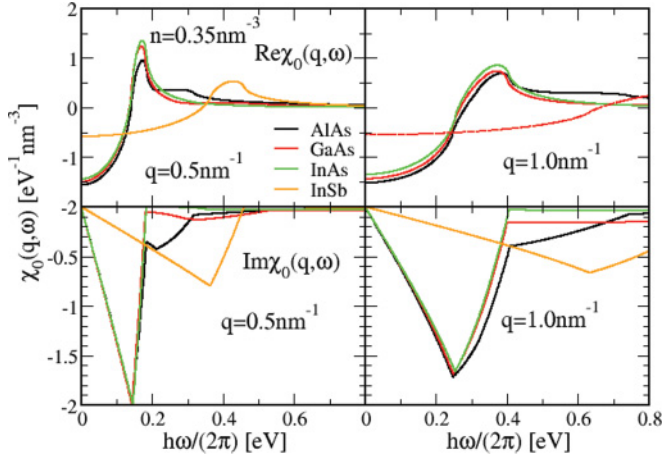


FIG. 10. (Color online) The real (top panels) and imaginary (bottom panels) part of the free polarizability $\chi_0(\vec{q}, \omega)$ as a function of frequency at different wave vectors for the same semiconductor systems as before (cf. Table IV).

and the function H is defined as

$$H(x) = \frac{1}{2} \int_0^{1/x} dy \frac{1}{y} \ln \left| \frac{1+y}{1-y} \right| = \begin{cases} \frac{\pi^2}{4} - \sum_{n=0}^{\infty} \frac{x^{2n+1}}{(2n+1)^2} & |x| \leq 1 \\ \sum_{n=0}^{\infty} \frac{(\frac{1}{x})^{2n+1}}{(2n+1)^2} & |x| \geq 1 \end{cases} \quad (33)$$

Details of the derivation of the above result can be found in Appendix 1a. Note that the static polarizability can entirely be expressed in terms of the arguments $k/2k_h$, $k/2k_l$, and $k/k_h + k_l$, with the latter one being the harmonic mean of the two former. In the case $m_h = m_l$ (i.e., $k_h = k_l = k_F$) one obtains the usual result $\chi_0(\vec{q}, 0) = -D(\epsilon_F)L(q/2k_F)$ for charge carriers without spin-orbit coupling where $D(\epsilon)$ is the density of states.²⁴ For $m_h \neq m_l$, however, the static polarizability (31) has a clearly more complicated structure. Fig. 11 displays the static-free polarizability and dielectric function for the systems discussed above. In particular, the data in the left panel at fixed $m_h + m_l = m_0$ show that the static polarizability develops richer features with increasing difference in heavy and light hole mass.

Moreover, in the long-wave approximation $\chi_0(\vec{q}, 0) \approx \chi_0(0, 0)$, one recovers the usual Thomas-Fermi screening:

$$\epsilon^{\text{RPA}}(\vec{q}, 0) \approx 1 - q_{\text{TF}}^2/q^2, \quad (34)$$

with a Thomas-Fermi wave number $q_{\text{TF}}^2 = (e^2/\epsilon_r \epsilon_0)3n/(2\epsilon_f)$.

As discussed in Ref. 8, the full screened potential of a pointlike probe charge Q ,

$$\Phi(\vec{r}) = \frac{1}{(2\pi)^3} \int d^3q \frac{Q}{\epsilon_r \epsilon_0 q^2} \frac{1}{\epsilon^{\text{RPA}}(\vec{q})} e^{i\vec{q}\vec{r}}, \quad (35)$$

can conveniently be approximated using Lighthill's theorem²⁵ as

$$\Phi(r) \approx \frac{m_h}{m_0} \phi_{\infty}(2k_h, r) + \frac{m_l}{m_0} \phi_{\infty}(2k_l, r), \quad (36)$$

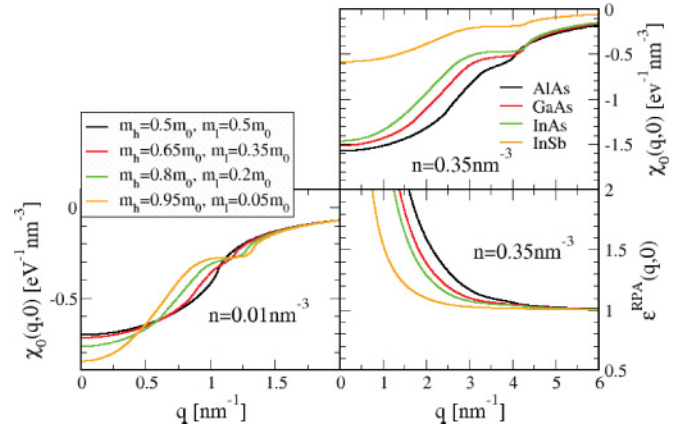


FIG. 11. (Color online) (Left panel) The static free polarizability $\chi_0(\vec{q}, 0)$ for the same choice of parameters as in Figs. 2–6. (Right panels) $\chi_0(\vec{q}, 0)$ and $\epsilon^{\text{RPA}}(\vec{q}, 0)$, the same III-V semiconductor systems as in Figs. 7–10 (cf. Table IV).

where

$$\phi_{\infty}(q, r) = \frac{Q}{4\pi\epsilon_0 a_0} \frac{2}{\pi} \frac{1}{[\epsilon_r \epsilon^{\text{RPA}}(q)]^2} \frac{\cos(qr)}{(qr)^3}, \quad (37)$$

and $a_0 = 4\pi\epsilon_0\hbar^2/(m_0 e^2)$ being the usual Bohr radius. As a result, a beating of Friedel oscillations between the two wave numbers $2k_{h/l}$ [but not $k = (k_h + k_l)/2$] takes place.⁸ This beating is a peculiarity of the holes residing in the p-type valence band and should be observable via similar scanning tunneling microscopy techniques as used in metals²⁶ and n -doped semiconductors.²⁷ Moreover, as theoretical studies have revealed, such oscillations can have a profound impact on the magnetic properties of ferromagnetic semiconductors by giving way to the possibility of noncollinear magnetic ordering.^{28,29}

B. Limit of large frequencies

In the regime of large frequencies and small-wave vectors, one can expand the denominators in Eq. (10) assuming $\hbar\omega \gg \epsilon_{h/l}(\vec{q})$ and $\hbar\omega \gg (\hbar k_{h/l}/m_{h/l})\hbar q$. The result within the two leading orders reads^{8,30}

$$\begin{aligned} \epsilon^{\text{RPA}}(\vec{q}, \omega) = & 1 - \frac{1}{\omega^2} \frac{e^2}{\epsilon_r \epsilon_0} \frac{1}{6\pi^2} \left(\frac{1}{m_h} + \frac{1}{m_l} \right) (k_h^3 + k_l^3) \\ & - \frac{1}{\omega^4} \frac{e^2 \hbar^2}{\epsilon_r \epsilon_0 \pi^2} \frac{1}{2} \left(\frac{1}{m_h^3} + \frac{1}{m_l^3} \right) \\ & \times \left[\frac{1}{5} q^2 (k_h^5 + k_l^5) + \frac{1}{12} q^4 (k_h^3 + k_l^3) \right] \\ & - \frac{1}{\omega^4} \frac{e^2 \hbar^2}{\epsilon_r \epsilon_0 \pi^2} \left[-\frac{1}{56} \left(\frac{1}{m_h} - \frac{1}{m_l} \right)^3 (k_h^7 - k_l^7) \right. \\ & + \frac{21}{200} q^2 \left(\frac{1}{m_h^3} - \frac{1}{m_l^3} \right) (k_h^5 - k_l^5) \\ & \left. - \frac{3}{40} q^2 \left(\frac{1}{m_h} - \frac{1}{m_l} \right) \left(\frac{k_h^5}{m_l^2} - \frac{k_l^5}{m_h^2} \right) \right]. \quad (38) \end{aligned}$$

For $m_h = m_l$ the first three lines of the above expression reproduce again the standard textbook result² while all other terms vanish in this limit. On the other hand, if $m_h \neq m_l$, contributions in the order $1/\omega^4$ occur that are *independent of the wave vector* \vec{q} . Such terms are absent in the case of the standard electron gas where the contributions of the order $1/\omega^{2n}$ are at least of the order q^{2n-2} in the wave vector.² The technical reason why such contributions are present for the hole gas is that the expression $\varepsilon_{\lambda_2}(\vec{k} + \vec{q}) - \varepsilon_{\lambda_1}(\vec{k})$ in Eq. (10) contains for $|\lambda_1| \neq |\lambda_2|$ an additive term which is independent of k (and vanishes for $m_h = m_l$). As a consequence, although the result in Eq. (38) is the valid high-frequency expansion of the dielectric function, it is not possible to obtain from it a reliable expression for the plasmon dispersion $\omega(q)$ defined by $\varepsilon^{\text{RPA}}[\vec{q}, \omega(q)] = 0$. This statement holds even for the long-wavelength plasma frequency $\omega(q = 0)$ and is due to the fact that in any order in $(1/\omega^2)$ the prefactor in the expansion contains contributions being of low order (including the zeroth order) in q . As an example, relying on the expansion (38) being of up to the quartic order in $1/\omega$, the condition $\varepsilon^{\text{RPA}}[\vec{q}, \omega(q)] = 0$ translates to^{8,30}

$$\omega^2(q) = (\omega_p^{(0)})^2 \left[\frac{1}{2} + \frac{1}{2} \left\{ 1 + 4 \left[u(n^{1/3} a_0) + (v + w) \frac{(q a_0)^2}{n^{1/3} a_0} \right] \right\}^{1/2} \right] + \mathcal{O}(q^4). \quad (39)$$

Here we have defined

$$(\omega_p^{(0)})^2 = \frac{e^2 n}{\varepsilon_r \varepsilon_0} \frac{1}{2} \left(\frac{1}{m_h} + \frac{1}{m_l} \right), \quad (40)$$

and the density-independent coefficients u , v , and w are given by

$$u = \frac{-Q(m_h, m_l)}{(3\pi^2)^{1/3} (m_h^{3/2} + m_l^{3/2})^{2/3}} \times \frac{3}{14} \left(\frac{1}{m_h} - \frac{1}{m_l} \right)^3 (m_h^{7/2} - m_l^{7/2}), \quad (41)$$

$$v = \frac{2Q(m_h, m_l)}{5\pi^2} \left(\frac{1}{m_h^3} + \frac{1}{m_l^3} \right) (m_h^{5/2} + m_l^{5/2}), \quad (42)$$

$$w = \frac{3Q(m_h, m_l)}{10\pi^2} \left[\frac{7}{5} \left(\frac{1}{m_h^3} - \frac{1}{m_l^3} \right) (m_h^{5/2} - m_l^{5/2}) - \left(\frac{1}{m_h} - \frac{1}{m_l} \right) \left(\frac{m_h^{5/2}}{m_l^2} - \frac{m_l^{5/2}}{m_h^2} \right) \right], \quad (43)$$

with the common prefactor

$$Q(m_h, m_l) = \frac{\varepsilon_r m_0}{\left(\frac{1}{m_h} + \frac{1}{m_l} \right)^2 (m_h^{3/2} + m_l^{3/2})^{5/3}} (3\pi^2)^{5/3}. \quad (44)$$

Clearly, the coefficients u and w vanish for $m_h = m_l$ while from v one recovers the usual textbook result for an electron gas without spin-orbit coupling.² However, if m_h and m_l differ substantially, the neglected contributions occurring in the higher order in the inverse frequency but being independent of or of low order in the wave vector can substantially modify the plasmon excitations. This can even affect the plasma frequency

$\omega(q = 0)$ at the zero wave vector: e.g., for the parameters of GaAs (cf. Table IV) and a total hole density of $n = 0.35 \text{ nm}^{-3}$ one obtains from Eq. (39) $\hbar\omega(q = 0) \approx 0.8 \text{ eV}$, in contrast to the value of slightly less than 0.3 eV found from a full evaluation of the dielectric function (cf. Fig. 9 top right panel) which is also in accordance with Ref. 11. In summary, although the expansion (38) is the correct description of the dielectric function in the limit of large frequencies, it does not lead to reliable expressions for the plasmon dispersion. This is due to peculiarities of the expansion occurring for $m_h \neq m_l$. On the other hand, as seen from, e.g., Fig. 9, the interplay between the hole mass difference and the background dielectric constant leads to plasmon excitations patterns which differ dramatically from the textbook case of the jellium model. These alternations, however, are not accurately described by expressions of the type of Eq. (39), in contrast to an earlier approach where results for the full wave vector and frequency dependence of the dielectric function were not available yet.⁸

V. CONCLUSIONS AND OUTLOOK

We have investigated the RPA dielectric function of the homogeneous semiconductor hole liquid in p -doped bulk III-V zinc-blende semiconductors. The single-particle physics of the hole system is modeled by Luttinger's four-band Hamiltonian in its spherical approximation. Regarding the Coulomb-interacting hole liquid, the full dependence of the zero-temperature dielectric function on wave vector and frequency has been explored. The imaginary part of the dielectric function is analytically obtained in terms of complicated but fully elementary expressions, while in the result for the real part nonelementary one-dimensional integrations remain to be performed. The correctness of these two independent calculations is checked via Kramers-Kronig relations.

The mass difference between heavy and light holes, along with variations in the background dielectric constant, leads to dramatic alternations in the plasmon excitation pattern, and, generically, two plasmon branches can be identified. These findings are the result of the evaluation of the full dielectric function and are not accessible via a high-frequency expansion. In the static limit a beating of Friedel oscillations between the Fermi wave numbers of heavy and light holes occurs.

Regarding future developments, possible extensions of the present work could include the implementation of more general single-particle Hamiltonians modeling the band structure. For instance, one could drop the spherical approximation to the Luttinger Hamiltonian and consider parameters $\gamma_2 \neq \gamma_3$. However, such a reduction of the full rotational invariance to tetrahedral symmetry might prohibit analytical progress as achieved here. However, we do not expect drastic effects from such a generalization, in particular because for the generic material GaAs γ_2 and γ_3 are very close to each other.²¹ Moreover, our results obtained here for the spherically symmetric 4×4 valence-band Hamiltonian agree, where overlapping, very reasonably with findings in Ref. 11 where a more complicated 8×8 band structure model was evaluated numerically.

Having in mind ferromagnetic semiconductors such as Mn-doped GaAs, another obvious extension would be a coupling to the hole spins by a homogeneous Zeeman-type field mimicking the magnetization of the Mn ions. A technical difficulty here lies in the fact that the resulting single-particle Hamiltonian cannot be diagonalized any more in a convenient analytical fashion. However, analytical progress might still be possible if the Zeeman coupling is treated as a perturbation. This strategy leads us of course to also consider the spin susceptibility, i.e., spin-spin response function. For a standard jellium systems of spin-1/2 fermions without spin-orbit coupling, this quantity is, up to constant prefactors, identical to the free electrical polarization.¹ For the 4×4 hole system studied here, however, this simple relation is rendered invalid by the larger spin length and, more importantly, the presence of manifest spin-orbit coupling. Thus, a study of the spin susceptibility in a similarly analytical fashion as done here for the electric polarizability and the dielectric function appears also to be useful.

Finally, from the point of view of general many-particle physics, the inclusion of so-called local many-body field

factors would be an important step toward correlations beyond RPA.¹ The practical treatment of such local-field factors in the presence of strong spin-orbit coupling, however, is still in its infancy.

ACKNOWLEDGMENTS

This work was supported by Deutsche Forschungsgemeinschaft via SFB 689 ‘‘Spin Phenomena in Reduced Dimensions.’’

APPENDIX: CALCULATION OF FREE POLARIZABILITY

1. Real part

With the help of the Dirac identity

$$\frac{1}{x + i0} = \mathcal{P} \frac{1}{x} - i\pi\delta(x), \quad (\text{A1})$$

the contributions to the real part of the free polarizability of the hole gas read

$$R_{hh}(\vec{q}, \omega) = \frac{-1}{(2\pi\hbar)^2} \frac{m_h}{q^2} \mathcal{P} \int_0^{k_h} dk k^2 \int_{-1}^1 dx \left(1 + 3 \frac{k^2 + 2kqx + q^2x^2}{k^2 + 2kqx + q^2} \right) \left[\frac{1}{1 + (2k/q)x - 2m_h\omega/(\hbar q^2)} + (\omega \mapsto -\omega) \right], \quad (\text{A2})$$

$$R_{hl}(\vec{q}, \omega) = \frac{-1}{(2\pi\hbar)^2} \frac{m_l}{q^2} \mathcal{P} \int_0^{k_h} dk k^2 \int_{-1}^1 dx \left(3 - 3 \frac{k^2 + 2kqx + q^2x^2}{k^2 + 2kqx + q^2} \right) \times \left[\frac{1}{1 + (2k/q)x + (1 - m_l/m_h)k^2/q^2 - 2m_l\omega/(\hbar q^2)} + (\omega \mapsto -\omega) \right]. \quad (\text{A3})$$

The integration over the polar variable x can be performed by applying the identity

$$\frac{k^2 + 2kqx + q^2x^2}{k^2 + 2kqx + q^2} \frac{1}{1 + (2k/q)x + \alpha} = \left(\frac{q}{2k} \right)^2 - \frac{q/(8k)}{1 - (q/k)^2\alpha} \left(1 - \frac{q^2}{k^2} \right) \frac{1}{x + q/(2k) + k/(2q)} + \frac{q/(2k)}{1 - (q/k)^2\alpha} \left(1 - \frac{q^2}{2k^2}(1 + \alpha) \right)^2 \frac{1}{x + q(1 + \alpha)/(2k)}, \quad (\text{A4})$$

for $\alpha = -2m_h\omega/(\hbar q^2)$ and $\alpha = (1 - m_l/m_h)k^2/q^2 - 2m_l\omega/(\hbar q^2)$. Adding both contributions and introducing a dimensionless radial integration variable $y = 2k/q$, the result can be formulated as

$$R_{hh}(\vec{q}, \omega) + R_{hl}(\vec{q}, \omega) = \frac{-1}{(2\pi\hbar)^2} \frac{q}{4} \mathcal{P} \int_0^{2k_h/q} dy y^2 \left[\frac{m_h}{2} \frac{1}{y} \ln \left| \frac{1 - 2m_h\omega/(\hbar q^2) + y}{1 - 2m_h\omega/(\hbar q^2) - y} \right| + \frac{3}{y^2} (m_h - m_l) \right. \\ + \frac{3m_l}{2} \frac{1}{y} \ln \left| \frac{1 - 2m_l\omega/(\hbar q^2) + y + (1 - m_l/m_h)y^2/4}{1 - 2m_l\omega/(\hbar q^2) - y + (1 - m_l/m_h)y^2/4} \right| \\ + \frac{3m_h}{2} \frac{y}{y^2 + 8m_h\omega/(\hbar q^2)} \left[1 - \frac{2}{y^2} \left(1 - \frac{2m_h\omega}{\hbar q^2} \right) \right]^2 \ln \left| \frac{1 - 2m_h\omega/(\hbar q^2) + y}{1 - 2m_h\omega/(\hbar q^2) - y} \right| \\ - \frac{3m_h}{2} \frac{y}{y^2 + 8m_h\omega/(\hbar q^2)} \left[\frac{1}{2} \left(1 + \frac{m_l}{m_h} \right) - \frac{2}{y^2} \left(1 - \frac{2m_l\omega}{\hbar q^2} \right) \right]^2 \\ \left. \times \ln \left| \frac{1 - 2m_l\omega/(\hbar q^2) + y + (1 - m_l/m_h)y^2/4}{1 - 2m_l\omega/(\hbar q^2) - y + (1 - m_l/m_h)y^2/4} \right| + (\omega \mapsto -\omega) \right]. \quad (\text{A5})$$

Now, by rearranging the terms in the integrand and performing elementary integrations, one obtains the result in Eq. (14). We note that also the integral in the third line of Eq. (14) is elementary but lengthy:

$$\int_0^x dy y \ln \left| \frac{ay^2 + by + c}{ay^2 - by + c} \right| = \frac{1}{2} \left(x^2 - \frac{b^2}{2a^2} + \frac{c}{a} \right) \ln \left| \frac{ay^2 + by + c}{ay^2 - by + c} \right| + \frac{b}{a} x - \begin{cases} \frac{b}{a} \sqrt{\frac{b^2}{4a^2} - \frac{c}{a}} \left[\tanh^{-1} \left(\frac{x+b/(2a)}{\sqrt{b^2/(4a^2) - c/a}} \right) + \tanh^{-1} \left(\frac{x-b/(2a)}{\sqrt{b^2/(4a^2) - c/a}} \right) \right] \frac{b^2}{4a^2} - \frac{c}{a} \geq 0 \\ \frac{b}{a} \sqrt{\frac{c}{a} - \frac{b^2}{4a^2}} \left[\tan^{-1} \left(\frac{x+b/(2a)}{\sqrt{c/a - b^2/(4a^2)}} \right) + \tan^{-1} \left(\frac{x-b/(2a)}{\sqrt{c/a - b^2/(4a^2)}} \right) \right] \frac{b^2}{4a^2} - \frac{c}{a} \leq 0 \end{cases},$$

whereas all other integrals in Eq. (14) cannot be expressed via elementary functions.

a. Static limit

In the static limit $\omega \rightarrow 0$ one obtains from Eq. (14) [or, alternatively, Eq. (A5)]

$$\begin{aligned} R_{hh}(\vec{q}, 0) + R_{hl}(\vec{q}, 0) &= \frac{-m_h}{(2\pi\hbar)^2} \left(2k_h + \frac{q/2}{\varepsilon_h(q)} [\varepsilon_f - \varepsilon_h(q)] \ln \left| \frac{\varepsilon_h(q) + \hbar^2 q k_h / m_h}{\varepsilon_h(q) - \hbar^2 q k_h / m_h} \right| \right) - \frac{3}{(2\pi\hbar)^2} (m_h - m_l) k_h \\ &+ \frac{3}{(2\pi\hbar)^2} \frac{m_h q}{16} \left(1 - \frac{m_h}{m_l} \right)^2 \sum_{\mu=\pm} y_\mu^2 \int_0^{2k_h/(qy_\mu)} dy y \ln \left| \frac{1+y}{1-y} \right| \\ &+ \frac{3}{(2\pi\hbar)^2} m_h q \int_0^{2k_h/q} dy \frac{1}{y} \ln \left| \frac{1+y}{1-y} \right| - \frac{3/2}{(2\pi\hbar)^2} (m_h + m_l) \sum_{\mu=\pm} \int_0^{2k_h/(qy_\mu)} dy \frac{1}{y} \ln \left| \frac{1+y}{1-y} \right| \\ &- \frac{3}{(2\pi\hbar)^2} m_h q \int_0^{2k_h/q} dy \frac{1}{y^3} \left(\ln \left| \frac{1+y}{1-y} \right| - \ln \left| \frac{1+y/y_+}{1-y/y_+} \right| - \ln \left| \frac{1+y/y_-}{1-y/y_-} \right| \right), \end{aligned} \quad (\text{A6})$$

where we have split a part of the logarithmic terms in the integrand by introducing $y_\pm := 2/(1 \pm \sqrt{m_l/m_h})$. In order to simplify the above expression we first note that the first term of the right-hand side can be written as $-m_h L(q/(2k_h))/(\pi\hbar)^2$ using the Lindhard correction (32). Regarding the terms in the second and third line involving a summation over $\mu = \pm$, the interchange $h \leftrightarrow l$ leads to $y_\pm \leftrightarrow \bar{y}_\pm := 2/(1 \pm \sqrt{m_h/m_l})$, fulfilling $2k_l/(q\bar{y}_\pm) = \pm 2k_h/(qy_\pm)$ and $m_h \bar{y}_\pm^2 = m_l y_\pm^2$. From these observations it is easy to see that the terms with $\mu = -$ cancel against corresponding expressions in $R_{ll}(\vec{q}, 0) + R_{lh}(\vec{q}, 0)$, and only the terms with $\mu = +$ (being invariant under $h \leftrightarrow l$) contribute to $\chi_0(\vec{q}, 0)$. The first of these contributions [the second line in Eq. (A6)] can be expressed again via the Lindhard correction, while the integrals in the third line involve the function $H(x)$ defined in Eq. (33). Finally, the last line of Eq. (A6) can be evaluated as

$$\begin{aligned} m_h \int_0^{2k_h/q} dy \frac{1}{y^3} \left(\ln \left| \frac{1+y}{1-y} \right| - \ln \left| \frac{1+y/y_+}{1-y/y_+} \right| - \ln \left| \frac{1+y/y_-}{1-y/y_-} \right| \right) \\ = 2m_h \frac{q}{2k_h} L \left(\frac{q}{2k_h} \right) - \frac{(\sqrt{m_h} + \sqrt{m_l})^2}{2} \frac{q}{k_h + k_l} L \left(\frac{q}{k_h + k_l} \right) - \frac{(\sqrt{m_h} - \sqrt{m_l})^2}{2} \frac{q}{k_h - k_l} L \left(\frac{q}{k_h - k_l} \right), \end{aligned} \quad (\text{A7})$$

where the last term on the right-hand side is odd under $h \leftrightarrow l$ and cancels against an analogous contribution in $R_{ll}(\vec{q}, 0) + R_{lh}(\vec{q}, 0)$. Now summing all expressions one ends up with the result in Eq. (31) for the free polarizability $\chi_0(\vec{q}, 0)$.

2. Imaginary part

a. $I_{hh}(\vec{q}, \omega)$ and $I_{ll}(\vec{q}, \omega)$

Using the Dirac identity [Eq. (A1)] and performing the angular integrations, $I_{hh}(\vec{q}, \omega)$ can be expressed as

$$\begin{aligned} I_{hh}(\vec{q}, \omega) &= \frac{-1}{4\pi q} \frac{m_h}{\hbar^2} \int_0^{k_h} dk \left[\left(2k + \frac{3}{2k} \frac{(q^2/2 + m_h \omega / \hbar)^2 - q^2 k^2}{k^2 - 2m_h \omega / \hbar} \right) \Theta \left(k - \left| \frac{q}{2} + \frac{m_h \omega}{\hbar q} \right| \right) \right. \\ &\quad \left. - \left(2k + \frac{3}{2k} \frac{(q^2/2 - m_h \omega / \hbar)^2 - q^2 k^2}{k^2 + 2m_h \omega / \hbar} \right) \Theta \left(k - \left| \frac{q}{2} - \frac{m_h \omega}{\hbar q} \right| \right) \right], \end{aligned} \quad (\text{A8})$$

where $\Theta(x)$ denotes the Heaviside step function. Obviously, the step functions occurring in the above expression define the lower integration bound, and the pertaining discussion parallels the arguments appropriate for the standard textbook

case of a spinless Jellium model.¹⁻³ However, for the sake of completeness, and in order to point out important differences regarding the remaining quantities $I_{hl}(\vec{q}, \omega)$ and $I_{lh}(\vec{q}, \omega)$, to be analyzed below, let us briefly go into some details. Since

$I_{hh}(\vec{q}, -\omega) = -I_{hh}(\vec{q}, \omega)$ it is sufficient to concentrate on $\omega \geq 0$. Then, if the first step function in Eq. (A8) leads to a nonzero contribution (i.e., has a positive argument for some $k \in [0, k_h]$), this holds also for the second step function. Thus, a necessary and sufficient condition for both step functions to contribute is $k_h - |q/2 + m_h\omega/(\hbar q)| \geq 0$, which is equivalent to

$$\hbar q \frac{\hbar k_h}{m_h} - \varepsilon_h(q) \geq \hbar\omega \quad (\text{A9})$$

and can for nonnegative frequencies only be fulfilled for $q \leq 2k_h$. The last two inequalities define region I in Table I, and the corresponding expression (15) is obtained by elementary integration.

Let us now turn to the case where only the second step function contributes, i.e., $k_h - |q/2 - m_h\omega/(\hbar q)| \geq 0$, while inequality (A9) is violated. Assuming $\hbar\omega \geq \varepsilon_h(q)$ we arrive at the condition

$$\hbar q \frac{\hbar k_h}{m_h} + \varepsilon_h(q) \geq \hbar\omega \geq \hbar q \frac{\hbar k_h}{m_h} - \varepsilon_h(q), \quad (\text{A10})$$

while the opposite assumption, $\hbar\omega \leq \varepsilon_h(q)$, leads to

$$\hbar\omega \geq -\hbar q \frac{\hbar k_h}{m_h} + \varepsilon_h(q). \quad (\text{A11})$$

The latter inequality is only a nontrivial condition if its right-hand side is nonnegative, which is equivalent to $q \geq 2k_h$. In summary, the second step function in expression (A8) contributes while the first one yields zero if, and only if, (i) $q \leq 2k_h$ and inequality (A10) is fulfilled or (ii) $q \geq 2k_h$ and

$$\hbar q \frac{\hbar k_h}{m_h} + \varepsilon_h(q) \geq \hbar\omega \geq -\hbar q \frac{\hbar k_h}{m_h} + \varepsilon_h(q). \quad (\text{A12})$$

The above conditions define region II in Table I, and the corresponding expression (16) follows again from elementary integration.

The remaining quantity $I_{ll}(\vec{q}, \omega)$ is obtained from the above results via the replacement $h \mapsto l$.

b. $I_{hl}(\vec{q}, \omega)$

After performing the angular integrations, $I_{hl}(\vec{q}, \omega)$ can be formulated in the form of Eq. (17) with

$$I_{hl}^{\pm}(\vec{q}, \omega) = \frac{3}{8\pi q} \frac{m_h}{\hbar^2} \int_0^{k_h} dk \left[\frac{1/k}{k^2 \mp 2m_h\omega/\hbar} \left(-\left(\frac{q^2}{2} \pm \frac{m_l\omega}{\hbar}\right)^2 + k^2 \left[q^2 - \left(1 - \frac{m_l}{m_h}\right) \left(\frac{q^2}{2} \pm \frac{m_l\omega}{\hbar}\right) \right] \right. \right. \\ \left. \left. - \frac{k^4}{4} \left(1 - \frac{m_l}{m_h}\right)^2 \right) \Theta \left(k - \left| \frac{q}{2} + \left(1 - \frac{m_l}{m_h}\right) \frac{k^2}{2q} \pm \frac{m_l\omega}{\hbar q} \right| \right) \right]. \quad (\text{A13})$$

We now have to discuss under which circumstances the step functions in the above expression lead to nonzero contributions. This is more complicated than in the previous case since the arguments of the step functions depend quadratically (and not only linearly) on the integration variable k . The condition

$$\Theta \left[k - \left| \frac{q}{2} + \left(1 - \frac{m_l}{m_h}\right) \frac{k^2}{2q} \pm \frac{m_l\omega}{\hbar q} \right| \right] = 1 \quad (\text{A14})$$

is equivalent to

$$(k+a)^2 \geq b_{\pm} \quad \wedge \quad (k-a)^2 \leq b_{\pm}, \quad (\text{A15})$$

where we have defined

$$a = \frac{q}{1 - m_l/m_h}, \quad (\text{A16})$$

$$b_{\pm} = a^2 - \frac{2q}{1 - m_l/m_h} \left(\frac{q}{2} \pm \frac{m_l\omega}{\hbar q} \right) \\ = \frac{(m_l/m_h)q^2}{(1 - m_l/m_h)^2} \mp \frac{2m_l\omega/\hbar}{1 - m_l/m_h}. \quad (\text{A17})$$

Here, and in what follows, the upper (lower) sign refers always to $I_{hl}^+(\vec{q}, \omega)$ [$I_{hl}^-(\vec{q}, \omega)$]. Note that the step function in $I_{hl}^+(\vec{q}, \omega)$ can, for nonnegative frequencies, only be nonzero if this is also the case for $I_{hl}^-(\vec{q}, \omega)$.

Since $m_l < m_h$ we clearly have $a \geq 0$, and the second inequality in Eq. (A15) requires $b_{\pm} \geq 0$, which leads for the upper sign to the condition

$$\hbar\omega \leq \frac{1}{1 - m_l/m_h} \varepsilon_h(q). \quad (\text{A18})$$

Moreover, an elementary discussion of the inequalities (A15) yields the following lower and upper boundaries for the integral (A13) after resolving the step function:

$$l_{\pm} = \min\{|a - \sqrt{b_{\pm}}|, k_h\}, \quad (\text{A19})$$

$$\bar{l}_{\pm} = \min\{a + \sqrt{b_{\pm}}, k_h\}, \quad (\text{A20})$$

with $0 \leq l_{\pm} \leq \bar{l}_{\pm} \leq k_h$. Nonzero contributions occur only for $l_{\pm} < k_h$. For the upper sign, the condition $l_{\pm} \geq k_h$ implies

$$\hbar q \frac{\hbar k_h}{m_l} - \varepsilon_l(q) - \left(\frac{m_h}{m_l} - 1 \right) \varepsilon_f \leq \hbar\omega, \quad (\text{A21})$$

which is, for nonnegative ω , a nontrivial statement only if

$$(1 - \sqrt{m_l/m_h})k_h \leq q \leq (1 + \sqrt{m_l/m_h})k_h. \quad (\text{A22})$$

Conversely, inequality (A21) implies $l_{\pm} \geq k_h$ only for $a \leq k_h$, while in the case $a \geq k_h$, i.e.,

$$q \leq (1 - m_l/m_h)k_h, \quad (\text{A23})$$

it follows $k_h \leq a + \sqrt{b_{\pm}}$, and the inequality (A18) limits the region of nonzero $I_{hl}^+(\vec{q}, \omega)$. The inequalities (A23), (A21), and

(A18) define region II in Table II with the integration bounds being $\underline{l}_+ = |a - \sqrt{b_+}| =: \underline{k}_h^+$ and $\bar{l}_+ = a + \sqrt{b_+} =: \bar{k}_h^+$ as defined in Eqs. (21) and (22). On the other hand, inequality (A22), along with the negation of Eq. (A21),

$$\hbar q \frac{\hbar k_h}{m_l} - \varepsilon_l(q) - \left(\frac{m_h}{m_l} - 1 \right) \varepsilon_f \geq \hbar \omega, \quad (\text{A24})$$

define region I in Table II. Here again $\underline{l}_+ = \underline{k}_h^+$, and inequality (A24) further implies $\bar{l}_+ = k_h$. Note that the condition (A18) is always fulfilled if Eq. (A21) is valid, since

$$\begin{aligned} \hbar q \frac{\hbar k_h}{m_l} - \varepsilon_l(q) - \left(\frac{m_h}{m_l} - 1 \right) \varepsilon_f &\leq \frac{\varepsilon_h(q)}{1 - m_l/m_h} \\ \Leftrightarrow 0 &\leq \frac{\hbar^2}{2m_l} \left[\left(1 - \frac{m_l}{m_h} \right) k_h - q \right]^2. \end{aligned}$$

Moreover, the upper and the lower boundary of region II intersect each other in the q - ω plane at $q = (1 - m_l/m_h)k_h$ with an identical tangent. Finally, the corresponding contributions to $I_{hl}^+(\vec{q}, \omega)$ in regions I and II are obtained by elementary integration of Eq. (A13) and given in Eqs. (19) and (20).

Let us now turn to the lower sign case $I_{hl}^-(\vec{q}, \omega)$. The condition $\underline{l}_- \leq k_h$ implies for $b_- \geq a^2$ [$\Leftrightarrow \hbar \omega \geq \varepsilon_l(q)$]

$$\hbar q \frac{\hbar k_h}{m_l} + \varepsilon_l(q) + \left(\frac{m_h}{m_l} - 1 \right) \varepsilon_f \geq \hbar \omega. \quad (\text{A25})$$

In the opposite case $b_- \leq a^2$ [$\Leftrightarrow \hbar \omega \leq \varepsilon_l(q)$] the inequality $\underline{l}_- \leq k_h$ does not lead to any further restriction on the frequency for $k_h \geq a$ [$\Leftrightarrow (1 - m_l/m_h)k_h \geq q$], while for $k_h \leq a$ one finds

$$\hbar \omega \geq -\hbar q \frac{\hbar k_h}{m_l} + \varepsilon_l(q) + \left(\frac{m_h}{m_l} - 1 \right) \varepsilon_f. \quad (\text{A26})$$

The latter statement is a nontrivial requirement only if

$$q \geq (1 + \sqrt{m_l/m_h})k_h, \quad (\text{A27})$$

which also ensures $(1 - m_l/m_h)k_h \leq q$ ($\Leftrightarrow k_h \leq a$). The inequalities (A25) and (A26) are necessary and sufficient conditions for $I_{hl}^-(\vec{q}, \omega)$ in Eq. (A13) to be nonzero. In this case the lower integration bound is $\underline{l}_- = |a - \sqrt{b_-}| =: \underline{k}_h^-$ and again given explicitly in Eq. (21).

Moreover, straightforward inspection shows that the upper integration boundary is $\bar{l}_- = k_h$ provided inequality (A26) [but not necessarily Eq. (A27)] is fulfilled, while otherwise [requiring $q \leq (1 - \sqrt{m_l/m_h})k_h$] we have $\bar{l}_- = a + \sqrt{b_-} =: \bar{k}_h^-$ as given in Eq. (22). The corresponding contributions $G_-(\dots)$ in Eqs. (23) and (24) follow again from elementary integration. The different regions in the q - ω plane are summarized in Table II and illustrated in Fig. 1.

c. $I_{lh}(\vec{q}, \omega)$

The contribution $I_{lh}(\vec{q}, \omega)$ can formally be expressed by Eq. (A13) via the replacement $h \leftrightarrow l$. Thus one needs to discuss the condition

$$\Theta \left[k - \left| \frac{q}{2} + \left(1 - \frac{m_h}{m_l} \right) \frac{k^2}{2q} \pm \frac{m_h \omega}{\hbar q} \right] \right] = 1, \quad (\text{A28})$$

or, equivalently,

$$(k + c)^2 \geq d_{\pm} \quad \wedge \quad (k - c)^2 \leq d_{\pm}, \quad (\text{A29})$$

with

$$c = \frac{q}{m_h/m_l - 1}, \quad (\text{A30})$$

$$\begin{aligned} d_{\pm} &= c^2 + \frac{2q}{m_h/m_l - 1} \left(\frac{q}{2} \pm \frac{m_h \omega}{\hbar q} \right) \\ &= \frac{(m_h/m_l)q^2}{(m_h/m_l - 1)^2} \pm \frac{2m_h \omega / \hbar}{m_h/m_l - 1}. \end{aligned} \quad (\text{A31})$$

Note that, differently from the previous cases, $I_{lh}^+(\vec{q}, \omega)$ is not necessarily zero if $I_{lh}^-(\vec{q}, \omega)$ vanishes, because $1 - m_h/m_l < 0$. On the other hand, this inequality ensures $c \geq 0$, and from the condition $d_{\pm} \geq 0$ we find for the lower case

$$\hbar \omega \leq \frac{1}{m_h/m_l - 1} \varepsilon_l(q). \quad (\text{A32})$$

Similarly to the previous case, the inequalities (A29) lead to the following lower and upper boundaries within the interval $[0, k_l]$:

$$\underline{l}_{\pm} = \min\{|c - \sqrt{d_{\pm}}|, k_l\}, \quad (\text{A33})$$

$$\bar{l}_{\pm} = \min\{c + \sqrt{d_{\pm}}, k_l\}, \quad (\text{A34})$$

with nonzero contributions being possible only for $\underline{l}_{\pm} \leq k_l$. For the upper sign case this condition is equivalent to

$$\hbar q \frac{\hbar k_l}{m_h} - \varepsilon_h(q) - \left(\frac{m_l}{m_h} - 1 \right) \varepsilon_f \geq \hbar \omega, \quad (\text{A35})$$

which can only be fulfilled if

$$q \leq (1 + \sqrt{m_h/m_l})k_l. \quad (\text{A36})$$

Thus, in the above case, the lower integration bound is $\underline{l}_+ = |c - \sqrt{d_+}| =: \underline{k}_l^+$ and given explicitly in Eq. (27). Moreover, an again straightforward discussion shows that the upper integration bound is given by $\bar{l}_+ = c + \sqrt{d_+} =: \bar{k}_l^+$ [cf. Eq. (28)] provided

$$\hbar \omega \leq -\hbar q \frac{\hbar k_l}{m_h} - \varepsilon_h(q) - \left(\frac{m_l}{m_h} - 1 \right) \varepsilon_f, \quad (\text{A37})$$

which is only possible for

$$q \leq (-1 + \sqrt{m_h/m_l})k_l. \quad (\text{A38})$$

The above inequalities (A37) and (A38) define region II in Table III and Fig. 1, while region I is defined by Eqs. (A35) and (A36) and the negation of Eq. (A37). Here the upper integration bound is $\bar{l}_+ = k_l$. The corresponding expressions for $I_{lh}^+(\vec{q}, \omega)$ in regions I and II are given in Eqs. (25) and (26), respectively.

Regarding $I_{lh}^-(\vec{q}, \omega)$, considerations analogous to the ones for $I_{hl}^+(\vec{q}, \omega)$ show that the condition $\underline{l}_- \leq k_l$ is for $c \geq k_l$ ($\Leftrightarrow q \geq (m_h/m_l - 1)k_l$) equivalent to

$$\hbar q \frac{\hbar k_l}{m_h} + \varepsilon_h(q) + \left(\frac{m_l}{m_h} - 1 \right) \varepsilon_f \geq \hbar \omega \quad (\text{A39})$$

and

$$\hbar\omega \geq -\hbar q \frac{\hbar k_l}{m_h} + \varepsilon_h(q) + \left(\frac{m_l}{m_h} - 1\right) \varepsilon_f, \quad (\text{A40})$$

where the latter inequality poses a nontrivial requirement only if

$$q \geq (1 + \sqrt{m_h/m_l})k_h. \quad (\text{A41})$$

The inequalities (A39)–(A41) define region III in Table III. Here the lower integration bound is $\underline{l}_- = |c - \sqrt{d_-}| =: \underline{k}_l^-$ [cf. Eq. (27)], and the upper integration bound turns out to be always $\bar{l}_- = k_l$.

For $c \leq k_l$, i.e.,

$$q \leq (m_h/m_l - 1)k_l, \quad (\text{A42})$$

however, there is, similar to the case of $I_{hl}^+(\vec{q}, \omega)$, another way of fulfilling the condition $\underline{l}_- \leq k_l$. The corresponding region

IV is defined by the inequalities (A32), (A42), and

$$\hbar\omega \geq \hbar q \frac{\hbar k_l}{m_h} + \varepsilon_h(q) + \left(\frac{m_l}{m_h} - 1\right) \varepsilon_f, \quad (\text{A43})$$

and the integration bounds are $\underline{l}_- = \underline{k}_l^-$, $\bar{l}_- = c + \sqrt{d_-} =: \bar{k}_l^-$.

We note that the inequality (A39) generally implies the fulfillment of Eq. (A32), since

$$\begin{aligned} \hbar q \frac{\hbar k_l}{m_h} + \varepsilon_h(q) + \left(\frac{m_l}{m_h} - 1\right) \varepsilon_f &\leq \frac{\varepsilon_l(q)}{m_h/m_l - 1} \\ \Leftrightarrow 0 &\leq \frac{\hbar^2}{2m_h} \left[\left(\frac{m_h}{m_l} - 1\right) k_l - q \right]^2. \end{aligned}$$

Moreover, similarly as in the case of $I_{hl}^+(\vec{q}, \omega)$, the upper and the lower boundary of region IV intersect each other at $q = (m_h/m_l - 1)k_l$ with an identical tangent.

¹G. F. Giuliani and G. Vignale, *Quantum Theory of the Electron Liquid* (Cambridge University Press, Cambridge, 2005).

²G. Mahan, *Many-Particle Physics*, 3rd edition (Kluwer, New York, 2000).

³H. Bruus and K. Flensberg, *Many-Body Quantum Theory in Condensed Matter Physics* (Cambridge University Press, Cambridge, 2004).

⁴T. Jungwirth, J. Sinova, J. Masek, J. Kucera, and A. H. MacDonald, *Rev. Mod. Phys.* **78**, 809 (2006).

⁵J. Fabian, A. Matos-Abiague, C. Ertler, P. Stano, and I. Zutic, *Acta Phys. Slov.* **57**, 565 (2007).

⁶For a recent summary see K. Sato *et al.*, *Rev. Mod. Phys.* **82**, 1633 (2010).

⁷J. M. Luttinger, *Phys. Rev.* **102**, 1030 (1956).

⁸J. Schliemann, *Europhys. Lett.* **91**, 67004 (2010).

⁹J. Schliemann, *Phys. Rev. B* **74**, 045214 (2006).

¹⁰F. V. Kyrychenko and C. A. Ullrich, *Phys. Rev. B* **80**, 205202 (2009); *J. Phys. Condens. Matter* **21**, 084202 (2009).

¹¹F. V. Kyrychenko and C. A. Ullrich, *Phys. Rev. B* **83**, 205206 (2011).

¹²M. Pletyukhov and V. Gritsev, *Phys. Rev. B* **74**, 045307 (2006).

¹³S. M. Badalyan, A. Matos-Abiague, G. Vignale, and J. Fabian, *Phys. Rev. B* **79**, 205305 (2009); **81**, 205314 (2010).

¹⁴A. Agarwal, S. Chesi, T. Jungwirth, J. Sinova, G. Vignale, and M. Polini, *Phys. Rev. B* **83**, 115135 (2011).

¹⁵S. Chesi and G. F. Giuliani, *Phys. Rev. B* **83**, 235309 (2011).

¹⁶T. Kernreiter, M. Governale, and U. Zülicke, *New J. Phys.* **12**, 093002 (2010).

¹⁷B. Wunsch, T. Stauber, F. Sols, and F. Guinea, *New J. Phys.* **8**, 318 (2006); E. H. Hwang and S. Das Sarma, *Phys. Rev. B* **75**, 205418 (2007).

¹⁸T. Stauber, J. Schliemann, and N. M. R. Peres, *Phys. Rev. B* **81**, 085409 (2010).

¹⁹P. K. Pyatkovskiy, *J. Phys. Condens. Matter* **21**, 025506 (2009); A. Scholz and J. Schliemann, *Phys. Rev. B* **83**, 235409 (2011).

²⁰The contributions $\chi_{hh}(\vec{q}, \omega)$ and $\chi_{ll}(\vec{q}, \omega)$ correspond to the single-particle excitations among heavy holes only and light holes only, respectively. However, such an interpretation is, strictly speaking,

not possible for $\chi_{hl}(\vec{q}, \omega)$ and $\chi_{lh}(\vec{q}, \omega)$ as separate quantities. In particular, these terms are not identical to the contributions to the right-hand side of Eq. (10) with $\lambda_1 = 3/2$, $\lambda_2 = 1/2$, and $\lambda_1 = 1/2$, $\lambda_2 = 3/2$, respectively. This is due to the fact that by deriving Eq. (13) from Eq. (10) via a standard procedure,^{1–3} the role of the band indices is interchanged in a part of the expression. As a result, only the sum $\chi_{hl}(\vec{q}, \omega) + \chi_{lh}(\vec{q}, \omega)$ is identical to the sum of all terms in Eq. (10) with $\lambda_1 \neq \lambda_2$ and allows for an interpretation in terms of single-particle excitations.^{1–3}

²¹For a comprehensive review on semiconductor band and material parameters see I. Vurgaftman, J. R. Meyer, and L. R. Ram-Mohan, *J. Appl. Phys.* **89**, 5815 (2001).

²²The expression (31) corrects some typographical errors in Eq. (4) of Ref. 8 which do not affect any other part of the content there.

²³In order to efficiently display the zeros of the real part of the dielectric function, the modulus $\varepsilon^{\text{RPA}}(\vec{q}, \omega)$ [not $\varepsilon^{\text{RPA}}(\vec{q}, \omega)$ itself] is plotted in Figs. 2 and 5.

²⁴G. E. Simion and G. F. Giuliani, *Phys. Rev. B* **72**, 045127 (2005).

²⁵M. J. Lighthill, *An Introduction to Fourier Analysis and Generalised Functions* (Cambridge University Press, Cambridge, 1958).

²⁶M. F. Crommie, C. P. Lutz, and D. M. Eigler, *Nature (London)* **363**, 524 (1993).

²⁷K. Kanisawa, M. J. Butcher, H. Yamaguchi, and Y. Hirayama, *Phys. Rev. Lett.* **86**, 3384 (2001); K. Suzuki, K. Kanisawa, C. Janer, S. Perraud, K. Takashina, T. Fujisawa, and Y. Hirayama, *ibid.* **98**, 136802 (2007).

²⁸J. Schliemann and A. H. MacDonald, *Phys. Rev. Lett.* **88**, 137201 (2002); J. Schliemann, *Phys. Rev. B* **67**, 045202 (2003).

²⁹G. A. Fiete, G. Zarand, B. Janko, P. Redlinski, and C. P. Moca, *Phys. Rev. B* **71**, 115202 (2005).

³⁰The result Eq. (38) corrects in detail an expression given previously in Ref. 8. Corresponding changes apply to the coefficients u and w in Eqs. (41) and (43), respectively, compared to Ref. 8. However, these corrections do not change the qualitative properties of the high-frequency expansion of the dielectric function. In particular, the salient feature of terms being of low order in the wave vector and occurring in any order in the inverse frequency remains unaltered.