

Radial spin helix in two-dimensional electron systems with Rashba spin-orbit coupling

Yuriy V. Pershin*

Department of Physics and Astronomy and USC Nanocenter, University of South Carolina, Columbia, South Carolina 29208, USA

Valeriy A. Slipko

Department of Physics and Technology, V. N. Karazin Kharkov National University, Kharkov, Ukraine

(Received 4 July 2010; published 24 September 2010)

We suggest a long-lived spin-polarization structure, a radial spin helix, and study its relaxation dynamics. For this purpose, starting with a system of equations for spin-polarization density, we find its general solution in the axially symmetric case. It is demonstrated that the radial spin helix of a certain period relaxes slower than homogeneous spin polarization and plain spin helix. Importantly, the spin polarization at the center of the radial spin helix stays almost unchanged at short times. At longer times, when the initial nonexponential relaxation region ends, the relaxation of the radial spin helix occurs with the same time constant as that describing the relaxation of the plain spin helix.

DOI: [10.1103/PhysRevB.82.125325](https://doi.org/10.1103/PhysRevB.82.125325)

PACS number(s): 72.15.Lh, 72.25.Dc

I. INTRODUCTION

At the present time, there is a significant interest in the field of electron-spin relaxation in semiconductors stimulated by possible future applications of spins in electronics and computing.^{1,2} In many two-dimensional (2D) electron systems the leading mechanism of spin relaxation is the D'yakonov-Perel' spin-relaxation mechanism.^{3,4} Within this mechanism, electron spins feel an effective momentum-dependent magnetic field randomized by electron-scattering events resulting in relaxation of electron-spin polarization. A number of theoretical and experimental studies on peculiarities of D'yakonov-Perel' spin relaxation were reported in the last decade.⁵⁻¹⁷

It was shown in Ref. 9 that the spin-relaxation time for 2D electrons depends not only on material parameters [e.g., strength of spin-orbit (SO) interaction, electron mean-free path, etc.] but also on the initial spin-polarization profile. In particular, it was demonstrated that a *plain spin helix* in a 2D electron system with Rashba spin-orbit interaction has a longer spin-relaxation time than a homogeneous spin polarization.⁹ A later study¹¹ revealed that in a system with both Rashba¹⁸ and Dresselhaus¹⁹ interactions such an increase in spin-relaxation time can be even more dramatic. This effect was also observed experimentally.^{14,20}

In this paper, we consider spin relaxation of a *radial spin helix* in a 2D electron system with Rashba SO interaction. This structure is interesting because it provides the longest spin-relaxation time of 2D electrons subjected to Rashba SO interaction. Such a property is related to spin polarization in the vicinity of the special point of radial spin helix $r=0$. Physically, at short times, when the period of radial spin helix is equal to the period of spin precession, an electron diffusing from any direction to a point in the vicinity of $r=0$ has the same direction of spin polarization as the initial spin polarization at this point. Thus, D'yakonov-Perel' spin relaxation becomes inefficient at short times for spin polarization in the vicinity of $r=0$.

In the radial spin helix, the initial distribution of spin polarization has a cylindrical (axial) symmetry and is given by

$$S_r(r, t=0) = -S_0 \sin(kr), \quad (1)$$

$$S_\varphi(r, t=0) = 0, \quad (2)$$

$$S_z(r, t=0) = S_0 \cos(kr), \quad (3)$$

where k is the wave vector, and S_0 is the initial amplitude of spin polarization. In Fig. 1(a) we show schematically spin-polarization distribution in the radial direction. The overall distribution of z component of the spin polarization in radial spin helix of finite radius is shown in Fig. 1(b). Moreover, in this paper we will often refer to a plain spin helix suggested in Ref. 9. The initial distribution of spin-polarization components in the plain spin helix is

$$S_x(x, t=0) = -S_0 \sin(kx), \quad (4)$$

$$S_y(x, t=0) = 0, \quad (5)$$

$$S_z(x, t=0) = S_0 \cos(kx). \quad (6)$$

This paper is organized as follows. In Sec. II, a drift-diffusion equation approach is used to study relaxation dynamics of the radial spin helix. We obtain general expressions for spin polarization as a function of time and study its short and long time behavior. Our analytical studies are supported by Monte Carlo simulations presented in Sec. III. Our main results and conclusions are summarized in Sec. IV. Moreover, in several appendices following the main text, we provide additional calculation details. Specifically, a general analytical solution of spin drift-diffusion equation in the axially symmetric case is presented in the Appendix A and relaxation of plain spin helix is discussed in the Appendix B.

II. DRIFT-DIFFUSION DESCRIPTION OF RADIAL SPIN HELIX

In this section we consider the relaxation dynamics of the radial spin helix analytically. The initial spin polarization in the radial spin helix is of cylindrical symmetry and described

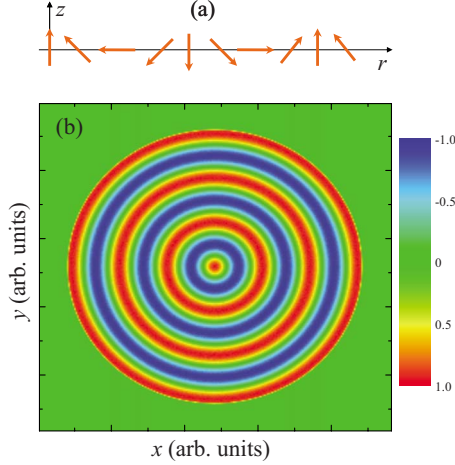


FIG. 1. (Color online) (a) Schematic of initial spin-polarization distribution in a radial spin helix. (b) Initial distribution of z component of spin polarization $[S_z(r,0)/S_0]$ in the radial spin helix of finite radius used in our Monte Carlo simulations.

by Eqs. (1)–(3). Intuitively, a special point in the radial spin helix is $r=0$ because the electrons motion through this point along straight trajectories in *all* directions should not lead to spin relaxation at short times for a specific value of the wave vector k . Correspondingly, the spin lifetime of electrons located in a region within $r=0$ should be longer than the spin lifetime of homogeneous spin polarization and of plain spin helix. This effect is in the focus of our investigation.

Let us consider a two-dimensional electrons confined in a quantum well or heterostructure with Rashba-type spin-orbit interaction.¹⁸ The standard Hamiltonian with the Rashba term is given by

$$\hat{H} = \frac{\hat{\mathbf{p}}^2}{2m} + \alpha(\hat{\sigma} \times \hat{\mathbf{p}}) \cdot \mathbf{z}, \quad (7)$$

where $\hat{\mathbf{p}} = (\hat{p}_x, \hat{p}_y)$ is the 2D electron momentum operator, m is the effective electron's mass, $\hat{\sigma}$ is the Pauli-matrix vector, α is the spin-orbit coupling constant and \mathbf{z} is a unit vector perpendicular to the confinement plane.

It is not difficult to show²¹ that in the case of Hamiltonian (7) the quantum mechanical evolution of a spin of an electron with a momentum \mathbf{p} can be reduced to a spin rotation with the angular velocity $\Omega = 2\alpha p/\hbar$ about the axis determined by the unit vector $\mathbf{n} = \mathbf{p} \times \mathbf{z}/p$. In this way, the spin-orbit coupling constant α enters into equations through the parameter $\eta = 2\alpha m\hbar^{-1}$, which gives the spin precession angle per unit length.

Besides this evolution, 2D electrons experience different bulk-scattering events such as, for example, due to phonons or impurities. These scatterings randomize the electron trajectories. Correspondingly, the direction of spin rotation becomes fluctuating what causes average spin relaxation (dephasing). This is the famous D'yakonov-Perel' spin-relaxation mechanism.^{3,4} The time scale of the bulk-scattering events can then be characterized by a single rate parameter, the momentum relaxation time τ . It is connected to the mean-free path by $\ell = v\tau$, where $v = p/m$ is the mean

electron velocity. To take into account these scatterings we use a model of diffusive spin transport, which in the limit of small $k\ell \ll 1$, yields the spin drift-diffusion Eqs. (A1)–(A3).²¹

Let us consider dynamics of a radial spin helix relaxation. We assume that such a structure is created at the initial moment of time with the spin-polarization components given by Eqs. (1)–(3). The exact solution of the radial spin drift-diffusion Eqs. (A6) and (A7) with initial conditions (1)–(3) and constants γ and C from Eq. (A4) can be written as (see Appendix A for more details)

$$\begin{aligned} \frac{S_r(r,t)}{S_0} = & -\frac{d}{dk} \int_0^k \frac{ds J_1(sr)}{\sqrt{k^2 - s^2}} \left[k \cosh\left(\frac{\sqrt{\eta^2 + 16s^2} \eta Dt}{2}\right) \right. \\ & \left. + (k\eta + 4s^2) \frac{\sinh\left(\frac{\sqrt{\eta^2 + 16s^2} \eta Dt}{2}\right)}{\sqrt{\eta^2 + 16s^2}} \right] e^{-(s^2 + 3\eta^2/2)Dt}, \end{aligned} \quad (8)$$

$$\begin{aligned} \frac{S_z(r,t)}{S_0} = & \frac{d}{dk} \int_0^k \frac{ds s J_0(sr)}{\sqrt{k^2 - s^2}} \left[\cosh\left(\frac{\sqrt{\eta^2 + 16s^2} \eta Dt}{2}\right) \right. \\ & \left. + (4k - \eta) \frac{\sinh\left(\frac{\sqrt{\eta^2 + 16s^2} \eta Dt}{2}\right)}{\sqrt{\eta^2 + 16s^2}} \right] e^{-(s^2 + 3\eta^2/2)Dt}, \end{aligned} \quad (9)$$

where $J_1(r)$ and $J_0(r)$ are the Bessel functions of the first and zeroth order correspondingly and D is the diffusion constant.

Equations (8) and (9) define completely the radial spin helix at any point r and at any moment of time t . The time dependence of spin polarization at the center of helix is of particular interest because the spin relaxation at this point is the slowest. The radial component of spin polarization S_r in the vicinity of $r=0$ is close to zero [it follows from symmetry considerations or directly from Eq. (8)]. Therefore, below, we derive asymptotic expressions at short and long times for S_z only. At short times $D\eta^2 t \ll 1$, an expansion of the RHS of Eq. (9) in t and its integration over s at $r=0$ results in

$$\begin{aligned} \frac{S_z(0,t)}{S_0} = & 1 - 2(k - \eta)^2 Dt + \frac{2}{3}(k - \eta)(2k^3 - 6k^2\eta + 6k\eta^2 \\ & - 3\eta^3) D^2 t^2 + \left(-\frac{8}{15}k^6 + \frac{16}{5}k^5\eta - 8k^4\eta^2 + \frac{104}{9}k^3\eta^3 \right. \\ & \left. - \frac{32}{3}k^2\eta^4 + \frac{14}{3}k\eta^5 - \frac{4}{3}\eta^6 \right) D^3 t^3 + O(t^4). \end{aligned} \quad (10)$$

It follows from Eq. (10) that when the radial spin helix period is equal to spin precession length (this happens when $k = \eta$) the decay of S_z at the center of helix starts with a cubic term in t

$$\frac{S_z(0,t)}{S_0} = 1 - \frac{10}{9}(D\eta^2 t)^3 + O(t^4), \quad \text{for } k = \eta, \quad D\eta^2 t \ll 1. \quad (11)$$

This means that the spin relaxation at the center of the radial spin helix at short times is significantly suppressed (for this special wave number, $k = \eta$) and characterized by a rather long initial interval of nonexponential behavior.

The asymptotic behavior of S_r and S_z at long times, $D\eta^2 t \gg 1$, can be determined by taking into account the dominant contribution to the integrals in Eqs. (8) and (9). This contribution comes from the vicinity of a point $s \in [0, k]$ corresponding to the maximum of the $-\lambda_-(s)$ in the integration interval [see Eq. (A15) and Fig. 5]. We should consider three cases. In the first case, when $0 < k < k_m = \sqrt{15}\eta/4$, the main contribution to the integrals in Eqs. (8) and (9) comes from the vicinity of point $s = k$ at the right end of the integration interval. In the second case, when $k = k_m$, we should keep in mind that $k = k_m$ is a stationary point of $\lambda_-(s)$ entering the exponent. Therefore, in this case, the asymptotic behavior differs from the case $k < k_m$ by a pre-exponential factor. In the third case, when $k > k_m$, the main contribution to the integrals in Eqs. (8) and (9) arises from the vicinity of the inner stationary point $s = k_m$ of $\lambda_-(s)$.

The asymptotic behavior of Laplace-type integrals is obtained using standard for this purpose technics. From Eq. (9) we get

$$\begin{aligned} \frac{S_z(r,t)}{S_0} &= \left(1 + \frac{4k - \eta}{\sqrt{\eta^2 + 16k^2}}\right) J_0(kr) \sqrt{-\frac{\pi k}{8} \frac{d\lambda_-(k)}{dk} t} \\ &\times e^{-\lambda_-(k)t}, \quad \text{for } 0 < k < \frac{\sqrt{15}}{4}\eta, \quad -k \frac{d\lambda_-(k)}{dk} t \gg 1, \end{aligned} \quad (12)$$

$$\begin{aligned} \frac{S_z(r,t)}{S_0} &= \frac{\sqrt{15}(\sqrt{15} + 3)}{32\sqrt{2}} \Gamma\left(\frac{3}{4}\right) J_0(k_m r) (D\eta^2 t)^{1/4} \\ &\times e^{-\lambda_-(k_m)t}, \quad \text{for } k = k_m = \frac{\sqrt{15}}{4}\eta, \quad D\eta^2 t \gg 1, \end{aligned} \quad (13)$$

$$\begin{aligned} \frac{S_z(r,t)}{S_0} &= -\frac{3(4k + 5\eta)\eta}{32(k^2 - k_m^2)^{3/2}} J_0(k_m r) \sqrt{\frac{\pi}{Dt}} e^{-\lambda_-(k_m)t}, \\ &\text{for } k > \frac{\sqrt{15}}{4}\eta, \quad (k - k_m)^2 Dt \gg 1, \quad D\eta^2 t \gg 1. \end{aligned} \quad (14)$$

From Eq. (12) we see that if the wave vector k satisfies the inequality $0 < k < k_m$, then, at long times, the spin-polarization decay is mainly exponential and characterized by a relaxation time $\tau(k) = [\lambda_-(k)]^{-1}$. This relaxation time increases with k . At the same time [accordingly to Eq. (10)], the spin-polarization decay at short times also decreases with k . Therefore, the spin life time of the radial spin helix increases with increase in $k \in (0, k_m)$.

At $k = k_m$, as it follows from Eqs. (13) and (14), the relaxation time reaches its maximum value $\tau_m = [\lambda_-(k_m)]^{-1} = (7D\eta^2/16)^{-1}$. Moreover since $k_m \approx 0.97\eta$ is very close to η , the conditions for short time suppression of spin relaxation are almost optimal at this value of k . Therefore, when $k = k_m$, the spin relaxation is significantly suppressed at both short and long times.

When $k > k_m$, the asymptotic relaxation time is the same as when $k = k_m$ [see Eqs. (13) and (14)]. However, even when k is close to k_m , the ratio of the absolute value of RHS of Eq. (14) to those of Eq. (13) is small (on the order of $[(k - k_m)^2 Dt]^{-3/4}$). In addition, in the asymptotic formula (14), the pre-exponential factor changes its sign. Therefore, the spin polarization S_z must turn to zero at some moment of time, before it reaches the asymptotic behavior given by Eq. (14). Equation (10) at $k > \eta \approx k_m$ also predicts a relaxation increase with k when $k > k_m$.

Thus we conclude that the longest spin-relaxation time for the spin polarization at the center of the radial spin helix occurs at the wave vector

$$k = k_m = \sqrt{15}\eta/4 \quad (15)$$

and is given by

$$\tau_m = (7D\eta^2/16)^{-1}. \quad (16)$$

In addition, at this value of k , the dynamics of spin polarization in the vicinity of $r = 0$ is nonexponential at short times, when the spin polarization remains almost constant. These are the main results of our calculations.

The relaxation of initially homogeneous spin polarization (when $k = 0$) can be obtained from Eq. (9) in the limit $k \rightarrow 0$. In this limiting case the factor before the exponential function $e^{-\lambda_-(s)t}$ in Eq. (9) turns to zero in $k = 0$ limit. Therefore, at $k = 0$, the spin relaxation is determined by the exponential function $e^{-\lambda_+(0)t}$, where, accordingly to Eq. (A15), $\lambda_+(0) = 2D\eta^2$.

In fact, the exact time dependence of S_z at $k = 0$ coincides with its asymptotic behavior. It can be clearly seen from both Eqs. (9) and (A3) that

$$S_z(t) = S_0 e^{-\lambda_+(0)t} = S_0 e^{-2D\eta^2 t}, \quad \text{for } k = 0. \quad (17)$$

Accordingly to Eq. (17), the initially homogeneous spin polarization, directed along z axis, decays exponentially with a time constant $\tau^{(h)} = (2D\eta^2)^{-1}$. We also note that the applicability limits of the long times asymptotic expressions listed in Eqs. (12)–(14) do not allow calculations of S_z at $k = 0$ or $k = k_m$ as a limiting case of Eq. (12).

In Fig. 2 we show the time dependence of the spin-polarization component $S_z(r=0, t)$ calculated at several wave vectors [$k = 0.5\eta$ (solid line 1), $k = k_m = \sqrt{15}\eta/4$ (solid line 2) and $k = 1.6\eta$ (solid line 3)] using Eq. (9). The dashed lines 1, 2, and 3 represent asymptotic behavior at short times [given by Eq. (10)], and dotted lines 1, 2, and 3 show asymptotic behavior at long times [given by Eqs. (12)–(14)] for the same values of the wave vectors k . These curves reveal main features discussed above.

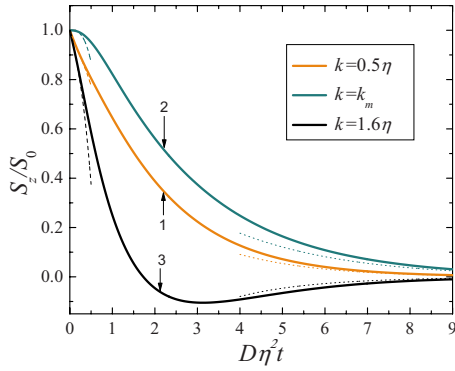


FIG. 2. (Color online) Time dependence of $S_z(0,t)$ in the radial spin helix at several values of k .

Figure 3 depicts time dependence of $S_z(r=0,t)$ for homogeneous spin polarization [calculated from Eq. (17)], plain spin helix [calculated from Eq. (B4)] and radial spin helix. This plot demonstrates that the spin polarization at $r=0$ in the radial spin helix lives longer than those in the case of homogeneous spin polarization and plain spin helix. It is interesting and important that at short times this curve stays almost flat as expected. At longer times, when the initial nonexponential relaxation region ends, the relaxation of spin polarization in the radial spin helix occurs with the same time constant as those of the plain spin helix [it can be shown analytically from Eqs. (B3) and (B4) that the longest spin-relaxation time of the plain spin helix is given by Eq. (16) and occurs at $k=k_m$ given by Eq. (15)]. Therefore, in both cases, the increase in the exponential relaxation time relative to the homogeneous spin polarization is equal to $32/7$.

III. MONTE CARLO SIMULATIONS

In order to obtain an additional insight on spin relaxation of the radial spin helix, we perform Monte Carlo simulations employing an approach described in Refs. 5 and 22. This Monte Carlo simulation method uses a semiclassical description of electron space motion and quantum-mechanical de-

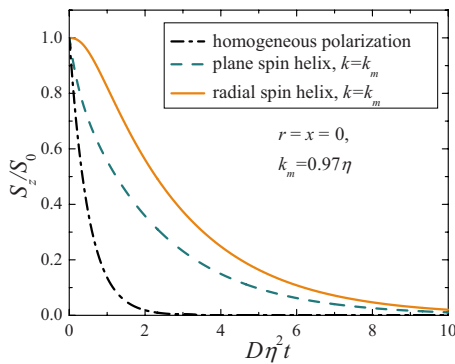


FIG. 3. (Color online) Time dependence of $S_z(r=0,t)$ for three different initial spin configurations: homogeneous polarization, plain spin helix, and radial spin helix. The radial spin helix is characterized by the largest magnitude of spin polarization at any moment of time.

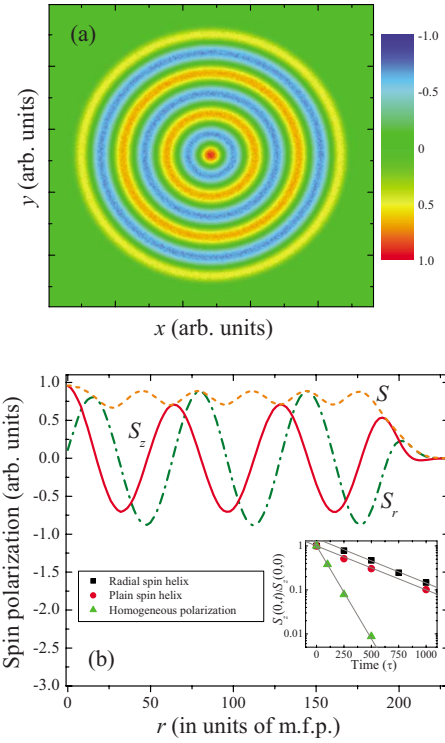


FIG. 4. (Color online) (a) Distributions of z component and (b) all components of spin polarization [$S_\varphi=0$, $S=(S_r^2+S_z^2)^{1/2}$] at $t=100\tau$ in the radial spin helix. The red (dark) area in the center of radial spin helix in (a) and the maximum of S and S_z in the vicinity of $r=0$ in (b) demonstrate a longer spin lifetime of electrons located in this region. This plot was obtained at $\eta\ell=0.1$ and the radial spin helix period $a=64.77\ell$ (this value of a corresponds to $k=k_m$). Mean-free path stands for ℓ . Inset in (b): spin polarization as a function of time for different initial spin-polarization configurations. This plot was obtained using the parameters values $\eta\ell=0.1$ and $a=64.77\ell$ (the period of helices). The straight lines are fitting curves selected as $\exp[-(t-t_0)/t_1]$. The parameters of the fitting curves are $t_0=0$, $t_1=103\tau$ for homogeneous spin polarization, $t_0=0\tau$, $t_1=435\tau$ for plain spin helix, and $t_0=165\tau$, $t_1=430\tau$ for radial spin helix.

scription of spin dynamics [the later is based on the Hamiltonian (7)]. All specific details of the Monte Carlo simulations program can be found in the references cited above and will not be repeated here. To some extent, Monte Carlo simulations program numerically solves Eqs. (A1)–(A3).

All numerical results related to the radial spin helix were obtained using an ensemble of 10^8 electrons initially homogeneously distributed within a circle of a sufficiently large radius $R=200\ell$ to ensure that the influence of boundary effects on spin polarization in a region in the vicinity of $r=0$ is negligible. The initial configuration of z component of spin polarization of these electrons is presented in Fig. 1(b). Our Monte Carlo simulations results are in an excellent agreement with the theory of radial spin helix relaxation presented above.

Figure 4(a) demonstrates the spatial dependence of S_z in the radial spin helix at $t=100\tau$ and Fig. 4(b) depicts the radial dependence of the spin-polarization components at the

same moment of time. In particular, it can be clearly seen that the decay of S_z in the vicinity of $r=0$ is slower than in other regions. The total spin polarization S shows oscillations that are related to a well-known feature of D'yakonov-Perel' relaxation: the spin-relaxation time of the perpendicular to plane spin polarization is shorter than the spin-relaxation time of the in-plane spin polarization. Similar oscillation of spin-polarization amplitude were previously found in the relaxation dynamics of the plain spin helix.⁹

In addition to the radial spin helix relaxation, we simulated the relaxation of homogeneous spin polarization and relaxation of plain spin helix. Monte Carlo simulations reveal that at long times the time dependence of spin polarization in all spin configurations (homogeneous spin polarization, plain spin helix and radial spin helix) exhibits an exponential decay.

In the inset of Fig. 4(b) we compare the time dependencies of spin polarization $[S(0,t)/S_0]$ for three different initial polarization configurations: the homogeneous spin polarization (initial spin polarization is selected as $S_x=S_y=0$, $S_z=S_0$), plain spin helix and radial spin helix. The selected period of radial and plane spin helices ($k=k_m$) corresponds to the longest spin lifetime of these structures at a fixed $\eta\ell=0.1$. It follows from this plot that the spin polarization in the radial spin helix is the most robust against the relaxation. We emphasize that the long-time behavior of all curves can be perfectly fitted by an exponential law given in the caption of Fig. 4. The numerically obtained increase in the spin lifetime of the radial spin helix $435/103 \sim 4.2$ is very close to the theoretically predicted value $32/7 \sim 4.6$. We also note that a slightly longer spin-relaxation time increase (~ 6) reported in Ref. 9 for the plain spin helix can be related to a large value of $\eta\ell=0.3$ that is beyond the linear spin drift-diffusion theory.

IV. CONCLUSION

The dynamics of spin relaxation of radial spin helix was investigated using spin drift-diffusion equations and Monte Carlo simulations. Starting with spin drift-diffusion equations for electron-spin polarization in 2D semiconductor structures with Rashba spin-orbit coupling, we derived the general solution of these equations for the axial symmetric case. Based on this solution, we studied the evolution of the suggested long-lived spin structure—the radial spin helix. It was shown that the relaxation of spin polarization in the vicinity of $r=0$ in this structure demonstrates an unusual long initial nonexponential relaxation behavior followed by an exponential decay. The optimal value of the radial spin helix wave vector was found and corresponding exponential relaxation time was calculated. Qualitatively, the initial nonexponential decay feature can be explained by existence of an infinite set of dephasing-free trajectories propagating through the point $r=0$.

In order to additionally check our analytical results, we also performed Monte Carlo simulations of the dynamics of radial spin helix relaxation using the same Monte Carlo simulation technique as those described in Refs. 5 and 22. Figure 4 shows a representative result of our simulation in

which it is clearly demonstrated that the polarization decay at $r=0$ is slowest. Our analytical and Monte Carlo simulations results are in a perfect agreement.

To conclude, the radial spin helix is a new structure exhibiting an unusual spin-relaxation dynamics and relatively long lifetime. Its property of slow relaxation dynamics at short times is very interesting. Experimentally, the radial spin helix can be created by spin injection from a point electrode located at the center of a second ring-shape electrode or possibly by a modified spin gratings technique.²³

APPENDIX A: ANALYTICAL SOLUTION OF DRIFT-DIFFUSION EQUATIONS IN THE AXIALLY SYMMETRIC CASE

Let us consider a two-dimensional nondegenerate electron gas and use a semiclassical approach to model the electron space motion and quantum-mechanical approach based on the Hamiltonian (7) to describe the electron-spin dynamics. Moreover, we assume the electrical neutrality and absence of an external electromagnetic field. Within our approach, 2D electrons are characterized by the momentum relaxation time τ and the mean-free path ℓ , so that the average velocity of electrons is $v=\ell/\tau$. From elementary gas-kinetic considerations²⁴ we can derive the system of drift-diffusion equations for spin polarization²¹ **S**

$$\frac{\partial S_x}{\partial t} = D\Delta S_x + C \frac{\partial S_z}{\partial x} - 2\gamma S_x, \quad (\text{A1})$$

$$\frac{\partial S_y}{\partial t} = D\Delta S_y + C \frac{\partial S_z}{\partial y} - 2\gamma S_y, \quad (\text{A2})$$

$$\frac{\partial S_z}{\partial t} = D\Delta S_z - C \left(\frac{\partial S_x}{\partial x} + \frac{\partial S_y}{\partial y} \right) - 4\gamma S_z, \quad (\text{A3})$$

where

$$C = 2\eta D, \quad \gamma = \frac{1}{2}\eta^2 D, \quad (\text{A4})$$

and

$$D = \frac{\ell^2}{2\tau}. \quad (\text{A5})$$

Here D is the coefficient of diffusion, C describes spin rotations, and γ is the coefficient describing spin relaxation.

It is interesting to note that the same drift-diffusion Eqs. (A1)–(A4) can be obtained for the model of 2D localized electrons on a lattice²⁵ in the hopping regime. However, in this case, the diffusion coefficient is equal to $D=\ell^2/(4\tau)$, where τ is the characteristic hopping time and ℓ is the distance between lattice sites.

In the axially symmetric case [assuming that $S_r=S_r(r,t)$, $S_z=S_z(r,t)$, and $S_\varphi=0$] Eqs. (A1)–(A3) can be written as

$$\frac{\partial S_r}{\partial t} = D \left[\frac{\partial}{\partial r} \left(r \frac{\partial S_r}{\partial r} \right) - \frac{S_r}{r^2} \right] + C \frac{\partial S_z}{\partial r} - 2\gamma S_r, \quad (\text{A6})$$

$$\frac{\partial S_z}{\partial t} = D \frac{\partial}{r \partial r} \left(r \frac{\partial S_z}{\partial r} \right) - C \frac{\partial(rS_r)}{r \partial r} - 4\gamma S_z. \quad (\text{A7})$$

Let us find a general solution of Eqs. (A6) and (A7) for the case of an infinite plane. We search a specific solution of the above equations in the form

$$S_r(r, t) = A(s, t) J_1(sr), \quad (\text{A8})$$

$$S_z(r, t) = B(s, t) J_0(sr), \quad (\text{A9})$$

where $J_1(r)$ and $J_0(r)$ are the Bessel functions of the first and zeroth order correspondingly. Substituting expressions (A8) and (A9) into Eqs. (A6) and (A7) we obtain a system of ordinary differential equations for unknown functions $A(s, t)$ and $B(s, t)$ of positive parameter s and time t

$$\frac{dA(s, t)}{dt} = -(Ds^2 + 2\gamma)A(s, t) - CsB(s, t), \quad (\text{A10})$$

$$\frac{dB(s, t)}{dt} = -CsA(s, t) - (Ds^2 + 4\gamma)B(s, t). \quad (\text{A11})$$

The general solution of this system can be presented as

$$A(s, t) = C_+(s)sCe^{-\lambda_+(s)t} + C_-(s)sCe^{-\lambda_-(s)t}, \quad (\text{A12})$$

$$B(s, t) = C_+(s)(\gamma + \sqrt{\gamma^2 + C^2s^2})e^{-\lambda_+(s)t} + C_-(s) \times (\gamma - \sqrt{\gamma^2 + C^2s^2})e^{-\lambda_-(s)t}, \quad (\text{A13})$$

where we denote

$$\lambda_{\pm}(s) = Ds^2 + 3\gamma \pm \sqrt{\gamma^2 + C^2s^2}, \quad (\text{A14})$$

and $C_{\pm}(s)$ are arbitrary functions of positive parameter s . Using Eq. (A4), Eq. (A14) can be rewritten in a more simple form

$$\lambda_{\pm}(s) = \frac{1}{2}D(2s^2 + 3\eta^2 \pm \eta\sqrt{\eta^2 + 16s^2}). \quad (\text{A15})$$

The special solutions, Eqs. (A8) and (A9) [with $A(s, t)$ and $B(s, t)$ given by Eqs. (A12)–(A14)] of the radial drift-diffusion Eqs. (A6) and (A7) have the following simple meaning. Accordingly to Eqs. (A8) and (A9), the spatial dependencies of the radial and z components of spin polarization are proportional to the first- and zeroth-order Bessel function at any moment of time. The parameter s is similar to the wave vector k for the plane case. The amplitudes $A(s, t)$ and $B(s, t)$ determine the time dependence of the radial and z components of spin polarization. If $C_+(s) \neq 0, C_-(s) = 0$ [$C_+(s) = 0, C_-(s) \neq 0$], then these amplitudes are exponential functions of time with the inverse relaxation time $\lambda_+(s)$ [$\lambda_-(s)$] as it can be seen from Eqs. (A12) and (A13).

Whereas the inverse relaxation time $\lambda_+(s)$ takes its minimum value at $s=0$ and monotonically increases with parameter s , the inverse relaxation time $\lambda_-(s)$ has a minimum at

$$s_m = \sqrt{\frac{C^2}{4D^2} - \frac{\gamma^2}{C^2}}. \quad (\text{A16})$$

At this value of s , $\lambda_-(s)$ is equal to

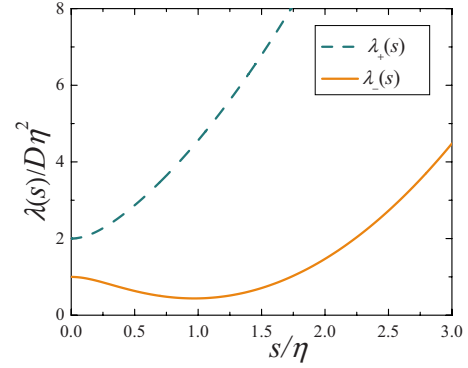


FIG. 5. (Color online) s dependence of inverse relaxation times $\lambda_{\pm}(s)$. The minimum of $\lambda_-(s)$ corresponds to the wave vector giving the longest relaxation time.

$$\lambda_m = 3\gamma - \frac{C^2}{4D} - \frac{\gamma^2 D}{C^2}. \quad (\text{A17})$$

Using relation (A4), we find that the minimum value of $\lambda_-(s)$ is equal to

$$\lambda_m = \frac{7}{16}D\eta^2, \quad (\text{A18})$$

and it occurs at

$$s_m = \frac{\sqrt{15}}{4}\eta. \quad (\text{A19})$$

Figure 5 shows $\lambda_{\pm}(s)$ given by Eq. (A15) as a function of s .

In order to obtain the general solution of Eqs. (A6) and (A7), we should integrate the special solutions (A8) and (A9) over positive parameter s taking into account relations (A12)–(A14). Two arbitrary functions $C_{\pm}(s)$ entering Eqs. (A12)–(A14) can be found from specified initial conditions for the radial and z components of polarization in the form of its Fourier-Bessel transforms

$$\tilde{S}_r(s) = \int_0^{+\infty} dr r S_r(r, 0) J_1(sr), \quad (\text{A20})$$

$$\tilde{S}_z(s) = \int_0^{+\infty} dr r S_z(r, 0) J_0(sr). \quad (\text{A21})$$

As a result of algebraic transformations, we obtain the solution of the initial value problem, Eqs. (A6) and (A7) in the case of the infinite plane

$$S_r(r, t) = \int_0^{+\infty} ds s G_{rr}(r, t, s) \tilde{S}_r(s) + \int_0^{+\infty} ds s G_{rz}(r, t, s) \tilde{S}_z(s), \quad (\text{A22})$$

$$S_z(r, t) = \int_0^{+\infty} ds s G_{zr}(r, t, s) \tilde{S}_r(s) + \int_0^{+\infty} ds s G_{zz}(r, t, s) \tilde{S}_z(s), \quad (\text{A23})$$

where the Green's functions G_{rr} , G_{zr} , G_{rz} , and G_{zz} are defined as follows:

$$G_{rr}(r, t, s) = J_1(rs) \left[\cosh(t\sqrt{\gamma^2 + C^2s^2}) + \gamma \frac{\sinh(t\sqrt{\gamma^2 + C^2s^2})}{\sqrt{\gamma^2 + C^2s^2}} \right] e^{-(Ds^2+3\gamma)t}, \quad (\text{A24})$$

$$G_{rz}(r, t, s) = -CJ_1(rs) \frac{\sinh(t\sqrt{\gamma^2 + C^2s^2})}{\sqrt{\gamma^2 + C^2s^2}} e^{-(Ds^2+3\gamma)t}, \quad (\text{A25})$$

$$G_{zr}(r, t, s) = -CJ_0(rs) \frac{\sinh(t\sqrt{\gamma^2 + C^2s^2})}{\sqrt{\gamma^2 + C^2s^2}} e^{-(Ds^2+3\gamma)t}, \quad (\text{A26})$$

$$G_{zz}(r, t, s) = J_0(rs) \left[\cosh(t\sqrt{\gamma^2 + C^2s^2}) - \gamma \frac{\sinh(t\sqrt{\gamma^2 + C^2s^2})}{\sqrt{\gamma^2 + C^2s^2}} \right] e^{-(Ds^2+3\gamma)t}. \quad (\text{A27})$$

Substituting the initial conditions for the radial spin helix, Eqs. (1)–(3) into Eqs. (A20) and (A21) and performing integration we find that the generalized functions $\tilde{S}_r(s)$ and $\tilde{S}_z(s)$, which correspond to the initial conditions (1) and (3), act as follows:

$$\int_0^{+\infty} ds s F(s) \tilde{S}_r(s) = -S_0 \frac{d}{dk} \int_0^k ds \frac{kF(s)}{\sqrt{k^2 - s^2}}, \quad (\text{A28})$$

$$\int_0^{+\infty} ds s F(s) \tilde{S}_z(s) = S_0 \frac{d}{dk} \int_0^k ds \frac{sF(s)}{\sqrt{k^2 - s^2}}, \quad (\text{A29})$$

where $F(s)$ is a smooth enough function.

Substituting Eqs. (A28) and (A29) into the general solutions (A22) and (A23) and taking into account the expressions for the Green's functions, Eqs. (A24)–(A27), we obtain the explicit formulas for the solution of the drift-diffusion Eqs. (A6) and (A7) for the initial conditions (1)–(3)

$$S_r(r, t) = -S_0 \frac{d}{dk} \int_0^k \frac{ds J_1(sr)}{\sqrt{k^2 - s^2}} \left[k \cosh(t\sqrt{\gamma^2 + C^2s^2}) + (k\gamma + Cs^2) \frac{\sinh(t\sqrt{\gamma^2 + C^2s^2})}{\sqrt{\gamma^2 + C^2s^2}} \right] e^{-(Ds^2+3\gamma)t}, \quad (\text{A30})$$

$$S_z(r, t) = S_0 \frac{d}{dk} \int_0^k \frac{ds s J_0(sr)}{\sqrt{k^2 - s^2}} \left[\cosh(t\sqrt{\gamma^2 + C^2s^2}) + (kC - \gamma) \frac{\sinh(t\sqrt{\gamma^2 + C^2s^2})}{\sqrt{\gamma^2 + C^2s^2}} \right] e^{-(Ds^2+3\gamma)t}. \quad (\text{A31})$$

APPENDIX B: RELAXATION OF PLAIN SPIN HELIX

In the case of the plane spin helix defined by the initial conditions (4)–(6), the solution of the drift-diffusion Eqs. (A1)–(A3) has the same harmonical spatial dependence at any moment of time. Therefore, we can seek the solution of this system of equations in the form

$$S_x(x, t) = A(k, t) \sin(kx), \quad S_y(x, t) = 0, \quad (\text{B1})$$

$$S_z(x, t) = B(k, t) \cos(kx). \quad (\text{B2})$$

Substituting expressions (B1) and (B2) into the system, Eqs. (A1)–(A3) we obtain the same system of ordinary differential Eqs. (A10) and (A11) for the functions $A(k, t)$ and $B(k, t)$ as in the axially symmetric case. Equations (B1) and (B2) together with Eqs. (A12)–(A14) determine solutions of the drift-diffusion Eqs. (A1)–(A3) with such a specific harmonic spatial dependence. The arbitrary amplitudes C_+ and C_- are calculated from the initial conditions [Eqs. (4)–(6)]. Finally, the solution of drift-diffusion Eqs. (A1)–(A3) for the plane spin helix is given by

$$S_x(x, t) = -S_0 \sin(kx) \left[\cosh(t\sqrt{\gamma^2 + C^2k^2}) + (Ck + \gamma) \frac{\sinh(t\sqrt{\gamma^2 + C^2k^2})}{\sqrt{\gamma^2 + C^2k^2}} \right] e^{-(Dk^2+3\gamma)t}, \quad (\text{B3})$$

$$S_z(x, t) = S_0 \cos(kx) \left[\cosh(t\sqrt{\gamma^2 + C^2k^2}) + (Ck - \gamma) \frac{\sinh(t\sqrt{\gamma^2 + C^2k^2})}{\sqrt{\gamma^2 + C^2k^2}} \right] e^{-(Dk^2+3\gamma)t}. \quad (\text{B4})$$

*pershin@physics.sc.edu

- ¹*Semiconductor Spintronics and Quantum Computation*, edited by D. D. Awschalom, N. Samarth, and D. Loss (Springer-Verlag, Berlin, 2002).
- ²I. Žutić, J. Fabian, and S. Das Sarma, *Rev. Mod. Phys.* **76**, 323 (2004).
- ³M. I. Dyakonov and V. I. Perel', *Sov. Phys. Solid State* **13**, 3023 (1972).
- ⁴M. I. Dyakonov and V. Y. Kachorovskii, *Sov. Phys. Semicond.* **20**, 110 (1986).
- ⁵A. A. Kiselev and K. W. Kim, *Phys. Rev. B* **61**, 13115 (2000).
- ⁶E. Ya. Sherman, *Appl. Phys. Lett.* **82**, 209 (2003).
- ⁷M. Q. Weng, M. W. Wu, and Q. W. Shi, *Phys. Rev. B* **69**, 125310 (2004).
- ⁸Y. V. Pershin and V. Privman, *Phys. Rev. B* **69**, 073310 (2004).
- ⁹Y. V. Pershin, *Phys. Rev. B* **71**, 155317 (2005).
- ¹⁰L. Jiang, M. Weng, M. Wu, and J. Cheng, *J. Appl. Phys.* **98**, 113702 (2005).
- ¹¹B. A. Bernevig, J. Orenstein, and S.-C. Zhang, *Phys. Rev. Lett.* **97**, 236601 (2006).
- ¹²P. Schwab, M. Dzierzawa, C. Gorini, and R. Raimondi, *Phys. Rev. B* **74**, 155316 (2006).
- ¹³M. Q. Weng, M. W. Wu, and H. L. Cui, *J. Appl. Phys.* **103**, 063714 (2008).
- ¹⁴J. D. Koralek, C. P. Weber, J. Orenstein, B. A. Bernevig, S.-C. Zhang, S. Mack, and D. D. Awschalom, *Nature (London)* **458**, 610 (2009).
- ¹⁵P. Kleinert and V. V. Bryksin, *Phys. Rev. B* **79**, 045317 (2009).
- ¹⁶M. Duckheim, D. L. Maslov, and D. Loss, *Phys. Rev. B* **80**, 235327 (2009).
- ¹⁷I. V. Tokatly and E. Ya. Sherman, *Ann. Phys.* **325**, 1104 (2010).
- ¹⁸Y. Bychkov and E. Rashba, *JETP Lett.* **39**, 78 (1984).
- ¹⁹G. Dresselhaus, *Phys. Rev.* **100**, 580 (1955).
- ²⁰C. P. Weber, J. Orenstein, B. A. Bernevig, S.-C. Zhang, J. Stephens, and D. D. Awschalom, *Phys. Rev. Lett.* **98**, 076604 (2007).
- ²¹Y. Pershin and V. Slipko, [arXiv:1007.0853](https://arxiv.org/abs/1007.0853) (unpublished).
- ²²S. Saikin, Y. Pershin, and V. Privman, *IEE Proc.: Circuits Devices Syst.* **152**, 366 (2005).
- ²³A. R. Cameron, P. Riblet, and A. Miller, *Phys. Rev. Lett.* **76**, 4793 (1996).
- ²⁴F. Reif, *Fundamentals of Statistical and Thermal Physics* (McGraw-Hill, New York, 1965).
- ²⁵Y. Pershin, *Physica E* **23**, 226 (2004).