

Cluster model with random anisotropy for hysteresis jumps in $\text{CeNi}_{1-x}\text{Cu}_x$ alloysJ. R. Iglesias,¹ J. I. Espeso,² N. Marcano,^{2,3} and J. C. Gómez Sal²¹*Instituto de Física, Universidade Federal do Rio Grande do Sul, 91501-970 Porto Alegre, Brazil*²*Departamento CITIMAC, Universidad de Cantabria, 39005 Santander, Spain*³*ICMA, CSIC, Universidad de Zaragoza, 50009 Zaragoza, Spain*

(Received 1 April 2008; revised manuscript received 2 March 2009; published 27 May 2009)

Some cerium compounds exhibit hysteresis cycles with sharp macroscopic jumps in the magnetization at very low temperatures. This effect is attributed to the formation of clusters in which the anisotropy competes with the applied magnetic field. Here, we present a simple model where a lattice of ferromagnetically coupled spins is separated in clusters of random sizes and with random anisotropy. Within this model, we obtain hysteresis cycles presenting jumps that behave in a similar way as the experimental ones and that disappear when increasing the temperature. The results are in good agreement with the hysteresis cycles measured at very low temperatures in $\text{CeNi}_{1-x}\text{Cu}_x$, and the comparison with these experimental results allows to discriminate the relative importance of the mechanisms driving the thermal evolution of the cycles.

DOI: [10.1103/PhysRevB.79.195128](https://doi.org/10.1103/PhysRevB.79.195128)

PACS number(s): 71.27.+a, 75.60.Ej, 61.46.Bc, 75.10.-b

I. INTRODUCTION

The increasing importance of “inhomogeneous” magnetic systems is due to the fact that inhomogeneities (phase separation, local impurities, etc.) are on the basis of new emergent magnetic phenomena such as colossal magnetoresistance^{1,2} or nonconventional superconductivity.³ However, these systems also provide, as it is clearly the case of magnetic clustering,⁴ a direct link between the magnetic properties of mesoscopic entities and the bulk macroscopical observations.

Substitutional compounds, in which disorder effects are intrinsically present, have been used to tune some attractive magnetic effects such as Kondo lattice,⁵ non-Fermi liquid state,⁶ or quantum criticalities.⁷ In particular, some well-extended theories⁸ consider systems consisting of “magnetic clusters” embedded in a “nonmagnetic” or “paramagnetic” matrix (Griffiths phases) to describe the non-Fermi liquid state.⁹ One of the more representative examples of such situation is the compound $\text{CeNi}_{1-x}\text{Cu}_x$.¹⁰ For this system it has been proposed¹¹ a spin-cluster-glass state which, by means of a progressive percolative process obtained by lowering the temperature, finally reaches a long-range ferromagnetic state at low temperatures.

This behavior has been confirmed by two kinds of experiments, small-angle neutron scattering (SANS) measurements, which demonstrate the existence of magnetic clusters of around 20 Å, below the freezing temperature, and low-temperature hysteresis cycles, obtained in the ferromagnetic state, presenting steps on the magnetization. These steps have been attributed to the avalanches of domain flips, as a mesoscopic analog of the Barkhausen noise,^{12,13} in priority to other possible mechanisms proposed in the literature.^{14–16} In this case, it was proved that the “percolated clusters,” reaching a minimum-energy situation, displays the “magnetic domain” structure existing in a conventional ferromagnet.

The main characteristics of the observed hysteresis loops have recently been presented in an experimental article¹⁷ and can be summarized as follows. The steps are extremely sharp at the lowest-measured temperatures (~ 100 mK) and

strongly dependent on temperature; i.e., at 300 mK the steps disappear in the $\text{CeNi}_{0.6}\text{Cu}_{0.4}$ compound. The steps appear after the sign inversion of the magnetic field and the number of jumps is the same in both branches of the hysteresis cycle (increasing or decreasing the magnetic field). In Fig. 1 we present the hysteresis cycles for two characteristic ferromagnetic compounds ($\text{CeNi}_{0.5}\text{Cu}_{0.5}$ and $\text{CeNi}_{0.6}\text{Cu}_{0.4}$). The ferromagnetic long-range order state has been confirmed by neutron diffraction at these low temperatures.^{18,19} At this point, we also have to remind that the compositional evolution along the series tunes different physical interactions such as the Kondo one, which gets enhanced when approaching CeNi and also, in particular, the (Ruderman-Kittel-Kasuya-Yoshida) RKKY interactions, which evolve from the antiferromagnetic behavior of CeCu to a ferromagnetic one when decreasing the Cu content.¹⁸ This experimental result supports the competition of positive and negative magnetic interactions for the intermediate compositions and thus, this competition has to be accounted for in the model subsequently developed.

The hypothesis used to explain the emergence of jumps in the low-temperature hysteresis cycles in this system is that magnetic domains developed from a percolative process of static ferromagnetic clusters, reaching a minimum-energy state at low enough temperatures.¹¹ This mechanism increases the magnetic correlation length up to values that can be detected by neutron diffraction ($\sim 10^3$ Å). The process is driven by the increasing importance of the RKKY interaction as the temperature decreases. This interaction, then, competes with the local anisotropy and gives rise to a structure of magnetic domains that displays an “asperomagnetic” mesoscopic state such as the one reported by Coey²⁰ in the case of amorphous systems. The present situation is clearly reminiscent of that case but occurring in crystalline samples. The initial conditions for such behavior are: random anisotropy for the clusters, disorder, and competing magnetic interactions between and inside the clusters. A large number of magnetic compounds present special features dealing with inhomogeneous states, associated to spin or cluster glasses, phase separations, etc.^{1,21,22} The incidence of these features on their magnetic behavior is of great importance in deter-

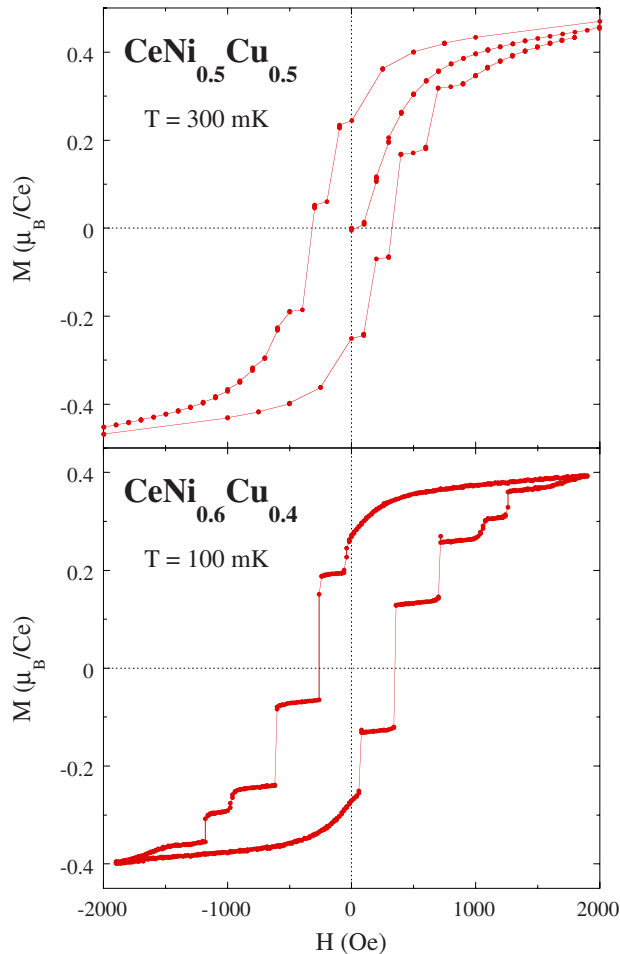


FIG. 1. (Color online) Hysteresis cycles of two representative compositions ($\text{CeNi}_{0.5}\text{Cu}_{0.5}$ and $\text{CeNi}_{0.6}\text{Cu}_{0.4}$) measured at very low temperatures. Note that the jumps take place upon reversal of the magnetic field and the number of jumps is the same in both branches of the hysteresis loop.

mining and characterizing new ground states of matter (quantum-critical points, etc.) at low temperatures. A first attempt to theoretically describe the magnetization jumps in the hysteresis cycles of the $\text{CeNi}_{1-x}\text{Cu}_x$ alloys was previously developed by using a spin Hamiltonian, including a spin-spin interaction term, an applied external field, and a random local field.²³ This random local field was intended to simulate the effect of a local anisotropy, but instead of considering just an axis of easy magnetization, there was also a preferred sense, which means that the anisotropy energy was minimum when the spin was aligned with the local random field and maximum when pointing in the opposite sense. The hysteresis cycles so obtained presented a number of jumps strongly dependent on the value of the spin, (assumed equal or bigger than one half), and on the number of possible discrete orientations for the random field. Even if this model describes the qualitative features of the phenomena, the jumps in the hysteresis cycle are equally spaced as both the spin and the anisotropy can only have discrete values. Moreover, in that case, the anisotropy was locally described at each site. Thus, the model is not well suited to represent a system of clusters.

We propose here an alternative model that seems to be better adapted to the description of the studied effects. On one hand, this model is simpler than the previous one; now the spins are described by an Ising model and have just two possible orientations. On the other hand, anisotropy can now have random orientation and clusters of random different sizes with different anisotropy directions are considered. Then different clusters have different anisotropy orientation, but inside each cluster all spins are subjected to the same anisotropy direction, which is not related to the cluster size. This way of describing the anisotropy field directly arises from the model proposed to describe the magnetic behavior of the $\text{CeNi}_{1-x}\text{Cu}_x$ compounds.¹¹ and is a useful tool to describe bulk properties arising from a microscopic dynamics. Finally, the temperature effects are not restricted to the thermal activation of the spins, but a phenomenological description of the percolative process is also considered. We also remark as a difference with the previous model that each cluster is now characterized by a true anisotropic term, i.e., by an axis of easy magnetization, whose direction is random, and not by a random field as in Ref. 23. We should recall at this point that although the random anisotropy model developed in the present work provides a description closer to the empirical point of view, there exists much further literature on random-field models including extensive reviews.^{24,25} However, it is also true that both kind of models are closely related²⁶ and, even, both of them belong to the same universality class.²⁷

Therefore, we have undertaken a numerical study to model the hysteresis cycles of $\text{CeNi}_{1-x}\text{Cu}_x$ as a function of temperature and we present here the results of our Monte Carlo calculations. In the next section we will describe the model and the simulations while in Sec. III we present and discuss the results.

II. DESCRIPTION OF THE MODEL

The model we consider is a three-dimensional Ising system on a simple cubic lattice. The lattice is separated in clusters of random mesoscopic size and each cluster is characterized by a random anisotropy direction. The interaction between the spins is mainly ferromagnetic but we allow a given concentration of antiferromagnetic interactions to represent the disorder and the fact that the magnetic order is different in the limit of high-Ni or high-Cu concentrations. Then, the Hamiltonian of the system reads

$$H = -\frac{1}{2} \sum_{i,j} J_{ij} S_i S_j - \sum_n \sum_{i \in n} (S_i A \cos \phi_n)^2 - \mathcal{H} \sum_i S_i, \quad (1)$$

where S_i are Ising spins that can take the values ± 1 so describing a system with spin 1/2. This situation is representative for a Ce^{3+} ion in an orthorhombic environment as its $J = 5/2$ ground state is split into three doublets and, thus, only one doublet is relevant at very low temperatures. The spins interact among them through the magnetic interactions $J_{ij} = \pm J$, the plus sign representing ferromagnetic interactions and the minus sign antiferromagnetic ones. The value of the exchange constant is used in the present work as the scaling

factor to present the results on other magnitudes; i.e., the anisotropy, the temperature, and the magnetic field will be measured in units of J . We also consider that the lattice is divided in clusters of random sizes and that each cluster, n , is characterized by an anisotropy field \mathbf{A}_n whose absolute value is assumed to be constant A while the orientation with respect to the z axis, ϕ_n , is random. We remark at this point that the anisotropy strength and direction is assigned to each individual spin and that the calculations are made on the basis of these individual spins. Therefore, the energy barrier for spin flip is related only to the local strength of the anisotropy, $A \cos \phi_n$, the exchange energy, J (times the number of neighbors), and the applied field \mathcal{H} . So, differently to the previous models (including Ref. 23) here the system is separated in clusters of random sizes and the second term correspond to an anisotropy interaction characterized only by the direction (and not the sense) of the anisotropy axis. Moreover, we are trying to describe a disordered compound in which there is a strong competition between positive and negative magnetic interactions. We must recall here that CeCu is antiferromagnetic¹⁸ while a ferromagnetic-ordered phase builds up at low temperatures for the Ni-richer alloys as a consequence of a percolating process of magnetic clustering.^{10,11} Hence, as we are interested in the hysteresis cycles at very low temperatures, we assume that in Hamiltonian (1) the interactions J_{ij} are mainly ferromagnetic, $J_{ij} = +J$, and we introduce a small but finite concentration of AF links $J_{ij} = -J$.

Then, within this model, we have performed a Monte Carlo simulation on a three-dimensional lattice, at zero and finite temperatures, considering a cubic lattice of dimension $N \times N \times N$ with $N=80$. We considered a number of clusters of the order of N because we have observed that a good qualitative description of the experimental results is obtained for relatively big clusters and a small dispersion in size. The strength of the anisotropy has been taken as $A=3J$ and the random orientation between 0 and π . Then, clusters are generated according to the following recipe: (a) an arbitrary number of spherical clusters R is assumed, being R of the order of N , (b) the center of each cluster is determined at random within the sample, (c) The radius of the cluster is chosen at random with uniform probability in a range $\{r_{\min}, r_{\max}\}$, and (d) to prevent superposition of clusters, sites are labeled as belonging to a cluster once its anisotropy is determined. Eventually some sites may be out of any cluster but the number of such sites not belonging to any cluster is much smaller than the total number of sites. To illustrate the cluster geometry, in Fig. 2 we show a section of a lattice exhibiting a typical two-dimensional cluster distribution. It is evident that some big clusters are present and they are the ones that determine the strength of the jumps in the hysteresis cycle. In the present simulation we have taken $R=N$ and relatively big clusters $0.25N \leq r_{\min} \leq 0.45N$ and $0.4N \leq r_{\max} \leq 0.65N$.

We have also determined the cluster-size distribution. As the samples are rather small to perform a statistics, we have studied 400 samples and the results are plotted on Fig. 3. The distribution is represented in a semilog plot and the behavior is almost an exponential law. The average size of the clusters is 18 sites but with a relatively high variance on the order of

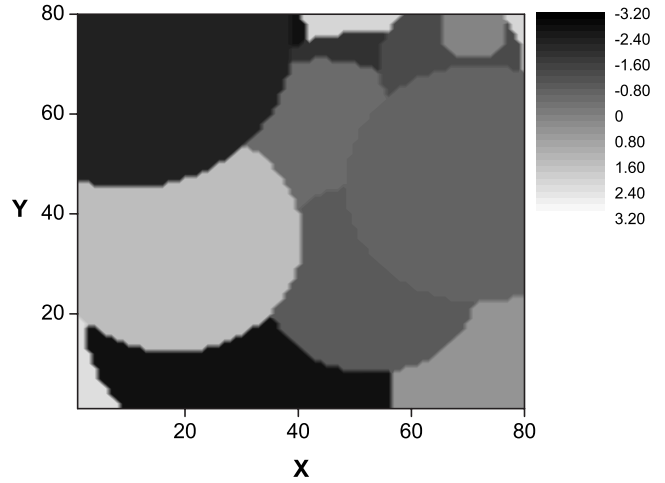


FIG. 2. Two-dimensional section of the lattice showing the clusters and the relative angle of the anisotropy between $-\pi$ and π . For this figure we use $r_{\min}=0.2N$ and $r_{\max}=0.5N$.

44 sites. That means that there are a big number of small clusters filling the space among a few large clusters. Those large clusters are enough to cover most of the lattice and we can see from the figure that the frequency of large clusters (size bigger than 10^5 sites) is of the order of the number of samples.

We should keep in mind that as the anisotropy term in Hamiltonian (1) is quadratic, the contribution of this term to the total energy is independent of the spin being $S = \pm 1$. This fact implies that if one considers a dynamics leading to the state of minimum energy, there would be no effect of this term. Hence, we assume that, in order to change the spin direction in one site, the system has to overcome an energetic “barrier,” i.e., it needs to have enough energy to outdo the strength of the anisotropy field. Therefore, at zero temperature, we consider that if the spin is in a state of negative energy, it will remain there independently of any consideration about a possible (more negative) energy of the state with opposite spin. Just when the energy becomes positive, the spin will reverse its direction. Finally, as it was stated

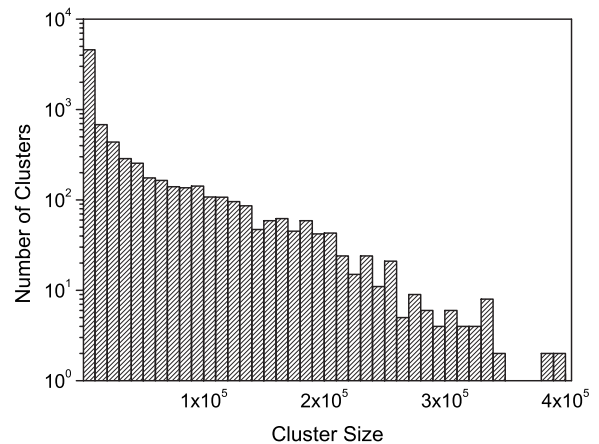


FIG. 3. Distribution of the size of the clusters (measured as the number of sites of the cluster) evaluated over 400 samples with the same parameters of Fig. 2.

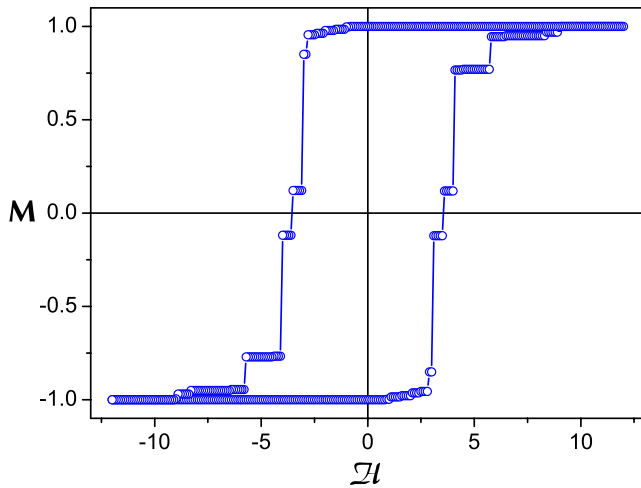


FIG. 4. (Color online) One example of the hysteresis cycles obtained by numerical simulation with the parameters described in the text. The magnetic field is measured in units of J and the magnetization is relative to the saturation value.

above, a percentage of the links J_{ij} are taken to be antiferromagnetic. In the results presented in this work, this percentage is considered to be 5%.

Two different processes that influence the temperature evolution of the jumps observed in the hysteresis cycles will be considered: (a) Thermal activation: This is the usual process where the spin always changes its direction if its energy is positive but even if the energy of the spin S_i on the i site is negative, $-E$, we assume that there is a finite probability $\frac{1}{2}e^{-E/T}$ that the spin changes its orientation. (b) Cluster percolation: In this case, we will have to account for this effect in a qualitative way as we do not have a precise mathematical model on the temperature evolution of the percolation paths. However, what we know from the experimental results¹¹ is that the percolation process yields an increase in the ferromagnetic correlation length when lowering the temperature. Thus, in our calculation, we can associate the different stages of this percolating process with different cluster-size distributions; each of the distributions centered on larger sizes as the temperature goes down.

III. RESULTS AND CONCLUSIONS

In Fig. 4 we present a typical hysteresis cycle obtained at $T=0$ using the model described above. The hysteresis cycles obtained with the simulation exhibit some remarkable coincidences with the experimental results (see Fig. 1). Not only the number of jumps is the same when inverting the magnetic field but the cycle presents the same inversion symmetry with respect to the origin, characteristic of the experimental results. And those features are independent of the number of jumps obtained by using different seeds for the random-number generator in the simulation. Also, the disorder introduced with the elimination of some ferromagnetic links produce a curvature of the magnetization curve for low values of the magnetic field, \mathcal{H} , that qualitative coincides with the experimental results and was not observed in previous

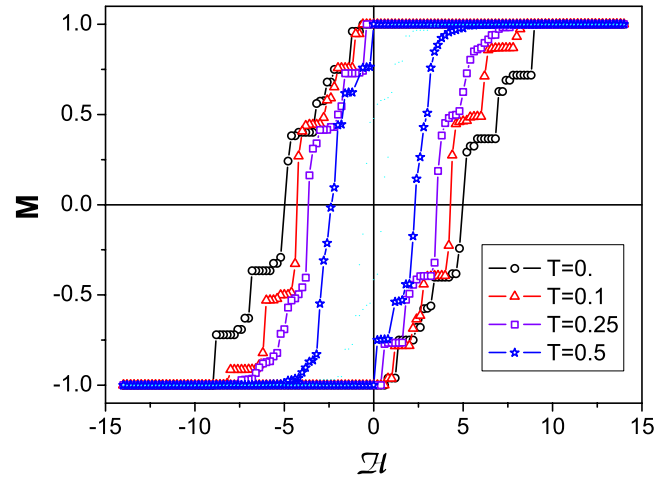


FIG. 5. (Color online) Effect of temperature activation only: Variation in a simulated hysteresis cycle as a function of temperature. The steps practically disappear for a temperature of the order of $T \sim 0.5J$. The parameters (size of the lattice, anisotropy, disorder, and size distribution of the clusters) are the same as those used for obtaining Fig. 4, but different seeds have been taken for the random-number generator.

calculations.²³ This qualitative agreement between simulation and experiments strongly suggest that the existence of clusters with different anisotropy directions is at the origin of the jumps in the hysteresis cycles as well as other properties of the $\text{CeNi}_{1-x}\text{Cu}_x$ compounds. Each of the jumps of the hysteresis cycle corresponds to an avalanche process where the spins (of one or more clusters) align with the applied magnetic field. The bigger the size of the cluster, the bigger the avalanche and the lower the number of jumps. So, one can conclude from the simulations that the clusters are of significant, mesoscopic size, as if one reduces too much the size of them, the number of jumps should be much larger than in the experimental results. We remark that the number of jumps is so low that it is not possible to make an statistical analysis, and if one makes statistics over different samples the size of the jumps is so different among different samples that the effect would disappear. However, we have performed simulations with different size of the samples and/or the clusters and with different seeds for the random-number generator and the results are consistent with the above mentioned conclusions

We have also performed finite temperature calculations. First we have just considered thermal activation: an example of the temperature variation in the hysteresis cycles is presented in Fig. 5, where one can see that the jumps in the hysteresis cycle disappear as the temperature increases, in very good agreement with the experimental data, presented in Fig. 6. In the simulation, the temperature is measured in units of J . So, comparing with the experimental results, where the jumps are fully wiped out at temperatures of the order of 500 mK, we can estimate the value of the exchange interaction as being of the order of 1 K. This is a too small value for the exchange interaction, but this result can be attributed to the fact that in the simulation the number of spins in each cluster is several orders of magnitude smaller

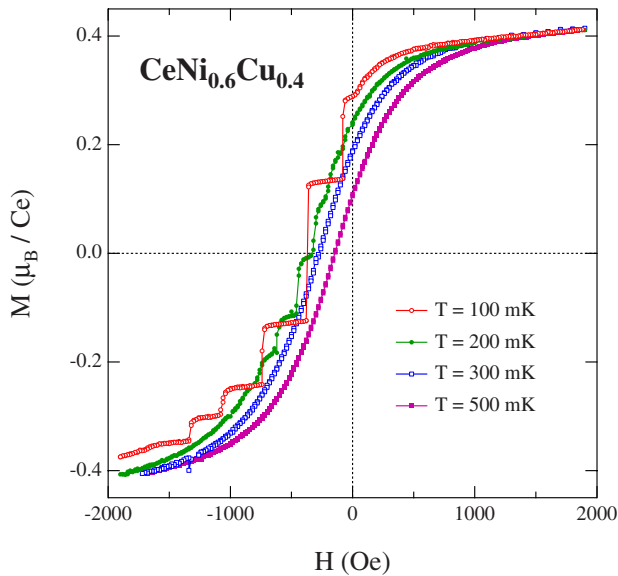


FIG. 6. (Color online) Temperature evolution of the left branch of the hysteresis cycle for a representative composition ($\text{CeNi}_{0.6}\text{Cu}_{0.4}$). Note that the coercive field almost does not change while the jumps are still noticeable and it clearly decreases for higher temperatures once the jumps have disappeared.

than in the physical system. In addition, we should keep in mind that this system exhibits some characteristics of Kondo behavior so that the value of the magnetic moments at very low temperatures are considerably reduced as observed by neutron diffraction.^{18,19}

Then, we have tried to show the effect of the percolation process. As stated before, the different stages of this percolation process can be qualitatively correlated with cluster distributions centered around different sizes: the lower the temperature, the larger the size of the clusters. These qualitative results are presented in Fig. 7 and the observed behavior shows clearly that the jumps are smoothed as the mean radii of the clusters is reduced, i.e., the temperature is increased. This result is an indication that the cluster percolation process is also able to account for the temperature evolution of the experimental hysteresis cycles.

Although *ab initio* considerations arising from the proposed model do not allow to clearly distinguish which one of the mechanisms is more relevant in order to define the variation with the temperature, the analysis of the results concerning both of these mechanisms may give us relevant information in this sense. If we look at the coercive-field variation arising from both situations, we will realize that it is much larger when considering the thermal activation process than when taking into account the percolation one. Comparing now with the experimental results presented in Fig. 6, we can observe that the coercive field do not hardly change while the jumps in the hysteresis cycle are still noticeable ($T < 300$ mK) whereas it strongly decreases with the increasing temperature once the jumps have completely disappeared. This fact is a clear indication that the percolative process is the dominant one at the lowest temperatures, but once a “conventional” hysteresis cycle is reached, the thermal activation becomes predominant.

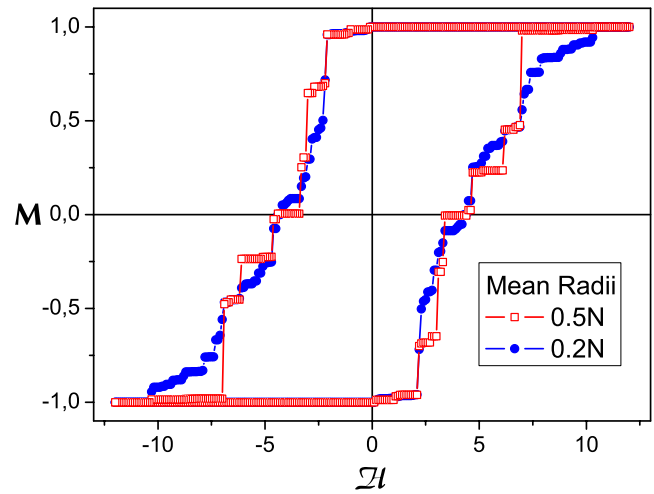


FIG. 7. (Color online) Effect of the cluster percolation on the hysteresis cycles. The different stages of the percolation process are correlated with cluster distributions around different sizes: the larger the size, the lower the temperature. The rest of the parameters (size of the lattice, anisotropy, and disorder) are the same as those used for obtaining Fig. 5.

So, keeping in mind the limitations of the present simulation, performed with a relative small number of spins, the model proposed here can well account for the striking properties of the hysteresis cycles of the $\text{CeNi}_{1-x}\text{Cu}_x$ compounds describing both the jumps of the magnetization at zero temperature and the extinction of the jumps when the temperature increases. A number of facts indicates that the model presented reflects in an appropriate way the experimental evidence and the proposed scenario of percolative ferromagnetic clusters for this series: (a) The estimated low value for the exchange energy is a signature of the Kondo interaction. (b) Some amount of disorder in the magnetic interactions is necessary to account for the curvature of the magnetization curves in the low-field range. (c) The clusters must be of mesoscopic size in order to obtain a small number of jumps as observed experimentally. (d) The formation of these clusters of mesoscopic size is intrinsically related to the disorder in the interactions and the small value of the magnetic moments. (e) The temperature evolution of the hysteresis cycles is dominated by the percolation process at the lowest temperatures and by the thermal activation at higher ones. These points are critical for an understanding of the ferromagnetic cluster percolative model. In similar series based in other rare earths such as Nd or Tb, no evidence of cluster creation has been found.²⁸ Therefore, we can conclude that the calculations presented here provide a remarkable support for the model proposed in Refs. 10 and 11 which, in fact, could be a valid description for a large number of strongly correlated electron systems with disorder effects.

ACKNOWLEDGMENTS

This work was supported by Brazilian agencies CNPq and FAPERGS through Pronex Grant No. 04/0874.9, the Spanish MAT through Grant No. 2003-06815 project and the European COST P16 program.

- ¹J. Burgy, M. Mayr, V. Martin-Mayor, A. Moreo, and E. Dagotto, *Phys. Rev. Lett.* **87**, 277202 (2001).
- ²J. M. De Teresa, P. A. Algarabel, C. Ritter, J. Blasco, M. R. Ibarra, L. Morellon, J. I. Espeso, and J. C. Gómez-Sal, *Phys. Rev. Lett.* **94**, 207205 (2005).
- ³N. D. Mathur, F. M. Grosche, S. R. Julian, I. R. Walker, D. M. Freye, R. K. W. Haselwimmer, and G. G. Lonzarich, *Nature (London)* **394**, 39 (1998).
- ⁴K. Binder and A. P. Young, *Rev. Mod. Phys.* **58**, 801 (1986).
- ⁵B. Coqblin, M. D. Nuñez-Regueiro, A. Theumann, J. R. Iglesias, and S. G. Magalhaes, *Philos. Mag.* **86**, 2567 (2006).
- ⁶G. R. Stewart, *Rev. Mod. Phys.* **73**, 797 (2001).
- ⁷P. Gegenwart, Q. Si, and F. Steglich, *Nat. Phys.* **4**, 186 (2008).
- ⁸E. Miranda and V. Dobrosavljevic, *Rep. Prog. Phys.* **68**, 2337 (2005).
- ⁹A. H. Castro Neto and B. A. Jones, *Phys. Rev. B* **62**, 14975 (2000).
- ¹⁰N. Marcano, J. I. Espeso, J. C. Gómez Sal, J. Rodríguez Fernández, J. Herrero-Albillos, and F. Bartolomé, *Phys. Rev. B* **71**, 134401 (2005).
- ¹¹N. Marcano, J. C. Gómez Sal, J. I. Espeso, J. M. De Teresa, P. A. Algarabel, C. Paulsen, and J. R. Iglesias, *Phys. Rev. Lett.* **98**, 166406 (2007).
- ¹²E. Lhotel, C. Paulsen, and A. D. Huxley, *Phys. Rev. Lett.* **91**, 209701 (2003).
- ¹³L. D. Tung, *Phys. Rev. B* **72**, 054414 (2005).
- ¹⁴R. Mahendiran, A. Maignan, S. Hébert, C. Martin, M. Hervieu, B. Raveau, J. F. Mitchell, and P. Schiffer, *Phys. Rev. Lett.* **89**, 286602 (2002).
- ¹⁵J. R. Friedman, M. P. Sarachik, J. Tejada, and R. Ziolo, *Phys. Rev. Lett.* **76**, 3830 (1996).
- ¹⁶A. Caneschi, T. Ohm, C. Paulsen, D. Royal, C. Sangregorio, and R. Sessolia, *J. Magn. Magn. Mater.* **177-181**, 1330 (1998).
- ¹⁷N. Marcano, J. C. Gómez Sal, J. I. Espeso, L. Fernández Barquín, and C. Paulsen, *Phys. Rev. B* **76**, 224419 (2007).
- ¹⁸J. I. Espeso, J. García Soldevilla, J. A. Blanco, J. Rodríguez Fernández, J. C. Gómez Sal, and M. T. Fernández Díaz, *Eur. Phys. J. B* **18**, 625 (2000).
- ¹⁹J. C. Gómez Sal, N. Marcano, J. I. Espeso, J. Hernández Velasco, and B. Farago, *Physica B* **385-386**, 372 (2006).
- ²⁰J. M. D. Coey, T. R. McGuire, and B. Tissier, *Phys. Rev. B* **24**, 1261 (1981).
- ²¹H. Ohno, *Science* **281**, 951 (1998).
- ²²M. Uehara, S. Mori, C. H. Chen, and S.-W. Cheong, *Nature (London)* **399**, 560 (1999).
- ²³R. García Calderón, J. C. Gómez Sal, and J. R. Iglesias, *J. Magn. Magn. Mater.* **272-276**, 701 (2004).
- ²⁴D. P. Belanger and A. P. Young, *J. Magn. Magn. Mater.* **100**, 272 (1991).
- ²⁵J. P. Sethna, K. A. Dahmen, and O. Perković, in *The Science of Hysteresis*, edited by G. Bertotti and I. D. Mayergoyz (Academic Press, New York, 2006), Vol. II, p. 107.
- ²⁶A. A. Fedorenko and F. Kühnel, *Phys. Rev. B* **75**, 174206 (2007).
- ²⁷K. Dahmen and J. P. Sethna, *Phys. Rev. B* **53**, 14872 (1996).
- ²⁸A. Señas, J. Rodríguez Fernández, J. C. Gómez Sal, J. Campo, and J. Rodríguez-Carvajal, *Phys. Rev. B* **70**, 184425 (2004).