

Anomalous Hall effect in a two-dimensional Dirac band: The link between the Kubo-Streda formula and the semiclassical Boltzmann equation approach

N. A. Sinitsyn,^{1,2} A. H. MacDonald,² T. Jungwirth,^{3,4} V. K. Dugaev,^{5,6} and Jairo Sinova¹

¹*Department of Physics, Texas A&M University, College Station, Texas 77843-4242, USA*

²*Department of Physics, University of Texas at Austin, Austin, Texas 78712-1081, USA*

³*Institute of Physics ASCR, Cukrovarnická 10, 162 53 Praha 6, Czech Republic*

⁴*School of Physics and Astronomy, University of Nottingham, Nottingham NG7 2RD, United Kingdom*

⁵*Department of Mathematics and Applied Physics, University of Technology, Al. Powstancow Warszawy 6, 35-959 Rzeszow, Poland*

⁶*Departamento de Fisica and CFIF, Instituto Superior Tecnico, Av. Rovisco Pais, 1049-001 Lisboa, Portugal*

(Received 30 August 2006; published 9 January 2007)

The anomalous Hall effect (AHE) is a consequence of spin-orbit coupling in a ferromagnetic metal and related primarily to density-matrix response to an electric field that is off-diagonal in band index. For this reason disorder contributions to the AHE are difficult to treat systematically using a semiclassical Boltzmann equation approach, even when weak localization corrections are disregarded. In this article we explicitly demonstrate the equivalence of an appropriately modified semiclassical transport theory which includes anomalous velocity and side-jump contributions and microscopic Kubo-Streda perturbation theory, with particular unconventional contributions in the semiclassical theory identified with particular Feynman diagrams when calculations are carried out in a band-eigenstate representation. The equivalence we establish is verified by explicit calculations for the case of the two-dimensional Dirac model Hamiltonian relevant to graphene.

DOI: [10.1103/PhysRevB.75.045315](https://doi.org/10.1103/PhysRevB.75.045315)

PACS number(s): 73.43.-f, 05.30.Fk, 72.10.-d, 73.50.Gr

I. INTRODUCTION

In spite of its long history as a basic ferromagnetic metal characterization tool, the theory of the anomalous Hall effect (AHE) continues to be a subject of confusion and debate.¹ Theoretical descriptions of the dc AHE invariably involve long and complex calculations and usually do not lead to simple general results with transparent interpretations.¹⁻⁴ Theories of the AHE normally focus on particular simple model Hamiltonians, and ignore interactions apart from mean-field exchange potentials that encode magnetic order. Even with these simplifications, the AHE *problem* tends to be difficult because the effect usually follows mainly from density-matrix linear response that is off-diagonal in Bloch state band indices, i.e., from induced interband coherence rather than simply from changes in Bloch state occupations. Farraginous theoretical results have followed from the application of different methods to the same models.⁵⁻⁹ Rigorous approaches based on Green's function techniques, like the Keldysh or Kubo-Streda formalisms, have the advantage of being systematic but can be technically more difficult to implement and are often not physically transparent.

Renewed interest in reaching consensus on a general theory of the AHE has been fueled in part by the realization of diluted magnetic semiconductor (DMS) ferromagnets which have strong spin-orbit interactions, large anomalous Hall effects, and variable carrier densities and magnetic properties. DMS ferromagnets can serve as a testing ground for the different theoretical predictions concerning the anomalous Hall effect.¹⁰⁻¹³ Interest has also been increased by the (phenomenological) demonstration that a relatively simple *intrinsic* contribution that is a momentum-space Berry phase band-structure property dominates the AHE in many ferromagnets.¹⁴⁻²²

From one point of view, the main reason for the physical opaqueness of formal microscopic approaches to the AHE is that the Hall current is much weaker than the current parallel to the electric field. No Hall contribution appears in usual theories of the dc conductivity which use Gaussian disorder potential distribution models and evaluate conductivity to the leading order of the small parameter $\xi = 1/(k_F l_{sc})$, where l_{sc} is the disorder scattering length. Higher order terms must therefore be considered—and these are unfortunately plentiful. Bookkeeping becomes a challenge. Additionally typical metallic or semiconducting ferromagnets have many occupied bands and anisotropic band structures, making it difficult in general to obtain analytical solutions to the relevant transport equations.

The semiclassical description of transport coefficients through a Boltzmann equation does lead to a Hall contribution if skew scattering²³⁻²⁵ is accounted for in the collision term. There are, however, other contributions to the Hall effect that are ignored in such a theory including anomalous velocity^{12,17,18,26,27} and the side-jump^{6,28-33} effects. The presence of these additional contributions is directly linked to induced nonzero interband elements of the density matrix, in other words, the interband coherence, as recognized since the work of Luttinger and Kohn.^{2,34}

In a previous paper several of us demonstrated³³ that by utilizing the Fermi golden rule and a newly derived gauge invariant expression for the coordinate shift due to a scattering event one can construct a semiclassical, physically transparent description of all contributions to the anomalous Hall effect and obtain the same final results as derived in a more complicated way using the microscopic perturbative approach of Luttinger.² The major drawback of this semiclassical approach is the fact that the identification of contributions to the AHE is not systematic; it is not obvious for

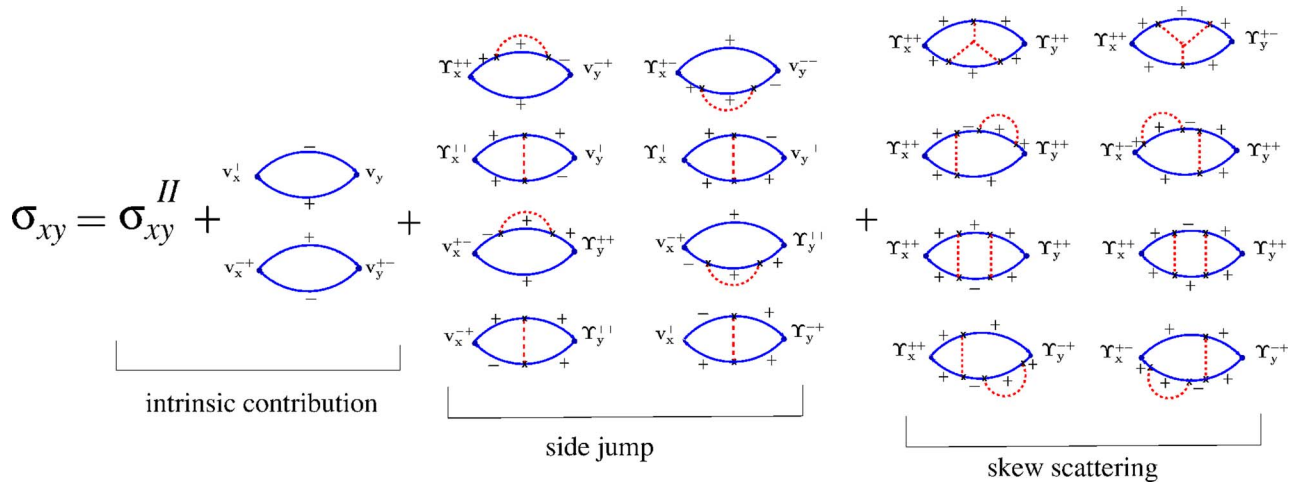


FIG. 1. (Color online) Graphical representation of the AHE conductivity within the chiral (band eigenstate) representation. The two bands of the two-dimensional Dirac model are labeled “±”. The subsets of diagrams that correspond to specific terms in the semiclassical Boltzmann formalism are indicated. A detailed discussion of each set of diagrams is given in Sec. IV.

example that other contributions of the same size are not being neglected and therefore, the assertion that we do include all main contributions must be verified by comparison to other approaches since the semiclassical approach lacks the rigor of the microscopic approaches. The main goal of the present paper is to provide a more detailed explanation of the semiclassical approach and to link it with a more systematic and formally rigorous approach based on the Kubo-Streda formula. The various different contributions that have been identified in the semiclassical approach, can, for the particular case of two-dimensional Dirac bands, all be directly linked to particular Feynman-diagram subsums in the Kubo-Streda formalism. The correspondence is summarized in Fig. 1, in which the diagrammatic expansion of the Kubo-Streda formalism in the chiral (band-eigenstate) basis is summarized. In Fig. 1 Feynman diagrams are grouped in the three major contributions that arise naturally in the semiclassical approach: intrinsic, side-jump, and skew-scattering.

We organize the rest of the article as follows. In Sec. II we introduce the model Hamiltonian for which we demonstrate the equivalence of the two approaches. In Sec. III we provide a formal description of both techniques and discuss the approximations involved in their application. In Sec. IV we discuss different contributions identified in the Boltzmann approach: intrinsic, side-jump, and skew scattering contributions, and show their equivalence to partial sums of diagrams in the Kubo-Streda formalism. In Sec. V we discuss some diagrams that appear in the Kubo expansion beyond our approximations. Finally we summarize our results in Sec. VI.

II. MODEL HAMILTONIAN

Although most of the discussion in the following sections is general and applicable to electronic structure in any number of dimensions, we choose as a concrete example the massive two-dimensional (2D) Dirac model Hamiltonian with randomly placed weak δ -function-like spin-independent impurities. We have chosen this model due to its simplicity

which permits the derivation of compact analytical expressions that facilitate comparison between the semiclassical Boltzmann approach and the microscopic Kubo approach. The impurity free 2D Dirac Hamiltonian is

$$\hat{H}_0 = v(k_x \sigma_x + k_y \sigma_y) + \Delta \sigma_z, \tag{1}$$

where σ_x and σ_y are Pauli matrices. (In the case of graphene, this degree of freedom represents the two sites per cell on a honeycomb lattice.) Here and throughout the text we take $\hbar = 1$. This Hamiltonian breaks time-reversal symmetry and therefore has a nonzero Hall conductivity. Kubo formula calculations of the dc limit of the Hall conductivity for this Hamiltonian have been already performed³⁵ in the self-consistent noncrossing approximation with the following result which can be applied to the charge and spin Hall conductivities in metallic graphene:

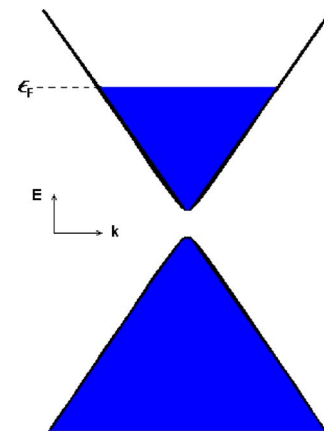


FIG. 2. (Color online) Energy dispersion for the massive 2D Dirac Hamiltonian. Filled eigenstates are represented by the colored region. The Fermi level is assumed to be above the gap.

$$\sigma_{xy} = -\frac{e^2\Delta}{4\pi\sqrt{(vk_F)^2 + \Delta^2}} \left[1 + \frac{4(vk_F)^2}{4\Delta^2 + (vk_F)^2} + \frac{3(vk_F)^4}{(4\Delta^2 + (vk_F)^2)^2} \right] - \frac{e^2V_1^3}{2\pi n_i V_0^4} \frac{(vk_F)^4\Delta}{(4\Delta^2 + (vk_F)^2)^2}, \quad (2)$$

where k_F is the Fermi momentum and the parameters V_0 and V_1 characterizing the disorder distribution as defined below.

The nonzero mass Δ opens a gap in the spectrum and splits the Dirac band into subbands above and below the gap with dispersions

$$\epsilon_{\mathbf{k}}^{\pm} = \pm \sqrt{\Delta^2 + (vk)^2}, \quad (3)$$

where $k = |\mathbf{k}|$ and the labels \pm distinguish bands with positive and negative energies. In what follows, we will assume that

the Fermi energy is positive and the Fermi level lies above the gap, as illustrated in Fig. 2.

The chiral basis states that diagonalize the Hamiltonian in Eq. (1) are $u_{\mathbf{k}}^{\pm} = (1/\sqrt{V})e^{i\mathbf{k}\cdot\mathbf{r}}|u_{\mathbf{k}}^{\pm}\rangle$, where

$$|u_{\mathbf{k}}^+\rangle = \begin{pmatrix} \cos(\theta/2) \\ \sin(\theta/2)e^{i\phi} \end{pmatrix}, \quad |u_{\mathbf{k}}^-\rangle = \begin{pmatrix} \sin(\theta/2) \\ -\cos(\theta/2)e^{i\phi} \end{pmatrix}, \quad (4)$$

$\cos(\theta) = \Delta/\sqrt{(vk)^2 + \Delta^2}$, and $\tan(\phi) = k_y/k_x$. In the eigenstate representation [Eq. (4)], the disorder and velocity operators have the following matrix form

$$\hat{v}_x = v \begin{pmatrix} \sin(\theta)\cos(\phi) & -i\sin(\phi) - \cos(\theta)\cos(\phi) \\ i\sin(\phi) - \cos(\theta)\cos(\phi) & -\sin(\theta)\cos(\phi) \end{pmatrix}, \quad (5)$$

$$\hat{v}_y = v \begin{pmatrix} \sin(\theta)\sin(\phi) & i\cos(\phi) - \cos(\theta)\sin(\phi) \\ -i\cos(\phi) - \cos(\theta)\sin(\phi) & -\sin(\theta)\sin(\phi) \end{pmatrix}, \quad (6)$$

and

$$V_{\mathbf{k}'\mathbf{k}} = V_{\mathbf{k}'\mathbf{k}}^0 \begin{pmatrix} \langle u_{\mathbf{k}'}^+ | u_{\mathbf{k}}^+ \rangle & \langle u_{\mathbf{k}'}^+ | u_{\mathbf{k}}^- \rangle \\ \langle u_{\mathbf{k}'}^- | u_{\mathbf{k}}^+ \rangle & \langle u_{\mathbf{k}'}^- | u_{\mathbf{k}}^- \rangle \end{pmatrix} = V_{\mathbf{k}'\mathbf{k}}^0 \begin{pmatrix} 1 - \sin^2\left(\frac{\theta}{2}\right)(1 - e^{i(\phi-\phi')}) & \sin(\theta)\frac{1 - e^{i(\phi-\phi')}}{2} \\ \sin(\theta)\frac{1 - e^{i(\phi-\phi')}}{2} & 1 - \cos^2\left(\frac{\theta}{2}\right)(1 - e^{i(\phi-\phi')}) \end{pmatrix}, \quad (7)$$

where $V_{\mathbf{k}'\mathbf{k}}^0$ is the orbital disorder matrix element.

We consider the model of randomly located δ -function scatterers: $V(\mathbf{r}) = \sum_i V_i \delta(\mathbf{r} - \mathbf{R}_i)$ with R_i random and strength distributions satisfying $\langle V_i \rangle_{dis} = 0$, $\langle V_i^2 \rangle_{dis} = V_0^2 \neq 0$ and $\langle V_i^3 \rangle_{dis} = V_1^3 \neq 0$. This model is different from the standard white noise disorder model in which only the second order cumulant is nonzero; $\langle |V_{\mathbf{k}'\mathbf{k}}^0|^2 \rangle_{dis} = n_i V_0^2$ where n_i is the impurity concentration and other correlators are either zero or related to this correlator by Wick's theorem. The deviation from white noise in our disorder model is quantified by $V_1 \neq 0$, and is necessary to capture part of the skew scattering contribution to the anomalous Hall effect. Note however that within this model, as we will show in later sections, there are other contributions to the skew scattering that arise from the Gaussian disorder distribution which turn out to be independent of disorder strength, e.g., see Sec. IV C.

In what follows we use $+/-$ for the upper/lower chiral band indices. For example, from Eq. (5) $v_x^{+-} = v[-i\sin(\phi) - \cos(\theta)\cos(\phi)]$ or from Eq. (7) $\langle |V_{\mathbf{k}'\mathbf{k}}^+|^2 \rangle_{dis} = n_i V_0^2 [1 - \sin^2(\frac{\theta}{2}) \times (1 - e^{i(\phi-\phi')})]^2$. Working in the eigenstate basis, we will refer to the velocity matrix elements $v_{x/y}^{++}$ and $v_{x/y}^{--}$ as the diagonal velocities and to $v_{x/y}^{+-}$ and $v_{x/y}^{-+}$ as the off-diagonal or interband velocities.

III. THE BOLTZMANN EQUATION AND THE KUBO-STREDA FORMULA

A. The semiclassical Boltzmann equation

There is a substantial literature^{6,12,25,33} on the application of Boltzmann equation concepts to AHE theory. However, stress was usually placed only on one of the many possible mechanisms for a Hall current. In this section we briefly review this approach, incorporating some new insights from recent work.³³

The semiclassical Boltzmann equation (SBE) describes the evolution of the electron distribution function as though electrons were classical particles labeled by a band index and living in the crystal's momentum space. From a quantum mechanical point of view, it is clear that this approach is not universally applicable because it violates the Heisenberg uncertainty principle by having a momentum-distribution function at each point in space. A rigorous treatment of the electronic state evaluation in the presence of disorder should generally consider the entire density matrix, including off-diagonal elements. Formal justifications of the Boltzmann description are usually made in terms of the properties of wave packets that have well defined average momentum, center of mass coordinate, spin, intrinsic angular momentum,

etc.³⁶ The distribution functions then acquire the meaning of the probability distribution of wave packets that behave in many respects like classical particles.³⁷

The semiclassical distribution function evolves both due to hydrodynamic particle fluxes and due to collisions with impurities. Quantum mechanically, the elementary scattering process is described by the scattering matrix from one state to another in the presence of a perturbing potential. In the semiclassical approach, scattering can be accompanied by changes of coordinate. As we discuss below, these have to be taken into account when constructing a kinetic equation for the semiclassical distribution function that captures the AHE.

1. The golden rule

The golden rule connects the classical and quantum descriptions of a scattering event.³⁸ It shows how the scattering rate $\omega_{l'l}$ between states with different quantum numbers l and l' is related to the so called T -matrix elements:

$$\omega_{l'l} = 2\pi |T_{l'l}|^2 \delta(\epsilon_{l'} - \epsilon_l). \quad (8)$$

The scattering T -matrix is defined as

$$T_{l'l} = \langle l' | \hat{V} | \psi_l \rangle, \quad (9)$$

where \hat{V} is the impurity potential operator and $|\psi_l\rangle$ is the eigenstate of the full Hamiltonian $\hat{H} = \hat{H}_0 + \hat{V}$ that satisfies the Lippman-Schwinger

$$|\psi_l\rangle = |l\rangle + \frac{\hat{V}}{\epsilon_l - \hat{H}_0 + i\eta} |\psi_l\rangle. \quad (10)$$

For weak disorder one can approximate the scattering state $|\psi_l\rangle$ by a truncated series in powers of $V_{ll'}$ = $\langle l | \hat{V} | l' \rangle$ and take $l = (\mathbf{k}, \mu)$ as the combined (momentum, band) index of the eigenstate $|l\rangle = |\mathbf{k}, \mu\rangle$ of the unperturbed Hamiltonian \hat{H}_0 :

$$|\psi_l\rangle \approx |l\rangle + \sum_{l''} \frac{V_{ll''}}{\epsilon_l - \epsilon_{l''} + i\eta} |l''\rangle + \dots \quad (11)$$

For example the T -matrix up to the second order in \hat{V} is

$$T_{l'l} \approx V_{l'l} + \sum_{l''} \frac{V_{l'l''} V_{l''l}}{\epsilon_l - \epsilon_{l''} + i\eta}. \quad (12)$$

Substituting Eq. (12) into Eq. (8) one can find the scattering rate up to the third order in the disorder strength

$$\omega_{ll'} = \omega_{ll'}^{(2)} + \omega_{ll'}^{(3)} + \dots, \quad (13)$$

where

$$\omega_{ll'}^{(2)} = 2\pi \langle |V_{ll'}|^2 \rangle_{dis} \delta(\epsilon_l - \epsilon_{l'}) \quad (14)$$

$$\omega_{ll'}^{(3)} = 2\pi \left(\sum_{l''} \frac{\langle V_{ll''} V_{l''l'} \rangle_{dis}}{\epsilon_l - \epsilon_{l''} - i\eta} + \text{c.c.} \right) \delta(\epsilon_l - \epsilon_{l'}). \quad (15)$$

The skew scattering contribution to the Hall effect follows from the asymmetric part of the scattering rate:²⁵

$$\omega_{ll'}^{(a)} \equiv \frac{\omega_{ll'} - \omega_{l'l}}{2}. \quad (16)$$

Since $\omega_{ll'}^{(2)}$ is symmetric, the leading contribution to $\omega_{ll'}^{(a)}$ appears at order V^3 . The $\omega_{ll'}^{(3)}$ contribution to the scattering rate $\omega_{ll'}$ contains symmetric and antisymmetric parts. The symmetric part is not essential since it only renormalizes the second order result of Eq. (14). The sum in parentheses in Eq. (15) can be rewritten in the form

$$P \left(\sum_{l''} \frac{2 \text{Re} \langle V_{ll''} V_{l''l'} \rangle_{dis}}{\epsilon_l - \epsilon_{l''}} \right) - 2\pi \sum_{l''} \delta(\epsilon_l - \epsilon_{l''}) \text{Im} \langle V_{ll''} V_{l''l'} \rangle_{dis}. \quad (17)$$

The first term is symmetric under the exchange of indexes $l \leftrightarrow l'$ [note that this needs the fact that $\epsilon_l = \epsilon_{l'}$ due to the δ -function in Eq. (15)], hence this sum does not contribute to the asymmetric part of the scattering amplitude and one can concentrate on the second one:

$$\omega_{ll'}^{(3a)} = - (2\pi)^2 \sum_{l''} \delta(\epsilon_l - \epsilon_{l''}) \text{Im} \langle V_{ll''} V_{l''l'} \rangle_{dis} \delta(\epsilon_l - \epsilon_{l'}), \quad (18)$$

with the superscript $3a$ meaning that this is the antisymmetric part of the scattering rate calculated at order V^3 .

2. The coordinate shift

In a semiclassical description of wave-packet motion in a crystal, scattering produces both a change in the direction of motion and a separate coordinate shift.^{6,28-30,33} In the lowest order Born approximation for a scalar disorder potential one can derive an expression for the coordinate shift which accompanies scattering between two band states. The shift does not depend explicitly on the type of impurity and can be expressed in terms of initial and final states only:^{6,33}

$$\delta \mathbf{r}_{l'l} = \left\langle u_{l'} \left| i \frac{\partial}{\partial \mathbf{k}'} u_{l'} \right. \right\rangle - \left\langle u_l \left| i \frac{\partial}{\partial \mathbf{k}} u_l \right. \right\rangle - \hat{\mathbf{D}}_{\mathbf{k}', \mathbf{k}} \arg[\langle u_{l'} | u_l \rangle], \quad (19)$$

where $\arg[a]$ is the phase of the complex number a and

$$\hat{\mathbf{D}}_{\mathbf{k}', \mathbf{k}} = \frac{\partial}{\partial \mathbf{k}'} + \frac{\partial}{\partial \mathbf{k}}.$$

The topological interpretation of Eq. (19) has been explained in Ref. 33. The first two terms in Eq. (19) have been known for a long time. The last term was first derived only recently in Ref. 33 but is an essential contribution which makes the expression for the coordinate shift gauge invariant.

3. Kinetic equation of the semiclassical Boltzmann distribution

Equations (8) and (19) contain the quantum mechanical information necessary to write down a semiclassical Boltzmann equation that takes into account both the change of momentum and the coordinate shift during scattering in a

homogeneous crystal in the presence of a driving electric field \mathbf{E} . Keeping only terms up to the linear order in the electric field the Boltzmann equation reads³³

$$\frac{\partial f_l}{\partial t} + e\mathbf{E} \cdot \mathbf{v}_{0l} \frac{\partial f_0(\epsilon_l)}{\partial \epsilon_l} = - \sum_{l'} \omega_{ll'} \left[f_l - f_{l'} - \frac{\partial f_0(\epsilon_l)}{\partial \epsilon_l} e\mathbf{E} \cdot \delta \mathbf{r}_{l'l} \right], \quad (20)$$

where \mathbf{v}_{0l} is the usual velocity

$$\mathbf{v}_{0l} = \partial \epsilon_l / \partial \mathbf{k}. \quad (21)$$

Note that if only elastic scatterings with static impurities are responsible for the collision term, the right-hand side (rhs) of Eq. (20) is linear in f_l and not in $f_l(1-f_{l'})$. This property follows from the fact that Heisenberg time evolution equations for creation or annihilation operators in a noninteracting electron system are linear and can be mapped to the Schrödinger equation for amplitudes in a single particle system. (For further discussion of this point see Appendix B in Ref. 34.)

This Boltzmann equation has the standard form except for the coordinate shift effect which is taken into account in the last term in the collision integral on the rhs of Eq. (20). This term appears because the kinetic energy of a particle in the state l' before scattering into the state l is smaller than ϵ_l by the amount $e\mathbf{E} \cdot \delta \mathbf{r}_{ll'} = -e\mathbf{E} \cdot \delta \mathbf{r}_{l'l}$. The collision term does not vanish in the presence of an electric field when the occupation probabilities f_l are replaced by their thermal equilibrium values because $f_0(\epsilon_l) - f_0(\epsilon_l - e\mathbf{E} \cdot \delta \mathbf{r}_{ll'}) \approx -\frac{\partial f_0(\epsilon_l)}{\partial \epsilon_l} e\mathbf{E} \cdot \delta \mathbf{r}_{ll'} \neq 0$. The last term in the collision integral in Eq. (20) (Ref. 6) accounts for this interplay between coordinate shifts and spatial variation of local chemical potential in the presence of an electric field.

The total distribution function f_l in the steady state ($\partial f_l / \partial t = 0$) can be written as the sum of the equilibrium distribution $f_0(\epsilon_l)$ and nonequilibrium contributions,

$$f_l = f_0(\epsilon_l) + g_l + g_l^{adist}, \quad (22)$$

where we have split the nonequilibrium contribution into two terms g_l and g_l^{adist} which solve independent self-consistent time-independent equations:³³

$$e\mathbf{E} \cdot \mathbf{v}_{0l} \frac{\partial f_0(\epsilon_l)}{\partial \epsilon_l} = - \sum_{l'} \omega_{ll'} (g_l - g_{l'}) \quad (23)$$

and

$$\sum_{l'} \omega_{ll'} \left(g_l^{adist} - g_{l'}^{adist} + \frac{-\partial f_0(\epsilon_l)}{\partial \epsilon_l} e\mathbf{E} \cdot \delta \mathbf{r}_{l'l} \right) = 0. \quad (24)$$

(The label *adist* stands for anomalous distribution.) A standard approach to solving these equations in 2D is to look for the solution of Eq. (23) in the form (see, e.g., Ref. 23):

$$g_l = \left(-\frac{df_0(\epsilon_l)}{d\epsilon_l} \right) e\mathbf{E} \cdot (A_\mu \mathbf{v}_{0l} + B_\mu \mathbf{v}_{0l} \times \hat{\mathbf{z}}), \quad (25)$$

where $\hat{\mathbf{z}}$ is the unit vector in the out-of-plane direction. We will assume that the transverse conductivity is much smaller

than the longitudinal one so that $A_\mu \gg B_\mu$. One then finds by the direct substitution of Eq. (25) into Eq. (20) that

$$A_\mu = \tau_\mu^r, \quad B_\mu = (\tau_\mu^r)^2 / \tau_\mu^\perp, \quad (26)$$

where

$$1/\tau_\mu^r = \sum_{\mu'} \int \frac{d^2 \mathbf{k}'}{(2\pi)^2} \omega_{\mu\mu'} \left(1 - \frac{|v_{l'}|}{|v_l|} \cos(\phi - \phi') \right),$$

$$1/\tau_\mu^\perp = \sum_{\mu'} \int \frac{d^2 \mathbf{k}'}{(2\pi)^2} \omega_{\mu\mu'} \frac{|v_{l'}|}{|v_l|} \sin(\phi - \phi') \quad (27)$$

and ϕ and ϕ' are the angles between \mathbf{v}_{0l} or $\mathbf{v}_{0l'}$ and the x axes. This completes the solution of Eq. (23) for g_l . We will show in Sec. III B 1 how a similar ansatz can also solve Eq. (24) for the anomalous distribution g_l^{adist} .

4. Modified velocities and the anomalous Hall effect

To find the current induced by an electric field and hence the conductivity we need to derive an appropriate expression for the velocity of semiclassical particles, in addition to solving the SBE for the state occupation probabilities. In considering the AHE, in addition to the band state group velocity $\mathbf{v}_{0l} = \partial \epsilon_l / \partial \mathbf{k}$ one should also take into account velocity renormalizations due to the accumulations of coordinate shifts after many scattering events (the side-jump effect) and due to band mixing by the electric field (the anomalous velocity effect):^{30,33}

$$\mathbf{v}_l = \frac{\partial \epsilon_l}{\partial \mathbf{k}} + \mathbf{F}_l \times e\mathbf{E} + \sum_{l'} \omega_{ll'} \delta \mathbf{r}_{l'l}. \quad (28)$$

The second term in Eq. (28) captures changes in the speed at which a wave packet moves between scattering events under the influence of the external electric field³⁹ and \mathbf{F}_l is the Berry curvature of the band²⁶

$$(F_l)_k = \epsilon_{ijk} \text{Im} \left[\left\langle \frac{\partial u_l}{\partial k_j} \left| \frac{\partial u_l}{\partial k_i} \right. \right\rangle \right]. \quad (29)$$

The last term in Eq. (28) is due to the accumulation of coordinate shifts after many scatterings. Combining Eqs. (22) and (28) we obtain the total current

$$\mathbf{j} = e \sum_l f_l \mathbf{v}_l. \quad (30)$$

5. Mechanisms of the AHE

From this relation we can extract the off-diagonal Hall conductivity which is naturally written as the sum of four contributions:

$$\sigma_{xy}^{total} = \sigma_{xy}^{int} + \sigma_{xy}^{adist} + \sigma_{xy}^{sj} + a_{xy}^{sk}. \quad (31)$$

The first term is the so called intrinsic contribution

$$\sigma_{xy}^{int} = -e^2 \sum_l f_0(\epsilon_l) F_l, \quad (32)$$

which is due to the anomalous velocity of free electrons under the action of the electric field

$$\mathbf{v}_l^{(a)} = \mathbf{F}_l \times e\mathbf{E}. \quad (33)$$

This term is called the intrinsic contribution because it is not related to impurity scattering, i.e., its evaluation does not require knowledge of the disorder present in the system. The intrinsic AHE is completely determined by the topology of the Bloch band.

The next two contributions follow from coordinate shifts during scattering events:

$$\sigma_{xy}^{adist} = e \sum_l (g_l^{adist}/E_y)(v_{0l})_x \quad (34)$$

is the current due to the anomalous correction to the distribution function while the direct side-jump contribution

$$\sigma_{xy}^{sj} = e \sum_l (g_l/E_y) \sum_{l'} \omega_{l'l}(\delta\mathbf{r}_{l'})_x \quad (35)$$

is the current due to the side-jump velocity, i.e., due to the accumulation of coordinate shifts after many scattering events. Since coordinate shifts are responsible both for σ_{xy}^{adist} and for σ_{xy}^{sj} there is, unsurprisingly, an intimate relationship between those two contributions. We will demonstrate their equality by evaluating σ_{xy}^{adist} below. Because of this relationship, in most of the literature, σ_{xy}^{adist} is usually considered to be part of the side-jump contribution, i.e., $\sigma_{xy}^{adist} + \sigma_{xy}^{sj} \rightarrow \sigma_{xy}^{sj}$. Here we will distinguish between the two when connecting the SBE approach to the Kubo-Streda formalism.

Finally, σ_{xy}^{sk} is the skew scattering contribution

$$\sigma_{xy}^{sk} = e \sum_l (g_l/E_y)(v_{0l})_x. \quad (36)$$

The skew scattering contribution is independent of the coordinate shift and of the anomalous velocity. It is nonzero for an isotropic energy dispersion ϵ_l only when the scattering rate $\omega_{l'l}$ is asymmetric. Writing the transverse velocity in the form $(v_{0l})_x = |v_{0l}| \cos(\phi)$, then using Eq. (27) and substituting Eq. (25) for g_l into Eq. (36) one finds

$$\begin{aligned} \sigma_{xy}^{sk} &= e \sum_{\mu} \int \frac{d^2\mathbf{k}}{(2\pi)^2} (g_l/E_y) |v_{0l}| \cos(\phi) \\ &= -e^2 \sum_{\mu} \frac{(\tau_{\mu}^{\parallel})^2}{\tau_{\mu}^{\perp}} \int \frac{d^2\mathbf{k}}{(2\pi)^2} \left(-\frac{df_0(\epsilon_l)}{d\epsilon_l} \right) |v_l|^2 \cos^2(\phi). \end{aligned} \quad (37)$$

At zero temperature this expression simplifies to

$$\sigma_{xy}^{sk} = - \sum_{\mu} \frac{e^2 (\tau_{\mu}^{\parallel})^2 v_{F\mu} k_{F\mu}}{4\pi \tau_{\mu}^{\perp}}. \quad (38)$$

There is potentially one more contribution which has not been included in Eq. (31) and which involves the product of g^{adist} and the side-jump velocity $\sum_{l'} \omega_{l'l} \delta\mathbf{r}_{l'}$. Such a term does not contribute to the Hall conductivity in the present model calculation of isotropic scattering and band structure. It may however, in principle, give rise to a nonzero contribution given an appropriate anisotropic scattering and anisotropic Fermi distribution. We do not consider this term further here.

In Sec. IV we evaluate each of these four contributions for the particular example of the 2D Dirac model.

B. The Kubo-Streda formula

A fully quantum mechanical formally exact expression for the conductivity is provided by the linear response Kubo theory. There are various equivalent formulations of this approach. In one version the conductivity at zero temperature T is expressed in terms of time ordered Green's functions. This formalism has previously been applied to the AHE in an electron system with Rashba spin-orbit coupling.⁵ In the present paper we work mainly with another version of the Kubo formula, derived specially for the dc conductivity. Its advantage is that one should not perform the $\omega \rightarrow 0$ limit at the end of calculations.

The starting point in this approach is the Bastin formula:³²

$$\begin{aligned} \sigma_{xy} &= -i \frac{e^2}{V} \int_{-\infty}^{\infty} \frac{d\epsilon}{2\pi i} f(\epsilon) \text{Tr} \left[-\hat{v}_x \delta(\epsilon - H) \hat{v}_j \frac{dG^R}{d\epsilon} \right. \\ &\quad \left. + \hat{v}_i \frac{dG^A}{d\epsilon} \hat{v}_y \delta(\epsilon - H) \right], \end{aligned} \quad (39)$$

which can be manipulated to give the Kubo-Streda formula for the dc $T=0$ Hall conductivity $\sigma_{xy} = \sigma_{xy}^{I(a)} + \sigma_{xy}^{I(b)} + \sigma_{xy}^{II}$ where

$$\sigma_{xy}^{I(a)} = \frac{e^2}{2\pi V} \text{Tr} \langle \hat{v}_x G^R(\epsilon_F) \hat{v}_y G^A(\epsilon_F) \rangle_c, \quad (40)$$

$$\sigma_{xy}^{I(b)} = - \frac{e^2}{4\pi V} \text{Tr} \langle \hat{v}_x G^R(\epsilon_F) \hat{v}_y G^R(\epsilon_F) + \hat{v}_i G^A(\epsilon_F) \hat{v}_j G^A(\epsilon_F) \rangle_c, \quad (41)$$

$$\begin{aligned} \sigma_{xy}^{II} &= \frac{e^2}{4\pi V} \int_{-\infty}^{+\infty} d\epsilon f(\epsilon) \text{Tr} \left[v_x G^R(\epsilon) v_y \frac{G^R(\epsilon)}{d\epsilon} \right. \\ &\quad \left. - v_x \frac{G^R(\epsilon)}{d\epsilon} v_y G^R(\epsilon) - v_x G^A(\epsilon) v_y \frac{G^A(\epsilon)}{d\epsilon} \right. \\ &\quad \left. + v_x \frac{G^A(\epsilon)}{d\epsilon} v_y G^A(\epsilon) \right] = e c \left. \frac{\partial N(\epsilon)}{\partial B} \right|_{\epsilon=\epsilon_F, B=0}, \end{aligned} \quad (42)$$

where the subscript c indicates a disorder configuration average. The last contribution, σ_{xy}^{II} , was derived by Streda.⁴⁰ In these equations B is an external magnetic field that couples only to the orbital degrees of freedom, and $N(E)$ is the integrated density of states of the disordered system and $G^{R/A}(\epsilon_F) = (\epsilon_F - H \pm i\delta)^{-1}$ are the retarded and advanced Green's functions evaluated at the Fermi energy. Every term in σ_{xy}^{II} depends on products of retarded Green's functions only or products of advanced Green's functions only. Since every such term has poles on the same side of the imaginary plane, disorder corrections to this contribution are small because they contain at least one (small) factor $n_i V_0^2$ which is not compensated by energy and momentum integrations. Hence only the disorder free part of σ_{xy}^{II} is important in the weak disorder limit, i.e., this contribution is zeroth order in the parameter $\xi = 1/k_F l_{sc}$. It can also be shown by a similar

argument that in general σ_{xy}^{Jb} , is of order ξ and can be neglected in the weak scattering limit.⁴¹ Thus, important disorder effects are contained only in σ_{xy}^{Ja} . In what follows we neglect σ_{xy}^{Jb} and retain only the clean limit σ_{xy}^{Ja} contribution. The following paragraphs concern only σ_{xy}^{Ja} .

The effect of disorder on the disorder-configuration averaged Green's function is conveniently captured by the use of the T-matrix, defined by the integral equation $T=W+WG_0T$ where $W=\sum_i V_0 \delta(r-r_i)$. From this one obtains

$$G = G_0 + G_0 T G_0 = G_0 + G_0 \Sigma G. \quad (43)$$

Upon disorder averaging we obtain

$$\Sigma = \langle W \rangle_c + \langle W G_0 W \rangle_c + \langle W G_0 W G_0 W \rangle_c + \dots \quad (44)$$

To linear order in n_i this translates to

$$\Sigma(z, \mathbf{k}) = n_i V_{\mathbf{k}, \mathbf{k}} + \frac{n_i}{V} \sum_{\mathbf{k}'} V_{\mathbf{k}, \mathbf{k}'} G_0(\mathbf{k}', z) V_{\mathbf{k}', \mathbf{k}}, \quad (45)$$

with $V_{\mathbf{k}, \mathbf{k}'} = V(\mathbf{k} - \mathbf{k}')$ being the Fourier transform of the single impurity potential, which in the case of delta scatterers is simply V_0 .

Within the T-matrix formalism in the normal spin-basis we will take $V_1=0$ for simplicity since, as it will be shown when considering the Kubo formalism within the chiral basis, only a couple of diagrams contribute to part of the skew scattering for $V_1 \neq 0$ and can therefore its contribution can be computed separately (see Sec. IV C).

Replacing the bare Green's function by the self-consistent Born approximation Green's function, Eq. (43), in the expression for σ_{xy}^{Ja} does not capture all the contributions to lowest order in ξ . One must also compute the ladder diagram correction to the bare velocity vertex defined by $\tilde{v}_\alpha(\epsilon_F) \equiv v_\alpha + \delta\tilde{v}_\alpha(\epsilon_F)$, where $\delta\tilde{v}_\alpha(\epsilon_F)$ satisfies

$$\begin{aligned} \delta\tilde{v}_\alpha(\epsilon_F) &= \frac{n_i V_0^2}{V} \sum_{\mathbf{k}} G^R(\epsilon_F) v_\alpha G^A(\epsilon_F) \\ &+ \frac{n_i V_0^2}{V} \sum_{\mathbf{k}} G^R(\epsilon_F) \delta\tilde{v}_\alpha(\epsilon_F) G^A(\epsilon_F). \end{aligned} \quad (46)$$

The explicit calculation of this vertex correction in the σ_z eigenstate basis is described in Appendix A. The final result for the 2D Dirac model Hamiltonian is

$$\tilde{v}_y = 8v\Gamma \cos \theta \frac{(1 + \cos^2 \theta)}{\lambda(1 + 3 \cos^2 \theta)^2} \sigma_x + \left(v + v \frac{\sin^2 \theta}{(1 + 3 \cos^2 \theta)} \right) \sigma_y, \quad (47)$$

where $\Gamma = \pi n_i^2 V_0^2 / 4v^2$. Incorporating this result in σ_{xy}^{Ja} we obtain for $\epsilon_F > \Delta$

$$\begin{aligned} \sigma_{xy} &= \frac{e^2}{2\pi V} \sum_{\mathbf{k}} \text{Tr}[v \sigma_x G \tilde{v}_y G] \\ &= -\frac{e^2 \cos \theta}{4\pi} \left(1 + \frac{3 \sin^2 \theta}{(1 + 3 \cos^2 \theta)} + \frac{4 \sin^2 \theta}{(1 + 3 \cos^2 \theta)^2} \right). \end{aligned} \quad (48)$$

This is equivalent to the part of Eq. (2) that is independent of

V_1 . In order to understand more fully the relationship between this result and the more physically transparent SBE approach, we need to analyze the Kubo approach in the chiral band eigenstate basis. As described in the remaining part of this section, we are able to make the connection very clear.

We have also obtained the same result using the time ordered Green's functions formalism. The equivalence of the two results is shown in detail in Appendix B.

1. Kubo-Streda approach in the band eigenstate basis

In the chiral Bloch eigenstate basis, specified in Eq. (4), the disorder free Green's functions in momentum space can be written in the form

$$G_0^{R/A}(\epsilon) = \frac{|u_{\mathbf{k}}^+\rangle\langle u_{\mathbf{k}}^+|}{\epsilon - \epsilon_{\mathbf{k}}^+ \pm i\eta} + \frac{|u_{\mathbf{k}}^-\rangle\langle u_{\mathbf{k}}^-|}{\epsilon - \epsilon_{\mathbf{k}}^- \pm i\eta}. \quad (49)$$

From a calculational point of view the bare Green's function is simpler in this basis, but we must pay the price in the disorder matrix of the Hamiltonian which will contain, as seen in Sec. II, intraband ($V_{\mathbf{k}\mathbf{k}'}^{++}$, $V_{\mathbf{k}\mathbf{k}'}^{--}$) and interband ($V_{\mathbf{k}\mathbf{k}'}^{+-}$, $V_{\mathbf{k}\mathbf{k}'}^{-+}$) matrix elements.

In the weak disorder limit, the energy width of Bloch state spectral peaks is smaller than the gap, allowing us to ignore direct interband scattering. This does not mean, however, that interband matrix elements of the disorder potential are not important and can be disregarded. In the rest of the text we will show that interband disorder matrix elements, and the interband coherence they imply, are in fact crucial to fully explain disorder contributions to the AHE. Although interband scattering probability remains zero, interband disorder matrix elements produce virtual transitions that mix states in the two bands in a way which is ultimately relevant.

When evaluating diagrams in the chiral basis, disorder lines associated with interband and intraband scattering processes can be distinguished. Their separate contributions will be easily linked to the semiclassical interpretation of the scattering process. As we will see below, the relevant vertex correction infinite subsum involves only intraband elements $V_{\mathbf{k}\mathbf{k}'}^{++}$, and does not produce unusual effects in the sense that it only renormalizes the quantum life time and the diagonal velocity vertex, $v^{++} \rightarrow Y^{++}$. In contrast, vertex correction diagrams which contain $V_{\mathbf{k}\mathbf{k}'}^{+-}$, $V_{\mathbf{k}\mathbf{k}'}^{-+}$, and therefore connect Green's functions with different band indices, do not have to be summed to infinite order and do capture the unusual transport physics which leads to AHE contributions. Only a few low order (in terms of ξ) diagrams, which depend on $V_{\mathbf{k}\mathbf{k}'}^{+-}$, or $V_{\mathbf{k}\mathbf{k}'}^{-+}$, have to be included in the calculations of σ_{xy} . Note that these terms still contain the renormalized Y^{++} velocity vertex

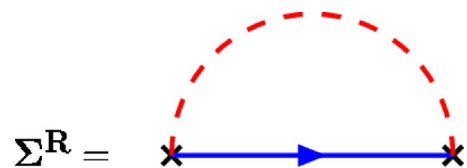


FIG. 3. (Color online) Self-energy diagram.

FIG. 4. (Color online) Graphical representation of the vertex equation.

but the interband component does not contribute to this renormalization as we will see below.

2. The self-energy in the noncrossing approximation

We consider first all possible diagrams that do not contain an interband part of the disorder potential. This part of the calculation is essentially the familiar standard calculation because the Green's functions remain diagonal in band indexes and the calculations are reduced to single band ones. In this case the noncrossing approximation leads to a finite life time and the diagonal velocity vertex is renormalized after the summation of all noncrossing disorder paring lines.

Only the imaginary part of the self-energy is important in the $\xi \ll 1$ limit. The self-energy diagram that contributes to its diagonal element for the Gaussian disorder model is shown in Fig. 3. Because $G^{R-}(\epsilon)$ has a negligible imaginary part one can keep only the $G^{R+}(\epsilon)$ part of the Green's function in calculations of Σ^R , i.e., $\Sigma^R = \sum_{\mathbf{k}, \mathbf{k}'} V_{\mathbf{k}\mathbf{k}'}^{++} G^{R+} V_{\mathbf{k}'\mathbf{k}}^{++}$. Hence, the renormalized retarded Green's function is given by a standard result

$$G_0^{R+}(\epsilon) \rightarrow G^{R+}(\epsilon) = \frac{|u_{\mathbf{k}}^+ \langle u_{\mathbf{k}}^+ |}{\epsilon - \epsilon_{\mathbf{k}}^+ + i/(2\tau^+)}, \quad (50)$$

where

$$1/\tau^+ = -2 \text{Im}(\Sigma^R) = 2\pi \int \frac{d^2\mathbf{k}'}{(2\pi)^2} |V_{\mathbf{k}\mathbf{k}'}^{++}|^2 \delta(\epsilon - \epsilon_{\mathbf{k}'}^+). \quad (51)$$

Note that we have so far ignored the off-diagonal part of the self-energy which will contribute later when considering the diagrammatic expansion of the conductivity in powers of ξ . It is convenient to organize the calculation in this way because the off-diagonal parts do not need to be partially summed to infinite order and only a few terms contribute to the desired order.

3. The vertex correction

Every disorder line that connects retarded and advanced Green's functions adds a factor $n_i V_0^2 \sim \xi$ multiplied by a product $G^R G^A$. While the former factor gives a power of ξ , the product of two Green's functions gives a ξ^{-1} contribution if the pair of Green's functions over which the momentum sum is performed are in the same band. Thus one can approximate⁴²

$$G^{R+}(\epsilon) G^{A+}(\epsilon) \approx 2\pi\tau^+ \delta(\epsilon - \epsilon_{\mathbf{k}}). \quad (52)$$

Since τ^+ is proportional to $1/\xi$ this product of Green's functions compensates the small factor due to disorder vertexes. Therefore terms v_y^{++} and $\sum_{\mathbf{k}, \mathbf{k}'} V_{\mathbf{k}\mathbf{k}'}^{++} G^{R+} v_y^{++} G^{A+} V_{\mathbf{k}'\mathbf{k}}^{++}$ are of the

same order and one should perform the summation over all ladder diagrams that include only Green's functions in the positive energy band. These ladder diagrams simply renormalize the diagonal matrix element of the velocity vertex operator.

The bare diagonal velocity is $v_y^{++} = v \sin(\theta) \sin(\phi)$. The vertex equation is

$$\Upsilon_y^{++} = v_y^{++} + \int \frac{d^2\mathbf{k}'}{(2\pi)^2} G^{A+} |V_{\mathbf{k}'\mathbf{k}}^{++}|^2 G^{R+} \Upsilon_y^{++}. \quad (53)$$

Equation (53) for the vertex correction is represented graphically in Fig. 4. This equation has a solution of the form $\Upsilon_y^{++} = \alpha v \sin(\theta) \sin(\phi)$ where $\alpha = \tau^r / \tau^+$,

$$\begin{aligned} 1/\tau^r &= 2\pi \int \frac{d^2\mathbf{k}'}{(2\pi)^2} |V_{\mathbf{k}'\mathbf{k}}^{++}|^2 (1 - \cos(\mathbf{k}, \mathbf{k}')) \delta(\epsilon_F - \epsilon_{\mathbf{k}'}^+) \\ &= \frac{(vk_F)^2 + 4\Delta^2}{4\tau^d ((vk_F)^2 + \Delta^2)}, \end{aligned} \quad (54)$$

$$1/\tau^d = \frac{nV_0^2 k_F}{v_F}, \quad (55)$$

and v_F is the Fermi velocity $v_F = (\partial\epsilon^+ / \partial k)_{k=k_F} = v^2 k_F / \epsilon_F$. Combining this result with Eq. (52) gives the useful weak-scattering identity

$$G_0^{R+} v_{x/y}^{++} G_0^{A+} \rightarrow G^{R+} \Upsilon_{x/y}^{++} G^{A+} \approx v_{x/y}^{++} 2\pi\tau^r \delta(\epsilon - \epsilon_{\mathbf{k}}^+). \quad (56)$$

4. Expansion in the number of virtual interband transitions

After summing the series of diagrams that contain only diagonal disorder vertices one can look at the effect of the interband disorder matrix elements $V_{\mathbf{k}\mathbf{k}'}^{+-}$ and $V_{\mathbf{k}\mathbf{k}'}^{-+}$. Any disorder average line with this component still adds a small factor $n_i V_0^2$, however now it is followed by at least one Green's function in the lower band G^{R-} or G^{A-} . The new Green's function products that accompany the interband disorder interaction lines, products like $G^{R-} G^{A+}$, etc., no longer can be considered as large. They are at most zeroth order in the parameter ξ in the final expression rather than being proportional to ξ^{-1} . Since any part of a diagram containing either G^{R-} or G^{A-} adds a factor of the small parameter ξ , these diagrams do not have to be summed to infinite order. It is enough to consider only the finite set of them that contribute at order ξ^0 , the set of diagrams with only one G^{R-} or G^{A-} line. The full set of such diagrams in the noncrossing approximation is shown in Fig. 1 and in individual sets in Figs. 5–7 and 11. Of course, to find the total conductivity, one should consider them together with any number of intraband disorder averaging lines which are already included by replacing v^{++} by Υ^{++} .

IV. IDENTIFICATION OF SBE AND KUBO FORMALISM AHE CONTRIBUTIONS

After discussing the two formalisms we are now ready to demonstrate their equivalence and to identify the set of chiral

basis diagrams that correspond to the various physical effects that have been identified in the more physically transparent semiclassical treatment. It is important to note that the same result is obtained by doing the calculation in the normal spin basis, as shown in Appendix A, but in that case a given Feynman diagram can contain contributions from more than one of the effects identified in the semiclassical theory. Calculations in the band eigenstate basis are necessary to interpret the SBE physics because the SBE approach starts by ignoring interband coherence and adds coherence effects by hand by positing side-jump and anomalous velocity effects.

A. The intrinsic contribution

1. The intrinsic contribution from the SBE

According to Eq. (32), to find the part of the Hall conductivity not related to impurity scattering one should first find the Berry curvature of both bands. In two dimensions, only the z -component of the Berry curvature is meaningful. From Eqs. (4) and (29) for the Dirac Hamiltonian we find

$$F^\pm(k) = 2 \operatorname{Im} \langle \partial_{k_y} u_{\mathbf{k}}^\pm | \partial_{k_x} u_{\mathbf{k}}^\pm \rangle = \mp \frac{\Delta v^2}{2(\Delta^2 + (vk)^2)^{3/2}}, \quad (57)$$

where \pm in $F^\pm(k)$ refers to upper/lower bands. Since the intrinsic contribution comes from the whole Fermi sea, both the totally filled negative energy and the partially filled positive energy bands contribute to it. Substituting Eq. (57) into Eq. (32) we find

$$\begin{aligned} \sigma_{xy}^{intr} &= -e^2 \int_0^\infty \frac{d^2\mathbf{k}}{(2\pi)^2} F^-(k) - e^2 \int_{k < k_F} \frac{d^2\mathbf{k}}{(2\pi)^2} F^+(k) \\ &= -\frac{e^2 \Delta}{4\pi \sqrt{\Delta^2 + (vk_F)^2}} \end{aligned} \quad (58)$$

which coincides with the first term in Eq. (2).

2. The intrinsic contribution from the Kubo formalism

Since the intrinsic contribution to the AHE, as identified in the semiclassical approach, does not depend on impurities, it is expected that this contribution must correspond to the Kubo formula contribution from diagrams that do not involve any disorder lines, i.e., the bubble diagram conductivity with all Green's functions bare. In Fig. 5 we show the diagrams from σ_{xy}^I that are nonzero even without disorder. The unperturbed Green's function is diagonal in the chiral basis given by Eq. (4); the band label in the diagram is “+” for $G_0^{R+/A+}$ and “-” for $G_0^{R-/A-}$. The contribution to the Hall current due to these diagrams is

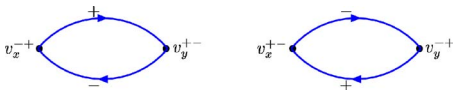


FIG. 5. (Color online) Diagrams, without disorder paring lines, contributing to the Hall current. Plus/minus refer to the band index with positive/negative energy.

$$\begin{aligned} \sigma_{xy}^{I(int)} &= \frac{e^2}{2\pi} \int \frac{d^2\mathbf{k}}{(2\pi)^2} \frac{i\pi(v_x^+ v_y^- - v_x^- v_y^+)}{\epsilon_{\mathbf{k}}^+ - \epsilon_{\mathbf{k}}^-} \delta(\epsilon_F - \epsilon_{\mathbf{k}}^+) \\ &= -\frac{e^2 \Delta}{4\pi \sqrt{\Delta^2 + (vk_F)^2}}. \end{aligned} \quad (59)$$

Surprisingly this result coincides with the semiclassical result obtained by evaluating Eq. (58) even though we have not yet included the disorder free part of σ_{xy}^{II} , which is also nonzero in general and must be included as a part of the intrinsic conductivity. It turns out however that for the case of the 2D Dirac model σ_{xy}^{II} vanishes when the Fermi level is above of the gap. To see that we first observe that σ_{xy}^{II} is exactly the sum of two contributions, one of which is the same as the intrinsic conductivity given by the SBE Eq. (58) while the other is equal to the intrinsic part of σ_{xy}^I but with the opposite sign:

$$\sigma_{xy}^{II} = -e^2 \left(\int_{\epsilon_{\mathbf{k}}^+ < \epsilon_F} \frac{d^2\mathbf{k}}{(2\pi)^2} F^+(k) + \int \frac{d^2\mathbf{k}}{(2\pi)^2} F^-(k) \right) - \sigma_{xy}^{I(int)}. \quad (60)$$

Details of the calculation which lead to this result are presented in Appendix C. This result is of course not surprising when we recognize that Eq. (58) expresses the linear response of a clean system, i.e., the full σ_{xy} in the absence of disorder under the influence of an accelerating electric field; since σ_{xy} must equal $\sigma_{xy}^I + \sigma_{xy}^{II}$ it follows that $\sigma_{xy}^{II} = \sigma_{xy} - \sigma_{xy}^I$. This observation also means that there is no special intrinsic contribution arising from the Fermi surface, where occupation numbers change because of acceleration, because the corresponding terms in σ_{xy}^I and σ_{xy}^{II} cancel and the final result coincides with the semiclassical prediction Eq. (58), coming from all electrons *below* the Fermi surface.

We have already calculated the sum of the two integrals in Eq. (60) and $\sigma_{xy}^{I(int)}$ [see Eqs. (58) and (59)] and showed that they have the same value. It follows that in the metallic regime, when $\epsilon_F > \Delta$, σ_{xy}^{II} is identically zero. In the case of the 2D Dirac Hamiltonian, the Fermi surface contribution $\sigma_{xy}^{I(int)} = 0$ vanishes when the chemical potential is in the gap ($-\Delta < \epsilon_F < \Delta$), but

$$\sigma_{xy}^{II(gap)} = -e^2 \int \frac{d^2\mathbf{k}}{(2\pi)^2} f(\epsilon_{\mathbf{k}}^-) F^-(k) = -\frac{e^2}{4\pi} \neq 0 \quad (61)$$

(in units $\hbar = 1$). Thus $\sigma_{xy}^{II(gap)}$ is responsible for the quantum Hall effect in the Dirac band.⁴³

B. Side-jump related contributions

1. Semiclassical side-jump conductivities

Since direct interband scattering is not energetically allowed in the weak disorder limit of our model, we consider only the coordinate shift effect of scattering in the upper band:

$$\delta \mathbf{r}_{\mathbf{k}', \mathbf{k}} = \left\langle u_{\mathbf{k}'}^+ \left| i \frac{\partial}{\partial \mathbf{k}'} u_{\mathbf{k}'}^+ \right. \right\rangle - \left\langle u_{\mathbf{k}}^+ \left| i \frac{\partial}{\partial \mathbf{k}} u_{\mathbf{k}}^+ \right. \right\rangle - \hat{\mathbf{D}}_{\mathbf{k}', \mathbf{k}} \arg(\langle u_{\mathbf{k}'}^+ | u_{\mathbf{k}}^+ \rangle), \quad (62)$$

where $\hat{\mathbf{D}}_{\mathbf{k}', \mathbf{k}} = \frac{\partial}{\partial \mathbf{k}'} + \frac{\partial}{\partial \mathbf{k}}$. Evaluation of Eq. (62) for the positive energy band leads to the following expression after noting that the absolute magnitude of the momentum is conserved:

$$\delta \mathbf{r}_{\mathbf{k}', \mathbf{k}} = \frac{F^+(k) \hat{\mathbf{z}} \times (\mathbf{k}' - \mathbf{k})}{|\langle u_{\mathbf{k}'}^+ | u_{\mathbf{k}}^+ \rangle|^2}, \quad (63)$$

where F^+ is the Berry curvature of the upper band, defined in Eq. (57). The average side-jump velocity can be obtained by multiplying the transition rate and the side-jump associated with a particular transition as in Eq. (35):

$$\begin{aligned} v_x^{sj}(\mathbf{k}) &= \sum_{\mathbf{k}'} \omega_{\mathbf{k}', \mathbf{k}} (\delta \mathbf{r}_{\mathbf{k}', \mathbf{k}})_x \\ &= 2\pi n V_0^2 \int \frac{d^2 \mathbf{k}'}{(2\pi)^2} (-F^+)(k'_y - k_y) \delta(\epsilon_{\mathbf{k}}^+ - \epsilon_{\mathbf{k}'}^+) \\ &= F^+ k_y / \tau^d, \end{aligned} \quad (64)$$

where we have used that in the lowest Born approximation $\omega_{\mathbf{k}', \mathbf{k}} = 2\pi |V_{\mathbf{k}', \mathbf{k}}^{++}|^2 \delta(\epsilon_{\mathbf{k}}^+ - \epsilon_{\mathbf{k}'}^+)$. The side-jump velocity does not produce any contribution to the total current in equilibrium, but in an external electric field the nonequilibrium correction to the distribution function, Eq. (25), results in a nonzero net current. Disregarding a small antisymmetric part the distribution function correction is $g_{\mathbf{k}} = (-\partial f_0 / \partial \epsilon_{\mathbf{k}}^+) e E_y (v_{0\mathbf{k}}^{++})_y \tau^r$, where $(v_{0\mathbf{k}}^{++})_y = \partial \epsilon_{\mathbf{k}}^+ / \partial k_y$. It follows that the side-jump contribution to the SBE Hall conductivity is

$$\begin{aligned} \sigma_{xy}^{sj} &= e \int \frac{d^2 \mathbf{k}}{(2\pi)^2} (g_{\mathbf{k}} / E_y) v_x^{sj}(\mathbf{k}) \\ &= - \frac{e^2 \Delta (v k_F)^2}{2\pi \sqrt{(v k_F)^2 + \Delta^2} ((v k_F)^2 + 4\Delta^2)}. \end{aligned} \quad (65)$$

The second side-jump effect discussed in Sec. III follows from the change of energy of the scattered particle after the coordinate shift at a scattering event in the presence of an external electric field. It results in the anomalous correction to the distribution function that can be determined from Eq. (24). In our case

$$\sum_{\mathbf{k}'} \omega_{\mathbf{k}, \mathbf{k}'} \left(g_{\mathbf{k}}^{adist} - g_{\mathbf{k}'}^{adist} + \frac{-\partial f_0}{\partial \epsilon_{\mathbf{k}}^+} e E_y (\delta r_{\mathbf{k}', \mathbf{k}})_y \right) = 0. \quad (66)$$

Substituting $\delta r_{\mathbf{k}', \mathbf{k}}$ from Eq. (63) and looking for a solution of Eq. (66) in the form $g_{\mathbf{k}}^{adist} = \gamma k_x$ we find that $\gamma = F^+ \frac{-\partial f_0}{\partial \epsilon_{\mathbf{k}}^+} e E_y \tau^r / \tau^d$. The corresponding contribution to the Hall conductivity is

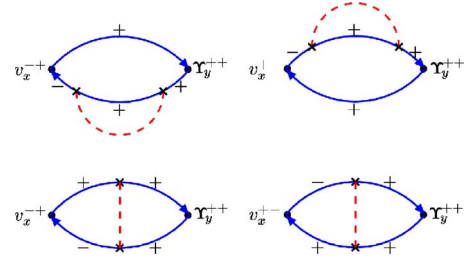


FIG. 6. (Color online) Diagrams contributing to the side-jump current.

$$\begin{aligned} \sigma_{xy}^{adist} &= e \int \frac{d^2 \mathbf{k}}{(2\pi)^2} (g_{\mathbf{k}}^{adist} / E_y) v_x^{++} \\ &= - \frac{e^2 \Delta (v k_F)^2}{2\pi \sqrt{(v k_F)^2 + \Delta^2} ((v k_F)^2 + 4\Delta^2)}. \end{aligned} \quad (67)$$

For the 2D Dirac Hamiltonian we find that $\sigma_{xy}^{adist} = \sigma_{xy}^{sj}$, in an agreement with Refs. 6 and 33, where we showed that in the absence of direct interband scatterings these contributions must be identical. Thus the total side-jump related conductivity is just twice the one in Eq. (67):

$$\sigma_{xy}^{sj} + \sigma_{xy}^{adist} = - \frac{e^2 \Delta (v k_F)^2}{\pi \sqrt{(v k_F)^2 + \Delta^2} ((v k_F)^2 + 4\Delta^2)}. \quad (68)$$

This result coincides with the second term in the total conductivity Eq. (2).

2. Side jump effects in the Kubo formalism

If we look at the expression for the conductivity $\sigma_{xy}^{Ja} \sim \text{Tr}(\hat{v}_x G^R \hat{v}_y G^A)$, we find two velocity operators. Tracing the history of how this expression was derived, the operator \hat{v}_x appeared when we were looking for its average $\langle \hat{v}_x \rangle$ and the operator \hat{v}_y appeared from the coupling of the charge current to the electric field. Thus the right velocity vertex in Feynman diagrams is associated with the immediate effect of the electric field, such as the acceleration of wave packets (due to the coupling of electric field to the diagonal velocity) or the mixing of states from different bands (due to the coupling to the off-diagonal velocity). In turn, the left velocity vertex shows what average velocity is finally induced due to this effect if this diagram is nonzero.

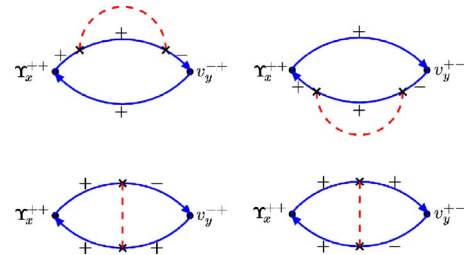


FIG. 7. (Color online) Diagrams contributing to the current that arises from the anomalous distribution. High symmetry with side-jump diagrams in Fig. 6 explains the equality of two contributions to Hall current.

This observation allows us to look for the diagrams responsible for various contributions to the AHE. The side-jump current is due to the accumulation of transverse coordinate shifts. These shifts are anomalous, i.e., they arise from interband coherence induced by impurities. In the operator language, they appear because the expectation value of the off-diagonal part of the velocity operator becomes nonzero on average. Hence the diagrams responsible for the side-jump effect are expected to have off-diagonal elements v_x^{+-} or v_x^{-+} on their left side. In the SBE the side-jump velocity becomes nonzero on average only after the electric field induces the nonequilibrium correction to the distribution function $g_{\mathbf{k}}$. That correction is due to the coupling of the electric field to the diagonal part of the velocity. Hence side-jump diagrams should have only diagonal velocity v_y^{\pm} on their right-hand side. There are four different diagrams, shown in Fig. 6 with such properties. Their calculation, using Eq. (50) and (56), leads to the same result as the one in Eq. (64). The band labels at the right vertex in these diagrams are near the Fermi energy in the occupied band.

The identification of the diagrams which contain the contribution obtained in the SBE due to the anomalous distribution that arises from the side jump, σ_{xy}^{dist} , can be identified by similar reasoning. For these contributions, the electric field is coupled to the coordinate shift (and hence to the off-diagonal velocity) The coupling changed the band energy upon scattering, leading to the anomalous correction to the distribution function. After this the average of the diagonal velocity from such a distribution correction becomes nonzero. Hence the corresponding diagrams should have the off-diagonal velocity on the right and the diagonal velocity on the left. There are again four such diagrams in Fig. 7 whose evaluation leads to the same result as Eq. (67). Symmetry relations between the Feynman diagrams shown in Fig. 6 and in Fig. 7 explains why the two contributions are equal to each other. However, within the semiclassical formalism, the seemingly exact relation between the two contributions is not clear to us.

We emphasize once again that here only four diagrams for each of the two contribution have been evaluated to obtain the result of order $O(\xi^0)$ and not a partial infinite sum. (This counting assumes that Y^{++} has already been evaluated separately.) We also emphasize that although the explicit demonstration of equivalence between these specific Feynman diagrams and the side-jump calculations which we have identified on physical grounds is for the Dirac model alone, the considerations on which the identification has been made is general, and we believe that the identification is generally valid.

C. Skew scattering

1. Skew scattering in the SBE

The skew scattering contribution originates microscopically from asymmetry in the scattering rate. This asymmetry can be estimated for known disorder scattering sources by truncating the Born series expansion of the T -matrix at low order. As discussed in Sec. III, in the lowest Born approximation the scattering rate is symmetric with respect to an

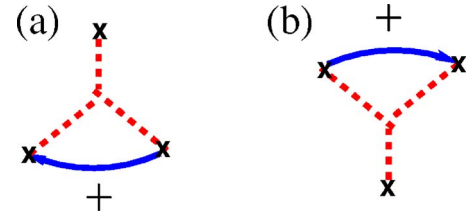


FIG. 8. (Color online) Lowest order nonzero terms in the Born series responsible for the asymmetric part of $|T_{\mathbf{k}\mathbf{k}'}|^2$.

exchange of indexes. The first nonzero contribution appears at the next (third) order. In Eq. (15) the terms in parentheses represent the absolute value of the squared T -matrix element $|T_{\mathbf{k}\mathbf{k}'}|^2$ to the order V^3 . In Fig. 8 we show the diagrams representing both such terms from Eq. (15). This contribution vanishes for a Gaussian (white noise) disorder distribution. However, one should generally keep this contribution, even if V_1 is small, because it leads to a parametrically different and hence experimentally distinguishable contribution to the AHE.

At fourth order in V the number of terms that contribute to the asymmetric scattering rate, and hence skew scattering, is nonzero even for Gaussian disorder models. In Fig. 9 we show schematically all the terms that contribute at fourth order in the noncrossing white noise approximation. For example, the diagram in Fig. 9(a) corresponds to the expression

$$\sum_{\mathbf{k}''} \langle V_{\mathbf{k}\mathbf{k}'}^{++} V_{\mathbf{k}'\mathbf{k}}^{+-} \rangle_{dis} \frac{1}{\epsilon - \epsilon_{\mathbf{k}}^- - i\eta} \langle V_{\mathbf{k}\mathbf{k}''}^{+} V_{\mathbf{k}''\mathbf{k}}^{++} \rangle_{dis} \frac{1}{\epsilon - \epsilon_{\mathbf{k}''}^+ - i\eta}.$$

The summation of terms in Figs. 8 and 9 leads to the following expression for the asymmetric part of the scattering rate:

$$\omega_{\mathbf{k},\mathbf{k}'}^{(a)} \approx \omega_{\mathbf{k},\mathbf{k}'}^{(3a)} + \omega_{\mathbf{k},\mathbf{k}'}^{(4a)}, \quad (69)$$

where

$$\omega_{\mathbf{k},\mathbf{k}'}^{(3a)} = \frac{\pi n_i V_1^3 \Delta k^2}{2[(vk)^2 + \Delta^2]} \sin(\phi - \phi') \delta(\epsilon_{\mathbf{k}}^+ - \epsilon_{\mathbf{k}'}^+), \quad (70)$$

$$\omega_{\mathbf{k},\mathbf{k}'}^{(4a)} = \frac{3\pi \Delta k^2 (n_i V_0^2)^2}{4[(vk)^2 + \Delta^2]^{3/2}} \sin(\phi - \phi') \delta(\epsilon_{\mathbf{k}}^+ - \epsilon_{\mathbf{k}'}^+). \quad (71)$$

The dependence of $\omega_{\mathbf{k},\mathbf{k}'}^{(3a)}$ and $\omega_{\mathbf{k},\mathbf{k}'}^{(4a)}$ on the impurity concentration n_i provides valuable information on the physics be-

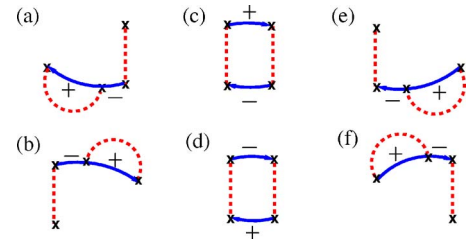


FIG. 9. (Color online) Terms contributing to the antisymmetric part of $|T_{\mathbf{k}\mathbf{k}'}|^2$ in the white noise noncrossing approximation at fourth order in the disorder potential.

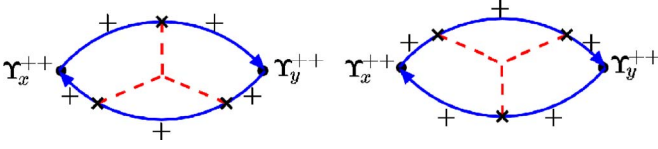


FIG. 10. (Color online) Diagrams contributing to third order skew scattering.

hind asymmetric scattering. Although $\omega_{\mathbf{k},\mathbf{k}'}^{(3a)}$ is proportional to n_i and is therefore due to separate incoherent contributions from all impurities, the fourth order Gaussian contribution $\omega_{\mathbf{k},\mathbf{k}'}^{(4a)}$ is proportional to n_{i2} and can be interpreted as due to interference between different scattering centers. Given the scattering rate one can calculate the transverse scattering time and the Hall current using Eqs. (27) and (37). The skew scattering contribution to the Hall conductivity is then

$$\sigma_{xy}^{sk} = - \frac{e^2 3\Delta (vk_F)^4}{4\pi \sqrt{(vk_F)^2 + \Delta^2} [4\Delta^2 + (vk_F)^2]^2} - \frac{e^2 V_1^3}{2\pi n_i V_0^4} \frac{(vk_F)^4 \Delta}{(4\Delta^2 + (vk_F)^2)^2}. \quad (72)$$

This result coincides with the last two terms in Eq. (2). Note also that the second term in Eq. (72) is inversely proportional to the impurity concentration n_i and thus the transverse conductivity due to this skew scattering becomes large in the clean limit whenever $V_1 \neq 0$. In contrast, the first term in Eq. (72) appears even for the Gaussian disorder correlations and it is independent of the impurity concentration. This is a result that has not been previously noticed: *the skew scattering contribution, as defined through the collision term in the SBE, can give a result independent of the impurity concentration and disorder strength.* Of course this contribution is subdominant if disorder is weak.

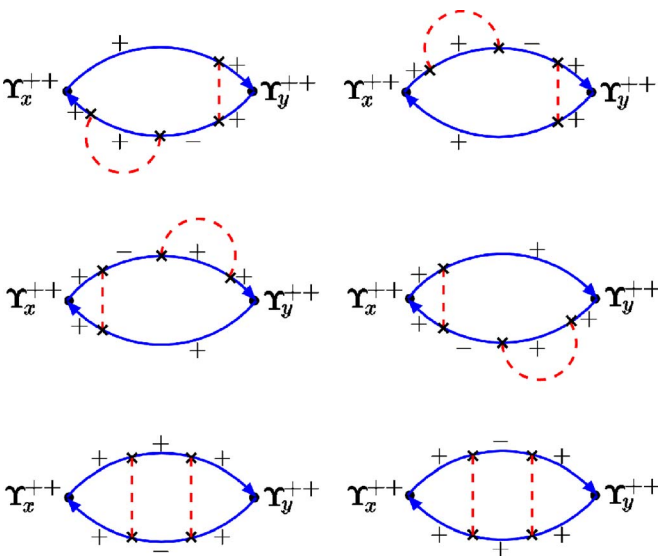


FIG. 11. (Color online) Leading diagrams in self-consistent non-crossing approximation for the skew scattering contribution to the AHE in the semiclassical approach.

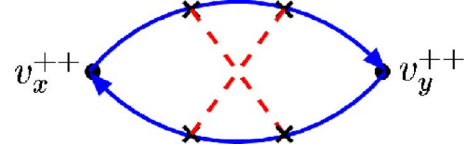


FIG. 12. (Color online) A diagram with crossing disorder lines.

2. Skew scattering in the Kubo formalism

We have shown above that intrinsic and side-jump related diagrams contain at least one off-diagonal velocity operator element, v^\pm . Skew scattering is, from this conceptual point of view, the most conventional contribution to the AHE since it depends only on velocity operator matrix elements that are diagonal in the band indices, $v_{x/y}^{++}$, or more accurately its renormalized version $Y_{x/y}^{++}$. In Figs. 10 and 11 we show, respectively, the leading order diagrams for non-Gaussian correlations and for Gaussian disorder in the noncrossing approximation.

The correspondence between calculations of skew scattering contributions based on the Kubo formalism and the SBE becomes obvious when we compare Figs. 10 and 11 with terms contributing to the asymmetric scattering rate in Figs. 8 and 9. Comparing both sets of figures shows that the central part in Figs. 10 and 11 coincides with the formal perturbation expansion of the asymmetric part of $|T_{\mathbf{k},\mathbf{k}'}|^2$. Evaluating the diagrams in Figs. 11 and 10, using the expressions for the renormalized diagonal velocities $Y_{x/y}^{++}$ given by Eq. (56), one obtains the first and second terms in Eq. (72), respectively.

This final result completes our comparison showing the equivalence between the SBE and the Kubo formalism.

V. EXCLUDED DIAGRAMS

In this paper we have considered only diagrams without crossing disorder pairing lines. This approximation is self-consistent and justified by Ward identities but incomplete. There is no obvious reason why crossing diagrams like the one in Fig. 12 are small in comparison with others. It is expected, however, that crossing diagrams are parametrically different from others and thus the self-consistent noncrossing approximation can be justified in many cases.

Another type of terms that we dropped from our discussion is due to higher order non-Gaussian correlations. An example is shown in Fig. 13. This diagram leads to current that behaves as $1/n_i$ on the impurity concentration. Although formally it is small in comparison with similar diagrams

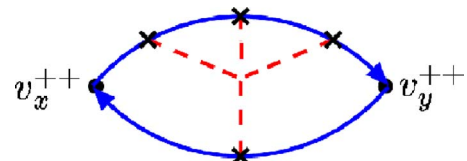


FIG. 13. (Color online) A higher order diagram contributing to the skew scattering current.

from Fig. 10, when many different types of impurities are involved, the third cumulant of the disorder potential can be suppressed because different types of impurities may contribute to it with different signs. In contrast, the fourth order cumulants remain of the same sign and thus can compete with the third one. We are not aware of any work on crossing diagrams and the fourth order non-Gaussian skew scattering contributing to the AHE.

VI. CONCLUSION

We have compared two different techniques commonly used for anomalous Hall current calculations. One is based on the semiclassical Boltzmann equation (SBE) and on the heuristic identification of side-jump and anomalous velocity unconventional contributions. The second approach is systematic linear response theory, which requires evaluation of a Kubo formula. The SBE lacks a systematic derivation in a controlled expansion. In particular, it is not completely obvious that all unconventional effects have been identified or that these effects represent independent contributions that should be added together. It is based on the assumption that electrons in the diffusive regime can be treated as classical particles and only the collision term and the expression for the velocity need to be calculated quantum mechanically. This assumption fails, for example, when localization effects are important. The semiclassical approach, however, has several advantages, such as the attractive transparency of its physical interpretation and its applicability beyond the linear response approximation. It is well known that in the theory of the longitudinal conductivity, the SBE is equivalent to the self-consistent noncrossing approximation in the Kubo formalism. We have extended this correspondence between SBE and Kubo approaches by identifying the Feynman diagrams that correspond to the unconventional side-jump and anomalous velocity effects that are important for the anomalous Hall effect. We have established a one to one correspondence between both techniques in leading order of the small parameter $\xi=1/k_F l_{sc}$. This direct correspondence between particular diagrams and various side-jump and anomalous velocity effects applies only when working in the Kubo formalism with the chiral exact Bloch eigenstate representation. The identification is based in part on the physical transparency of the SBE AHE contributions, has been verified by explicit calculation for the 2D Dirac model, and is completely general. This connection between the two approaches has not been directly established in previous literature, to our knowledge, which contains many ferruginous results which often appear to be inconsistent with each other.

In addition, in performing this comparison with the skew scattering, we have discovered that there is a contribution that semiclassically is also related to the asymmetric part of the collision term kernel, but which leads to a current independent on the impurity concentration and is nonzero even for Gaussian correlations. The identification of an impurity-independent skew scattering conductivity has not been made in previous literature. Although this contribution to the Hall current is independent of impurity concentration, like the side-jump and intrinsic contributions, it has a distinct physi-

cal meaning and thus has generally different dependence on other parameters, e.g., ϵ_F , as one can see from our results for the 2D Dirac Hamiltonian.

The Kubo formalism and the SBE should be considered as complementary techniques. The former provides a rigorous justification for the latter. The latter provides simple semiclassical interpretations of the predictions of the former, which is important in developing intuition that can be applied to more complicated problems. We demonstrated in this work that very different approaches of the Hall current calculations converge to the same expressions. We hope that the observations made in this paper will help increase the consistency of various publications devoted to disorder contributions in the AHE.

ACKNOWLEDGMENTS

The authors greatly acknowledge insightful conversations with J. Inoue, T. Nunner, N. Nagaosa, S. Onoda, and G. Bauer. This work was supported by the NSF under Grant No. DMR-0547875, by the ONR under Grant No. ONR-N000140610122, by the KITP NSF Grant No. PHY99-07949, by Grant No. POCI/FIS/58746/2004 in Portugal, by the Polish State Committee for Scientific Research under Grant No. 2 P03B 053 25, by STCU Grant No. 3098 in Ukraine, by the Welch Foundation and by DOE Grant No. DE-FG03-02ER45958. Jairo Sinova is a Cottrell Scholar of Research Corporation.

APPENDIX A: VERTEX CORRECTION CALCULATION

In this appendix we discuss the procedure to calculate the vertex correction to the velocity operator in the presence of disorder in the normal spin basis. This ladder vertex corrections is defined by $\tilde{v}_\alpha(\epsilon_F) \equiv v_\alpha + \delta\tilde{v}_\alpha(\epsilon_F)$

$$\begin{aligned} \delta\tilde{v}_\alpha(\epsilon_F) &= \frac{n_i V_0^2}{V} \sum_{\mathbf{k}} G(\epsilon_F) J_\alpha G(\epsilon_F) \\ &+ \frac{n_i V_0^2}{V} \sum_{\mathbf{k}} G^R(\epsilon_F) \delta\tilde{J}_\alpha(\epsilon_F) G^A(\epsilon_F). \end{aligned} \quad (\text{A1})$$

We decompose the operators in the Pauli matrix representation $\delta\tilde{v}_\alpha = \delta\tilde{v}_0^\alpha \sigma_0 + \delta\tilde{v}_i^\alpha \sigma_i$, $G = G_0 \sigma_0 + G_i \sigma_i$, $v_\alpha = v_0^\alpha \sigma_0 + v_i^\alpha \sigma_i$, where the coefficients can be read from the expression for G :

$$G^R = \frac{1}{1/G_0^R - \Sigma^R} = \frac{\epsilon_F + i\Gamma + v(k_x \sigma_x + k_y \sigma_y) + (\Delta - i\Gamma_1) \sigma_z}{(\epsilon_F - \epsilon^+ + i\Gamma^+) (\epsilon_F - \epsilon^- + i\Gamma^-)}, \quad (\text{A2})$$

where $\Gamma = \pi n_i V_0^2 / (4v^2)$, $\Gamma_1 = \Gamma \cos(\theta)$, $\gamma^\pm = \Gamma_0 \pm \Gamma_1 \cos(\theta)$, and $\cos \theta = \Delta / \sqrt{(vk)^2 + \Delta^2}$.

We can write a closed equation for the vector $\delta\tilde{v}$ after multiplying the equation by σ_i from the left and taking the trace:

$$2\delta\tilde{v}_\alpha = C^\alpha + A\delta\tilde{v}_\alpha, \quad (\text{A3})$$

$$\delta\tilde{v}_\alpha = (2 - A)^{-1} C^\alpha, \quad (\text{A4})$$

where the vector $C^\alpha = (C_0^\alpha, C_x^\alpha, C_y^\alpha, C_z^\alpha)$ and matrix A are defined as

$$C_a^\alpha \equiv \frac{n_i V_0^2}{V} \sum_{\mathbf{k}} \text{Tr}[\sigma_a G J_\alpha G], \quad A_{ab} \equiv \frac{n_i V_0^2}{V} \sum_{\mathbf{k}} \text{Tr}[\sigma_a G \sigma_b G]. \quad (\text{A5})$$

Here $a, b = 0$ through 3 and we reserve i, j to label x, y, z . Simplifications of these expressions can be obtained through the use of the following relations:

$$\begin{aligned} \text{Tr}[\sigma_i \sigma_{i'} \sigma_j \sigma_{j'}] &= \text{Tr}[(\delta_{ii'} + i \epsilon_{ii'k} \sigma_k)(\delta_{jj'} + i \epsilon_{jj'k'} \sigma_{k'})] \\ &= 2(\delta_{ii'} \delta_{jj'} - \delta_{ij} \delta_{j'i'} + \delta_{ij'} \delta_{ji'}), \end{aligned} \quad (\text{A6})$$

$$\text{Tr}[\sigma_i \sigma_j \sigma_j'] = \text{Tr}[i \epsilon_{ijk} \sigma_k \sigma_{j'}] = 2i \epsilon_{ijj'}. \quad (\text{A7})$$

For the case of the Dirac model Hamiltonian $v_y^y = v$ and $v_x^y = v_z^y = v_0^y = 0$. Also $G_{x/y} \propto k_{x/y}$ and $G_{0/z}$ do not have any angular dependence. The only nonzero terms in A and C are

$$C_x^y = -\frac{4n_i V_0^2 v}{V} \sum_{\mathbf{k}} \text{Im}[G_0^{\text{ret}} G_z^{\text{adv}}] \equiv vb,$$

$$C_y^y = \frac{2n_i V_0^2}{V} \sum_{\mathbf{k}} v(G_0^{\text{ret}} G_0^{\text{adv}} - G_z^{\text{ret}} G_z^{\text{adv}}) \equiv va,$$

$$A_{00} = \frac{n_i V_0^2}{V} \sum_{\mathbf{k}} (G_+ G_+ + G_- G_-),$$

$$A_{z0} = A_{0z} = \frac{4n_i V_0^2}{V} \sum_{\mathbf{k}} \text{Re}[G_z G_0],$$

$$A_{xx} = A_{yy} = va,$$

$$A_{zz} = \frac{2n_i V_0^2}{V} \sum_{\mathbf{k}} (G_0 G_0 + G_z G_z - G_x G_x - G_y G_y),$$

$$A_{xy} = -A_{yx} = vb. \quad (\text{A8})$$

This gives a block diagonal form to the matrix A so in what follows and since $C_0^y = C_z^y = 0$ we will ignore the $A_{00}, A_{zz}, A_{z0}, A_{0z}$ terms since irrespective of their value $\delta \tilde{v}_0^y = \delta \tilde{v}_z^y = 0$. The main step we have left to do is to compute a and b defined above:

$$\begin{aligned} a &\equiv \frac{2n_i V_0^2}{V} \sum_{\mathbf{k}} v(G_0^{\text{ret}} G_0^{\text{adv}} - G_z^{\text{ret}} G_z^{\text{adv}}) \\ &= \frac{2n_i V_0^2}{V} \sum_{\mathbf{k}} \frac{\epsilon_F^2 + \Gamma^2 - h^2 - \tilde{\Gamma}^2}{D_+ D_-} \end{aligned} \quad (\text{A9})$$

$$\begin{aligned} &= 2n_i V_0^2 \left(\frac{\pi \nu_+}{\Gamma_+ (4\lambda_+^2 + \Gamma^2)} + \frac{\pi \nu_-}{\Gamma_- (4\lambda_-^2 + \Gamma^2)} \right) \\ &\times (\epsilon_F^2 + \Gamma^2 - h^2 - \tilde{\Gamma}^2), \end{aligned} \quad (\text{A10})$$

where we have defined $D_\pm \equiv ((\epsilon_F - E_\pm)^2 + \Gamma_\pm^2)$. Because $\lambda_\pm^2 = \lambda^2 = \epsilon_F^2 \equiv \lambda$ and since $\Gamma_\pm = \Gamma(1 \pm \cos^2 \theta)$ for $\epsilon_F < -h$ and $\Gamma_\pm = \Gamma(1 \mp \cos^2 \theta)$ for $\epsilon_F > h$ we can write this using the fact that $2\Gamma/\pi = n_i V_0^2 (\nu_+ + \nu_-)$:

$$\begin{aligned} a &= 4\Gamma \frac{(\epsilon_F^2 + \Gamma^2 - h^2 - \tilde{\Gamma}^2)}{(1 + \cos^2 \theta)(4\lambda^2 + \Gamma^2 \sin^2 \theta)} = \frac{\sin^2 \theta}{(1 + \cos^2 \theta)} \\ &+ O\left(\frac{\Gamma^2}{\epsilon_F^2}\right) \text{ for } |\epsilon_F| > h. \end{aligned} \quad (\text{A11})$$

For b we have

$$\begin{aligned} b &= -\frac{4n_i V_0^2}{V} \sum_{\mathbf{k}} \text{Im}[G_0^{\text{ret}} G_z^{\text{adv}}] = -\frac{4n_i V_0^2}{V} \sum_{\mathbf{k}} \frac{-\Gamma h + \epsilon_F \tilde{\Gamma}}{D_+ D_-} \\ &= -4n_i V_0^2 \left(\frac{\pi \nu_+}{\Gamma_+ (4\lambda_+^2 + \Gamma^2)} + \frac{\pi \nu_-}{\Gamma_- (4\lambda_-^2 + \Gamma^2)} \right) (-\Gamma h + \epsilon_F \tilde{\Gamma}) \\ &= \frac{4\Gamma \cos \theta}{(1 + \cos^2 \theta)\lambda} + \Gamma O\left(\frac{\Gamma^2}{\epsilon_F^2}\right) \text{ for } |\epsilon_F| > h, \end{aligned} \quad (\text{A12})$$

where we have used the combination $\epsilon_F \tilde{\Gamma} = -\lambda \Gamma \cos \theta$. The matrix A reads (the quadrant of x and y):

$$A = \begin{pmatrix} a & b \\ -b & a \end{pmatrix} \text{ and } C = \begin{pmatrix} b \\ a \end{pmatrix} \quad (\text{A13})$$

and putting this back in Eq. (A4) we finally get the renormalized vertex:

$$\tilde{v}_y = v 8\Gamma \cos \theta \frac{(1 + \cos^2 \theta)}{\lambda(1 + 3 \cos^2 \theta)^2} \sigma_x + \left(v + v \frac{\sin^2 \theta}{(1 + 3 \cos^2 \theta)} \right) \sigma_y. \quad (\text{A14})$$

APPENDIX B: DERIVATION OF THE OFF-DIAGONAL CONDUCTIVITY USING CAUSAL GREEN'S FUNCTIONS

The off-diagonal dc conductivity can be calculated using the Kubo formula representation in terms of causal Green's functions in the limit $\omega \rightarrow 0$. We start from

$$\sigma_{xy}(\omega) = \frac{e^2}{\omega} \text{Tr} \int \frac{d\varepsilon}{2\pi} \frac{d^2 \mathbf{k}}{(2\pi)^2} Y_x G(\varepsilon + \omega) v_y G(\varepsilon) \quad (\text{B1})$$

with the Green's functions which include a self-energy related to the scattering from impurities.

The result of integration over ε can be presented in the following form:

$$\begin{aligned}
\sigma_{xy}(\omega) = & \frac{ie^2}{\omega} \text{Tr} \int \frac{d^2\mathbf{k}}{(2\pi)^2} \left\{ f(-\epsilon)v_x \frac{-\epsilon + v\boldsymbol{\sigma} \cdot \mathbf{k} + \Delta\sigma_z}{-2\epsilon} v_y \frac{-\epsilon - \omega + v\boldsymbol{\sigma} \cdot \mathbf{k} + \Delta\sigma_z}{(-\omega)(-2\epsilon - \omega)} + f(-\epsilon)v_x \frac{-\epsilon + \omega + v\boldsymbol{\sigma} \cdot \mathbf{k} + \Delta\sigma_z}{\omega(-2\epsilon + \omega)} \right. \\
& \times v_y \frac{-\epsilon + v\boldsymbol{\sigma} \cdot \mathbf{k} + \Delta\sigma_z}{-2\epsilon} + f(\epsilon)v_x \frac{\epsilon + v\boldsymbol{\sigma} \cdot \mathbf{k} + \Delta\sigma_z}{2\epsilon} v_y \frac{\epsilon - \omega + v\boldsymbol{\sigma} \cdot \mathbf{k} + \Delta\sigma_z}{(-\omega)(2\epsilon - \omega)} + f(\epsilon)v_x \frac{\epsilon + \omega + v\boldsymbol{\sigma} \cdot \mathbf{k} + \Delta\sigma_z}{\omega(2\epsilon + \omega)} \\
& \times v_y \frac{\epsilon + v\boldsymbol{\sigma} \cdot \mathbf{k} + \Delta\sigma_z}{2\epsilon} + [f(\epsilon + \omega) - f(\epsilon)]v_x \frac{\epsilon + \omega + v\boldsymbol{\sigma} \cdot \mathbf{k} + \Delta\sigma_z - i\Gamma_0 + i\Gamma_+ + i\Gamma_1\sigma_z}{\omega(2\epsilon + \omega - i\Gamma_- + i\Gamma_+)} \\
& \times v_y \frac{\epsilon + v\boldsymbol{\sigma} \cdot \mathbf{k} + \Delta\sigma_z - i\Gamma_0 + i\Gamma_+ + i\Gamma_1\sigma_z}{2\epsilon - i\Gamma_- + i\Gamma_+} + [f(\epsilon) - f(\epsilon + \omega)]Y_x \frac{\epsilon + \omega + v\boldsymbol{\sigma} \cdot \mathbf{k} + \Delta\sigma_z + i\Gamma_0 + i\Gamma_+ - i\Gamma_1\sigma_z}{(\omega + 2i\Gamma_+)(2\epsilon + \omega + i\Gamma_- + i\Gamma_+)} \\
& \left. \times v_y \frac{\epsilon + v\boldsymbol{\sigma} \cdot \mathbf{k} + \Delta\sigma_z - i\Gamma_0 + i\Gamma_+ + i\Gamma_1\sigma_z}{2\epsilon - i\Gamma_- + i\Gamma_+} \right\}, \tag{B2}
\end{aligned}$$

where $\epsilon \equiv \epsilon_{\mathbf{k}}^{\pm}$. Note that the renormalization of the vertex $v_x \rightarrow Y_x$ is included only in the last term. Even though the fifth term contains the integration near the Fermi level, it should include the unrenormalized vertex. This is because the corresponding Green's functions come with different signs of $\epsilon + \omega$ and ϵ only in the last term. For definiteness, we assumed that the Fermi level is located in the upper band, $\epsilon_F > \Delta$.

The first four terms in (B2) correspond to the contribution of states below the Fermi energy, σ_{xy}^{int} , which does not have the vertex corrections and is not affected by impurities. The first and second terms are associated with the filled lower Dirac band, whereas the third and the fourth are due to the upper band. In the limit of $\omega \rightarrow 0$ it gives

$$\sigma_{xy}^{int} = \frac{e^2 v^2 \Delta}{2} \int \frac{d^2\mathbf{k}}{(2\pi)^2} \frac{f(\epsilon) - f(-\epsilon)}{\epsilon^3}. \tag{B3}$$

The fifth and sixth terms in (B2) give two contributions to σ_{xy} . We can identify them as σ_{xy}^b and σ_{xy}^a , respectively, because they are related to integrals of $G^A G^A$ (i.e., with $\epsilon + \omega < 0, \epsilon < 0$ in a corresponding product of causal functions) and $G^R G^A$ [i.e., with $\epsilon + \omega > 0, \epsilon < 0$ in $G(\epsilon + \omega)G(\epsilon)$].

For $\omega, \Gamma \rightarrow 0$ we find from (B2)

$$\begin{aligned}
\sigma_{xy}^a(\omega) + \sigma_{xy}^b(\omega) = & ie^2 \text{Tr} \int \frac{d^2\mathbf{k}}{(2\pi)^2} \left(-\frac{\partial f}{\partial \epsilon} \right) \left[-v\sigma_x \frac{\epsilon + \omega + v\boldsymbol{\sigma} \cdot \mathbf{k} + \Delta\sigma_z}{2\omega\epsilon} v\sigma_y \frac{\epsilon + v\boldsymbol{\sigma} \cdot \mathbf{k} + \Delta\sigma_z}{2\epsilon} \right. \\
& \left. + Y_x \frac{\epsilon + \omega + v\boldsymbol{\sigma} \cdot \mathbf{k} + \Delta\sigma_z + i\Gamma_0 - i\Gamma_1\sigma_z}{2(\omega + 2i\Gamma_+)\epsilon} v\sigma_y \frac{\epsilon + v\boldsymbol{\sigma} \cdot \mathbf{k} + \Delta\sigma_z - i\Gamma_0 + \Gamma_1\sigma_z}{2\epsilon} \right]. \tag{B4}
\end{aligned}$$

As we see, the second term in (B4) gives different results in the limits of $\omega \ll \Gamma_+$ and $\omega \gg \Gamma_+$ (pure and ‘‘dirty’’ cases). In the pure case we should also take $\Gamma_x \rightarrow v\sigma_x$. Then, as follows from (B4), in the pure limit we get $\sigma_{xy}^a + \sigma_{xy}^b = 0$. It should be noted that each of the terms σ_{xy}^b and σ_{xy}^a is nonzero but they exactly cancel each other. For example, calculating σ_{xy}^a we find $\sigma_{xy}^a = e^2 \Delta / 4\pi\epsilon_F$.

In the limit of $\omega \ll \Gamma_+$, we find from (B4)

$$\sigma_{xy}^a + \sigma_{xy}^b = \frac{e^2}{4\pi} \left[\frac{\Delta}{\epsilon_F} - \frac{b\Gamma_1}{v\Gamma_+} - \frac{b\Gamma_0\Delta}{v\Gamma_+\epsilon_F} + \frac{c\epsilon_F}{v\Gamma_+} \left(1 - \frac{\Delta^2}{\epsilon_F^2} \right) \right], \tag{B5}$$

where we used the notation $Y_x = b\sigma_x + c\sigma_y$. After substituting the values of b , c , and Γ we find

$$\sigma_{xy}^a + \sigma_{xy}^b = \frac{e^2 \cos \theta}{4\pi} \left[1 - \frac{8(1 + \cos^2 \theta)}{(1 + 3 \cos^2 \theta)^2} \right], \tag{B6}$$

where $\cos \theta = \Delta / \epsilon_F$. Calculating integral (B3) we find

$$\sigma_{xy}^{int} = -\frac{e^2 \cos \theta}{4\pi}. \tag{B7}$$

Combining it with (B5) we obtain finally

$$\sigma_{xy} = \sigma_{xy}^a + \sigma_{xy}^b + \sigma_{xy}^{int} = -\frac{2e^2 \cos \theta (1 + \cos^2 \theta)}{\pi(1 + 3 \cos^2 \theta)^2} \tag{B8}$$

which coincides with Eq. (2) for $V_1 = 0$.

APPENDIX C: CALCULATION OF σ_{xy}^H

In calculating σ_{xy}^H it is useful to consider separately integrations over positive and negative ϵ , i.e., $\sigma_{xy}^H = I_{<} + I_{>}$, where with our simplifications

$$I_{<} = \frac{e^2}{4\pi} \int_{-\infty}^0 d\epsilon f(\epsilon) \int \frac{d^2\mathbf{k}}{(2\pi)^2} (v_x^{+-} v_y^{-+} - v_x^{-+} v_y^{+-}) \times \left[\frac{1}{\epsilon - \epsilon_{\mathbf{k}}^+} \frac{d}{d\epsilon} (G^{A-}(\epsilon) - G^{R-}(\epsilon)) + \frac{1}{(\epsilon_{\mathbf{k}}^+ - \epsilon_{\mathbf{k}}^-)^2} (G^{A-}(\epsilon) - G^{R-}(\epsilon)) \right]. \quad (C1)$$

We can get rid of derivative over ϵ by integration by parts and noticing that for $\epsilon < 0$ and positive chemical potential follows that $df(\epsilon)/d\epsilon = 0$. Thus

$$I_{<} = e^2 \int_{-\infty}^0 d\epsilon f(\epsilon) \int \frac{d^2\mathbf{k}}{(2\pi)^2} \left(\frac{i(v_x^{+-} v_y^{-+} - v_x^{-+} v_y^{+-})}{(\epsilon_{\mathbf{k}}^- - \epsilon_{\mathbf{k}}^+)^2} \delta(\epsilon - \epsilon_{\mathbf{k}}^-) \right). \quad (C2)$$

Further simplifications come from the fact that off-diagonal elements of the velocity operator are related to interband matrix elements of the coordinate operator $v_x^{+-} = (-i[\hat{x}, H])^{+-} = iA_x^{+-}(\epsilon_{\mathbf{k}_F}^+ - \epsilon_{\mathbf{k}}^-)$ where $A_x^{+-} = \langle u_{\mathbf{k}}^+ | i\partial/\partial k_x | u_{\mathbf{k}}^- \rangle$, etc. Such elements have the property $i[A_x^{\pm\mp} A_y^{\mp\pm} - A_y^{\pm\mp} A_x^{\mp\pm}] = F^{\pm}$, where F^+/F^- is the Berry curvature of the upper/lower subband. After this

$$I_{<} = -e^2 \int \frac{d^2\mathbf{k}}{(2\pi)^2} F^-(k), \quad (C3)$$

where we used the fact that the lower band is filled and hence $f(\epsilon_{\mathbf{k}}^-) = 1$.

Calculations of $I_{>}$ is analogous,

$$I_{>} = -\frac{e^2}{4\pi} \int_0^{+\infty} d\epsilon f(\epsilon) \int \frac{d^2\mathbf{k}}{(2\pi)^2} (v_x^{+-} v_y^{-+} - v_x^{-+} v_y^{+-}) \times \left[\frac{1}{\epsilon - \epsilon_{\mathbf{k}}^-} \frac{d}{d\epsilon} (G^{A+}(\epsilon) - G^{R+}(\epsilon)) + \frac{1}{(\epsilon_{\mathbf{k}}^- - \epsilon_{\mathbf{k}}^+)^2} (G^{A+}(\epsilon) - G^{R+}(\epsilon)) \right]. \quad (C4)$$

however for positive ϵ follows that $df(\epsilon)/d\epsilon = -\delta(\epsilon - \epsilon_F) \neq 0$ and thus extra terms will appear after integration by parts.

$$I_{>} = I'_{>} + I''_{>}, \quad (C5)$$

where

$$I'_{>} = -e^2 \int_{\epsilon_{\mathbf{k}}^+ < \epsilon_F} \frac{d^2\mathbf{k}}{(2\pi)^2} F^+(k) \quad (C6)$$

and

$$I''_{>} = \frac{e^2}{4\pi} \int_{-\infty}^{+\infty} d\epsilon \frac{df(\epsilon)}{d\epsilon} \int \frac{d^2\mathbf{k}}{(2\pi)^2} \left[-\frac{v_x^{+-} v_y^{-+} - v_x^{-+} v_y^{+-}}{\epsilon_{\mathbf{k}}^+ - \epsilon_{\mathbf{k}}^-} \times (G^{R+}(\epsilon) - G^{A+}(\epsilon)) \right]. \quad (C7)$$

Comparing (C7) and (59) we find that they differ only by sign thus we can write that

$$\sigma_{xy}^H = -e^2 \left(\int_{\epsilon_{\mathbf{k}}^+ < \epsilon_F} \frac{d^2\mathbf{k}}{(2\pi)^2} F^+(k) + \int \frac{d^2\mathbf{k}}{(2\pi)^2} F^-(k) \right) - \sigma_{xy}^{I(int)}. \quad (C8)$$

We conclude that σ_{xy}^H contains a term that exactly cancels the intrinsic term $\sigma_{xy}^{I(int)}$ from σ_{xy}^J .

- ¹J. Sinova, T. Jungwirth, and J. Černe, *Int. J. Mod. Phys. B* **18**, 1083 (2004).
- ²J. M. Luttinger, *Phys. Rev.* **112**, 739 (1958).
- ³R. Karplus and J. M. Luttinger, *Phys. Rev.* **95**, 1154 (1954).
- ⁴W. Kohn and J. M. Luttinger, *Phys. Rev.* **108**, 590 (1957).
- ⁵V. K. Dugaev, P. Bruno, M. Taillefumier, B. Canals, and C. Lacroix, *Phys. Rev. B* **71**, 224423 (2005).
- ⁶N. A. Sinitsyn, Q. Niu, J. Sinova, and K. Nomura, *Phys. Rev. B* **72**, 045346 (2005).
- ⁷S. Y. Liu and X. L. Lei, *Phys. Rev. B* **72**, 195329 (2005).
- ⁸J. Ichiro Inoue, T. Kato, Y. Ishikawa, H. Itoh, G. E. W. Bauer, and L. W. Molenkamp, *cond-mat/0604108* (unpublished).
- ⁹S. Onoda, N. Sugimoto, and N. Nagaosa, *Prog. Theor. Phys.* **116**, 61 (2006).
- ¹⁰T. Dietl, F. Matsukura, H. Ohno, J. Cibert, and D. Ferrand, in *Recent Trends in Theory of Physical Phenomena in High Magnetic Fields*, edited by I. Vagner (Kluwer, Dordrecht, 2003), p. 197; *cond-mat/0306484*.
- ¹¹S. H. Chun, Y. S. Kim, H. K. Choi, I. T. Jeong, W. O. Lee, K. S. Suh, Y. S. OH, K. H. Kim, Z. G. Khim, J. C. Woo, *et al.*, *cond-mat/0603808* (unpublished).

- ¹²T. Jungwirth, Q. Niu, and A. H. MacDonald, *Phys. Rev. Lett.* **88**, 207208 (2002).
- ¹³T. Jungwirth, J. Sinova, K. Y. Wang, K. W. Edmonds, R. P. Campion, B. L. Gallagher, C. T. Foxon, Q. Niu, and A. H. MacDonald, *Appl. Phys. Lett.* **83**, 320 (2003).
- ¹⁴Y. Taguchi, Y. Oohara, H. Yoshizawa, N. Nagaosa, and Y. Tokura, *Science* **291**, 5513 (2001).
- ¹⁵R. Shindou and N. Nagaosa, *Phys. Rev. Lett.* **87**, 116801 (2001).
- ¹⁶M. Onoda and N. Nagaosa, *J. Phys. Soc. Jpn.* **71**, 19 (2002).
- ¹⁷Z. Fang, N. Nagaosa, K. S. Takahashi, A. Asamitsu, R. Mathieu, T. Ogasawara, H. Yamada, M. Kawasaki, Y. Tokura, and K. Terakura, *Science* **302**, 5642 (2003).
- ¹⁸Y. Yao, L. Kleinman, A. H. MacDonald, J. Sinova, T. Jungwirth, D. S. Wang, E. Wang, and Q. Niu, *Phys. Rev. Lett.* **92**, 037204 (2004).
- ¹⁹W.-L. Lee, S. Watauchi, V. L. Miller, R. J. Cava, and N. P. Ong, *Science* **303**, 1647 (2004).
- ²⁰J. Kötzler and W. Gil, *Phys. Rev. B* **72**, 060412(R) (2005).
- ²¹C. Zeng, Y. Yao, Q. Niu, and H. H. Weitering, *Phys. Rev. Lett.* **96**, 037204 (2006).

- ²²B. C. Sales, R. Jin, D. Mandrus, and P. Khalifah, cond-mat/0603410 (unpublished).
- ²³J. Schliemann and D. Loss, Phys. Rev. B **68**, 165311 (2003).
- ²⁴N. F. Mott, Proc. R. Soc. London, Ser. A **124**, 425 (1929).
- ²⁵J. Smit, Physica (Amsterdam) **21**, 877 (1955).
- ²⁶G. Sundaram and Q. Niu, Phys. Rev. B **59**, 14915 (1999).
- ²⁷E. I. Blount, in *Solid State Physics*, edited by S. Mahajan (Academic Press, New York, 1962, 1958), Vol. 13, pp. 305–373.
- ²⁸E. Adams and E. Blount, J. Phys. Chem. Solids **10**, 286 (1959).
- ²⁹L. Berger, Phys. Rev. B **2**, 4559 (1970).
- ³⁰P. Nozieres and C. Lewiner, J. Phys. (Paris) **34**, 901 (1973).
- ³¹J. N. Chazalviel, Phys. Rev. B **11**, 3918 (1975).
- ³²A. Crépieux and P. Bruno, Phys. Rev. B **64**, 094434 (2001).
- ³³N. A. Sinitsyn, Q. Niu, and A. H. MacDonald, Phys. Rev. B **73**, 075318 (2006).
- ³⁴J. M. Luttinger and W. Kohn, Phys. Rev. **97**, 869 (1955).
- ³⁵N. A. Sinitsyn, J. E. Hill, H. Min, J. Sinova, and A. H. MacDonald, cond-mat/0602598 (unpublished).
- ³⁶D. Culcer and Q. Niu, Phys. Rev. B **74**, 035209 (2006).
- ³⁷M. P. Marder, *Condensed Matter Physics* (Wiley, New York, 1999).
- ³⁸E. Merzbacher, *Quantum Mechanics* (Wiley, New York, 1970).
- ³⁹For a simple demonstration of the anomalous velocity in classical physics, see the appendix in Ref. 6.
- ⁴⁰P. Streda, J. Phys. C **15**, L717 (1970).
- ⁴¹G. D. Mahan, *Many Particle Physics* (Plenum Press, New York, 1990).
- ⁴²J. Inoue, G. E. W. Bauer, and L. W. Molenkamp, Phys. Rev. B **70**, 041303(R) (2004).
- ⁴³C. L. Kane and E. J. Mele, Phys. Rev. Lett. **95**, 226801 (2005).