

Quantum master equation for electron transport through quantum dots and single molecules

Upendra Harbola, Massimiliano Esposito,* and Shaul Mukamel

Department of Chemistry, University of California, Irvine, California 92697, USA

(Received 20 July 2006; revised manuscript received 19 September 2006; published 6 December 2006)

A quantum master equation (QME) is derived for the many-body density matrix of an open current-carrying system weakly-coupled to two metal leads. The dynamics and the steady-state properties of the system for arbitrary bias are studied using projection operator techniques, which keep track of the number of electrons in the system. We show that coherences between system states with different number of electrons, n (Fock space coherences), do not contribute to the transport to second order in system-lead coupling. However, coherences between states with the same n may effect transport properties when the damping rate is of the order of or faster than the system Bohr frequencies. For large bias, when all the system many-body states lie between the chemical potentials of the two leads, we recover previous results. In the rotating wave approximation (when the damping is slow compared to the Bohr frequencies), the dynamics of populations and coherences in the system eigenbasis are decoupled. The QME then reduces to a birth and death master equation for populations.

DOI: 10.1103/PhysRevB.74.235309

PACS number(s): 73.63.-b, 03.65.Yz, 05.60.Gg

I. INTRODUCTION

Electron transport through a quantum dot (QD) or a single molecule has recently received considerable experimental¹⁻⁶ and theoretical⁷⁻¹³ attention. The progress in the fabrication of devices such as quantum dots (whose size and geometry can be controlled with high precision¹⁴) or single molecule junctions, makes it possible to investigate quantum effects on transport and provides a test for methods of non-equilibrium statistical mechanics. In analogy with laser optical spectroscopy,^{15,16} electron transport through a quantum system (QD or single molecule) can be used to probe its nonequilibrium properties through the current-voltage (I/V) characteristics. The scattering matrix (SM)^{17,18} and the non-equilibrium Greens function (NEGF)¹⁹⁻²¹ methods have been used for predicting I/V characteristics of quantum systems connected to two metal leads. Both theories are exact in their respective domains: SM is limited to elastic processes while the NEGF can treat both elastic and inelastic processes.

The quantum master equation (QME) approach is an alternative tool for studying the irreversible dynamics of quantum systems coupled to a macroscopic environment.²²⁻²⁴ Owing to its simple structure, it provides an intuitive understanding of the system dynamics and has been used in various fields such as quantum optics,^{16,25} solid state physics,²⁶ and chemical dynamics.¹⁵ Recently, it has been applied to study electron tunneling through molecules or coupled quantum dots.²⁷⁻³² Fransson and Rasander³³ have used a QME approach to study the rectification properties of a system of coupled QDs by analyzing the occupation of two-electron triplet states as a function of the ratio of the interdot coupling and the energy splitting between the two QDs.

Gurvitz and Prager²⁸ were the first to derive a hierarchy of QMEs which keeps track of the number of electrons transferred from the source lead to the collector lead. Using this hierarchy they studied the effects of quantum coherence and Coulomb blockade on steady-state electron transport in the high bias limit. In this limit all energy levels of the system are below the chemical potential of the left lead (source) and above the right lead (collector) (Fig. 1). The relevant Fermi

functions for the left and the right leads are then unity and zero, respectively. Rammer *et al.*²⁹ have used a QME to describe the direct tunneling (where the system never gets charged) in quantum junctions. Recently Pedersen and Wacker³⁰ have generalized the standard rate equation and included approximately two-electron transfer processes by going beyond the second-order perturbation in system-lead coupling.

In this paper, we use projection operator techniques to derive a hierarchy of QME for the many-body density matrices ρ^n representing the system with n electrons. Electron transport through a quantum system is expressed in terms of the four processes describing the charging (β_L and β_R) or discharging (α_L and α_R) of the system at the left and the right leads (Fig. 1). Li *et al.*³¹ have used the same model to compute the steady-state current in the system by keeping track of the number of electrons at the collector lead. In the limit of large bias, when the backward transport (corresponding to electron moving in the direction unfavored by the potential

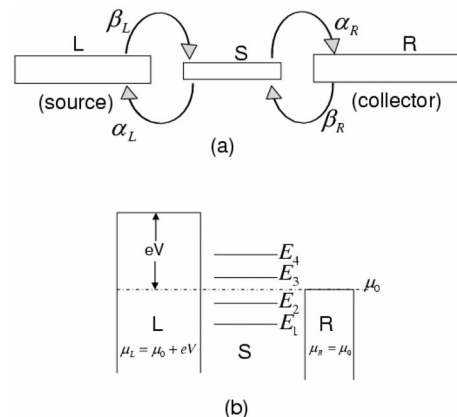


FIG. 1. (a) Lead-system-lead configuration. $\beta_L(\beta_R)$ and $\alpha_L(\alpha_R)$ represent the charge transfer processes which change the number of electrons in the system due to interaction with the left (right) lead. (b) Energetics of the junction. μ_L and μ_R are the chemical potentials of the left and right leads. E_1 , E_2 , E_3 , and E_4 are the energies of the system many-body states.

difference between the leads) can be neglected, we recover their results. Otherwise, it is necessary to identify n as the number of electrons in the molecule, as done here. We solve our equations for a model system of two coupled quantum dots and study the effect of quantum coherences on electron transport. Coherence effects in quantum junctions have been studied in the past. Using the scattering matrix approach, Sautet and Joachim³⁴ have found interference effects on the scanning tunneling microscopy images of molecules adsorbed on a metal surface. These effects arise from coherences between different open channels for the tunneling electrons.

The paper is organized as follows: In Sec. II, we present the Hamiltonian and define a projection operator which keeps track of the system's charge. We derive the QME and discuss its connection with earlier works. In Sec. III, we show that under different approximations our QME recovers previous results and assumes a Lindblad form. Under the rotating wave approximation (in the system eigenbasis) the QME provides a simple single particle picture of the dynamics of populations and coherences. In Sec. IV, we study the dynamics, current and the charge of two coupled QD. In Sec. V we present numerical results and discuss the effect of quantum coherences on the current. Conclusions are drawn in Sec. VI.

II. THE QUANTUM MASTER EQUATION

The Hamiltonian of a quantum junction is given by the sum of the Hamiltonians for the isolated system, H_s , the left, H_L , and the right leads, H_R , and the lead-system coupling (H_T):

$$H = H_s + H_L + H_R + H_T, \quad (1)$$

$$H_s = \sum_s \epsilon_s c_s^\dagger c_s, \quad (2)$$

$$H_L = \sum_l \epsilon_l c_l^\dagger c_l, \quad (3)$$

$$H_R = \sum_r \epsilon_r c_r^\dagger c_r, \quad (4)$$

$$H_T = \sum_{sv} [T_{sv} c_s^\dagger c_v + \text{H.c.}], \quad (5)$$

where s , l , and r represent system, left, and right lead orbitals, respectively, and $\nu=l, r$. T_{sl} and T_{sr} are the transfer coupling elements between the leads and the system. Direct coupling (tunneling) between the leads is neglected.²⁹ $c_s^\dagger(c_s)$, $c_l^\dagger(c_l)$, and $c_r^\dagger(c_r)$ are electron creation (annihilation) operators which satisfy the Fermi commutation relations

$$\{c_k, c_{k'}^\dagger\} = \delta_{kk'}, \quad \{c_k^\dagger, c_{k'}^\dagger\} = \{c_k, c_{k'}\} = 0, \quad k, k' = s, l, r, \quad (6)$$

where $\{A, B\} = AB + BA$.

The many-electron eigenstates of the system form a ladder of manifolds: the n th manifold $|np\rangle$ contains the states

(p) with n electrons. Each interaction with the leads, Eq. (5), can change n to $n \pm 1$. The total many-electron density matrix in Fock space can be expanded as

$$\rho_T = \sum_{n,m,p,q} \rho_{nm}^{pq} |np\rangle \langle mq|. \quad (7)$$

The diagonal ($n=m$) blocks represent Fock space populations (FSP) of system states with n electrons whereas the $n \neq m$ blocks are Fock space coherences (FSC). When the system is brought into contact with the leads, it is initially in the n th FSP block, ρ_{nn}^{pq} . As time evolves, FSC are developed, inducing transitions to other FSP blocks $n \pm 1$, $n \pm 2$, etc. At steady state, these blocks reach a stationary distribution and the current through the system can be calculated using time derivatives of the FSP.

Our first step is to derive a quantum master equation in Fock space which keeps track of the FSP and eliminates all FSC by incorporating them through relaxation kernels.²² The Markovian master equation holds when the dephasing rates of FSP are large. In that case the steady-state coherences are small, and progressively decrease for higher order coherences, i.e., as $|n-m|$ in Eq. (7) is increased. The dominant terms are $m=n \pm 1$ and the master equation rates can be calculated to second order in the coupling (T) with the leads. As the FSC dephasing rates decrease, one should calculate the rates to higher order in T . This problem is formally equivalent to the multiphoton excitation of molecules or atoms; the molecular states are divided into n -photon manifolds, and n -quantum coherences are eliminated to derive a Pauli master equation for the populations. Coupling with the radiation field in the rotating wave approximation plays the role of the coupling with the leads. The time-convolutionless projection operator techniques developed for multiphoton processes³⁵ can be applied towards the calculation of molecular currents.

To derive a reduced description in the system space, we define the projection operators \mathcal{P}_n which act on the many-body wave function Ψ (Ref. 29)

$$\mathcal{P}_n \Psi(\mathbf{r}_1, \dots, \mathbf{r}_N) \equiv \theta_n(\mathbf{r}_1, \dots, \mathbf{r}_N) \Psi(\mathbf{r}_1, \dots, \mathbf{r}_N), \quad (8)$$

where $\theta_n(\mathbf{r}_1, \dots, \mathbf{r}_N) = 1$ if precisely n space points belong to the system subspace and it vanishes otherwise. \mathcal{P}_n is thus a Fock space projection operator onto states with n electrons in the system. The projected many-body density matrix (ρ^n) onto the system subspace with n electrons is defined as

$$\rho^n \equiv \text{Tr}_{lead} \{ \mathcal{P}_n \rho_T \mathcal{P}_n \}. \quad (9)$$

Note that by defining the projection operator for a fixed number of electrons in the system, we ignore the coherences between the leads and the system. The projection of the many-body density matrix can also be formulated in Liouville space using the projection superoperator (\mathcal{C}_n) as $\mathcal{C}_n \rho_T = \rho^n \rho_B$, where ρ_B is the density matrix of the leads (bath).

The QMEs for the projected many-body density matrices of the system is derived in Appendix A using second-order perturbation theory in the system-lead coupling and by treating the two leads as infinite electron reservoirs:

$$\begin{aligned} \frac{\partial \rho^n(t)}{\partial t} = & -i[H_{ss}, \rho^n(t)] + \sum_{ss'} [\alpha_{ss'} c_{s'} \rho^{n+1}(t) c_s^\dagger - \beta_{ss'} \rho^n(t) c_s c_{s'}^\dagger \\ & - \alpha_{ss'} c_{s'}^\dagger c_s \rho^n(t) + \beta_{ss'} c_s^\dagger \rho^{n-1}(t) c_{s'} + \text{H.c.}], \end{aligned} \quad (10)$$

with

$$\alpha_{ss'} = \int_0^\infty d\tau e^{i\epsilon_{s'}\tau} \alpha_{ss'}(\tau) = i \lim_{\eta \rightarrow 0} \sum_\nu \frac{T_{s\nu} T_{s'\nu}^* (1 - f_\nu)}{\epsilon_{s'} - \epsilon_\nu + i\eta}, \quad (11)$$

$$\beta_{ss'} = \int_0^\infty d\tau e^{i\epsilon_{s'}\tau} \beta_{ss'}(\tau) = i \lim_{\eta \rightarrow 0} \sum_\nu \frac{T_{s\nu} T_{s'\nu}^* f_\nu}{\epsilon_{s'} - \epsilon_\nu + i\eta}, \quad (12)$$

where f_l (f_r) is the Fermi distribution of the left (right) lead with chemical potential $\mu_L = \mu_0 + eV$ ($\mu_R = \mu_0$) and eV is the applied bias. $\alpha_{ss'}(\tau)$'s and $\beta_{ss'}(\tau)$'s are the lead correlation functions, Eq. (A16), and have the symmetry

$$\alpha_{ss'}^*(\tau) = \alpha_{s's}(-\tau), \quad \beta_{ss'}^*(\tau) = \beta_{s's}(-\tau). \quad (13)$$

Taking into account that the leads are macroscopic and have a continuous density of states, Eq. (A16) gives

$$\sum_\nu e^{-i\epsilon_\nu \tau} T_{s\nu} T_{s'\nu}^* f_\nu \rightarrow \sum_X \int d\epsilon n_X(\epsilon) e^{-i\epsilon \tau} T_s^{(X)}(\epsilon) T_{s'}^{(X)*}(\epsilon) f_X(\epsilon), \quad (14)$$

where $X=L, R$, and n_X is the density of states of lead X . Substituting the relation

$$\int_0^\infty d\tau e^{i\omega\tau} = \pi \delta(\omega) + i\mathcal{P} \frac{1}{\omega}, \quad (15)$$

in Eqs. (11) we obtain

$$\alpha_{ss'} = \sum_X \alpha_{ss'}^{(X)}; \quad \beta_{ss'} = \sum_X \beta_{ss'}^{(X)}, \quad (16)$$

$$\begin{aligned} \alpha_{ss'}^{(X)} = & \pi n_X(\epsilon_{s'}) T_s^{(X)}(\epsilon_{s'}) T_{s'}^{(X)*}(\epsilon_{s'}) [1 - f_X(\epsilon_{s'})] \\ & + i \int d\epsilon \mathcal{P} \frac{n_X(\epsilon) T_s^{(X)}(\epsilon) T_{s'}^{(X)*}(\epsilon) [1 - f_X(\epsilon)]}{\epsilon_{s'} - \epsilon} \end{aligned} \quad (17)$$

$$\begin{aligned} \beta_{ss'}^{(X)} = & \pi n_X(\epsilon_{s'}) T_s^{(X)}(\epsilon_{s'}) T_{s'}^{(X)*}(\epsilon_{s'}) f_X(\epsilon_{s'}) \\ & + i \int d\epsilon \mathcal{P} \frac{n_X(\epsilon) T_s^{(X)}(\epsilon) T_{s'}^{(X)*}(\epsilon) f_X(\epsilon)}{\epsilon_{s'} - \epsilon}. \end{aligned} \quad (18)$$

The real parts of $\alpha_{ss'}$ and $\beta_{ss'}$ define the system to leads and leads to system electron transfer rates, respectively. The imaginary parts represent level shifts. $\text{Re } \alpha_{ss'}^{(X)}$ is the rate with which electrons are transferred from the s th system orbital to lead X while $\text{Re } \beta_{ss'}^{(X)}$ is the transfer rate of electrons from lead X to the system orbital. Thus $\text{Re } \alpha_{ss'}$ and $\text{Re } \beta_{ss'}$ are associated with the processes where the system undergoes transition between many-body states which differ by a single electron. When the external bias is large enough so that

$f_L(\epsilon_s) = 1$ and $f_R(\epsilon_s) = 0$, $\text{Re } \alpha_{ss'}^L = \text{Re } \beta_{ss'}^R = 0$. This means that the backward flow of electrons (against the applied bias) from the right to the left lead vanishes, and that each time the number of electrons in the system decreases it corresponds to an electron tunneling to the right lead. Keeping track of the electrons in the system is therefore directly related to counting of the electrons collected in the right lead. In such case, we recover the result of Li *et al.*³¹ However, in general it is essential to recognize that ρ^n is the density matrix of the system with n electrons residing in the system. When n decreases by one, the electron will, with a higher probability, be collected in the right lead, but could also be collected in the left lead. The effect of this last process on the dynamics is not captured in the other QME³¹ but is made clear in our QME by the use of projection operators.

To appreciate the reduction involved in the QME, let us consider a system with n electrons and M ($n \leq M$) orbitals. The number of n -electron many-body states is then $C_n^M = \frac{M!}{(M-n)!n!}$ and the total number of many-body states is $N_{\text{tot}}(M) = \sum_{n=0}^M C_n^M = 2^M$. The full many-body density matrix is $N_{\text{tot}}(M) \times N_{\text{tot}}(M)$. Because the FSC between many-body states with different n are eliminated, the size of the reduced many-body density matrix is $\sum_{n=0}^M (C_n^M)^2$. In the full Liouville space of the system, the many-body density matrix is an $N_{\text{tot}}^2(M)$ vector. However, the projected many-body density matrix $\rho_s = \sum_n \rho^n$ in this space contains $(\sum_{n=0}^M C_n^M)^2 - \sum_{n=0}^M (C_n^M)^2$ elements which are zero. Our QME is therefore defined in a reduced many-body Liouville space of the system where the FSC have been eliminated.

III. LIMITING CASES AND THE LINDBLAD FORM

A. High bias limit

When all many-body states of the system lie within the chemical potentials of two leads, the reverse electron tunneling can be ignored since the Fermi functions for the left and right leads are $f_L(\epsilon_s) = 1$ and $f_R(\epsilon_s) = 0$.^{28,36} If we neglect the principal parts in Eqs. (17) and (18), the matrices α and β become Hermitian. In this case, since $\alpha_{ss'}^L = \beta_{ss'}^R = 0$, we have $\alpha_{ss'} = n^R T_s^R T_{s'}^{R*}$ and $\beta_{ss'} = n^L T_s^L T_{s'}^{L*}$. We have further ignored the energy dependence of $\alpha_{ss'}$ and $\beta_{ss'}$. Defining $B_s = \sqrt{n^R} T_s^R c_s$, $D_s = \sqrt{n^L} T_s^L c_s^\dagger$, and summing the QME (10) over n so that $\rho(t) = \sum_n \rho^n(t)$,³⁷ we obtain

$$\begin{aligned} \dot{\rho} = & -i[H_s, \rho] + \sum_{ss'} [2B_{s'} \rho B_s^\dagger - B_s^\dagger B_{s'} \rho - \rho B_{s'}^\dagger B_s + 2D_{s'} \rho D_s^\dagger \\ & - D_s^\dagger D_{s'} \rho - \rho(t) D_{s'}^\dagger D_s]. \end{aligned} \quad (19)$$

Keeping in mind that FSC are zero so that terms, such as $B_{s'} \rho D_s^\dagger$, $B_s^\dagger \rho B_{s'}$, etc., which lead to FSC, vanish, Eq. (19) assumes a Lindblad form,

$$\dot{\rho} = -i[H_s, \rho] + \sum_{ss'} [2A_{s'} \rho A_s^\dagger - A_s^\dagger A_{s'} \rho - \rho A_s^\dagger A_{s'}], \quad (20)$$

where $A_s = B_s + D_s = \sqrt{n^R} T_s^R c_s + \sqrt{n^L} T_s^L c_s^\dagger$. Gurvitz and Prager²⁸ have studied the effect of coherences in a QD system con-

nected in series in the high bias limit. In Appendix B we show that our QME reduces to Gurvitz's equations in this limit.

B. Rotating wave approximation

When the interaction between the system and the leads is weak enough for the damping to be slow compared to the Bohr frequencies of the system, we can simplify Eq. (10) by using the rotating wave approximation (RWA).^{16,22,25} This approximation is often performed on the Markovian form of the Redfield equation in order to prevent the possible breakdown of positivity^{22,24,38,39} due to the non-Markovian effects of the initial dynamics.^{40–42} Transforming the master equation to the interaction picture, we obtain Eq. (A15) with the Markovian approximation $\int_0^t d\tau \rightarrow \int_0^\infty d\tau$ and with the Born approximation $\tilde{\rho}^n(t-\tau) \rightarrow \tilde{\rho}^n(t)$. Since the damping rate of the density matrix in the interaction representation is small compared to the Bohr frequencies of the system, we can time average ($\lim_{T \rightarrow \infty} 1/T \int_0^T dt$) the fast oscillations due to the terms $e^{i\epsilon_{ss}t}$ in Eq. (A15). This allows to eliminate the non-diagonal elements of the correlation function matrices ($\alpha_{ss'} = \alpha_{ss} \delta_{ss'}$ and $\beta_{ss'} = \beta_{ss} \delta_{ss'}$). Going back to the Schrödinger picture, our equation reads

$$\begin{aligned} \dot{\rho}^n = & -i[H_s, \rho^n] + \sum_s [\alpha_{ss} c_s \rho^{n+1} c_s^\dagger - \beta_{ss} \rho^n c_s c_s^\dagger - \alpha_{ss} c_s^\dagger c_s \rho^n \\ & + \beta_{ss} c_s^\dagger \rho^{n-1} c_s + \text{H.c.}]. \end{aligned} \quad (21)$$

By projecting this equation into the reduced Fock basis, we find that the coherences are decoupled from the populations.

When the level shifts in Eqs. (17) and (18) are ignored, the matrices α and β in Eq. (21) become Hermitian. Using $a_s = \sqrt{\alpha_{ss}} c_s$, $b_s = \sqrt{\beta_{ss}} c_s^\dagger$, and following the same steps as in case of high bias limit, we find that Eq. (21) when summed over n is of a Lindblad form similar to Eq. (20):

$$\dot{\rho} = -i[H_s, \rho] + \sum_s [2A_s \rho A_s^\dagger - A_s^\dagger A_s \rho - \rho A_s^\dagger A_s]. \quad (22)$$

Note that in the RWA, since the matrices α and β are diagonal, the sum in Eq. (22) only runs over one index s and, unlike the high bias case, the coupling coefficients $T_{ss}^{L(R)}$ can be energy dependent. Thus, we conclude that both in the high bias limit and the RWA form our QME are of Lindblad form which guarantees to preserve the positivity and the hermiticity of the density matrix.

The dynamics of the reduced many-body density matrix [Eq. (21)] can be expressed in terms of the time evolution of the single-orbital density matrix ρ_s corresponding to the s th orbital:

$$\begin{aligned} \dot{\rho}_s = & -i\epsilon_{ss}[c_s^\dagger c_s, \rho_s] + 2 \text{Re}(\alpha_{ss}) c_s \rho_s c_s^\dagger + 2 \text{Re}(\beta_{ss}) c_s^\dagger \rho_s c_s \\ & - \alpha_{ss} c_s^\dagger c_s \rho_s - \alpha_{ss}^* \rho_s c_s^\dagger c_s - \beta_{ss}^* c_s c_s^\dagger \rho_s - \beta_{ss} \rho_s c_s c_s^\dagger. \end{aligned}$$

This means that if the initial many-body density matrix in Fock space is a direct product of single-orbital density matrices $\rho = \rho_1 \otimes \rho_2 \otimes \dots \otimes \rho_M$ it will remain so at all times. However, even if the initial many-body density matrix is not a direct product, since in the RWA the right-hand side of Eq.

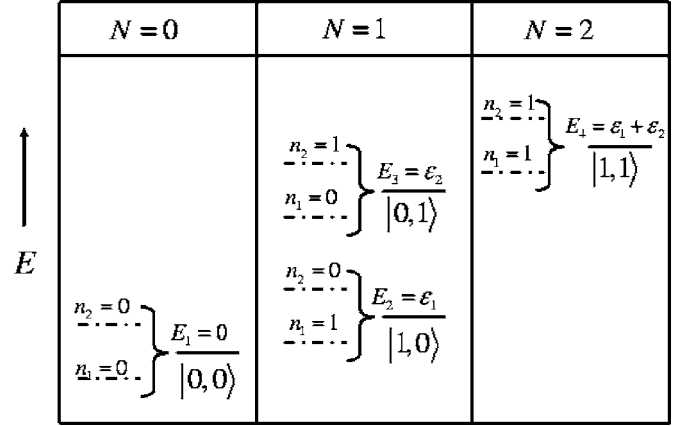


FIG. 2. The four many-body states $|n_1, n_2\rangle$ for a model system of two orbitals with occupations n_1 and n_2 and energies ϵ_1 and ϵ_2 , respectively. $N=0, 1, 2$ represents the total number of electrons in the system Fock space. Dashed and solid lines denote the single-electron and many-electron states, respectively. E_1, E_2, E_3 , and E_4 are the energies of the four many-body states.

(21) is a sum of contributions from various orbitals, we can still factorize the many-body populations as products of single-orbital populations

$$\langle n_1 \dots n_M | \rho | n_1 \dots n_M \rangle = \prod_{s=1}^M p_{n_s}^{(s)}, \quad (23)$$

where $p_{n_s}^{(s)} = \langle n_s | \rho_s | n_s \rangle$ and n_s is the occupation of s th orbital. The dynamics of the single-orbital occupation is given by

$$\begin{pmatrix} \dot{p}_1^{(s)} \\ \dot{p}_0^{(s)} \end{pmatrix} = 2 \begin{pmatrix} -\text{Re} \alpha_{ss} & \text{Re} \beta_{ss} \\ \text{Re} \alpha_{ss} & -\text{Re} \beta_{ss} \end{pmatrix} \begin{pmatrix} p_1^{(s)} \\ p_0^{(s)} \end{pmatrix}. \quad (24)$$

We can readily find the steady-state distribution

$$p_1^{(s)} = \frac{\text{Re} \beta_{ss}}{\text{Re} \alpha_{ss} + \text{Re} \beta_{ss}}; \quad p_0^{(s)} = \frac{\text{Re} \alpha_{ss}}{\text{Re} \alpha_{ss} + \text{Re} \beta_{ss}}. \quad (25)$$

The many-body steady state distribution can be directly obtained using Eqs. (23) and (25).

IV. MODEL CALCULATIONS

We consider a system of two coupled quantum dots (QD) each having a single orbital in the energy range between the chemical potentials of the left (μ_L) and the right (μ_R) leads. Depending on the interdot coupling, the system orbitals may either be localized (weak coupling) or delocalized (strong coupling). The system Hamiltonian is

$$H_s = \epsilon_1 c_1^\dagger c_1 + \epsilon_2 c_2^\dagger c_2, \quad (26)$$

where ϵ_1 and ϵ_2 are system orbital energies and we have ignored the charging effects due to electron-electron interactions (Coulomb blockade)^{28,43} in the system. We denote the many-body states $\{|n_1, n_2\rangle\}$, where n_1 and n_2 are the occupation of the system orbitals 1 and 2, respectively. They can have values 0 or 1. The many-body level scheme is sketched in Fig. 2. The full system density matrix has 16 components.

In the reduced space, where FSC are eliminated, it has only six components. We order the vector given by the density matrix in the reduced space as $\rho = (\rho_{00,00}, \rho_{01,01}, \rho_{10,10}, \rho_{11,11}, \rho_{01,10}, \rho_{10,01})$. Our QME, Eq. (10), therefore reads

$$\dot{\rho} = \hat{\mathcal{M}}\rho \quad (27)$$

with

$$\hat{\mathcal{M}} = \begin{pmatrix} -2 \operatorname{Re}(\beta_{11} + \beta_{22}) & 2 \operatorname{Re} \alpha_{22} & 2 \operatorname{Re} \alpha_{11} & 0 & \alpha_{12} + \alpha_{21}^* & \alpha_{21} + \alpha_{12}^* \\ 2 \operatorname{Re} \beta_{22} & -2 \operatorname{Re}(\alpha_{22} + \beta_{11}) & 0 & 2 \operatorname{Re} \alpha_{11} & -\alpha_{21}^* + \beta_{12} & -\alpha_{21} - \beta_{12}^* \\ 2 \operatorname{Re} \beta_{11} & 0 & -2 \operatorname{Re}(\alpha_{11} + \beta_{22}) & 2 \operatorname{Re} \alpha_{22} & -\alpha_{12} + \beta_{21}^* & -\alpha_{12}^* + \beta_{21} \\ 0 & 2 \operatorname{Re} \beta_{11} & 2 \operatorname{Re} \beta_{22} & -2 \operatorname{Re}(\alpha_{11} + \alpha_{22}) & -\beta_{12} - \beta_{21}^* & -\beta_{12}^* - \beta_{21} \\ \beta_{21} + \beta_{12}^* & -\alpha_{12}^* + \beta_{21} & -\alpha_{21} + \beta_{12}^* & -\alpha_{21} - \alpha_{12}^* & -\mathcal{X} & 0 \\ \beta_{12} + \beta_{21}^* & -\alpha_{12} + \beta_{21}^* & -\alpha_{21}^* + \beta_{12} & -\alpha_{12} - \alpha_{21}^* & 0 & -\mathcal{X}^* \end{pmatrix}, \quad (28)$$

and $\mathcal{X} = \alpha_{11}^* + \beta_{11}^* + \alpha_{22} + \beta_{22} + i(\epsilon_1 - \epsilon_2)$. At steady state ($\dot{\rho} = 0$) this equation can be transformed into a 4×4 matrix equation for populations alone by including the effect of coherences into modified rates.³⁶ In the present work we do not consider the spin polarization of the electrons which has been used to study Pauli blockade³³ and magnetotransport⁴⁴ in QDs. Recently Gurvitz *et al.*⁴⁴ have derived a QME to study the spin-dependent coherence effects on electron transfer through a single QD. We notice that, in the high bias limit, our Eqs. (27) and (28) are identical to their Eqs. (21) for the case of a single spin state (Sec. C in Ref. 44).

The total charge of the system at time t is given by

$$Q(t) = e \langle \langle N | \rho(t) \rangle \rangle = e \operatorname{Tr} N \rho(t), \quad (29)$$

where $N = \sum_s c_s^\dagger c_s$ is the number operator. The rate of change of the system charge is given by

$$\dot{Q}(t) = I_L(t) + I_R(t), \quad (30)$$

where I_L and I_R are the currents from the left and the right leads

$$I_X(t) = e \langle \langle N | \hat{\mathcal{M}}_X | \rho(t) \rangle \rangle, \quad X = L, R. \quad (31)$$

$\hat{\mathcal{M}}_X$ is the contribution to the matrix $\hat{\mathcal{M}}$ from lead X so that $\hat{\mathcal{M}} = \hat{\mathcal{M}}_L + \hat{\mathcal{M}}_R$ [$\hat{\mathcal{M}}_X$ only contains terms in Eq. (28) corresponding to X lead]. Since $\alpha(\beta)$ is related to the outflux (influx) of electrons from (to) the system, we can further split the current as $I_X = I_X^{\text{in}} + I_X^{\text{out}}$, where

$$I_X^{\text{in}}(t) = e \langle \langle N | \hat{\mathcal{M}}_X(\beta) | \rho(t) \rangle \rangle, \\ I_X^{\text{out}}(t) = e \langle \langle N | \hat{\mathcal{M}}_X(\alpha) | \rho(t) \rangle \rangle. \quad (32)$$

$\hat{\mathcal{M}}_X(\alpha)[\hat{\mathcal{M}}_X(\beta)]$ contains only those terms in Eq. (28) involving $\alpha^{(X)}[\beta^{(X)}]$. At steady state ($t \rightarrow \infty$), the currents from the left and from the right leads must be equal and opposite in sign, and the steady-state current is given by $I_s = I_L = -I_R$.

We solve Eq. (27), by diagonalizing the matrix $\hat{\mathcal{M}}$,

$$|\rho\rangle(t) = \sum_{\eta} C_{\eta} e^{\xi_{\eta} t} |\eta\rangle, \quad (33)$$

where ξ_{η} and $|\eta\rangle$ ($\langle\langle \tilde{\eta} |$) are the eigenvalues and the right (left) eigenvectors of $\hat{\mathcal{M}}$ and $C_{\eta} = \langle\langle \tilde{\eta} | \rho(0) \rangle\rangle$. In the RWA [see Eq. (21)] the off-diagonal terms $\alpha_{ss'}$ and $\beta_{ss'}$ are neglected and the population dynamics of Eq. (28) is then independent of the coherences and can be obtained analytically (see Appendix C).

The steady-state currents I^{in} and I^{out} are obtained from Eqs. (32) and (C1),

$$I_L^{\text{in}} = 2e \sum_{s=1,2} \frac{a_{ss}^L(\epsilon_s) \alpha_{ss}}{a_{ss}^L(\epsilon_s) + a_{ss}^R(\epsilon_s)} f_L(\epsilon_s),$$

$$I_L^{\text{out}} = -2e \sum_{s=1,2} \frac{a_{ss}^L(\epsilon_s) \beta_{ss}}{a_{ss}^L(\epsilon_s) + a_{ss}^R(\epsilon_s)} [1 - f_L(\epsilon_s)], \quad (34)$$

where $\alpha_{ss}^X = \pi n_X |T_s^X(\epsilon_s)|^2$. Similar expressions can be obtained for the currents I_R^{in} and I_R^{out} by interchanging L and R in Eq. (34). Note that at steady state $\hat{M}_L \rho = -\hat{M}_R \rho$ so that $\dot{\rho} = 0$. Of course, $\hat{M}_L(\alpha) \rho \neq -\hat{M}_L(\beta) \rho$. We can therefore write for the steady-state current $I_s = x I_L + (x-1) I_R$ for arbitrary x . By choosing $x = a_{ss}^R(\epsilon_s) / [a_{ss}^L(\epsilon_s) + a_{ss}^R(\epsilon_s)]$, I_s can be written in a symmetric form^{19,21,31}

$$I_s = 2e \sum_s \frac{a_{ss}^L(\epsilon_s) a_{ss}^R(\epsilon_s)}{a_{ss}^L(\epsilon_s) + a_{ss}^R(\epsilon_s)} [f_L(\epsilon_s) - f_R(\epsilon_s)]. \quad (35)$$

Since in the RWA the many-body density matrix is given by a product of single-orbital density matrices, the total steady-state current is the sum of contributions from various orbitals. Note that Eq. (35) gives the steady-state current within the RWA, which ignores the effects of coherences. In the model calculations presented in the next section, we shall discuss these results and the effects of coherences.

V. NUMERICAL RESULTS

We first solve Eq. (27) for the time-dependent density matrix in terms of the eigenvalues and eigenvectors of the

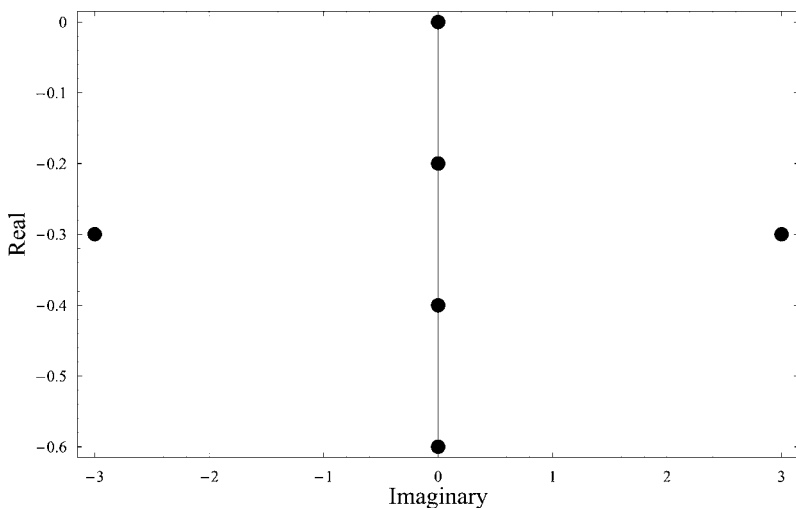


FIG. 3. The eigenvalue spectrum (in eV) of the matrix \mathcal{M} for $V=0.1$, $\mu_0=0$, $T_1^L=0.01$, $T_2^L=0.02$, $T_1^R=0.03$ and $T_2^R=0.04$. All parameters are in units of eV.

matrix \mathcal{M} [see Eq. (33)]. We fix the system orbital energies, $\epsilon_1=5eV$ and $\epsilon_2=2eV$ and the temperature $k_B T=0.2eV$. In Fig. 3 we display the eigenvalue spectrum of $\hat{\mathcal{M}}$. All eigenvalues have a real negative part representing an exponential decay. At long time, the system approaches the steady state corre-

sponding to the zero eigenvalue. The two complex eigenvalues describe the two coherences.

The time evolution of the populations [Eqs. (33)] and coherences [Eqs. (C3)] is shown in Figs. 4(a) and 4(b), respectively. The two are decoupled in the RWA. Coherences show

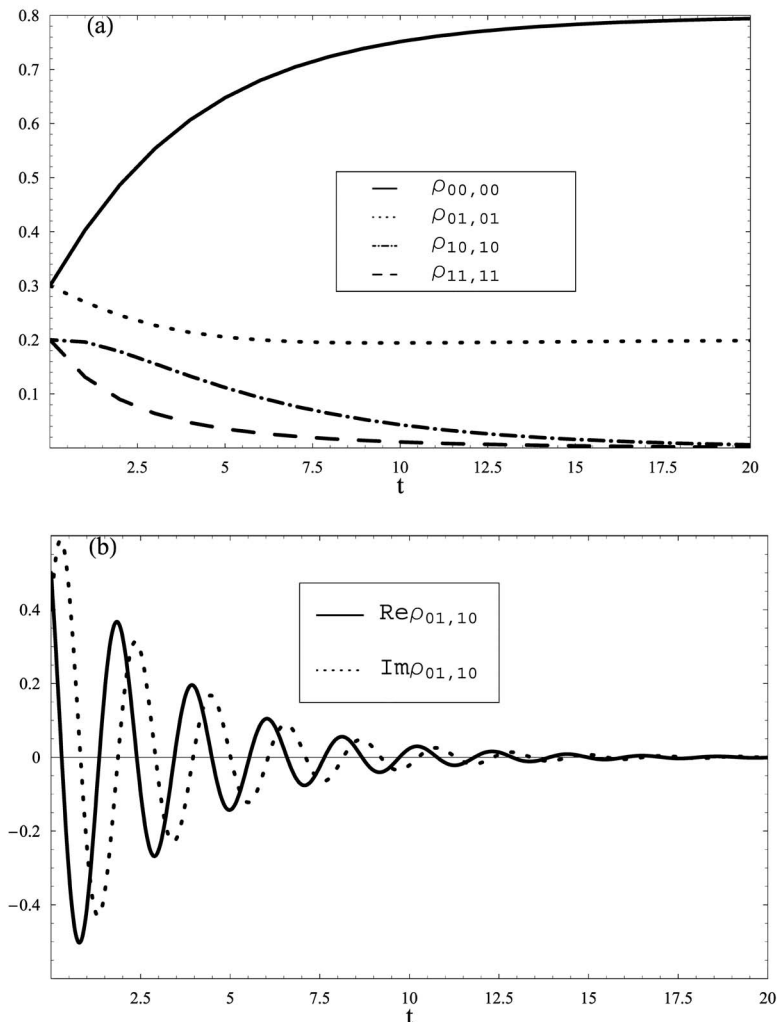


FIG. 4. (a) Time evolution of the populations [Eq. (C1)] for $V=2$. Other parameters are same as in Fig. 2. Time is in units of \hbar/eV . (b) Time evolution of the real ($\text{Re} \rho_{01,10}$) and the imaginary parts ($\text{Im} \rho_{01,10}$) of coherences.

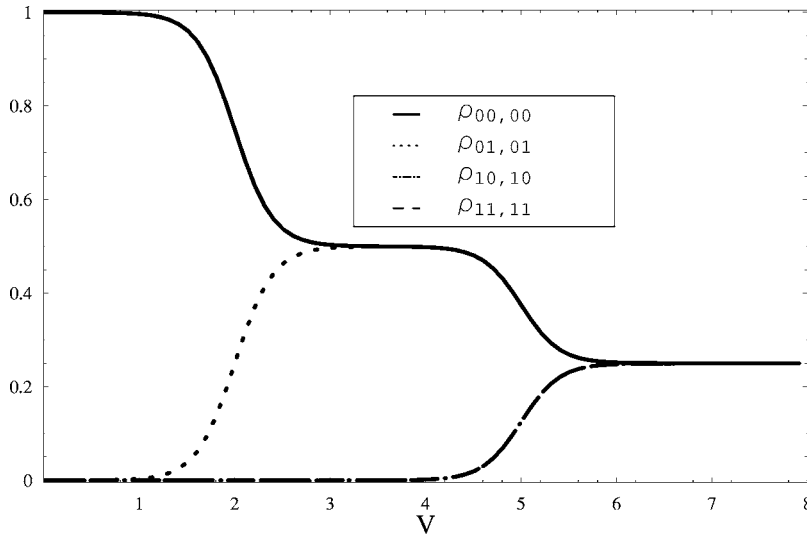


FIG. 5. Steady-state populations [Eq. (C4)] for $\mu_0=0$. The left and right coupling are the same, $T_1^L=T_1^R=0.2$ and $T_2^L=T_2^R=0.3$. All parameters are in eV .

a damped oscillatory behavior and vanish at long times. The populations evolve exponentially and reach a steady-state distribution described by the eigenvector with zero eigenvalue.

For large bias ($eV > \epsilon_1$) and identical left and right couplings ($T_s^L=T_s^R$), all many-body states have the same occupation. This is shown in Fig. 5. We assume that the chemical potential for the left lead increases with the bias while the right lead is held fixed at the Fermi energy μ_0 . When the bias is switched on, electrons start to move from the left to the right lead through the system. For $\mu_0 \leq 0$ and $V=0$ there are no electrons in the system and the probability to find the system in the state $|00\rangle$ is one. This probability decreases as V is increased. Thus ρ_{00} decreases with increasing bias. As the bias is scanned across higher energies, electrons start to fill the system. This gives rise to the stepwise change in the population in Fig. 5. As long as $eV < \epsilon_1$, only states $|00\rangle$ and $|01\rangle$ are populated. For $eV \geq \epsilon_1$, both system orbitals lie between μ_0 and μ_0+eV , and all many-body states are equally populated.

The steady state I/V characteristics of the system computed using Eqs. (34) and (35) are depicted in Fig. 6. The black solid curve shows the total current computed using Eq.

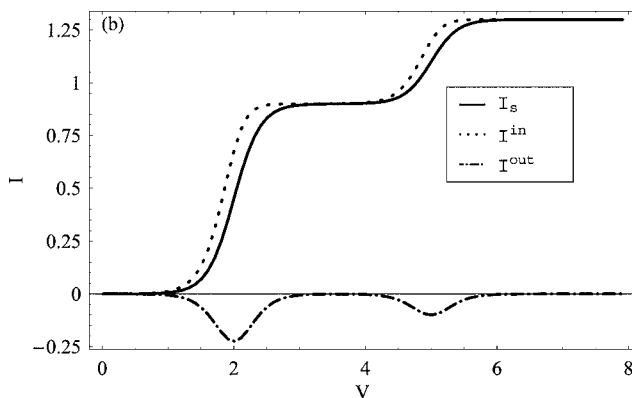


FIG. 6. Current characteristics of the model system using Eqs. (34) and (35) for parameter of Fig. 4. I^{in} : dotted, I^{out} : dashed, and I_s : solid curve. Current is in units of e^2V/\hbar .

(35) and dots (dashed-dot) show the current I_L^{in} (I_L^{out}). We note that I_L^{out} is significant only at resonant energies where $eV+\mu_0=\epsilon_s$. This can be explained as follows: when $\mu_0+eV < \epsilon_s$, there are no electrons in the s th orbital and hence $I_L^{\text{out}}=0$. For $\mu_0+eV > \epsilon_s$, in order to move from s th orbital to the lead, electrons need to work against the barrier generated by the chemical potential difference and hence the probability of back transfer is very small. At $\mu_0+eV=\epsilon_s$, this barrier vanishes and electrons can move easily back to the left lead, giving rise to I^{out} .

We next compute the steady-state charge on the molecule using Eq. (C5). As the external bias is increased, different many-body states are populated and the charge on the system increases in steps, similar to the current. This is shown in Fig. 7 for different values of μ_0 . As the Fermi energy is increased the total system charge at steady state increases and the variation with the bias is decreased. Finally, when the Fermi energy is large enough so that all the many-body states are already populated at $V=0$, the total charge (which is the maximum charge) on the molecule is $2e$ (both system orbitals are occupied) and is independent of the bias.

The effect of coherences is explored by solving the QME (27) without invoking the RWA. In this case we need to diagonalize the full 6×6 matrix, \hat{M} and we use Eq. (31) to compute currents numerically. In Figs. 8(a) and 8(b), we present the steady-state currents with and without the coherences, respectively. The steady-state coherences are shown in Fig. 8(c). We note that due to coherences the backward current I^{out} (dashed-dot) does not vanish for $eV+\mu_0 \neq \epsilon_s$ and is positive, although it is still maximum and negative at the resonances. This leads to the increase of the total current for smaller bias: coherences produce an effective potential that enhances the potential generated by the chemical potential difference between the leads. In Fig. 8(d) we show the change in steady-state currents due to coherences at different bias values.

VI. CONCLUSIONS

The dynamics of a quantum system connected to two metal leads with different chemical potentials is calculated

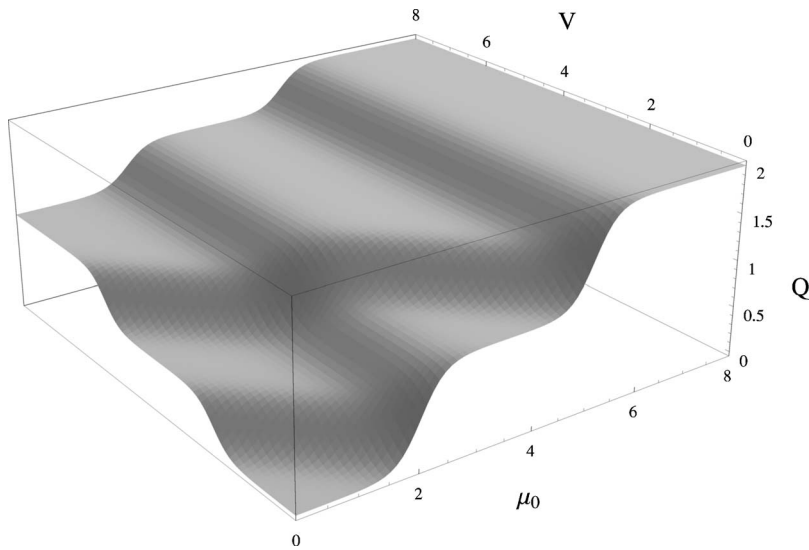


FIG. 7. Steady-state charge (Q) on the system as a function of the applied bias (V) and the Fermi energy (μ_0).

using projection operators which project the total many-body density matrix of the system into the system subspace corresponding to a fixed number of electrons n in Fock space. We derive a set of coupled dynamical equations for the n -dependent projected density matrix of the system. When summed over the different possible numbers of electrons n in

the system we get a Redfield-like QME for the system many-body density matrix. Since we treat the leads as infinite electron reservoirs, coherences between the leads and the system are not possible. As a result, electron transfer between the leads and the system occurs in an incoherent way. This amounts to eliminating the coherences between system

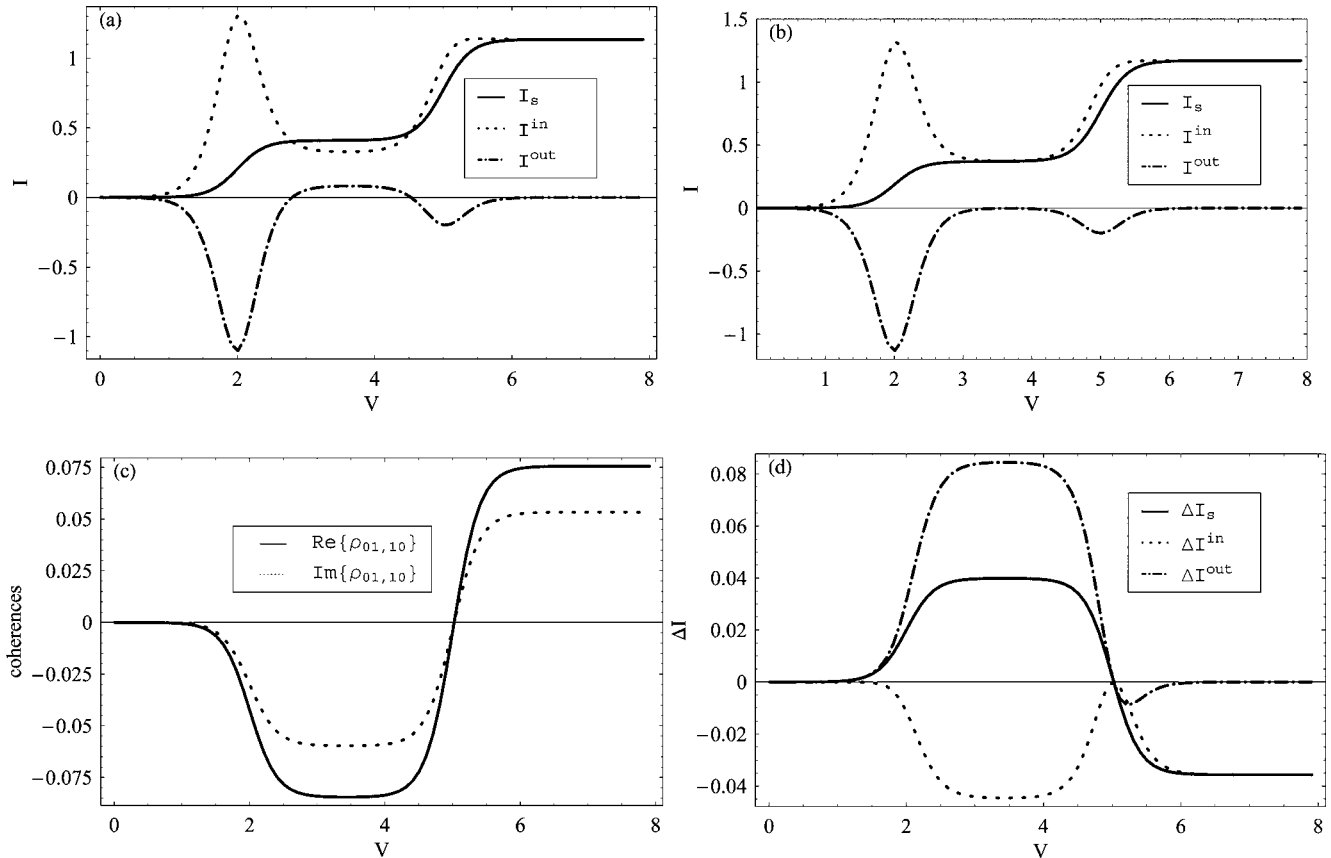


FIG. 8. (a) Steady-state currents obtained by solving Eqs. (31) and (32) and (b) without coherences, Eq. (35). Comparing to (a), we note that in the absence of coherences, I^{out} is significant only at the resonances and is always negative. (c) The steady-state coherences in the system and (d) change in the steady-state currents due to coherences. The couplings are $T_1^L=0.4$, $T_2^L=0.7$, $T_1^R=0.4$, $T_2^R=0.2$ and $\mu_0=0$ all in units of eV .

many-body states with different n (FSC) leading to a drastic reduction of the many-body system space. By studying the transient and steady-state transport properties of a coupled QD system for arbitrary bias, we showed that coherences between the many-body levels corresponding to a same n can affect the transport properties of the quantum system. In the limit of high bias our equation reduces to previously derived QMEs.^{28,31} By invoking the rotating wave approximation, we showed that the populations obey an independent birth and death master equation. In this limit, the QME can be solved analytically for an arbitrary number of orbitals since the system many-body density matrix is a direct product of the individual single-orbital density matrices. Both, in the high bias limit and in the RWA, our QME assumes the Lindblad form. We note that the full QME, Eq. (10), is not of Lindblad form and may break positivity for strong lead-system couplings. Using the numerical solution of the QME for physically acceptable parameter range, we found that quantum coherences can modify the transport properties of the system.

ACKNOWLEDGMENTS

The support of the National Science Foundation (Grants No. CHE-0446555 and No. CBC-0533162) and NIRT (Grant No. EEC 0303389) is gratefully acknowledged. M.E. is also supported by the FNRS Belgium (collaborateur scientifique).

APPENDIX A: DERIVATION OF THE QUANTUM MASTER EQUATION

In order to compute the time dependence of $\rho^n(t)$ we start with the Liouville equation for the total density matrix, ρ_T .

$$\frac{\partial \tilde{\rho}_T}{\partial t} = -i[\tilde{H}_T(t), \tilde{\rho}_T(t)], \quad (\text{A1})$$

where $\tilde{\rho}_T(t)$ represents the many-body density matrix and \tilde{H}_T is the coupling Hamiltonian, both in the interaction picture.

$$\tilde{\rho}_T(t) \equiv e^{iH_0 t} \rho_T(t) e^{-iH_0 t}, \quad (\text{A2})$$

where $H_0 = H_s + H_L + H_R$ and $\rho_T(t)$ is in the Schrödinger picture evolving with the total Hamiltonian, H . The interaction picture operators are similarly defined by

$$\tilde{H}_T(t) \equiv e^{iH_0 t} H_T e^{-iH_0 t}. \quad (\text{A3})$$

Substituting H_T from Eq. (5) in Eq. (A1), multiplying by \mathcal{P}_n from both sides, taking a trace over the leads space and using Eq. (9), we obtain the equation of motion for $\tilde{\rho}^n$.

$$\frac{\partial \tilde{\rho}^n(t)}{\partial t} = -i \sum_{s\nu} T_{s\nu} [A_{s\nu}(t) - B_{s\nu}(t)] + \text{H.c.} \quad (\text{A4})$$

where

$$A_{s\nu}(t) = e^{i\epsilon_{s\nu} t} \text{Tr}_{\text{lead}} \{ c_s^\dagger c_\nu \mathcal{P}_{n-1} \tilde{\rho}_T(t) \mathcal{P}_n \},$$

$$B_{s\nu}(t) = e^{i\epsilon_{s\nu} t} \text{Tr}_{\text{lead}} \{ \mathcal{P}_n \tilde{\rho}_T(t) \mathcal{P}_{n+1} c_s^\dagger c_\nu \}, \quad (\text{A5})$$

and $\epsilon_{s\nu} = \epsilon_s - \epsilon_\nu$. In deriving Eq. (A4), we have used the relations

$$\mathcal{P}_n c_s^\dagger c_\nu = c_s^\dagger c_\nu \mathcal{P}_{n-1}, \quad \mathcal{P}_n c_\nu^\dagger c_s = c_\nu^\dagger c_s \mathcal{P}_{n+1}. \quad (\text{A6})$$

Differentiating both sides of Eq. (A5) with respect to time and using Eq. (A1), we obtain

$$\begin{aligned} \frac{\partial A_{s\nu}(t)}{\partial t} &= i\epsilon_{s\nu} A_{s\nu}(t) - ie^{i\epsilon_{s\nu} t} \sum_{s'v'} e^{-i\epsilon_{s'v'} t} \\ &\quad \times \{ T_{s'v'}^* [c_s^\dagger c_{s'} \text{Tr}_{\text{lead}} \{ c_\nu c_{v'}^\dagger \mathcal{P}_n \tilde{\rho}_T(t) \mathcal{P}_n \}] \\ &\quad - c_s^\dagger \text{Tr}_{\text{lead}} \{ c_\nu \mathcal{P}_{n-1} \tilde{\rho}_T(t) \mathcal{P}_{n-1} c_{s'}^\dagger \} c_{s'} \\ &\quad + T_{s'v'} [c_s^\dagger \text{Tr}_{\text{lead}} \{ c_\nu \mathcal{P}_{n-1} \tilde{\rho}_T(t) \mathcal{P}_{n+1} c_{v'} \} c_{s'}^\dagger \\ &\quad - c_s^\dagger c_{s'}^\dagger \text{Tr}_{\text{lead}} \{ c_\nu c_{v'} \mathcal{P}_{n-2} \tilde{\rho}_T(t) \mathcal{P}_n \} \}, \end{aligned} \quad (\text{A7})$$

$$\begin{aligned} \frac{\partial B_{s\nu}(t)}{\partial t} &= i\epsilon_{s\nu} B_{s\nu}(t) - ie^{i\epsilon_{s\nu} t} \sum_{s'v'} e^{-i\epsilon_{s'v'} t} \\ &\quad \times \{ T_{s'v'}^* [c_{s'} \text{Tr}_{\text{lead}} \{ c_{v'}^\dagger \mathcal{P}_{n+1} \tilde{\rho}_T(t) \mathcal{P}_{n+1} c_\nu \} c_s^\dagger \\ &\quad - \text{Tr}_{\text{lead}} \{ \mathcal{P}_n \tilde{\rho}_T(t) \mathcal{P}_n c_{v'}^\dagger c_\nu \} c_{s'} c_s^\dagger \\ &\quad + T_{s'v'} [\text{Tr}_{\text{lead}} \{ \mathcal{P}_n \tilde{\rho}_T(t) \mathcal{P}_{n+2} c_{v'} c_\nu \} c_s^\dagger c_s^\dagger \\ &\quad - c_{s'}^\dagger \text{Tr}_{\text{lead}} \{ c_{v'} \mathcal{P}_{n-1} \tilde{\rho}_T(t) \mathcal{P}_{n+1} c_\nu \} c_s^\dagger \}. \end{aligned} \quad (\text{A8})$$

This hierarchy involves successively higher coherences in Fock space. The first term in the right-hand side of Eqs. (A7) and (A8) represents the oscillatory time evolution due to the free molecule Hamiltonian. The other terms represent the evolution due to the coupling with the leads and involve populations and two-electron coherences in the molecule.

We approximate each lead as a free electron gas described by the grand canonical density matrix $\rho_B(t) = \rho_L \rho_R$, where ρ_L and ρ_R are the density matrices for the left and the right leads with chemical potentials μ_L and μ_R , respectively. We assume that the two leads have an infinite capacitance and are not affected by the weak coupling to the system. Both leads are therefore at equilibrium with their respective chemical potentials and the FSC in the leads vanish. This results in the loss of coherences between states with different number of electrons in the molecule and Eqs. (A7) and (A8) take the form

$$\begin{aligned} \frac{\partial A_{s\nu}(t)}{\partial t} &= i\epsilon_{s\nu} A_{s\nu}(t) - ie^{i\epsilon_{s\nu} t} \sum_{s'v'} e^{-i\epsilon_{s'v'} t} T_{s'v'}^* \\ &\quad \times [c_s^\dagger c_{s'} \tilde{\rho}^n(t) \mathcal{C}_{\nu\nu'}(t-t') - c_s^\dagger \tilde{\rho}^{n-1}(t) c_{s'} \mathcal{D}_{\nu\nu'}(t-t')], \end{aligned} \quad (\text{A9})$$

$$\begin{aligned} \frac{\partial B_{s\nu}(t)}{\partial t} &= i\epsilon_{s\nu} B_{s\nu}(t) - ie^{i\epsilon_{s\nu} t} \sum_{s'v'} e^{-i\epsilon_{s'v'} t} T_{s'v'}^* \\ &\quad \times [c_{s'} \tilde{\rho}^{n+1}(t) c_s^\dagger \mathcal{C}_{\nu\nu'}(t-t') - \tilde{\rho}^n(t) c_{s'} c_s^\dagger \mathcal{D}_{\nu\nu'}(t-t')], \end{aligned} \quad (\text{A10})$$

where $\mathcal{C}_{\nu\nu'}(t-t') = \text{Tr}_{\text{lead}} \{ c_\nu(t) c_{\nu'}^\dagger(t') \rho_B \}$ and $\mathcal{D}_{\nu\nu'}(t-t') = \text{Tr}_{\text{lead}} \{ c_{\nu'}^\dagger(t') c_\nu(t) \rho_B \}$ are the correlation functions for the leads.

The formal solution of Eqs. (A9) and (A10) is

$$A_{sv}(t) = -ie^{i\epsilon_s t} \int_0^t dt' \sum_{s'v'} e^{-i\epsilon_{s'} t'} T_{s'v'}^* [c_s^\dagger c_{s'} \tilde{\rho}^n(t') C_{vv'}(t-t')] - c_s^\dagger \tilde{\rho}^{n-1}(t') c_{s'} \mathcal{D}_{vv'}(t-t'), \quad (\text{A11})$$

$$B_{sv}(t) = -ie^{i\epsilon_s t} \int_0^t dt' \sum_{s'v'} e^{-i\epsilon_{s'} t'} T_{s'v'}^* [c_s^\dagger \tilde{\rho}^{n+1}(t') c_s^\dagger C_{vv'}(t-t')] - \tilde{\rho}^n(t') c_{s'} c_s^\dagger \mathcal{D}_{vv'}(t-t'). \quad (\text{A12})$$

Since the leads are at equilibrium, their correlation functions are

$$C_{vv'}(\tau) = \delta_{vv'}(1-f_\nu) e^{-i\epsilon_\nu \tau}, \quad (\text{A13})$$

$$\mathcal{D}_{vv'}(\tau) = \delta_{vv'} f_\nu e^{-i\epsilon_\nu \tau}, \quad (\text{A14})$$

where $f_\nu = [\exp\{\beta(\epsilon_\nu - \mu_\nu)\} + 1]^{-1}$ with $\mu_\nu = \mu_L$ or μ_R , $\nu = l, r$.

Substituting Eqs. (A11) and (A12) in Eq. (A4) and making the change of variable, $t-t' = \tau$, we obtain

$$\frac{\partial \tilde{\rho}^n(t)}{\partial t} = \sum_{ss'} \int_0^t d\tau e^{i\epsilon_{ss'} \tau} [\alpha_{ss'}(\tau) c_{s'}(-\tau) \tilde{\rho}^{n+1}(t-\tau) c_s^\dagger - \beta_{ss'}(\tau) \tilde{\rho}^n(t-\tau) c_{s'}(-\tau) c_s^\dagger - \alpha_{ss'}(\tau) c_s^\dagger c_{s'}(-\tau) \tilde{\rho}^n(t-\tau) + \beta_{ss'}(\tau) c_s^\dagger \tilde{\rho}^{n-1}(t-\tau) c_{s'}(-\tau)] + \text{H.c.}, \quad (\text{A15})$$

where $\epsilon_{ss'} = \epsilon_s - \epsilon_{s'}$ and we have used the notation

$$\alpha_{ss'}(\tau) = \sum_{vv'} T_{sv} T_{s'v'}^* C_{vv'}(\tau) = \sum_\nu T_{sv} T_{s'v}^* (1-f_\nu) e^{-i\epsilon_\nu \tau},$$

$$\beta_{ss'}(\tau) = \sum_{vv'} T_{sv} T_{s'v'}^* \mathcal{D}_{vv'}(\tau) = \sum_\nu T_{sv} T_{s'v}^* f_\nu e^{-i\epsilon_\nu \tau}. \quad (\text{A16})$$

Transforming Eq. (A15) back to the Schrödinger picture, we obtain

$$\frac{\partial \rho^n(t)}{\partial t} = -i[H_s, \rho^n(t)] + \sum_{ss'} \int_0^t d\tau [\alpha_{ss'}(\tau) e^{-iH_0 \tau} c_{s'} \rho^{n+1}(t-\tau) \times e^{iH_0 \tau} c_s^\dagger - \alpha_{ss'}(\tau) c_s^\dagger e^{-iH_0 \tau} c_{s'} \rho^n(t-\tau) e^{iH_0 \tau} - \beta_{ss'}(\tau) e^{-iH_0 \tau} \rho^n(t-\tau) c_{s'} e^{iH_0 \tau} c_s^\dagger + \beta_{ss'}(\tau) c_s^\dagger e^{-iH_0 \tau} \rho^{n-1}(t-\tau) c_{s'} e^{iH_0 \tau}] + \text{H.c.} \quad (\text{A17})$$

We next expand the density matrix $\rho^n(t-\tau)$ perturbatively in the coupling with the leads,

$$\rho^n(t-\tau) = e^{-iH_0(t-\tau)} \rho^n e^{iH_0(t-\tau)} + \mathcal{O}(T)$$

$$= e^{iH_0 \tau} \rho^n(t) e^{-iH_0 \tau} + \mathcal{O}(T), \quad (\text{A18})$$

where $\mathcal{O}(T)$ represents terms that depend on the leads-molecule coupling. Substituting Eq. (A18) in Eq. (A17) and keeping terms to second order in the coupling, we obtain

$$\frac{\partial \rho^n(t)}{\partial t} = -i[H_s, \rho^n(t)] + \sum_{ss'} \int_0^t d\tau [\alpha_{ss'}(\tau) c_{s'}(-\tau) \rho^{n+1}(t) c_s^\dagger - \beta_{ss'}(\tau) \rho^n(t) c_{s'}(-\tau) c_s^\dagger - \alpha_{ss'}(\tau) c_s^\dagger c_{s'}(-\tau) \rho^n(t) + \beta_{ss'}(\tau) c_s^\dagger \rho^{n-1}(t) c_{s'}(-\tau)] + \text{H.c.} \quad (\text{A19})$$

where $c_s(\tau) = e^{-i\epsilon_s \tau} c_s$. Making the Markov approximation (assuming that the lead correlation time is short compared to the time evolution of ρ^n), the time integration in Eq. (A19) can be extended to infinity and the equation becomes local in time.

Substituting Eqs. (A13) in Eq. (A19) and carrying out the time integration, we finally obtain Eq. (10). Note that a similar derivation can be done in Liouville space^{15,45} by defining the Liouville space projection operator \mathcal{C}_n , $\mathcal{C}_n \rho_T = \rho^n \rho_B$.

APPENDIX B: QME IN THE LOCAL BASIS

In this section, we recover Gurvitz's²⁸ results starting from our QME (10) for a QD system. Gurvitz considered a system of two QD connected in series between two leads. We denote the left and right QD by a and b , respectively. We therefore need to transform the QME to the local basis representation. Let us define the unitary transformation matrix U which changes the system eigenbasis to local basis (denoted by indices i, j , where $i = a, b$ and $j = a, b$). We have $\sum_i U_{si}^\dagger U_{is'} = \delta_{ss'}$. The transformed Hamiltonian (1) in local basis then reads as

$$H = \sum_{ij} \epsilon_{ij} c_i^\dagger c_j + \sum_l \epsilon_l c_l^\dagger c_l + \sum_r \epsilon_r c_r^\dagger c_r + \sum_{iv} [T_{iv} c_i^\dagger c_v + T_{iv}^* c_v^\dagger c_i], \quad (\text{B1})$$

with

$$c_s = \sum_i U_{si}^\dagger c_i, \quad c_s^\dagger = \sum_i c_i^\dagger U_{si}, \quad \epsilon_{ss} = \sum_{ij} U_{si}^\dagger \epsilon_{ij} U_{js},$$

$$T_{sv} = \sum_i U_{si}^\dagger T_{iv}, \quad T_{sv}^* = \sum_i U_{si} T_{iv}. \quad (\text{B2})$$

Applying the unitary transformation, the QME can be transformed into the local basis set as

$$\frac{\partial \rho^n(t)}{\partial t} = -i \sum_{ij} \epsilon_{ij} [c_i^\dagger c_j, \rho^n(t)] + \sum_{ij} [\alpha_{ji} c_i \rho^{n+1}(t) c_j^\dagger - \beta_{ji} \rho^n(t) c_i c_j^\dagger - \alpha_{ij} c_i^\dagger c_j \rho^n(t) + \beta_{ij} c_i^\dagger \rho^{n-1}(t) c_j] + \text{H.c.}, \quad (\text{B3})$$

where

$$\alpha_{ij} = \sum_{ss'} U_{is} \alpha_{ss'} U_{s'j}^\dagger,$$

$$\beta_{ij} = \sum_{ss'} U_{is} \beta_{ss'} U_{s'j}^\dagger. \quad (\text{B4})$$

Thus the QME structure remains the same. Note that even if we assume that the bath correlation function is diagonal in

eigenstate, i.e., $\alpha_{ss'}$ and $\beta_{ss'}$ are diagonal (which is equivalent to the rotating wave approximation, Sec. III), so that the coherences become decoupled from the populations, in local basis however, since α_{ij} and β_{ij} are not diagonal [see Eq. (B4)], the populations and coherences are still coupled. These coherences in the local basis, which are different from the coherences in eigenspace studied here, were analyzed by Gurvitz and Prager.²⁸ Our QME (B3) can be applied to Gurvitz's model of two QDs coupled in series, described by the Hamiltonian (1)

$$H_s = \sum_{ij} \epsilon_{ij} c_i^\dagger c_j,$$

$$H_L = \sum_l \epsilon_l c_l^\dagger c_l, \quad H_R = \sum_r \epsilon_r c_r^\dagger c_r,$$

$$H_T = \sum_{iv} \Omega_v (c_v^\dagger c_i + c_v c_i^\dagger), \quad (\text{B5})$$

where system Hamiltonian $\epsilon_{aa} = \epsilon_a$, $\epsilon_{bb} = \epsilon_b$, and $\epsilon_{ab} = \epsilon_{ba} = \Omega_0$ is the coupling between two dots. In the reduced Liouville space, where FSC are zero, we use the notation $\langle n_a n_b | \tilde{\rho} | n'_a n'_b \rangle = \tilde{\rho}_{n_a n_b, n'_a n'_b}$ in the local basis where $n_a (n_b)$ is the occupation of QD a and b , respectively. The density matrix in the reduced Liouville space is given by the vector $\tilde{\rho} = (\tilde{\rho}_{00,00}, \tilde{\rho}_{01,01}, \tilde{\rho}_{10,10}, \tilde{\rho}_{11,11}, \tilde{\rho}_{01,10}, \tilde{\rho}_{10,01})$. Using Eq. (B3), the time evolution of elements of the many-body density matrix in the local basis is given by

$$\dot{\tilde{\rho}} = \hat{\mathcal{M}} \tilde{\rho}, \quad (\text{B6})$$

where

$$\hat{\mathcal{M}} = \begin{pmatrix} -2 \operatorname{Re}(\beta_{aa} + \beta_{bb}) & 2 \operatorname{Re} \alpha_{bb} & 2 \operatorname{Re} \alpha_{aa} & 0 & \alpha_{ab} + \alpha_{ba}^* & \alpha_{ba} + \alpha_{ab}^* \\ 2 \operatorname{Re} \beta_{bb} & -2 \operatorname{Re}(\alpha_{bb} + \beta_{aa}) & 0 & 2 \operatorname{Re} \alpha_{aa} & i\Omega_0 - \alpha_{ba}^* + \beta_{ab} & -i\Omega_0 - \alpha_{ba} - \beta_{ab}^* \\ 2 \operatorname{Re} \beta_{aa} & 0 & -2 \operatorname{Re}(\alpha_{aa} + \beta_{bb}) & 2 \operatorname{Re} \alpha_{bb} & -i\Omega_0 - \alpha_{ab} + \beta_{ba}^* & i\Omega_0 - \alpha_{ab}^* + \beta_{ba} \\ 0 & 2 \operatorname{Re} \beta_{aa} & 2 \operatorname{Re} \beta_{bb} & -2 \operatorname{Re}(\alpha_{aa} + \alpha_{bb}) & -\beta_{ab} - \beta_{ba}^* & -\beta_{ab}^* - \beta_{ba} \\ \beta_{ba} + \beta_{ab}^* & i\Omega_0 - \alpha_{ab}^* + \beta_{ba} & -i\Omega_0 - \alpha_{ba} + \beta_{ab}^* & -\alpha_{ba} - \alpha_{ab}^* & -\mathcal{X} & 0 \\ \beta_{ab} + \beta_{ba}^* & -i\Omega_0 - \alpha_{ab} + \beta_{ba} & i\Omega_0 - \alpha_{ba} + \beta_{ab} & -\alpha_{ab} - \alpha_{ba}^* & 0 & -\mathcal{X}^* \end{pmatrix}, \quad (\text{B7})$$

and $\mathcal{X} = \alpha_{aa}^* + \beta_{aa}^* + \alpha_{bb} + \beta_{bb} + i(\epsilon_a - \epsilon_b)$. Note that $\alpha_{ij} = \alpha_{ij}^L + \alpha_{ij}^R$ and $\beta_{ij} = \beta_{ij}^L + \beta_{ij}^R$. As done in Ref. 28, we assume a large external bias ($\mu_0 + eV > \epsilon_a, \epsilon_b > \mu_0$) so that the Fermi function for left lead is always 1 (occupied states) and that for the right lead is always zero (unoccupied states). In this limit electrons are always transferred from left to the right lead and the reverse transport vanishes, i.e., $\alpha_{ij}^R = \beta_{ij}^R = 0$. We further assume that the bath correlation functions are real and that the lead's density of state is a constant (wide-band approximation). Substituting Eqs. (A16) in (B4), it is easy to show that

$$\alpha_{ij} = \pi n_R T_i^R T_j^{*R}, \quad \beta_{ij} = \pi n_L T_i^L T_j^{*L}. \quad (\text{B8})$$

Since $T_a^R = T_b^L = 0$, $\alpha_{aa} = \alpha_{ab} = \beta_{ab} = \beta_{bb} = 0$, and $T_a = \Omega_L$, $T_b = \Omega_R$, we obtain

$$\alpha_{bb} = \pi n_R |\Omega_R|^2, \quad \beta_{aa} = \pi n_L |\Omega_L|^2, \quad (\text{B9})$$

which is same as $\Gamma_{L(R)}$ defined in Eq. 3.4 in Ref. 28. The matrix $\hat{\mathcal{M}}$ then simplifies to

$$\hat{\mathcal{M}} = \begin{pmatrix} -2 \operatorname{Re} \beta_{aa} & 2 \operatorname{Re} \alpha_{bb} & 0 & 0 & 0 & 0 \\ 0 & -2 \operatorname{Re}(\alpha_{bb} + \beta_{aa}) & 0 & 0 & i\Omega_0 & -i\Omega_0 \\ 2 \operatorname{Re} \beta_{aa} & 0 & 0 & 2 \operatorname{Re} \alpha_{bb} & -i\Omega_0 & i\Omega_0 \\ 0 & 2 \operatorname{Re} \beta_{aa} & 0 & -2 \operatorname{Re} \alpha_{bb} & 0 & 0 \\ 0 & i\Omega_0 & -i\Omega_0 & 0 & +i(\epsilon_a - \epsilon_b) - \beta_{aa}^* - \alpha_{bb} & 0 \\ 0 & -i\Omega_0 & i\Omega_0 & 0 & 0 & -i(\epsilon_a - \epsilon_b) - \beta_{aa} - \alpha_{bb}^* \end{pmatrix}. \quad (\text{B10})$$

We note that populations and coherences are coupled together only through the nondiagonal terms in the free (system) Hamiltonian Ω_0 . The set of Eqs. (B6) then can be written explicitly as

$$\frac{\partial \rho_{00}^n}{\partial t} = -2 \operatorname{Re} \beta_{aa} \rho_{00}^n(t) + 2 \operatorname{Re} \alpha_{bb} \rho_{22}^{n+1}(t), \quad (\text{B11})$$

$$\begin{aligned} \frac{\partial \rho_{11}^n}{\partial t} = & i\Omega_0[\rho_{12}^n(t) - \rho_{21}^n(t)] + 2 \operatorname{Re} \beta_{aa} \rho_{00}^{n-1}(t) \\ & + 2 \operatorname{Re} \alpha_{bb} \rho_{33}^{n+1}(t), \end{aligned} \quad (\text{B12})$$

$$\frac{\partial \rho_{22}^n}{\partial t} = i\Omega_0[\rho_{21}^n(t) - \rho_{12}^n(t)] - 2 \operatorname{Re}(\alpha_{bb} + \beta_{aa}) \rho_{22}^n(t), \quad (\text{B13})$$

$$\frac{\partial \rho_{33}^n}{\partial t} = 2 \operatorname{Re} \beta_{aa} \rho_{22}^{n-1}(t) - 2 \operatorname{Re} \alpha_{bb} \rho_{33}^n(t) \quad (\text{B14})$$

$$\begin{aligned} \frac{\partial \rho_{12}^n}{\partial t} = & i\epsilon_{ba} \rho_{12}^n(t) + i\Omega_0[\rho_{11}^n(t) - \rho_{22}^n(t)] \\ & - 2 \operatorname{Re}(\alpha_{aa} + \beta_{aa}) \rho_{12}^n(t). \end{aligned} \quad (\text{B15})$$

The only difference between Eqs. (B11)–(B15) and Eqs. (4.10a)–(4.10e) of Ref. 28 is in the bookkeeping of electrons. In our case n is the number of electrons in the system whether in Ref. 28 n is the number of electron collected in the right lead. However, since we are in the large bias limit, the two are directly related and after summing over n , so that $\sum_n \rho_{ij}^n = \sum_n \rho_{ij}^{n\pm 1} = \rho_{ij}$, Eqs. (B11)–(B15) become identical to Gurvitz's equations.

APPENDIX C: RWA SOLUTION FOR POPULATIONS AND COHERENCES

In the RWA, populations and coherences evolve independently. As discussed in the main text, the population dynamics described by Eq. (27) obey a birth and death master equation. By diagonalizing the 4×4 generator of the population dynamics and using (33) we obtain (here α_{ss} and β_{ss} are the real parts of α and β defined in Eqs. (17) and (18), respectively).

$$\begin{aligned} \rho_{00,00}(t) = & \frac{\alpha_{11}\alpha_{22}}{\beta_{11}\beta_{22}} C_2 - \frac{\alpha_{22}}{\beta_{22}} C_3 e^{-2(\alpha_{11}+\beta_{11})t} - \frac{\alpha_{11}}{\beta_{11}} C_4 e^{-2(\alpha_{22}+\beta_{22})t} \\ & + C_1 e^{-2(\alpha_{11}+\beta_{11}+\alpha_{22}+\beta_{22})t}, \end{aligned}$$

$$\begin{aligned} \rho_{11,11}(t) = & C_2 + C_3 e^{-2(\alpha_{11}+\beta_{11})t} + C_4 e^{-2(\alpha_{22}+\beta_{22})t} \\ & + C_1 e^{-2(\alpha_{11}+\beta_{11}+\alpha_{22}+\beta_{22})t}, \end{aligned}$$

$$\begin{aligned} \rho_{01,01}(t) = & \frac{\alpha_{11}}{\beta_{11}} C_2 - C_3 e^{-2(\alpha_{11}+\beta_{11})t} + \frac{\alpha_{11}}{\beta_{11}} C_4 e^{-2(\alpha_{22}+\beta_{22})t} \\ & - C_1 e^{-2(\alpha_{11}+\beta_{11}+\alpha_{22}+\beta_{22})t}, \end{aligned}$$

$$\begin{aligned} \rho_{10,10}(t) = & \frac{\alpha_{22}}{\beta_{22}} C_2 + \frac{\alpha_{22}}{\beta_{22}} C_3 e^{-2(\alpha_{11}+\beta_{11})t} - C_4 e^{-2(\alpha_{22}+\beta_{22})t} \\ & - C_1 e^{-2(\alpha_{11}+\beta_{11}+\alpha_{22}+\beta_{22})t}, \end{aligned} \quad (\text{C1})$$

where the coefficients C_1 – C_4 are related to the initial density matrix as follows:

$$C_2 = \frac{\beta_{11}\beta_{22}}{D},$$

$$\begin{aligned} C_3 = & \frac{\alpha_{11}\beta_{22}}{D} [\rho_{11,11}(0) + \rho_{10,10}(0)] \\ & - \frac{\beta_{11}\beta_{22}}{D} [\rho_{00,00}(0) + \rho_{01,01}(0)], \end{aligned}$$

$$\begin{aligned} C_4 = & \frac{\alpha_{22}\beta_{11}}{D} [\rho_{01,01}(0) + \rho_{11,11}(0)] \\ & - \frac{\beta_{11}\beta_{22}}{D} [\rho_{00,00}(0) + \rho_{10,10}(0)], \end{aligned}$$

$$\begin{aligned} C_1 = & \frac{1}{D} [\beta_{11}\beta_{22}\rho_{00,00}(0) - \alpha_{11}\beta_{22}\rho_{10,10}(0) \\ & - \alpha_{22}\beta_{11}\rho_{01,01}(0) + \alpha_{11}\alpha_{22}\rho_{11,11}(0)], \end{aligned} \quad (\text{C2})$$

where $\rho_{00,00}(0) + \rho_{01,01}(0) + \rho_{10,10}(0) + \rho_{11,11}(0) = 1$ and $D = (\alpha_{11} + \beta_{11})(\alpha_{22} + \beta_{22})$. The time-dependence of coherences is solely determined by the element \mathcal{X} of matrix $\hat{\mathcal{M}}$

$$\rho_{01,10}(t) = e^{-i\epsilon_{12}t} e^{-(\alpha_{11}^* + \beta_{11}^* + \alpha_{22} + \beta_{22})t} \rho_{01,10}(0). \quad (\text{C3})$$

and $\rho_{10,01} = \rho_{01,10}^*$. When the bath correlation functions are real, coherences oscillate with Bohr frequency (ϵ_{12}) of the system.

The steady state populations are given by

$$\begin{aligned} \rho_{11,11} &= \frac{1}{D} \beta_{11} \beta_{22}, & \rho_{00,00} &= \frac{1}{D} \alpha_{11} \alpha_{22} \\ \rho_{01,01}^1 &= \frac{1}{D} \alpha_{11} \beta_{22}, & \rho_{10,10}^1 &= \frac{1}{D} \beta_{11} \alpha_{22}. \end{aligned} \quad (\text{C4})$$

Note that steady state coherences are zero. Using Eq. (C4) in (29) it is then easy to show that the total steady state charge on the system is

$$Q_s = \sum_s \frac{\beta_{ss}}{\alpha_{ss} + \beta_{ss}}. \quad (\text{C5})$$

- *Also at Center for Nonlinear Phenomena and Complex Systems, Universite Libre de Bruxelles, Code Postal 231, Campus Plaine, B-1050 Brussels, Belgium.
- ¹M. A. Reed, C. Zhou, C. J. Muller, T. P. Burgin, and J. M. Tour, *Science* **278**, 252 (1997).
 - ²H. Park, J. Park, A. K. L. Lim, E. H. Anderson, A. P. Alivisatos, and P. L. McEuen, *Nature (London)* **407**, 57 (2000).
 - ³T. Dadosh, Y. Gordin, R. Krahne, I. Khivrich, D. Mahalu, V. Frydman, J. Sperling, A. Yacoby, and I. Bar-Joseph, *Nature (London)* **436**, 677 (2005).
 - ⁴M. Avinun-Kalish, M. Heiblum, O. Zarchin, D. Mahalu, and V. Umansky, *Nature (London)* **436**, 529 (2005).
 - ⁵H. Ohtani, R. J. Wilson, S. Chiang, and C. M. Mate, *Phys. Rev. Lett.* **60**, 2398 (1988).
 - ⁶B. C. Stipe, M. A. Rezaei, and W. Ho, *Science* **280**, 1732 (1998); S. W. Wu, G. V. Nazin, X. Chen, X. H. Qiu, and W. Ho, *Phys. Rev. Lett.* **93**, 236802 (2004); W. Ho, *J. Chem. Phys.* **117**, 11033 (2002).
 - ⁷A. Nitzan, *Annu. Rev. Phys. Chem.* **52**, 681 (2001).
 - ⁸A. Nitzan and M. A. Ratner, *Nature (London)* **300**, 1384 (2003); M. Ratner, *ibid.* **435**, 575 (2005).
 - ⁹R. H. M. Smit, Y. Noat, C. Untied, N. D. Lang, M. C. van Hermer, and J. M. van Ruitenbeek, *Nature (London)* **419**, 906 (2002).
 - ¹⁰W. A. Hofer, A. S. Foster, and A. L. Shluger, *Rev. Mod. Phys.* **75**, 1287 (2003).
 - ¹¹P. Sautet, *Chem. Rev. (Washington, D.C.)* **97**, 1097 (1997).
 - ¹²A. Pecchia and A. Di. Carlo, *Rep. Prog. Phys.* **67**, 1497 (2004).
 - ¹³C. A. Stafford and Ned S. Wingreen, *Phys. Rev. Lett.* **76**, 1916 (1996).
 - ¹⁴W. G. van der Wiel, S. De Franceschi, J. M. Elzerman, T. Fujisawa, S. Tarucha, and L. P. Kouwenhoven, *Rev. Mod. Phys.* **75**, 1 (2003).
 - ¹⁵S. Mukamel, *Principles of Nonlinear Optical Spectroscopy* (Oxford University Press, New York, 1995).
 - ¹⁶C. Cohen-Tannoudji, J. Dupont-Roc, and G. Grynberg, *Atom-Photon Interactions: Basics Processes and Applications* (Wiley, New York, 1992).
 - ¹⁷P. Sautet and C. Joachim, *Phys. Rev. B* **38**, 12238 (1988); J. Cerda, M. A. Van Hove, P. Sautet, and M. Salmeron, *ibid.* **56**, 15885 (1997); P. Sautet and C. Joachim, *Chem. Phys. Lett.* **185**, 23 (1991).
 - ¹⁸H. Bruus and K. Flensberg, *Many-Body Quantum Theory in Condensed Matter Physics* (Oxford University Press, New York, 2006).
 - ¹⁹H. Haug and A.-P. Jauho, *Quantum Kinetics in Transport and Optics of Semiconductors* (Springer, Berlin, 1995).
 - ²⁰C. Caroli, R. Combescot, P. Nozieres, and D. S.-James, *J. Phys. C* **5**, 21 (1972); M. Galperin, M. A. Ratner, and A. Nitzan, *J. Chem. Phys.* **121**, 11965 (2004); T. Mii, S. G. Tikhodeev, and H. Ueba, *Phys. Rev. B* **68**, 205406 (2003); U. Harbola, J. Madox, and S. Mukamel, *ibid.* **73**, 205404 (2006).
 - ²¹S. Datta, *Electronic Transport in Mesoscopic Systems* (Cambridge University Press, Cambridge, 1997).
 - ²²H.-P. Breuer and F. Petruccione, *The Theory of Open Quantum Systems* (Oxford University Press, Oxford, 2002).
 - ²³F. Haake, *Statistical Treatment of Open Systems*, Springer Tracts in Modern Physics Vol. 66 (Springer, Berlin, 1973).
 - ²⁴H. Spohn, *Rev. Mod. Phys.* **53**, 569 (1980).
 - ²⁵C. W. Gardiner and P. Zoller, *Quantum Noise* (Springer, Berlin, 2000).
 - ²⁶U. Weiss, *Quantum Dissipative Systems*, 2nd ed. (World Scientific, Singapore, 2000).
 - ²⁷Ph. Brune, C. Bruder, and H. Schoeller, *Phys. Rev. B* **56**, 4730 (1997).
 - ²⁸S. A. Gurvitz and Ya. S. Prager, *Phys. Rev. B* **53**, 15932 (1996).
 - ²⁹J. Rammer, A. L. Shelankov, and J. Wabnig, *Phys. Rev. B* **70**, 115327 (2004).
 - ³⁰J. N. Pedersen and A. Wacker, *Phys. Rev. B* **72**, 195330 (2005).
 - ³¹X. Q. Li, J. Luo, Y. G. Yang, P. Cui, and Y. J. Yan, *Phys. Rev. B* **71**, 205304 (2005).
 - ³²S. Welack, M. Schreiber, and U. Kleinekathofer, *J. Chem. Phys.* **124**, 044712 (2006).
 - ³³J. Fransson and M. Rasander, *Phys. Rev. B* **73**, 205333 (2006).
 - ³⁴P. Sautet and C. Joachim, *Chem. Phys. Lett.* **153**, 511 (1988); P. Sautet and C. Joachim, *Chem. Phys.* **135**, 99 (1989); P. Sautet and C. Joachim, *Ultramicroscopy* **42**, 115 (1992).
 - ³⁵S. Mukamel, *Phys. Rev. Lett.* **42**, 168 (1979).
 - ³⁶H. Sprekeler, G. Kiesslich, A. Wacker, and E. Schöll, *Phys. Rev. B* **69**, 125328 (2004).
 - ³⁷Since only finite number of electrons can reside in the system, the sum over n is restricted. It goes from 0 to an upper cutoff (M) which is the number of orbitals in the system. So that $\rho(t) = \sum_{n=0}^M \rho^n(t)$. Note that $\rho^n(t)=0$ for $n>M$, and we can ignore the upper cutoff and simply write $\rho(t) = \sum_{n=0} \rho^n(t)$. This summation is different than the one used in Refs. 28 and 31 where one obtains an infinite heirarchy and in order to obtain total many-body density matrix n has to be summed from zero to infinity.
 - ³⁸D. Kohen, C. C. Marston, and D. J. Tannor, *J. Chem. Phys.* **107**, 5236 (1997).
 - ³⁹E. Geva, E. Rosenman, and D. Tannor, *J. Chem. Phys.* **113**, 1380 (2000).
 - ⁴⁰F. Haake and M. Lewenstein, *Phys. Rev. A* **28**, 3606 (1983).
 - ⁴¹A. Suárez, R. Silbey, and I. Oppenheim, *J. Chem. Phys.* **97**, 5101 (1992).
 - ⁴²P. Gaspard and M. Nagaoka, *J. Chem. Phys.* **111**, 5668 (1999).
 - ⁴³C. Bruder and H. Schoeller, *Phys. Rev. Lett.* **72**, 1076 (1994).
 - ⁴⁴S. A. Gurvitz, D. Mozyrsky, and G. P. Berman, *Phys. Rev. B* **72**, 205341 (2005).
 - ⁴⁵R. Zwanzig, *Nonequilibrium Statistical Mechanics* (Oxford University Press, New York, 2001).