

Nonequilibrium transport through a Kondo dot: Decoherence effects

J. Paaske,¹ A. Rosch,^{1,2} J. Kroha,³ and P. Wölfle¹

¹*Institut für Theorie der Kondensierten Materie, Universität Karlsruhe, 76128 Karlsruhe, Germany*

²*Institut für Theoretische Physik, Universität zu Köln, 50937 Köln, Germany*

³*Physikalisches Institut, Universität Bonn, 53115 Bonn, Germany*

(Received 12 January 2004; revised manuscript received 26 April 2004; published 4 October 2004)

We investigate the effects of voltage induced spin-relaxation in a quantum dot in the Kondo regime. Using nonequilibrium perturbation theory, we determine the joint effect of self-energy and vertex corrections to the conduction electron T-matrix in the limit of transport voltage much larger than temperature. The logarithmic divergences, developing near the different chemical potentials of the leads, are found to be cut off by spin-relaxation rates, implying that the nonequilibrium Kondo-problem remains at weak coupling as long as voltage is much larger than the Kondo temperature.

DOI: 10.1103/PhysRevB.70.155301

PACS number(s): 73.63.Kv, 72.10.Fk, 72.15.Qm

I. INTRODUCTION

Electron transport through quantum dots or point contacts possessing a degenerate ground state (e.g., a spin) is strongly influenced by the Kondo effect,¹ provided the dot is in the Coulomb blockade regime. In the linear response regime, the Kondo resonance formed at the dot at sufficiently low temperature, i.e., at or below the Kondo temperature T_K , allows for resonant tunneling, thus removing the Coulomb blockade and leading to conductances near the unitarity limit. This has been observed in various experiments on quantum dot devices.²

The Kondo resonance is quenched by either large temperature $T \gg T_K$, large magnetic field $B \gg T_K$, or a large bias voltage $V \gg T_K$. However, the mechanism of how and why the Kondo effect is suppressed is qualitatively different in the three cases. The Kondo effect arises from resonant spin-flip scattering at the Fermi energy. Temperature destroys the resonance mainly by smearing out the Fermi surface, whereas a magnetic field lifts the degeneracy of the levels on the dot and thereby prohibits resonant scattering. The effect of a bias voltage V is more subtle. It induces a splitting of the Fermi energies of the left, and the right lead. However, this splitting affects directly only resonant electron scattering from the left to the right lead, but *not* any scattering which begins and ends on the *same* lead. Yet these remaining resonant processes are suppressed by a different effect: the voltage induces a current which leads to noise and therefore to decoherence of resonant spin-flips. It is the goal of this paper to study those decoherence effects in detail.

In perturbation theory, the signature of Kondo physics is logarithmic divergences arising from (principle value) integrals of the type

$$\int_{-D}^D d\omega \frac{f(\omega)}{\omega} \sim \ln \frac{D}{E_{\text{IR}}}, \quad (1)$$

where $f(\omega)$ is the Fermi function, D a high energy cutoff (i.e., bandwidth), and E_{IR} some infrared cutoff. There are three rather different ways to cut off the logarithm, and to destroy the Kondo effect, corresponding to the three mechanisms discussed above. First, temperature broadens $f(\omega)$

leading to $E_{\text{IR}} \sim T$. Second, a magnetic field B shifts the pole with respect to the Fermi-energy, replacing $1/\omega$ by $1/\omega - B$, and in this case $E_{\text{IR}} \sim B$. The third way to quench the logarithm is to introduce a finite decoherence rate Γ_s , replacing $1/\omega$ by $\omega/\omega^2 + \Gamma_s^2$, implying $E_{\text{IR}} \sim \Gamma_s$.

The relaxation rate $\Gamma_s = \Gamma_s(V, B, T)$ and the associated decoherence effects also exist in equilibrium. In the limit of vanishing bias voltage and magnetic field, the scale Γ_s tends to a temperature dependent (Korringa) rate,³ $\Gamma_s(0, 0, T) \ll T$, which vanishes as $T \rightarrow 0$, allowing for the quantum coherent Kondo state to be formed. In the case of a finite magnetic field and zero temperature, a B - and spin-dependent rate,⁴ $\Gamma_{s,\sigma}(0, B, 0)$ remains finite for the excited state $\sigma = \downarrow$. In dynamical quantities it prohibits singular behavior at $\omega \sim B$ but it is not important for static quantities, where B eliminates all relevant singularities. In the case of a finite bias voltage V , however, the finite rate $\Gamma_s(V, 0, 0)$ is instrumental to cut off singularities even in *static* quantities for $T, B \rightarrow 0$. The Kondo effect develops only to a certain extent, depending on the ratio V/T_K .

Not only for a quantitative description of experiments in the regime $V \gg T_K$, but even for a crude qualitative understanding of Kondo physics out of equilibrium, it is necessary to identify the correct relaxation rate Γ_s . The question, how logarithmic contributions are cut off, is essential to derive the correct perturbative renormalization group description^{5,6} and to identify regimes where novel strong-coupling physics is induced out of equilibrium.

The importance of the broadening of the Zeeman levels was pointed out three decades ago by Wolf and Losee⁷ in the context of the Kondo-like tunneling anomaly observed in various tunnel junctions. Incorporating a Korringa-like, T - and B -dependent, spin-relaxation rate into Appelbaum's perturbative formula for the conductance⁸ was found to improve the agreement with experiments considerably (cf., e.g., Refs. 9 and 10). Later, in the context of quantum dots, Meir *et al.*¹¹ pointed out that, even at $T=B=0$, the finite bias-voltage induces a broadening of the Zeeman levels. In their self-consistent treatment of the Anderson model, using the non-crossing approximation (NCA), this nonequilibrium broadening was shown to suppress the Kondo peaks in the

local density of states, located at the two different Fermi levels. In Ref. 12 we showed that this NCA relaxation rate is sufficiently large to prohibit the flow toward strong coupling for $V \gg T_K$. In a perturbative study of the effects of an ac-bias, Kaminski *et al.*¹³ argued that an irradiation induced broadening serves to cut off the logarithmic divergence of the conductance as T and V tend to zero. Treatments of the Kondo model¹⁴ and related problems¹⁵ at large voltages, which neglect the influence of decoherence, find strong coupling effects even for $V \gg T_K$. Coleman *et al.*¹⁴ recently argued that this is the case because Γ_s remains sufficiently small due to a (supposed) cancellation of vertex and self-energy corrections.

To our knowledge, even to lowest order in perturbation theory, a systematic calculation of the nonequilibrium decoherence rate is still lacking. It is the objective of this paper to provide such a calculation. This is a delicate matter since self-energy, and vertex corrections may indeed cancel partially, and an infinite resummation of perturbation theory is required. Recently,^{16,17} it was demonstrated that the Majorana fermion representation for the local spin-1/2 circumvents this complication when calculating spin-spin correlation functions. In this representation, such correlators take the form of one-particle, rather than two-particle, fermionic correlation functions, and consequently only self-energy corrections have to be considered. Whether this representation will prove to be equally efficient for calculating other observables like the conduction electron T-matrix or the conductance remains to be seen.

Based on the conjecture that no unexpected cancellations occur, we have recently developed a perturbative renormalization group description⁶ of the Kondo effect at large voltages. In this approach, it was essential to include the effects of Γ_s . For usual quantum dots, the Kondo effect is sufficiently suppressed by Γ_s ,^{6,12} such that renormalized perturbation theory remains applicable at all temperatures, provided $\ln(V/T_K) \gg 1$. We argued that Γ_s , as a physically observable quantity, should be identified with the transverse spin relaxation rate $\Gamma_2 = 1/T_2$, measuring the coherence property of the local spin. (More precisely, slightly different rates enter into various physical quantities, but to leading order in $1/\ln[V/T_K]$ one can use $\Gamma_s \approx \Gamma_2$.) In this paper we show that within perturbation theory this is indeed the case, thus confirming our initial conjecture. Note that in more complex situations, for example in the case of coupled quantum dots, Γ_s can be sufficiently small¹² so that (strong coupling) physics can be induced for large voltages.

In a preceding paper,¹⁸ henceforth referred to as I, we calculated perturbatively the local magnetization and the differential conductance of a Kondo dot, including all leading logarithmic corrections in the presence of finite V and B . As effects of Γ_s are not included to this order, some logarithms were not cut off by V but appeared to diverge with $\ln(D/T)$ or $\ln(D/|V-B|)$. A systematic calculation of the cutoff Γ_s requires a consistent resummation of self-energy and vertex corrections. As will become clear in the following, this is a formidable task, and we have therefore concentrated on the quantity which appears to be most tractable: the conduction electron T matrix as a function of frequency, in zero magnetic field.

In Sec. I we introduce the model and some conventions used for the Keldysh perturbation theory. A combination of self-energy corrections from Sec. II A and vertex-corrections calculated in Sec. II B determines the spin-relaxation rate (Sec. II C). In Sec. III we show how this decoherence rate cuts off logarithmic corrections in the T matrix. In Sec. IV we consider the case of anisotropic exchange couplings and determine the exact combination of transverse and longitudinal spin-relaxation rates which enters the logarithms in the T matrix. Appendixes A and B contain details pertaining to Secs. II B and III. Appendix C investigates how power-law singularities of the strongly anisotropic Kondo model are modified out of equilibrium by mapping it to the nonequilibrium x-ray edge problem for vanishing spin-flip coupling.

II. MODEL AND METHOD

We model the quantum dot by its local spin \vec{S} ($S = \frac{1}{2}$), coupled by the exchange interaction $J_{\alpha\alpha'}$ ($\alpha, \alpha' = L, R$) to the conduction electrons in the left (L) and right (R) leads

$$H = \sum_{\alpha, \mathbf{k}, \sigma} (\epsilon_{\mathbf{k}} - \mu_{\alpha}) c_{\alpha \mathbf{k} \sigma}^{\dagger} c_{\alpha \mathbf{k} \sigma} - g \mu_B B S_z + \sum_{\alpha, \alpha', \mathbf{k}, \mathbf{k}', \sigma, \sigma'} J_{\alpha' \alpha} \vec{S} \cdot \frac{1}{2} c_{\alpha' \mathbf{k}' \sigma'}^{\dagger} \vec{\tau}_{\sigma' \sigma} c_{\alpha \mathbf{k} \sigma}, \quad (2)$$

where J_{LR} describes a cotunneling process transferring an electron from the right to the left lead. Here $\mu_{L,R} = \pm eV/2$ are the chemical potentials of, respectively, the left and right leads, $\vec{\tau}$ is the vector of Pauli matrices, $g \mu_B B$ the Zeeman splitting of the local spin levels in a magnetic field B , and $c_{\alpha \mathbf{k} \sigma}^{\dagger}$ creates an electron in lead α with momentum \mathbf{k} and spin σ . We will use dimensionless coupling constants $g_{\alpha\alpha'} = N(0) J_{\alpha\alpha'}$, with $N(0)$ the density of states per spin for the conduction electrons (assumed flat on the scale $eV, g \mu_B B$). For later use, we define $g_d = (g_{LL} + g_{RR})/2$ and $g^2 = (g_{LL}^2 + g_{RR}^2 + 2g_{LR}^2)/4$. We shall henceforth work in units where $\hbar = k_B = g \mu_B = e = 1$ and, unless specifically stated otherwise, the Einstein summation convention will be employed throughout.

In order to calculate observable quantities for the system with Hamiltonian (2), we find it convenient to use a fermionic representation of the local spin operator

$$\vec{S} = \frac{1}{2} \sum_{\gamma \gamma'} f_{\gamma}^{\dagger} \vec{\tau}_{\gamma \gamma'} f_{\gamma'}, \quad (3)$$

with canonical fermion creation and annihilation operators $f_{\gamma}^{\dagger}, f_{\gamma}$, $\gamma = \uparrow \downarrow$, which allows a conventional diagrammatic perturbation theory in the coupling constant g . Since the physical Hilbert space must have singly occupied states only, it is necessary to project out the empty and doubly occupied local states. This is done by introducing a chemical potential λ regulating the charge $Q = \sum_{\gamma} f_{\gamma}^{\dagger} f_{\gamma}$. Picking out the contribution proportional to $e^{-\beta \lambda}$ and taking the limit $\lambda \rightarrow \infty$, the constraint $Q = 1$ can be enforced (for a more detailed description of this method see I).

We will use the Keldysh Green function method for non-equilibrium systems, following the notation of Ref. 19. Keldysh matrix propagators are defined as

$$\underline{G} = \begin{pmatrix} G^R & G^K \\ 0 & G^A \end{pmatrix} \quad (4)$$

where $G^{R,A}$ and G^K are the retarded, advanced, and Keldysh component Green functions, respectively. Spectral functions are found as $A = i(G^R - G^A)$, and the *greater* and *lesser* functions as

$$G^{>/<} = (G^K \pm G^R \mp G^A)/2. \quad (5)$$

The local conduction electron (ce) Green functions at the dot in the left and right leads, and the pseudofermion (pf) Green function are denoted by $G_{\alpha\sigma}^{ab}$ and $\mathcal{G}_{\gamma}^{cd}$, respectively, with lead index $\alpha=L,R$, spin indices σ, γ , and Keldysh indices a, b, c, d . A corresponding notation will be used for the pf self-energy Σ , and its imaginary part, the self-energy broadening, is denoted by $\Gamma_{\gamma} = i(\Sigma_{\gamma}^R - \Sigma_{\gamma}^A)$. The interaction vertex has the following tensor structure in Keldysh space

$$\Lambda_{ab}^{cd} = \frac{1}{2}(\delta_{ab}\tau_{cd}^1 + \tau_{ab}^1\delta_{cd}), \quad (6)$$

where a, b and c, d refer to pf, and ce-lines, respectively.

Since we consider only nonequilibrium situations in a steady state, time translation invariance holds, and the single-particle Green functions depend only on one frequency. The bare pf spectral function is given by

$$\mathcal{A}_{\gamma}(\omega) = 2\pi\delta(\omega + \gamma B/2), \quad (7)$$

and the Keldysh component Green function is given as

$$\mathcal{G}_{\gamma}^K(\omega) = i\mathcal{A}_{\gamma}(\omega)[2n_{\gamma\lambda}(\omega) - 1], \quad (8)$$

where $n_{\gamma\lambda}(\omega)$ denotes the pf distribution function, given by $n_{\gamma\lambda}(\omega) = 1/(e^{(\omega+\lambda)/T} + 1)$ in thermal equilibrium. We shall also use the shorthand notation

$$M_{\gamma\lambda} = 2n_{\gamma\lambda}(\omega) - 1. \quad (9)$$

Assuming a constant conduction electron density of states $N(0) = 1/2D$ and a bandwidth $2D$, the local ce spectral function takes the form

$$A(\omega) = 2\pi N(0)\theta(D - |\omega|) \quad (10)$$

in terms of the step function $\theta(x)$. The Keldysh component Green function in lead α is then given by

$$G_{\alpha}^K(\omega) = -iA(\omega)\tanh\left(\frac{\omega - \mu_{\alpha}}{2T}\right), \quad (11)$$

assuming the electrons in each lead to be in thermal equilibrium.

III. SPIN LEVEL BROADENING AND SPIN RELAXATION RATES

The coupling of the local spin to the leads introduces a broadening of the Zeeman levels, which depends on tem-

perature, magnetic field, and bias voltage. In the pseudofermion representation for the local spin, the broadening is given by the imaginary part of the pseudofermion self-energy. This level broadening enters into the relaxation rates of both the transverse spin components (S_x, S_y), where it accounts for the loss of phase coherence, and the longitudinal spin component (S_z), where it describes the relaxation of the local magnetization following a change in the magnetic field. The observable spin relaxation rates $1/T_2$ and $1/T_1$ are defined through the broadening of the resonance poles in the transverse, and longitudinal dynamical spin susceptibilities, and their calculation requires vertex corrections to be included in a consistent way.

Following a brief discussion of the pf self-energy broadening, we determine the renormalized ce-pf interaction vertex in a steady-state nonequilibrium situation. The resulting vertex functions are used to calculate the transverse dynamical spin susceptibility, and later, in Sec. III, they will serve as building blocks for a calculation of the conduction electron T-matrix.

A. Pseudofermion decay rates

In paper I (Ref. 18), we determined the *on-shell* imaginary part of the pseudo fermion self-energy, including leading logarithmic corrections. For the purpose of this paper, we will only need the second order rates, disregarding logarithmic corrections. For $T=0$ one finds for $0 \leq V < B$

$$\Gamma_{\uparrow} = \frac{\pi}{4}g_{LR}^2V, \quad (12)$$

$$\Gamma_{\downarrow} = \Gamma_{\uparrow} + 2\pi g^2B, \quad (13)$$

with $4g^2 = g_{LL}^2 + g_{RR}^2 + 2g_{LR}^2$, whereas for $V > B \geq 0$:

$$\Gamma_{\uparrow} = \frac{\pi}{4}g_{LR}^2(3V - 2B), \quad (14)$$

$$\Gamma_{\downarrow} = \Gamma_{\uparrow} + 2\pi g^2B. \quad (15)$$

Notice that in the presence of a finite magnetic field, only the upper spin level, here corresponding to spin down, is broadened when $V=0$, as one would expect from simple phase-space considerations. Broadening of the lower spin level (spin up) is due to virtual transitions to the upper spin level and occurs only in higher orders in g .

For comparison, we list also the thermal decay rate for $V=B=0$

$$\Gamma_{\uparrow, \downarrow} = 3\pi Tg^2. \quad (16)$$

B. Vertex corrections

Early work²⁰⁻²² on the dynamical magnetic susceptibility of a single spin 1/2, demonstrated how self-energy, and vertex corrections combine to yield the transverse, and longitudinal relaxation rates $1/T_2$ and $1/T_1$. In Ref. 20, the vertex corrections were determined in the approximation where the imaginary part of the pf self-energy Γ is much smaller than

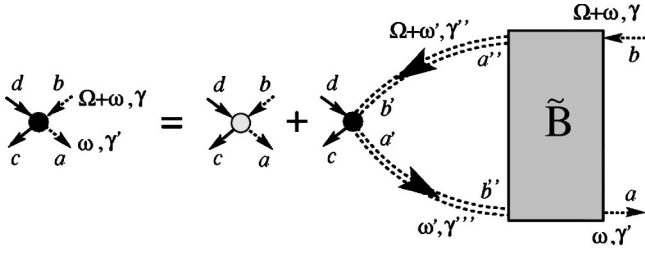


FIG. 1. Diagrammatic vertex equation for the pf-ce vertex, in terms of the two-particle-irreducible pf interaction tensor $\tilde{\mathbb{B}}$ and dressed pf propagators (double-dashed lines).

temperature. A similar approach is possible out of equilibrium, where it is the finite voltage, rather than temperature, which determines the abundance of (inter-lead) conduction electron particle-hole excitations.

To calculate the vertex corrections and resolve their interplay with self-energy diagrams, we have to solve the vertex equation

$$\begin{aligned} \tilde{\Lambda}_{ab}^{cd}(\gamma, \gamma' | \Omega + \omega, \omega) &= \Lambda_{ab}^{cd} + \int \frac{d\omega'}{2\pi} \tilde{\Lambda}_{a'b'}^{cd}(\gamma'', \gamma''' | \Omega + \omega', \omega') \underline{G}_{\gamma''}^{b'a''}(\Omega + \omega') \\ &\quad \times \underline{G}_{\gamma'''}^{b''a''}(\omega') \tilde{\mathbb{B}}_{b''a''}^{a''b''}(\gamma'', \gamma''', \gamma' | \omega - \omega'), \end{aligned} \quad (17)$$

illustrated diagrammatically in Fig. 1. In general, the pf propagators and the two-particle-irreducible interaction part $\tilde{\mathbb{B}}$ appearing in Eq. (17) are fully dressed, but in the present work we shall include such dressing only to leading order in g . We thus replace the full $\tilde{\mathbb{B}}$ by \mathbb{B} , shown in Fig. 2, and include only the second order decay rates, determined above, for the irreducible pf self-energy. In this approximation, the vertex corrections simplify substantially and Eq. (17) can be solved analytically to leading order in Γ/V . Since we assume that $V \gg T_K$, perturbation theory is valid and $\Gamma \sim g^2 V \ll V$ is indeed a sound approximation. We shall consider the case where $T \ll V$, which will best reveal the salient nonequilibrium features of the problem.

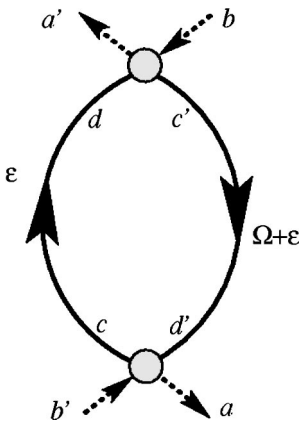


FIG. 2. Pseudofermion interaction tensor $\mathbb{B}_{b'a}^{a'b}(\Omega)$, to leading order in g .

We remind the reader that physical quantities are proportional to $e^{-\beta\lambda}$ within our projection scheme. Therefore we have to keep track of two contributions to the vertex

$$\tilde{\Lambda}_{ab}^{cd} = {}^0\tilde{\Lambda}_{ab}^{cd} + \lambda \tilde{\Lambda}_{ab}^{cd}, \quad (18)$$

where ${}^0\tilde{\Lambda}$ is independent of λ , and $\lambda \tilde{\Lambda}$ vanishes as $e^{-\beta\lambda}$ in the limit of $\lambda \rightarrow \infty$. We shall first determine ${}^0\tilde{\Lambda}$ and then, in a second step, $\lambda \tilde{\Lambda}$.

1. Voltage induced particle-hole excitations

The Keldysh pf interaction tensor depicted in Fig. 2 involves a contraction of bare vertices with the ce polarization tensor. The convolution of two conduction electron Green functions has the *greater* component

$$\alpha' \Pi_{\alpha}^{>}(\Omega) = \int \frac{d\varepsilon}{2\pi} G_{\alpha'}^{>}(\varepsilon + \Omega) G_{\alpha}^{<}(\varepsilon), \quad (19)$$

and in general, the convolution of different Keldysh components gives rise to the polarization tensor

$$\alpha' \Pi_{dc}^{d'c'}(\Omega) = \int \frac{d\varepsilon}{2\pi} \underline{G}_{\alpha'}^{d'c'}(\varepsilon + \Omega) \underline{G}_{\alpha}^{dc}(\varepsilon). \quad (20)$$

It is convenient to form the contraction of this tensor with the exchange constants $J_{\alpha\alpha'}/4$ at each end, and thus define an effective second order interaction by

$$\Pi_{dc}^{d'c'}(\Omega) \equiv \frac{1}{16} J_{\alpha\alpha'}^2 \alpha' \Pi_{dc}^{d'c'}(\Omega). \quad (21)$$

Contracting again with two bare Keldysh vertices finally yields the pf interaction tensor corresponding to the diagram in Fig. 2:

$$\begin{aligned} \mathbb{B}_{b'a}^{a'b} &= \Lambda_{a'b}^{c'd} \Pi_{dc}^{d'c'} \Lambda_{ab}^{cd} \\ &= \frac{1}{2} \{ \Pi^K \delta_{a'b} \delta_{ab'} + \Pi^A \delta_{a'b} \tau_{ab'}^1 + \Pi^R \tau_{a'b}^1 \delta_{ab'} \}. \end{aligned} \quad (22)$$

Notice that the spin-structure is omitted in this definition of \mathbb{B} , and when inserting for $\tilde{\mathbb{B}}$ in Eq. (17) one should therefore include a factor of $\tau_{\gamma''\gamma'}^i \tau_{\gamma'''\gamma''}^j \tau_{\gamma'''\gamma''}^i \tau_{\sigma\sigma'}^i \tau_{\sigma'\sigma}^j$. The Langreth rules (cf. Ref. 23) have been employed to work out the contractions

$$\Pi_{dc}^{\bar{c}\bar{d}} = 2\Pi^K, \quad \Pi_{dc}^{\bar{c}\bar{d}} = 2\Pi^A, \quad \Pi_{dc}^{\bar{c}\bar{d}} = 2\Pi^R, \quad (23)$$

with the notation that $\bar{1}=2$ and $\bar{2}=1$ for the Keldysh indices. As for the single particle Green function, we organize these components in a triangular matrix

$$\underline{\Pi} = \begin{pmatrix} \Pi^R & \Pi^K \\ 0 & \Pi^A \end{pmatrix}, \quad (24)$$

and for $\Omega \ll D$ one finds that

$$\Pi^{\text{R/A}}(\Omega) = \frac{\pi}{16} g_{\alpha\alpha'}^2 \left\{ \pm(\Omega + \mu_\alpha - \mu_{\alpha'}) - i \frac{4D \ln 2}{\pi} \right\},$$

$$\Pi^{\text{K}}(\Omega) = \frac{\pi}{8} g_{\alpha\alpha'}^2 (\Omega + \mu_\alpha - \mu_{\alpha'}) \coth\left(\frac{\Omega + \mu_\alpha - \mu_{\alpha'}}{2T}\right). \quad (25)$$

Notice that interlead particle-hole excitations do not satisfy the fluctuation-dissipation theorem as

$$\alpha' \Pi^{\text{K}}(\Omega) = \coth\left(\frac{\Omega + \mu_\alpha - \mu_{\alpha'}}{2T}\right) [\alpha' \Pi^{\text{R}}(\Omega) - \alpha' \Pi^{\text{A}}(\Omega)].$$

The lead-contracted polarization satisfies the following symmetries:

$$\Pi^{>/\text{K/R/A}}(-\Omega) = \Pi^{</\text{K/A/R}}(\Omega), \quad (26)$$

and for later use we quote the explicit formula for the *greater* component, $\Pi^{>} = (\Pi^{\text{K}} + \Pi^{\text{R}} - \Pi^{\text{A}})/2$

$$\Pi^{>}(\Omega) = \frac{\pi}{8} \{ g_{\text{LR}}^2 [(\Omega + V)[1 + N(\Omega + V)] + (\Omega - V)[1 + N(\Omega - V)] + 2g_d^2 \Omega [1 + N(\Omega)] \}, \quad (27)$$

where $N(\Omega)$ denotes the Bose function and $\Pi^{>}(\Omega) = 0$ for $\Omega \geq 2D + V$. In terms of this function, the second order pf decay rate may be written as

$$\Gamma_\gamma(\omega) = 2\theta_{\gamma\gamma'} \Pi^{>}(-\omega - \gamma' B/2), \quad (28)$$

with $\theta_{\gamma\gamma'} = \delta_{\gamma\gamma'} + 2\tau_{\gamma\gamma'}^1$.

2. Basic approximations

The following calculations are based on *self-consistent* perturbation theory to order g^2 for irreducible self-energy, and vertex corrections. For nonsingular quantities like the lowest-order self-energy, however, self-consistency only gives rise to subleading corrections which we need not keep track of. For example, it is sufficient to approximate the retarded pf propagators (double-dashed lines in the diagrams) by

$$\mathcal{G}_\gamma^{\text{R}}(\omega) = \frac{1}{\omega + \gamma B/2 + i\Gamma_\gamma/2}, \quad (29)$$

where Γ_γ , given in Eqs. (12)–(15), denotes the on-shell decay rate calculated in *bare* perturbation theory. We neglect contributions from $\text{Re} \Sigma_\gamma(\omega)$ which can be absorbed in a redefinition of B and g , and which give rise only to subleading corrections in the following.

To show, formally, that self-consistency does not change this result, one can use the fact that the relevant integrals are dominated by frequencies in a window of width Γ around the Zeeman levels. Since the various Keldysh components of Π vary slowly with frequency, i.e., $[\Pi(\omega + \Gamma) - \Pi(\omega)]/\Pi(\omega) \sim \Gamma/V$, we may therefore use $\Gamma/V \sim g^2$ as a small expansion parameter. In other words, Γ_γ is found as a convolution of the slowly varying $\Pi^{>}$ with the rapidly varying pf spectral

function, and approximating the latter by a delta-function therefore produces negligible corrections of order Γ/V .

3. Summing up the ladder

Within second order self-consistent perturbation theory, the renormalized vertex $\tilde{\Lambda}$ satisfies the diagrammatic equation in Fig. 1 with the two-particle-irreducible pf interaction in Fig. 2. This equation clearly generates a series of ladder diagrams, with dressed pf legs and bare ce particle-hole propagators as rungs, which is conveniently solved by means of iteration.

The iteration starts with the attachment of two pf propagators to the bare Keldysh vertex, which defines the tensor

$$\gamma_{\gamma'} \mathbf{V}_{ab}^{cd} = 2\Lambda_{a'b'}^{cd} \underline{\mathcal{G}}_\gamma^{b'a} \underline{\mathcal{G}}_{\gamma'}^{ba'}, \quad (30)$$

having the following components:

$$\gamma_{\gamma'} \mathbf{V}_{11}^{cd} = \delta_{cd} \mathcal{G}_\gamma^{\text{R}} \mathcal{G}_{\gamma'}^{\text{K}}, + \tau_{cd}^1 \mathcal{G}_\gamma^{\text{R}} \mathcal{G}_{\gamma'}^{\text{R}}, \quad (31)$$

$$\gamma_{\gamma'} \mathbf{V}_{12}^{cd} = \delta_{cd} \mathcal{G}_\gamma^{\text{R}} \mathcal{G}_{\gamma'}^{\text{A}}, \quad (32)$$

$$\gamma_{\gamma'} \mathbf{V}_{21}^{cd} = \delta_{cd} \{ \mathcal{G}_\gamma^{\text{K}} \mathcal{G}_{\gamma'}^{\text{K}}, + \mathcal{G}_\gamma^{\text{A}} \mathcal{G}_{\gamma'}^{\text{R}}, \} + \tau_{cd}^1 \{ \mathcal{G}_\gamma^{\text{K}} \mathcal{G}_{\gamma'}^{\text{R}}, + \mathcal{G}_\gamma^{\text{A}} \mathcal{G}_{\gamma'}^{\text{K}}, \}, \quad (33)$$

$$\gamma_{\gamma'} \mathbf{V}_{22}^{cd} = \delta_{cd} \mathcal{G}_\gamma^{\text{K}} \mathcal{G}_{\gamma'}^{\text{A}}, + \tau_{cd}^1 \mathcal{G}_\gamma^{\text{A}} \mathcal{G}_{\gamma'}^{\text{A}}. \quad (34)$$

One proceeds by attaching rungs, using the interaction tensor $\mathbf{B}_{b'a'}^{a'b}$ and legs consisting of pairs of dressed pf propagators. This attachment consists of a contraction of Keldysh, and spin indices, together with an integration over the frequency circulating the individual sections of the ladder. To leading order in Γ/V , we may perform these integrals by neglecting the slow frequency dependence of the ce polarization functions compared to the rapid variations in the pf Green functions. Making use of the identity

$$\frac{1}{ab} = \frac{1}{a-b} \left(\frac{1}{b} - \frac{1}{a} \right), \quad (35)$$

products of Green functions may be expressed as either

$$\mathcal{G}_\gamma^{\text{R}}(\Omega + \omega) \mathcal{G}_{\gamma'}^{\text{A}}(\omega) = \frac{1}{\Omega + (\gamma - \gamma')B/2 + i(\Gamma_\gamma + \Gamma_{\gamma'})/2} \times \left(\frac{1}{\omega + \gamma'B/2 - i\Gamma_{\gamma'}/2} - \frac{1}{\Omega + \omega + \gamma B/2 + i\Gamma_\gamma/2} \right)$$

or

$$\mathcal{G}_\gamma^{\text{R}}(\Omega + \omega) \mathcal{G}_{\gamma'}^{\text{R}}(\omega) = \frac{1}{\Omega + (\gamma - \gamma')B/2 + i(\Gamma_\gamma - \Gamma_{\gamma'})/2} \times \left(\frac{1}{\omega + \gamma'B/2 + i\Gamma_{\gamma'}/2} - \frac{1}{\Omega + \omega + \gamma B/2 + i\Gamma_\gamma/2} \right)$$

and likewise for AR and AA products. Considered as an integral-kernel to be integrated with the various components of the polarization function, we may neglect the broadening and replace Ω by $(\gamma' - \gamma)B/2$ inside the parentheses in such products, and altogether this justifies the approximations

$$\mathcal{G}_\gamma^R(\Omega + \omega)\mathcal{G}_{\gamma'}^A(\omega) \approx \frac{2\pi i \delta(\omega + \gamma' B/2)}{\Omega + (\gamma - \gamma')B/2 + i(\Gamma_\gamma + \Gamma_{\gamma'})/2},$$

$$\mathcal{G}_\gamma^R(\Omega + \omega)\mathcal{G}_{\gamma'}^R(\omega) \approx 0, \quad (36)$$

for a set of legs in the ladder. Notice that Walker²⁰ has employed a similar approximation in the case of thermal equilibrium, utilizing the slow frequency dependence of the thermal ce polarization. In this case, the RR and AA terms are neglected to leading order in Γ/T instead.

Since the legs contain not only retarded and advanced, but also Keldysh component Green's function, some of these loop integrals will also involve the nonequilibrium pf distribution functions $n_\lambda(\omega)$. This function is found by solving a quantum Boltzmann equation, obtained as the Keldysh component of the pf Dyson equation with second order pf self-energies. Using the results of I, the solution at $B=0$ is found to be

$$n_\lambda(\omega) = n_\lambda(0)\Pi^<(\omega)/\Pi^>(\omega), \quad (37)$$

which, in the case where $g_{LR} \neq 0$ and $T=0$, takes the form

$$n_\lambda(\omega) = n_\lambda(0) \begin{cases} \frac{g_{LR}^2(V - \omega)}{(g_{LL}^2 + g_{RR}^2)\omega + g_{LR}^2(V + \omega)}, & 0 < \omega < V \\ \frac{g_{LR}^2(V - \omega) - (g_{LL}^2 + g_{RR}^2)\omega}{g_{LR}^2(V + \omega)}, & -V < \omega < 0. \end{cases} \quad (38)$$

For $T \rightarrow 0$, $n_\lambda(\omega)$ vanishes as $e^{-(\omega-V)/T}$ for $\omega > V$, and diverges as $e^{-(\omega+V)/T}$ for $\omega < -V$. For $|\omega| < V$, $n_\lambda(\omega)$ crudely resembles a Boltzmann distribution with T replaced by $V/4$. The distribution function clearly inherits the slow frequency dependence from $\Pi^>$ and, to leading order in Γ/V , n_λ may therefore be treated as a constant, when integrated with the rapidly varying retarded and advanced pf Green functions. In the case of $B > 0$, the distribution function acquires a spin-index and the solution is generally more complicated (cf. I). However, the frequency dependence is still determined by $\Pi^>$, evaluated at arguments shifted by $\pm B/2$, and therefore remains negligible. In either case, we are thus allowed to neglect the frequency dependence of n_λ , which renders \mathcal{G}^K proportional to $\mathcal{G}^R - \mathcal{G}^A$ by a constant and reduces all loop-integrals in the ladder to involve only the products (36) or their complex conjugates.

Omitting all RR and AA terms, V_{ab}^{cd} now simplifies to

$${}^\gamma V_{11}^{cd} = \delta_{cd} M_{\gamma' \lambda} \mathcal{G}_\gamma^R \mathcal{G}_{\gamma'}^A, \quad (39)$$

$${}^\gamma V_{12}^{cd} = \delta_{cd} \mathcal{G}_\gamma^R \mathcal{G}_{\gamma'}^A, \quad (40)$$

$${}^\gamma V_{21}^{cd} = \delta_{cd} \{ (1 - M_{\gamma\lambda} M_{\gamma' \lambda}) \mathcal{G}_\gamma^A \mathcal{G}_{\gamma'}^R - M_{\gamma\lambda} M_{\gamma' \lambda} \mathcal{G}_\gamma^R \mathcal{G}_{\gamma'}^A \} + \tau_{cd}^1 (M_{\gamma\lambda} - M_{\gamma' \lambda}) \mathcal{G}_\gamma^A \mathcal{G}_{\gamma'}^R, \quad (41)$$

$${}^\gamma V_{22}^{cd} = -\delta_{cd} M_{\gamma\lambda} \mathcal{G}_\gamma^R \mathcal{G}_{\gamma'}^A, \quad (42)$$

and performing the projection $\lambda \rightarrow \infty$, all pf-distribution functions vanish, i.e., $M_{\gamma\lambda} \rightarrow -1$, and we are left with

$${}^\gamma V_{ab}^{cd}(\Omega + \omega, \omega) = -\delta_{cd} \tau_{bb}^3 \mathcal{G}_\gamma^R(\Omega + \omega) \mathcal{G}_{\gamma'}^A(\omega). \quad (43)$$

Having performed the projection, it is now a simple matter to sum up the ladder solving the vertex equation. To keep matters simple we assume that $B=0$, but once this special case is worked out, a generalization to $B > 0$ will be straightforward. We begin by attaching the V tensor (43) to the pf interaction tensor defined in (22). Working out the contraction, one finds that

$$V_{a'b'}^{cd}(\Omega + \omega, \omega) B_{b'a}^{a'b}(\omega' - \omega) = -\delta_{cd} \tau_{aa}^3 \mathcal{G}^R(\Omega + \omega) \mathcal{G}^A(\omega) \Pi^>(\omega' - \omega). \quad (44)$$

We should also attach the Pauli-matrices coming from the exchange vertices at the endpoint vertex and at the ends of the pf interaction tensor. In zero magnetic field this yields the contraction

$$\tau_{\gamma'' \gamma''}^k \tau_{\gamma'' \gamma''}^i \tau_{\gamma'' \gamma''}^j \tau_{\gamma'' \gamma''}^l \tau_{\sigma' \sigma'}^i \tau_{\sigma' \sigma'}^j = -2 \tau_{\gamma' \gamma'}^k, \quad (45)$$

which shows that the endpoint pf Pauli matrix τ^k is carried through to the external spin-indices. In this way, the Pauli matrix at the endpoint vertex may be left out and the Keldysh vertex merely receives a factor of -2 per rung.

To second order in g , the vertex thus renormalizes to

$${}^0 \tilde{\Lambda}_{ab}^{cd}(\Omega + \omega', \omega') = \Lambda_{ab}^{cd} - \int \frac{d\omega}{2\pi} V_{a'b'}^{cd}(\Omega + \omega, \omega) B_{b'a}^{a'b}(\omega' - \omega) = \frac{1}{2} \left\{ \tau_{cd}^1 \delta_{ab} + \delta_{cd} \left[\tau_{ab}^1 + i \tau_{aa}^3 \frac{2\Pi^>(\omega')}{\Omega + i\Gamma} \right] \right\}, \quad (46)$$

where the left superscript 0 is to remind us that the limit of $\lambda \rightarrow \infty$ has been taken. The integral over ω is performed using the δ -function from the RA-product of pf Green functions and Γ is the spin-independent ($B=0$) single pf self-energy broadening.

Attaching a set of pf Green functions to this second order vertex correction, we notice that, after projection and discarding again all RR and AA products, we have

$$\sum_{a'b'} \delta_{cd} \tau_{a'a}^3 \mathcal{G}^{b'a} \mathcal{G}^{ba'} = -V_{ab}^{cd}, \quad (47)$$

which in turn implies the fourth order correction

$$\begin{aligned}
{}^0\tilde{\Lambda}_{ab}^{cd(4)}(\Omega + \omega'', \omega'') &= 2 \int \frac{d\omega'}{2\pi} \frac{i\Pi^>(\omega')}{\Omega + i\Gamma} \\
&\quad \times \mathbf{V}_{a'b'}^{cd}(\Omega + \omega', \omega') \mathbf{B}_{b'a}^{a'b}(\omega'' - \omega') \\
&= \frac{1}{2} \delta_{cd} \tau_{aa}^3 \frac{2\Pi^>(0) 2\Pi^>(\omega'')}{\Omega + i\Gamma \quad \Omega + i\Gamma}. \quad (48)
\end{aligned}$$

From these two lowest order corrections it is clear how the further attachment to the ladder will generate a geometric series, and the vertex function

$${}^0\tilde{\Lambda}_{ab}^{cd}(\Omega + \omega, \omega) = \frac{1}{2} \tau_{cd}^1 \delta_{ab} + \frac{1}{2} \delta_{cd} \left[\tau_{ab}^1 + \tau_{aa}^3 \frac{2i\Pi^>(\omega)}{\Omega + i\Gamma_s} \right] \quad (49)$$

therefore solves the diagrammatic equation in Fig. 1, in the limit $\lambda \rightarrow \infty$. We employ the suggestive shorthand

$$\Gamma_s = \frac{1}{2}(\Gamma_\uparrow + \Gamma_\downarrow) + \Gamma_v = \pi g_{\text{LR}}^2 V \quad \text{for } B, T \ll V, \quad (50)$$

and, as will be demonstrated in the next section, this is indeed the spin-relaxation rate. In the present case of zero magnetic field and isotropic exchange couplings, the longitudinal, and transverse rates are identical and thus $\Gamma_s = \Gamma_2 = \Gamma_1$. In the case of anisotropic exchange couplings (or in the presence of a finite magnetic field), spin-flip, and nonspin-flip vertices receive different corrections and the two rates become discernible. The anisotropic case will be discussed in Sec. IV. The first term in Eq. (50) arises from the self-energy, Eqs. (12)–(15), the second one, $\Gamma_v = 2\Pi^>(0)$, is the vertex correction.

It is expected that all higher-order diagrams contributing to the irreducible pf interaction $\tilde{\mathbf{B}}$, will give rise only to subleading corrections to Γ_s . This is especially easy to see for contributions which maintain the Keldysh tensor structure of Eq. (49) or equivalently of Eq. (47), where the interaction tensor \mathbf{B} returns a scalar function times τ_{aa}^3 , upon contraction with the bare end-piece \mathbf{V} . Any higher order contributions to $\tilde{\mathbf{B}}$ with the same property will merely lead to corrections to Γ_s of higher order in g , and do not change the lowest order result (50). In Appendix A, we explicitly evaluate the vertex correction arising from the lowest order diagram with *crossing rungs* and, to leading order in Γ/V , this contribution indeed maintains the tensor structure τ_{aa}^3 . More generally, we note that, for $\Omega \lesssim \Gamma$, consecutive correction terms, like (46) and (48) in the geometric series which sums up to (49), are all of order one. The crossed diagram in Fig. 5 (and similarly other higher order corrections to the irreducible vertex), however, involve extra factors of $\mathcal{G}^R \mathcal{G}^R$, i.e., they are suppressed by factors of the order of $\Gamma/V \sim g^2$ compared to the contributions from the ladder series.

So far, we have only determined the $\lambda \rightarrow \infty$ limit of the vertex, but we need also the second contribution, ${}^\lambda\tilde{\Lambda}$ in Eq. (18), which is proportional to $e^{-\beta\lambda}$. Having solved for ${}^0\tilde{\Lambda}$ already, we are left with the vertex equation

$$\begin{aligned}
{}^\lambda\tilde{\Lambda}_{ab}^{cd}(\Omega + \omega', \omega') &= -2 \int \frac{d\omega}{2\pi} \tilde{\Lambda}_{a''b''}^{cd}(\Omega + \omega, \omega) \\
&\quad \times \underline{\mathcal{Q}}_{b''a''}^{b'a'}(\Omega + \omega) \underline{\mathcal{Q}}^{b'a''}(\omega) \mathbf{B}_{b'a}^{a'b}(\omega' - \omega), \quad (51)
\end{aligned}$$

which we find to be solved by

$$\begin{aligned}
{}^\lambda\tilde{\Lambda}_{ab}^{cd}(\Omega + \omega, \omega) &= -\delta_{cd} n_\lambda(0) \left\{ \frac{4\Gamma_s}{\Omega^2 + \Gamma_s^2} \underline{\Pi}^{ab}(\omega) \right. \\
&\quad + \frac{i}{\Omega + i\Gamma_s} [\Pi^>(\omega)(\tau_{ab}^3 + i\tau_{ab}^2) \\
&\quad \left. + \Pi^<(\omega)(\tau_{ab}^3 - i\tau_{ab}^2)] \right\}. \quad (52)
\end{aligned}$$

For $c \neq d$ one obtains

$${}^\lambda\tilde{\Lambda}_{ab}^{12}(\Omega + \omega, \omega) = \frac{i[n_\lambda(\Omega) - n_\lambda(0)]}{\Omega - i\Gamma_s} \underline{\Pi}^{ab}(\omega), \quad (53)$$

which is neglected due to the slow frequency dependence of $n_\lambda(\Omega)$. It is worth noting, however, that for $B \neq 0$ this term will in fact be proportional to the magnetization and thus provide an important renormalization of the τ_{cd}^1 term of the interaction tensor.

This completes the solution of the vertex equation and we may now proceed to determine its influence on physical observables. In doing so, one has to attach a pair of pf Green functions to the renormalized vertex, and most often one may therefore continue to use the approximation (36). Since the dependence of the vertex on the relative frequency ω is set by $\underline{\Pi}^{ab}(\omega)$, one can safely set ω to 0 and consider the vertex as a function of Ω alone. With $\Gamma_v = 2\Pi^>(0)$, the renormalized vertex then simplifies to

$$\tilde{\Lambda}_{ab}^{cd}(\Omega) = \frac{1}{2} \tau_{cd}^1 \delta_{ab} + \frac{1}{2} \delta_{cd} L_{ab}(\Omega), \quad (54)$$

where $L_{ab} = {}^0L_{ab} + {}^\lambda L_{ab}$, with

$${}^0L_{ab}(\Omega) = \tau_{ab}^1 + \tau_{aa}^3 \frac{i\Gamma_v}{\Omega + i\Gamma_s} = \left(\begin{array}{cc} \frac{i\Gamma_v}{\Omega + i\Gamma_s} & \frac{\Omega + i(\Gamma + 2\Gamma_v)}{\Omega + i\Gamma_s} \\ \frac{\Omega + i\Gamma}{\Omega + i\Gamma_s} & -\frac{i\Gamma_v}{\Omega + i\Gamma_s} \end{array} \right)_{ab} \quad (55)$$

and

$${}^\lambda L_{ab}(\Omega) = -2n_\lambda(0) \left[\frac{4\Gamma_s \underline{\Pi}^{ab}(0)}{\Omega^2 + \Gamma_s^2} + \tau_{ab}^3 \frac{i\Gamma_v}{\Omega + i\Gamma_s} \right], \quad (56)$$

where $n_\lambda(0) \propto e^{-\beta\lambda}$. Using this result we can now calculate physical quantities like susceptibility and T-matrix.

C. Dynamical spin susceptibility

In order to uncover the physical meaning of the rate Γ_s introduced in Eq. (50), we include here a brief discussion of the transverse spin susceptibility:

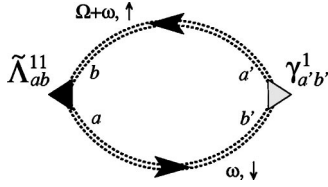


FIG. 3. Dynamical susceptibility. Triangles refer to external measurement vertices. The black (emission) vertex is renormalized like the interaction vertex in Fig. 1, except that the two external ce legs are removed. The other (absorption) vertex remains undressed.

$${}^{\perp}\chi^R(t) = i\theta(t)\langle[S^-(t), S^+(0)]\rangle. \quad (57)$$

The *transverse* spin relaxation rate Γ_2 is defined as the broadening of the resonance pole in this response function, and as will be shown below, Γ_s plays exactly this role. Throughout this section, we may therefore use $\Gamma_s = \Gamma_2$. With a suitable generalization of Γ_v , entering Eq. (50), which will be given in Sec. IV, this identification holds also for anisotropic coupling.

Translating to the pseudofermion representation on the Keldysh contour, the transverse susceptibility is calculated from

$${}^{\perp}\chi(\tau) = -i(-i)^2 \langle T_{c_K} \{f_{\downarrow}^{\dagger}(\tau) f_{\uparrow}(\tau) f_{\uparrow}^{\dagger}(0) f_{\downarrow}(0)\} \rangle, \quad (58)$$

which in turn leads to the Feynman diagram in Fig. 3 when including vertex, and pf self-energy corrections. The bare absorption, and emission vertices are given as $\gamma_{ab}^1 = (1/\sqrt{2})\delta_{ab}$ and $\tilde{\gamma}_{ab}^1 = (1/\sqrt{2})\tau_{ab}^1$, respectively (cf. I). The absorption vertex is kept undressed and the emission vertex renormalizes like the interaction vertex-component $\sqrt{2}\tilde{\Lambda}_{ab}^{11}$, whereby

$${}^{\perp}\chi^R(\Omega) = i \int \frac{d\omega}{2\pi} \tilde{\Lambda}_{ab}^{11}(\Omega + \omega, \omega) \mathcal{G}_{\uparrow}^{bc}(\Omega + \omega) \mathcal{G}_{\downarrow}^{ca}(\omega). \quad (59)$$

Notice that the canonical ensemble average, enforcing single occupancy on the dot, is carried out by dividing the λ -dependent grand-canonical average by $\langle Q \rangle_{\lambda}$ and taking the limit $\lambda \rightarrow \infty$ (cf. I). This procedure affects only the pf distribution functions and allows to neglect all terms proportional to squares, or higher powers of $n_{\gamma\lambda}$. Working out the contractions, we arrive at

$$\begin{aligned} {}^{\perp}\chi^R(\Omega) = & i \int \frac{d\omega}{2\pi} \{ {}^0\tilde{\Lambda}_{21}^{11}(\Omega + \omega, \omega) 2[n_{\downarrow}(\omega) - n_{\uparrow}(\Omega + \omega)] \\ & \times \mathcal{G}_{\uparrow}^R(\Omega + \omega) \mathcal{G}_{\downarrow}^A(\omega) + [{}^{\lambda}\tilde{\Lambda}_{11}^{11}(\Omega + \omega, \omega) \\ & + {}^{\lambda}\tilde{\Lambda}_{21}^{11}(\Omega + \omega, \omega) - 2n_{\downarrow}(\omega) {}^0\tilde{\Lambda}_{21}^{11}(\Omega + \omega, \omega)] \\ & \times \mathcal{G}_{\uparrow}^R(\Omega + \omega) \mathcal{G}_{\downarrow}^R(\omega) + [{}^{\lambda}\tilde{\Lambda}_{22}^{11}(\Omega + \omega, \omega) \\ & - {}^{\lambda}\tilde{\Lambda}_{21}^{11}(\Omega + \omega, \omega) + 2n_{\uparrow}(\Omega + \omega) {}^0\tilde{\Lambda}_{21}^{11}(\Omega + \omega, \omega)] \\ & \times \mathcal{G}_{\uparrow}^A(\Omega + \omega) \mathcal{G}_{\downarrow}^A(\omega) \}. \end{aligned} \quad (60)$$

The important fact that the final result is proportional to n_{γ} is ensured by the relations

$${}^0\tilde{\Lambda}_{21}^{11} + {}^0\tilde{\Lambda}_{11}^{11} = {}^0\tilde{\Lambda}_{21}^{11} - {}^0\tilde{\Lambda}_{22}^{11} = 1, \quad (61)$$

as such a constant drops after integrating over $\mathcal{G}^R\mathcal{G}^R$ or $\mathcal{G}^A\mathcal{G}^A$.

In the limit of $B \rightarrow 0$, the factor of $n_{\downarrow}(\omega) - n_{\uparrow}(\Omega + \omega)$ in the first term is of order Ω/V , and therefore we are forced to keep also the other terms involving $\mathcal{G}^R\mathcal{G}^R$ or $\mathcal{G}^A\mathcal{G}^A$. In this case, we have to keep the full dependence of the vertex on two frequencies, but since for example the parts of the vertex which are retarded with respect to ω integrate to zero with $\mathcal{G}^R\mathcal{G}^R$, matters simplify substantially. The bracket multiplying $\mathcal{G}^R\mathcal{G}^R$ takes the form:

$$\left[\frac{2n_{\lambda}(0)\Pi^<(\omega) - 2\Pi^>(\omega)n_{\lambda}(\omega)}{\Omega + i\Gamma_2} - in_{\lambda}(\omega) \right], \quad (62)$$

and inserting now the *nonequilibrium* distribution function given by Eq. (37), the first two terms of this expression are seen to cancel. We emphasize the fact that this important cancellation takes place only when using the correct distribution function, i.e., the solution to the quantum Boltzmann equation corresponding to second order pf self-energies.

The term involving $\mathcal{G}^A\mathcal{G}^A$ works in a similar way, and using the approximation $\mathcal{G}_{\uparrow}^{R/A}(\Omega + \omega)\mathcal{G}_{\downarrow}^{R/A}(\omega) \approx -\partial_{\omega}(\omega \pm i0_{\pm})^{-1}$, valid to leading order in $\max(|\Omega|, \Gamma)/V$ when integrated with the slowly varying distribution function, the last two terms in Eq. (60) may be evaluated by partial integration. The first term comes with a factor of ${}^0\tilde{\Lambda}_{21}^{11}(\Omega + \omega, \omega)\mathcal{G}_{\uparrow}^R(\Omega + \omega)\mathcal{G}_{\downarrow}^A(\omega) \approx 2\pi i\delta(\omega)/(\Omega + i\Gamma_2)$, and altogether one finds that

$${}^{\perp}\chi^R(\Omega) \approx \frac{M}{B} \frac{i\Gamma_2}{\Omega + i\Gamma_2}, \quad (63)$$

for $\max(|\Omega|, \Gamma) \ll V$. The prefactor is independent of B and is obtained as the derivative $-n'(0)$, with $n(\omega)$ given by Eq. (38) and with the replacement $n_{\lambda}(0) \rightarrow 1/2$, due to the normalization by $\langle Q \rangle_{\lambda}$ before projection. The zero-frequency limit obeys ${}^{\perp}\chi^R(0) = M/B$, like in equilibrium, and the non-equilibrium magnetization was found in I to be

$$M = \frac{(g_{LL}^2 + g_{RR}^2 + 2g_{LR}^2)B}{2g_{LR}^2V}, \quad (64)$$

similar to a Curie law with $1/T$ replaced by $4/V$. Notice that the result (63), has been obtained also in Ref. 16, using a Majorana-fermion representation.

In the case of a finite magnetic field, the factor of $n_{\downarrow}(\omega) - n_{\uparrow}(\Omega + \omega)$ in the first term of Eq. (60) will be of order B/V . For $B \gg \max(|\Omega + B|, \Gamma)$, this term will therefore dominate the other terms involving $\mathcal{G}^R\mathcal{G}^R$ or $\mathcal{G}^A\mathcal{G}^A$. For $B > 0$, the vertex renormalization is modified, but since we only need to consider the first term in Eq. (60), only a single component is needed. For this particular component the generalization is straightforward and one finds that

$${}^0\tilde{\Lambda}_{21}^{11}(\Omega + \omega, \omega) = \frac{1}{2} \left(1 - \frac{2i\Pi^>(\omega - B/2)}{\Omega + B + i\Gamma_2} \right), \quad (65)$$

where Γ_2 is given in Eq. (50) and depends now on both V and B [see Eq. (68) below]. The integral over ω is performed

using the approximation (36), and the susceptibility is found to be

$$\perp\chi^R(\Omega) \approx \frac{M}{\Omega + B + i\Gamma_2}, \quad (66)$$

valid for $\max(|\Omega+B|, \Gamma) \ll \min(B, V)$.

In the intermediate regime where $B \ll \min(|\Omega+B|, \Gamma)$, one would need to generalize also the λ -dependent part of the vertex to the case of $B > 0$. However, we expect that cancellations, similar to those found in terms like Eq. (62) at zero field, will take place also at finite B , once the correct B -dependent distribution function is used. In this manner, we expect the general formula for the susceptibility to be simply

$$\perp\chi^R(\Omega) \approx \frac{M}{B} \frac{B + i\Gamma_2}{\Omega + B + i\Gamma_2}, \quad (67)$$

valid for $\max(|\Omega+B|, \Gamma) \ll V$. This function obviously has the correct asymptotic behaviors, corresponding to Eqs. (63) and (66), and is consistent with the equilibrium result.^{20,21}

For completeness, we state here the relevant asymptotics of Γ_2 as a function of V , B , and T .

$$\Gamma_2 \approx \begin{cases} \pi g_{\text{LR}}^2 V, & \max(T, B) \ll V \\ \pi(g_{\text{LL}}^2 + g_{\text{RR}}^2)B/4, & \max(T, V) \ll B \\ \pi(g_{\text{LL}}^2 + g_{\text{RR}}^2 + 2g_{\text{LR}}^2)T, & \max(B, V) \ll T. \end{cases} \quad (68)$$

In the equilibrium limit, $V=0$, this corresponds to the result obtained in Refs. 20 and 21, $\Gamma_2 \approx \pi g^2 \max(T, B/4)$.

IV. CONDUCTION ELECTRON T-MATRIX

With the renormalized vertex at hand, we now proceed to calculate the conduction electron T-matrix, including the leading logarithmic corrections. The T-matrix, $T_{\alpha\alpha'}$, is of great physical significance, insofar as it describes the scattering of conduction electrons from lead α' to lead α , and thereby also the transport across the dot. It is determined from the conduction electron Green function:

$$G_{\alpha\alpha',\sigma}^R(\omega) = G_{\alpha\sigma}^{R(0)}(\omega)\delta_{\alpha\alpha'} + G_{\alpha\sigma'}^{R(0)}(\omega)T_{\alpha\alpha',\sigma}^R(\omega)G_{\alpha'\sigma}^{R(0)}(\omega). \quad (69)$$

In cases where the exchange-tunneling Hamiltonian (2) is derived from an underlying Anderson model, i.e., from a single quantum dot in the Coulomb blockade regime (cf., e.g., Ref. 13), one has $J_{\text{LR}}^2 = J_{\text{LL}}J_{\text{RR}}$ and only one of the eigenvalues of the 2×2 matrix $T_{\alpha\alpha'}$ is finite. In such a situation, $\text{Im}[T_{\alpha\alpha',\sigma}^R(\omega)]$ is, at low energies, directly proportional to the spectral function of the electrons on the dot (see e.g., Ref. 24 and references therein). This spectral function can be measured directly by tunneling into the dot,²⁵ and henceforth we shall focus on the imaginary part of $T_{\alpha\alpha'}$.

In Fig. 4 we show the two diagrams contributing to the T-matrix to third order. Within bare perturbation theory (i.e., using bare vertices and Green functions in Fig. 4), one obtains the following intra- and inter-lead components at $T, B=0$:

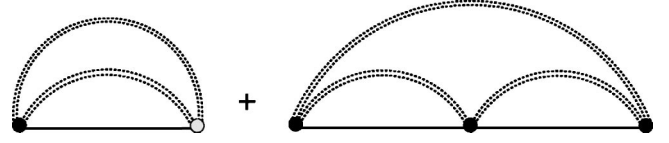


FIG. 4. Diagrams for the conduction electron T-matrix, with dressed pf propagators and dressed interaction vertices (black dots). The third order diagram contributes with both directions on the pf loop, running either antiparallel or parallel to the ce base-line. We refer to these two possibilities as the *Peierls*, and the *Cooper channel*, respectively.

$$\text{Im}[T_{\alpha\alpha}^R(\Omega)] = -\frac{3\pi}{16N(0)} \left\{ (g_{\alpha\alpha}^2 + g_{\text{LR}}^2) \times \left[1 + 2g_{\alpha\alpha} \ln\left(\frac{D}{|\Omega - \mu_\alpha|}\right) \right] + 4g_d g_{\text{LR}}^2 \ln\left(\frac{D}{|\Omega + \mu_\alpha|}\right) \right\}, \quad (70)$$

$$\text{Im}[T_{\text{LR}}^R(\Omega)] = -\frac{3\pi}{16N(0)} g_{\text{LR}} \left\{ 2g_d \left[1 + 2g_{\text{LL}} \ln\left(\frac{D}{|\Omega - \mu_{\text{L}}|}\right) \right] + 2(g_{\text{RR}}^2 + g_{\text{LR}}^2) \ln\left(\frac{D}{|\Omega - \mu_{\text{R}}|}\right) \right\}, \quad (71)$$

with $\mu_{\text{L}} = -\mu_{\text{R}} = V/2$. Within bare perturbation theory, the T-matrix diverges close to each Fermi surface, or more precisely, for $\Omega \rightarrow \mu_\alpha$, some of the logarithms are cut off by the voltage $V = \mu_{\text{L}} - \mu_{\text{R}}$ while others remains unaffected. In this sense voltage and temperature act very differently as T would cut off all logarithmic terms uniformly. The central question formulated in the introduction is, how the logarithmic divergences which remain for $T \rightarrow 0$ and large V are cut off when the perturbation theory is properly resummed. To find the correct cutoff to order g^2 , we have to use dressed Green functions and vertices in Fig. 4.

As the second-order diagram in Fig. 4 gives only a finite contribution $\text{Im}[T_{\alpha\alpha'}^R(\Omega)] = -3\pi/16N(0) \sum_{\alpha''} g_{\alpha\alpha''} g_{\alpha''\alpha'}$, the inclusion of self-energy, and vertex corrections will produce only subleading corrections of order g^4 , as can be shown by an explicit calculation.

The fate of the logarithms arising to order g^3 is more interesting, and in the following we will therefore carefully evaluate the second diagram in Fig. 4. This contribution involves the spin contractions

$$\tau_{\gamma\gamma}^k \tau_{\gamma'\gamma''}^j \tau_{\gamma''\gamma'}^i \tau_{\gamma\gamma''}^i \tau_{\sigma\sigma'}^j \tau_{\sigma''\sigma'}^j \tau_{\sigma'\sigma}^k = 24 \quad (72)$$

for the Peierls, and

$$\tau_{\gamma\gamma''}^j \tau_{\gamma''\gamma'}^j \tau_{\gamma'\gamma''}^k \tau_{\gamma\gamma''}^i \tau_{\sigma\sigma'}^j \tau_{\sigma''\sigma'}^j \tau_{\sigma'\sigma}^k = -24 \quad (73)$$

for the Cooper channel. Writing out the sum of these two types of diagrams, corresponding to different orientations of the pf-loop, one finds that

$$\begin{aligned}
T_{\alpha\alpha'}^{R(3)}(\Omega) &= \frac{3i}{16} J_{\alpha\alpha''} J_{\alpha''\alpha'''} J_{\alpha'''\alpha'} \int \frac{d\omega}{2\pi} \int \frac{d\varepsilon}{2\pi} \int \frac{d\varepsilon'}{2\pi} \\
&\times \underline{\mathcal{G}}_{\alpha''}^{d''c''}(\Omega + \varepsilon) \underline{\mathcal{G}}_{\alpha'''}^{d'c'}(\Omega + \varepsilon') \\
&\times \{\tilde{\Lambda}_{a''b}^{1d''}(\omega, \omega + \varepsilon) \underline{\mathcal{G}}^{ba}(\omega) \tilde{\Lambda}_{ab'}^{c'1}(\omega + \varepsilon', \omega) \\
&\times \underline{\mathcal{G}}^{b'a'}(\omega + \varepsilon') \tilde{\Lambda}_{a'b''}^{c''d''}(\omega + \varepsilon, \omega + \varepsilon') \underline{\mathcal{G}}^{b''a''}(\omega + \varepsilon) \\
&- \tilde{\Lambda}_{a'b}^{c'1}(\omega, \omega - \varepsilon') \underline{\mathcal{G}}^{ba}(\omega) \\
&\times \tilde{\Lambda}_{ab''}^{1d''}(\omega - \varepsilon, \omega) \underline{\mathcal{G}}^{b''a''}(\omega - \varepsilon) \\
&\times \tilde{\Lambda}_{a''b'}^{c''d''}(\omega - \varepsilon', \omega - \varepsilon) \underline{\mathcal{G}}^{b'a'}(\omega - \varepsilon')\}. \quad (74)
\end{aligned}$$

This Keldysh contraction has a total of 256 terms, of which only a few will contribute in the end. Some will involve a $\underline{\mathcal{G}}^{21}$ which is zero, and others will involve a product of more than one lesser-component $\mathcal{G}^<$, which, being proportional to higher powers of the pf distribution function, will vanish faster than $\langle Q \rangle_\lambda$. Since the Keldysh representation contains $\mathcal{G}^<$ as part of $\mathcal{G}^K = \mathcal{G}^< + \mathcal{G}^>$, it is a daunting task to isolate all contractions with only one factor of $\mathcal{G}^<$. Nevertheless, since we are dealing here with a trace over the pf Keldysh indices, we are free to work in a more convenient basis for the pseudofermions. Thus choosing

$$\zeta = \begin{pmatrix} 1 & 1 \\ 0 & 1 \end{pmatrix}, \quad \zeta^{-1} = \begin{pmatrix} 1 & -1 \\ 0 & 1 \end{pmatrix}, \quad (75)$$

the Keldysh matrix Green functions may be transformed as

$$\hat{\mathcal{G}} = \zeta \underline{\mathcal{G}} \zeta^{-1} = \begin{pmatrix} \mathcal{G}^R & 2\mathcal{G}^< \\ 0 & \mathcal{G}^A \end{pmatrix}, \quad (76)$$

which has the nice property that $\hat{\mathcal{G}}$ becomes diagonal after projection. The renormalized vertices may be considered as functions of only one frequency and therefore take the form (54), which we write loosely as $\Lambda = \delta + L$. For opposite ce Keldysh-indices the vertex retains the structure of the identity-matrix δ under the transformation. For equal ce-indices, the matrix L_{ab} transforms to

$$\hat{L} = \zeta L \zeta^{-1} = {}^0\hat{L} + \lambda \hat{L}, \quad (77)$$

where

$${}^0\hat{L} = \begin{pmatrix} 1 & 0 \\ \phi & -1 \end{pmatrix}, \quad (78)$$

and

$$\lambda \hat{L} = 2n_\lambda(0) \begin{pmatrix} \frac{\psi^*}{2} - \frac{4\Gamma_s \Pi^R(0)}{\Omega^2 + \Gamma_s^2} & \psi \\ 0 & -\frac{\psi^*}{2} - \frac{4\Gamma_s \Pi^A(0)}{\Omega^2 + \Gamma_s^2} \end{pmatrix}, \quad (79)$$

with $\phi = \Omega + i\Gamma/\Omega + i\Gamma_s$ and $\psi = 2i\Gamma_v/\Omega - i\Gamma_s$.

In this representation the contraction in Eq. (74) becomes manageable and one has to deal with merely eight different

types of terms. The full contraction is worked out in Appendix B, resulting in

$$\begin{aligned}
T_{\alpha\alpha'}^{R(3)}(\Omega) &= \frac{3}{16} n_\lambda J_{\alpha\alpha''}^3 J_{\alpha''\alpha'''} J_{\alpha'''\alpha'} \int \frac{d\varepsilon}{2\pi} \int \frac{d\varepsilon'}{2\pi} \\
&\times \{G_{\alpha''}^K(\Omega + \varepsilon) G_{\alpha'''}^R(\Omega + \varepsilon') \mathcal{G}_{\Gamma_s}^A(\varepsilon) \mathcal{G}_{\Gamma_s}^A(\varepsilon') \\
&- [G_{\alpha''}^R(\Omega + \varepsilon) G_{\alpha'''}^K(\Omega + \varepsilon') + G_{\alpha''}^K(\Omega + \varepsilon) \\
&\times G_{\alpha'''}^A(\Omega + \varepsilon')] \mathcal{G}_{\Gamma_s}^A(\varepsilon) \mathcal{G}_{\Gamma_s}^A(\varepsilon - \varepsilon')\}, \quad (80)
\end{aligned}$$

where $\mathcal{G}_{\Gamma_s}^A(\varepsilon) = 1/(\varepsilon - i\Gamma_s)$ are Green functions broadened by Γ_s rather than $\Gamma/2$ and we use the shorthand notation $J_{\alpha\alpha''\alpha'''}^3 = J_{\alpha\alpha''} J_{\alpha''\alpha'''} J_{\alpha'''\alpha'}$. Already at this stage, it is apparent that the vertex corrections have served to replace twice the pf self-energy broadening by Γ_s . Making use of the basic integrals,

$$\int_{-D}^D d\varepsilon \frac{\text{sgn}(\varepsilon + a)(\varepsilon + b)}{(\varepsilon + b)^2 + \Gamma_s^2} = \ln\left(\frac{D^2}{(b-a)^2 + \Gamma_s^2}\right) \quad (81)$$

and

$$\int_{-D}^D d\varepsilon \frac{\text{sgn}(\varepsilon + a)\Gamma}{(\varepsilon + b)^2 + \Gamma_s^2} = 2 \tan^{-1}\left(\frac{b-a}{\Gamma_s}\right), \quad (82)$$

representing a broadened logarithm and a broadened sign-function, respectively, the remaining integrals over ε and ε' are straightforward.

The first line of the integral (80) involves a convolution of G^K with \mathcal{G}^A , which yields

$$-iN(0) \left\{ \ln\left(\frac{D^2}{(\Omega - \mu_{\alpha''})^2 + \Gamma_s^2}\right) + 2i \tan^{-1}\left(\frac{\Omega - \mu_{\alpha''}}{D}\right) \right\}.$$

This term is multiplied by the convolution of $G_{\alpha'}^R$ with $\mathcal{G}_{\Gamma_s}^A$, equal to $iG_{\alpha'}^R(\Omega + i\Gamma_s)$, and altogether the first line yields the imaginary part

$$-2n_\lambda \frac{3\pi}{32} J_{\alpha\alpha''\alpha'''}^3 N(0)^2 \ln\left(\frac{D^2}{(\Omega - \mu_{\alpha''})^2 + \Gamma_s^2}\right). \quad (83)$$

Using a spectral representation for the ce Green functions, the remaining two lines of Eq. (80) can be brought to the form

$$\begin{aligned}
&2n_\lambda \frac{3}{32} J_{\alpha\alpha''\alpha'''}^3 N(0)^2 \int_{-D}^D \frac{d\varepsilon}{2\pi} \int_{-D}^D d\omega \\
&\times \left[\frac{\text{sgn}(\varepsilon - \mu_{\alpha''})}{(\omega - \Omega - i\Gamma_s)(\omega - \varepsilon - i\Gamma_s)} \right. \\
&\left. + \frac{\text{sgn}(\varepsilon - \mu_{\alpha''})}{(\varepsilon - \Omega - i\Gamma_s)(\omega - \varepsilon + i\Gamma_s)} \right]. \quad (84)
\end{aligned}$$

The ω integral in the first term vanishes in the limit $D \rightarrow \infty$, and keeping D finite this term remains smaller than the second term by a factor of Ω/D or Γ_s/D . Keeping only the second term, the imaginary part takes exactly the same form as Eq. (83), and finally we obtain after projection

$$\begin{aligned} \text{Im}[T_{\alpha\alpha}^R(\Omega)] = & -\frac{3\pi}{16N(0)} \left\{ (g_{\alpha\alpha}^2 + g_{\text{LR}}^2) \right. \\ & \times \left[1 + g_{\alpha\alpha} \ln \left(\frac{D^2}{(\Omega - \mu_\alpha)^2 + \Gamma_s^2} \right) \right] \\ & \left. + 2g_{\text{LR}}^2 g_d \ln \left(\frac{D^2}{(\Omega + \mu_\alpha)^2 + \Gamma_s^2} \right) \right\}, \quad (85) \end{aligned}$$

with no summation over α implied. We find precisely the result of bare perturbation theory, Eq. (70), but now with the logarithmic divergences cut off by Γ_s . The same conclusion also holds for T_{LR} . This is the central result of this paper.

V. ANISOTROPIC COUPLINGS: T_1 VERSUS T_2

The longitudinal, and the transverse spin-relaxation rates $1/T_1$ and $1/T_2$ have rather different physical interpretations. It is therefore interesting to determine which combination of the two rates actually controls the logarithmic divergences. In the previous chapter we restricted ourselves to the case of zero magnetic field and isotropic couplings, and in this case we cannot distinguish between the two rates as $1/T_1 = 1/T_2 = \Gamma_s$.

To discriminate between the two rates, even for $B=0$, we generalize the exchange interaction to involve two different couplings

$${}^\perp J_{\alpha'\alpha} (\tau_{\gamma'\gamma}^1 \tau_{\sigma'\sigma}^1 + \tau_{\gamma'\gamma}^2 \tau_{\sigma'\sigma}^2) + {}^z J_{\alpha'\alpha} \tau_{\gamma'\gamma}^3 \tau_{\sigma'\sigma}^3, \quad (86)$$

and we may now repeat all calculations above, keeping track of separate spin-flip and non-spin-flip processes. Since we consider only the case of zero magnetic field, the pf self-energy broadening remains spin-independent and we obtain from Eq. (28), for $V \gg T$ and $B=0$,

$$\Gamma = \Gamma_\perp = \Gamma_\parallel = \frac{\pi}{4} ({}^z g_{\text{LR}}^2 + 2{}^\perp g_{\text{LR}}^2) V. \quad (87)$$

The vertex corrections now take a different form, depending on whether or not the spin is flipped at the vertex. For $T=B=0$ and finite V we obtain $\Gamma_v^\perp = \pi {}^\perp g_{\text{LR}}^2 V/4$ for the spin-flip vertex and $\Gamma_v^z = \pi(2{}^\perp g_{\text{LR}}^2 - {}^z g_{\text{LR}}^2) V/4$ in the case of no spin-flip. Therefore, the longitudinal, and the transverse spin-relaxation rates are given by

$$\frac{1}{T_1} = \Gamma_\perp = \Gamma + \Gamma_v^z = \pi {}^\perp g_{\text{LR}}^2 V, \quad (88)$$

and

$$\frac{1}{T_2} = \Gamma_2 = \Gamma + \Gamma_v^\perp = \frac{\pi}{2} ({}^z g_{\text{LR}}^2 + {}^\perp g_{\text{LR}}^2) V. \quad (89)$$

Notice that $1/T_1=0$ for ${}^\perp g=0$. This is due to a cancellation of vertex, and self-energy corrections, reflecting the conservation of S_z in this case.

How do these spin-relaxation rates modify the logarithmic divergences? A close inspection of the Keldysh contractions and the integrals carried out in Appendix B reveals that only the ${}^0\Lambda$ -part of the renormalized vertex connecting to the out-

going ce-line (i.e., the left most vertex in Fig. 4) gives rise to a logarithmic divergence, and furthermore determines whether this logarithm is cut off by Γ_2 or Γ_1 depending on whether this vertex involves a spin-flip or not. Therefore, in the case of anisotropic couplings, Eq. (85) generalizes to

$$\begin{aligned} \text{Im}[T_{\alpha\alpha'}^R(\Omega)] = & -\frac{\pi}{16N(0)} \sum_{\alpha'',\alpha'''} \left\{ {}^z g_{\alpha\alpha''} \left[{}^z g_{\alpha''\alpha'} \right. \right. \\ & \left. \left. + {}^\perp g_{\alpha''\alpha'''} {}^\perp g_{\alpha'''\alpha'} \ln \left(\frac{D^2}{(\Omega - \mu_{\alpha''})^2 + \Gamma_1^2} \right) \right] \right. \\ & \left. + {}^\perp g_{\alpha\alpha'} \left[2{}^\perp g_{\alpha''\alpha'} + ({}^z g_{\alpha''\alpha'''} {}^\perp g_{\alpha'''\alpha'}) \right. \right. \\ & \left. \left. + {}^\perp g_{\alpha''\alpha'''} {}^z g_{\alpha'''\alpha'} \right] \ln \left(\frac{D^2}{(\Omega - \mu_{\alpha''})^2 + \Gamma_2^2} \right) \right\}. \quad (90) \end{aligned}$$

Roughly speaking, two thirds of the logarithms are broadened by Γ_2 and one third by Γ_1 .

How are these results modified beyond lowest order perturbation theory? In Appendix C we investigate this question in the limit ${}^\perp g \rightarrow 0$ for *finite* ${}^z g$. In this limit, the logarithmic singularities in correlation functions like $\langle S^- S^+ \rangle$ resum in equilibrium to power laws with exponents depending on ${}^z g$. In Appendix C we use a mapping of our problem to a non-equilibrium X-ray edge problem together with results by Ng (Ref. 26) and others^{27,28} to investigate how these power-law singularities are affected by a finite bias voltage and the associated current. We find that all these power laws are cut off by a rate related to $1/T_2$. This has a simple interpretation: For finite ${}^z J$ a finite current is flowing through the system and the corresponding noise prohibits the coherence of the two external spin-flips at low energy. Close inspection reveals that the second logarithm in Eq. (90) is calculated from a correlation function of the type discussed in Appendix C. The nonperturbative results of the Appendix therefore confirm our perturbative Eq. (90). The first logarithm in Eq. (90), however, arises from a different correlator (as one external vertex involves S_z) which we have not tried to calculate to higher orders in ${}^z g$.

Also in the presence of a magnetic field the situation is more complex and at present we do not know which combination of relaxation rates controls the logarithmic divergences arising for $V \approx B$. The vertex corrections depend on B and, as mentioned in Sec. II B 3, also the τ_{cd}^1 part of the vertex renormalizes in this case. Furthermore, the non-spin-flip vertex depends on the orientation of the incoming spin, and its two different components are found only after solving two coupled vertex equations (cf., e.g., Ref. 20).

In many physical situations, $1/T_1$ and $1/T_2$ differ only by a numerical prefactor of order 1 and such a factor in the argument of the logarithms is not important. In this situations it is not necessary to keep track of differences of $1/T_1$ and $1/T_2$, if one is interested in a calculation to leading order in $1/\ln[\max(V,B)/T_k]$ (cf., e.g., Ref. 6).

VI. DISCUSSION

In this paper we have addressed the question how, far out of equilibrium, the presence of a sufficiently large current prohibits the coherent spin-flips necessary for the development of the Kondo effect. In an explicit calculation, we have confirmed the expected answer^{6,7,11-13} that the spin-relaxation rate cuts off the logarithmic corrections of perturbation theory. This implies that for $\Gamma_s \gg T_K$ (i.e., for $V \gg T_K$, see Refs. 6 and 12), the Kondo model stays in the perturbative regime, which allows calculating its properties in a controlled way using perturbative renormalization group.⁶

We have worked out this scenario explicitly for the imaginary part of the conduction electron T matrix, taking into account the joint effect of self-energy, and vertex corrections. In the limit of zero temperature and $\ln(V/T_K) \gg 1$, perturbation theory remains valid and the vertex corrections were determined by summing up diagrams to leading order in $\Gamma/V \sim g^2$. Within bare perturbation theory, the T matrix exhibits logarithmic divergences at the Fermi energies of the left, and the right lead, and we have demonstrated explicitly that the joint effect of dressing pf Green functions as well as exchange vertices with voltage induced particle-hole excitations works to cut off these logarithms by $\Gamma_s = \pi g_{LR}^2 V$. Under certain conditions, the T matrix can be identified with the spectral function on the quantum dot, which can be measured directly by tunneling into the dot.²⁵

To reveal the physical significance of this rate, we have calculated the dynamical transverse spin susceptibility in the presence of a finite bias-voltage. This served to demonstrate that Γ_s is indeed the spin-relaxation rate, broadening the resonance pole at $\omega \sim B$ in this correlation function. Γ_s arises from the stirring up of inter-lead particle-hole excitations, and is found to be proportional, in order g^2 , to the number of conduction electrons passing the constriction per unit time (the factor of proportionality depends, however, on details of the model, such as, e.g., anisotropies of J). We therefore interpret the subsequent attenuation of the Kondo effect as decoherence due to current-induced noise.

Most formulations of perturbative renormalization group in equilibrium completely neglect the role of decoherence and noise and focus instead on the flow of coupling constants. This is justified, as the typical rates are often much smaller than temperature T , which serves as the relevant infrared cutoff. However, since this is not the case in a non-equilibrium situation, decoherence has to be an essential ingredient in any formulation of perturbative renormalization group valid out of equilibrium.^{5,6} We hope that our perturbative calculation, demonstrating how this happens in detail, can serve as a starting point for future developments in this direction.

ACKNOWLEDGMENTS

J.P. acknowledges the hospitality of the Ørsted Laboratory at the University of Copenhagen, where parts of this work were carried out. This work was supported in part by the Center of Functional Nanostructures (J.P. and P.W.) and the Emmy Noether program (A.R.) of the DFG. Additional

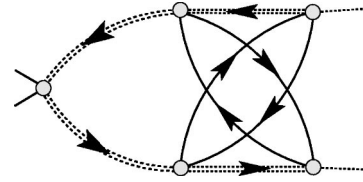


FIG. 5. Vertex correction from crossed particle-hole excitations. Such contributions are smaller than the ladder-type corrections by a factor of Γ/V and are therefore neglected.

Funding by the German-Israeli-Foundation is gratefully acknowledged.

APPENDIX A: VERTEX CORRECTIONS FROM CROSSED RUNGS

To substantiate the statement made in the paragraph after Eq. (50), that higher order contributions to the irreducible pf interaction \tilde{B} lead only to subleading corrections to Γ_s , we here evaluate explicitly the crossed fourth order correction depicted in Fig. 5.

The Feynman rules give the same prefactors in this case, and the contraction of spins yields

$$(\tau^j \tau^i \tau^k \tau^m \tau^n)_{\gamma' \gamma} \text{Tr}[\tau^m \tau^j] \text{Tr}[\tau^i \tau^n] = 20 \tau_{\gamma' \gamma}^k, \quad (\text{A1})$$

as opposed to $4 \tau_{\gamma' \gamma}^k$ obtained in the ladder-type correction. The Keldysh contraction may be expressed in terms of the previously defined tensors V and B as

$$V_{a'b'}^{cd}(\Omega + \omega, \omega) B_{b''a}^{a'b''}(\omega' - \omega) \underline{G}^{b''a''}(\Omega + \omega') \\ \times \underline{G}^{b''a''}(\omega + \omega'' - \omega') B_{b''a''}^{a''b''}(\omega'' - \omega'), \quad (\text{A2})$$

and using the identity (43), this may be worked out to give

$$\frac{0}{\times} \tilde{\Lambda}_{ab}^{cd(4)}(\Omega + \omega'', \omega'') \\ = \frac{5}{2} \delta_{cd} \tau_{aa}^3 \int \frac{d\omega'}{2\pi} \frac{2\Pi^>(\omega')}{\Omega + i\Gamma} \\ \times 2\Pi^>(\omega'' - \omega') \mathcal{G}^R(\Omega + \omega') \mathcal{G}^R(\omega' - \omega''). \quad (\text{A3})$$

Since this contribution maintains the same Keldysh structure, $\delta_{cd} \tau_{aa}^3$, as the solution (49), it will only lead to subleading corrections to Γ_s . In fact, this crossed contribution looks very much like the ladder-type correction (48), except that the second pair of pf Green's function have the structure of an RR product, as a function of ω' , and when integrated with $\Pi^>$ this makes Eq. (A3) smaller than, Eq. (48) by a factor Γ/V .

Notice that, in contrast to the ladder diagrams, the crossed diagram in Fig. 5 involves a loop-integral over $\mathcal{G}\mathcal{G}\Pi$, which does not warrant the omission of RR and AA terms leading to Eq. (43). However, keeping all terms in the V-tensor, a rather lengthy contraction leads to a result which differs somewhat from Eq. (A3), but nevertheless maintains the Keldysh tensor structure and remains smaller than Eq. (48) by a factor Γ/V .

APPENDIX B: CONTRACTIONS FOR $T^{R(3)}$

In this Appendix, we work out the contraction of Keldysh indices in Eq. (74). There is a total of nine different nonzero contraction of ce Keldysh-indices, each of which involve renormalization of either zero, one, two or all three vertices. This gives rise to a total of 2^3 =eight different types of pf traces, which we need to work out. If the two ce Keldysh indices are different, a vertex contributes with a factor of δ_{ab} rather than L_{ab} . Thus a term with all three vertices renormalized contributes with $\text{Tr}[\hat{L}\hat{G}\hat{L}\hat{G}\hat{L}\hat{G}]$, whereas a term with no vertices renormalized contributes $\text{Tr}[\delta\hat{G}\delta\hat{G}\delta\hat{G}]$. Our strategy will be to perform the contraction and the loop-integral over ω without including the λ -dependent part of the vertex. After this has been done, it will be a simple matter to include the additional effects of ${}^\lambda\hat{L}$, by going through very similar steps once more.

We begin by listing a few useful facts about the relevant matrix products

$${}^0\hat{L}\hat{G} = \begin{pmatrix} \mathcal{G}^R & 2\mathcal{G}^< \\ \phi\mathcal{G}^R & 2\phi\mathcal{G}^< - \mathcal{G}^A \end{pmatrix}, \quad \delta\hat{G} = \begin{pmatrix} \mathcal{G}^R & 2\mathcal{G}^< \\ 0 & \mathcal{G}^A \end{pmatrix} \quad (\text{B1})$$

and

$$\begin{aligned} & \text{Tr} \left[\begin{pmatrix} a_1 & b_1 \\ c_1 & d_1 \end{pmatrix} \begin{pmatrix} a_2 & b_2 \\ c_2 & d_2 \end{pmatrix} \begin{pmatrix} a_3 & b_3 \\ c_3 & d_3 \end{pmatrix} \right] \\ & = a_1a_2a_3 + b_1c_2a_3 + a_1b_2c_3 + b_1d_2c_3 + c_1a_2b_3 \\ & \quad + d_1c_2b_3 + c_1b_2d_3 + d_1d_2d_3. \end{aligned} \quad (\text{B2})$$

The *lesser* component Green function takes the form $\mathcal{G}^< = n_\lambda(\mathcal{G}^A - \mathcal{G}^R)$, and neglecting their slow frequency dependence we may consider the pf distribution functions as constant prefactors. This allows us to expand all terms in products of three Green functions which are either retarded or advanced, and to use rules like $\mathcal{G}_1^R\mathcal{G}_2^R\mathcal{G}_3^R = \mathcal{G}_1^A\mathcal{G}_2^A\mathcal{G}_3^A = 0$, implied by the subsequent loop integration which can now be performed by closing in the half-plane with no poles. Notice that including the frequency dependence in either factors of n_λ or Π^{ab} , coming from either propagators or vertices, would render such loop-integrals nonzero. Nevertheless, these contributions will be smaller than the terms which we retain by a factor Γ/V and can therefore be neglected. Furthermore, the projection allows us to neglect terms which are proportional to $\mathcal{G}^<\mathcal{G}^<$ or $\mathcal{G}^<\mathcal{G}^<\mathcal{G}^<$.

With these few rules at hand one may work out the following catalog:

$$\begin{aligned} & \text{Tr}[({}^0\hat{L}\hat{G})_1({}^0\hat{L}\hat{G})_2({}^0\hat{L}\hat{G})_3] \\ & = 4n_\lambda\{\phi_1(\mathcal{G}_1^R\mathcal{G}_2^R\mathcal{G}_3^A - \mathcal{G}_1^R\mathcal{G}_2^A\mathcal{G}_3^A) \\ & \quad + \phi_2(\mathcal{G}_1^A\mathcal{G}_2^R\mathcal{G}_3^R - \mathcal{G}_1^A\mathcal{G}_2^R\mathcal{G}_3^A) + \phi_3(\mathcal{G}_1^R\mathcal{G}_2^A\mathcal{G}_3^R - \mathcal{G}_1^A\mathcal{G}_2^A\mathcal{G}_3^R)\}, \end{aligned}$$

$$\text{Tr}[({}^0\hat{L}\hat{G})_1({}^0\hat{L}\hat{G})_2(\delta\hat{G})_3] = 4n_\lambda\{\phi_1\mathcal{G}_1^R\mathcal{G}_2^A\mathcal{G}_3^A + \phi_2\mathcal{G}_1^A\mathcal{G}_2^R\mathcal{G}_3^R\},$$

$$\text{Tr}[({}^0\hat{L}\hat{G})_1(\delta\hat{G})_2({}^0\hat{L}\hat{G})_3] = 4n_\lambda\{\phi_1\mathcal{G}_1^R\mathcal{G}_2^R\mathcal{G}_3^A + \phi_3\mathcal{G}_1^A\mathcal{G}_2^A\mathcal{G}_3^R\},$$

$$\text{Tr}[(\delta\hat{G})_1({}^0\hat{L}\hat{G})_2({}^0\hat{L}\hat{G})_3] = 4n_\lambda\{\phi_2\mathcal{G}_1^A\mathcal{G}_2^R\mathcal{G}_3^A + \phi_3\mathcal{G}_1^R\mathcal{G}_2^A\mathcal{G}_3^R\}. \quad (\text{B3})$$

The remaining four possibilities all vanish, and we are left with contributions from terms with either two or three vertices renormalized. Working out the loop-integral over ω , we get, e.g.,

$$\begin{aligned} \int \frac{d\omega}{2\pi} \phi_1\mathcal{G}_1^R\mathcal{G}_2^R\mathcal{G}_3^A &= \int \frac{d\omega}{2\pi} \phi(-\varepsilon)\mathcal{G}^R(\omega) \\ & \quad \times \mathcal{G}^R(\omega + \varepsilon')\mathcal{G}^A(\omega + \varepsilon) \\ &= i\mathcal{G}_{\Gamma_s}^A(\varepsilon)\mathcal{G}_{\Gamma_s}^A(\varepsilon - \varepsilon'), \end{aligned} \quad (\text{B4})$$

where we have introduced the notation $\mathcal{G}_{\Gamma_s}^A(\varepsilon) = (\varepsilon - i\Gamma_s)^{-1}$, and $\mathcal{G}_{\Gamma}^A(\varepsilon) = (\varepsilon - i\Gamma)^{-1}$ for the *double-broadened* pf Green functions. We see that the vertex corrections serve to replace Γ by Γ_s in products of certain internal Green functions, and working out all the integrals, we obtain the following list for the Peierls channel:

$$\begin{aligned} \int \frac{d\omega}{2\pi} \phi_1\mathcal{G}_1^R\mathcal{G}_2^R\mathcal{G}_3^A &= i\mathcal{G}_{\Gamma_s}^A(\varepsilon)\mathcal{G}_{\Gamma_s}^A(\varepsilon - \varepsilon'), \\ \int \frac{d\omega}{2\pi} \phi_1\mathcal{G}_1^R\mathcal{G}_2^A\mathcal{G}_3^A &= -i\mathcal{G}_{\Gamma_s}^A(\varepsilon)\mathcal{G}_{\Gamma_s}^A(\varepsilon'), \\ \int \frac{d\omega}{2\pi} \phi_2\mathcal{G}_1^A\mathcal{G}_2^R\mathcal{G}_3^R &= i\mathcal{G}_{\Gamma_s}^R(\varepsilon)\mathcal{G}_{\Gamma_s}^R(\varepsilon'), \\ \int \frac{d\omega}{2\pi} \phi_2\mathcal{G}_1^A\mathcal{G}_2^R\mathcal{G}_3^A &= i\mathcal{G}_{\Gamma_s}^R(\varepsilon')\mathcal{G}_{\Gamma_s}^A(\varepsilon - \varepsilon'), \\ \int \frac{d\omega}{2\pi} \phi_3\mathcal{G}_1^R\mathcal{G}_2^A\mathcal{G}_3^R &= -i\mathcal{G}_{\Gamma_s}^A(\varepsilon')\mathcal{G}_{\Gamma_s}^R(\varepsilon - \varepsilon'), \\ \int \frac{d\omega}{2\pi} \phi_3\mathcal{G}_1^A\mathcal{G}_2^A\mathcal{G}_3^R &= -i\mathcal{G}_{\Gamma_s}^R(\varepsilon)\mathcal{G}_{\Gamma_s}^R(\varepsilon - \varepsilon'). \end{aligned} \quad (\text{B5})$$

As may be seen from Eq. (74), the corresponding products for the Cooper channel can be obtained from these by the shift of variables $\varepsilon \rightarrow -\varepsilon'$, and $\varepsilon' \rightarrow -\varepsilon$. Using the fact that $\mathcal{G}^R(-\varepsilon) = -\mathcal{G}^A(\varepsilon)$, one readily obtains the following list, to be used for the Cooper channel:

$$\begin{aligned} \int \frac{d\omega}{2\pi} \phi_1\mathcal{G}_1^R\mathcal{G}_2^R\mathcal{G}_3^A &= -i\mathcal{G}_{\Gamma_s}^R(\varepsilon')\mathcal{G}_{\Gamma_s}^A(\varepsilon - \varepsilon'), \\ \int \frac{d\omega}{2\pi} \phi_1\mathcal{G}_1^R\mathcal{G}_2^A\mathcal{G}_3^A &= -i\mathcal{G}_{\Gamma_s}^R(\varepsilon')\mathcal{G}_{\Gamma_s}^R(\varepsilon), \\ \int \frac{d\omega}{2\pi} \phi_2\mathcal{G}_1^A\mathcal{G}_2^R\mathcal{G}_3^R &= i\mathcal{G}_{\Gamma_s}^A(\varepsilon')\mathcal{G}_{\Gamma_s}^A(\varepsilon), \\ \int \frac{d\omega}{2\pi} \phi_2\mathcal{G}_1^A\mathcal{G}_2^R\mathcal{G}_3^A &= -i\mathcal{G}_{\Gamma_s}^A(\varepsilon)\mathcal{G}_{\Gamma_s}^A(\varepsilon - \varepsilon'), \end{aligned}$$

$$\int \frac{d\omega}{2\pi} \phi_3 \mathcal{G}_1^R \mathcal{G}_2^A \mathcal{G}_3^R = i \mathcal{G}_{\Gamma_s}^R(\varepsilon) \mathcal{G}_{\Gamma_s}^R(\varepsilon - \varepsilon'),$$

$$\int \frac{d\omega}{2\pi} \phi_3 \mathcal{G}_1^A \mathcal{G}_2^A \mathcal{G}_3^R = i \mathcal{G}_{\Gamma_s}^A(\varepsilon') \mathcal{G}_{\Gamma_s}^R(\varepsilon - \varepsilon'). \quad (\text{B6})$$

It is now straightforward to carry out the contraction of ce Keldysh indices in Eq. (74), and one finds the combination

$$G^R G^R \text{Tr}[(^0\hat{L}\hat{G})_1(^0\hat{L}\hat{G})_2(^0\hat{L}\hat{G})_3]$$

$$+ G^K G^R \text{Tr}[(^0\hat{L}\hat{G})_1(^0\hat{L}\hat{G})_2(\delta\hat{G})_3]$$

$$+ (G^R G^K + G^K G^A) \text{Tr}[(^0\hat{L}\hat{G})_1(\delta\hat{G})_2(^0\hat{L}\hat{G})_3]$$

for the Peierls, and

$$G^R G^R \text{Tr}[(^0\hat{L}\hat{G})_1(^0\hat{L}\hat{G})_2(^0\hat{L}\hat{G})_3]$$

$$+ G^K G^R \text{Tr}[(^0\hat{L}\hat{G})_1(^0\hat{L}\hat{G})_2(\delta\hat{G})_3]$$

$$+ (G^R G^K + G^K G^A) \text{Tr}[(\delta\hat{G})_1(^0\hat{L}\hat{G})_2(^0\hat{L}\hat{G})_3]$$

for the Cooper-channel. Together, the two channels contribute the integral

$$T_{\alpha\alpha'}^R{}^{(3)}(\Omega) = \frac{3}{16} n_\lambda J_{\alpha\alpha'\alpha''\alpha'}^3 \int \frac{d\varepsilon}{2\pi} \int \frac{d\varepsilon'}{2\pi}$$

$$\times \{ G_{\alpha''}^K(\Omega + \varepsilon) G_{\alpha''}^R(\Omega + \varepsilon') \mathcal{G}_{\Gamma_s}^A(\varepsilon) \mathcal{G}_{\Gamma_s}^A(\varepsilon')$$

$$- [G_{\alpha''}^R(\Omega + \varepsilon) G_{\alpha''}^K(\Omega + \varepsilon')$$

$$+ G_{\alpha''}^K(\Omega + \varepsilon) G_{\alpha''}^A(\Omega + \varepsilon')] \mathcal{G}_{\Gamma_s}^A(\varepsilon) \mathcal{G}_{\Gamma_s}^A(\varepsilon - \varepsilon') \}.$$
(B7)

To include the effects of ${}^\lambda\hat{L}$, one may go through the same steps and build up a similar catalog of terms. We have to include all terms with exactly one factor of ${}^\lambda\hat{L}$, since terms with two or three factors vanish faster than $\langle Q \rangle_\lambda$ under projection. To leading order in Γ/V , there will still only be contributions with either two or three vertices renormalized. Whereas ${}^0\hat{L}$ ended up contributing only with its 21-entry, ϕ , this entry is zero in ${}^\lambda\hat{L}$ and instead one finds only contributions from its 12-entry, ψ . A typical contribution from the Peierls-channel now takes the form

$$\int \frac{d\omega}{2\pi} \text{Tr}[(^0\hat{L}\hat{G})_1({}^\lambda\hat{L}\hat{G})_2(\delta\hat{G})_3] = 2n_\lambda \int \frac{d\omega}{2\pi} \phi_1 \mathcal{G}_1^R \psi_2 \mathcal{G}_2^A \mathcal{G}_3^A$$

$$= 4n_\lambda \frac{i\Gamma_v}{\varepsilon' - i\Gamma_s} \mathcal{G}_{\Gamma_s}^A(\varepsilon') \mathcal{G}_{\Gamma_s}^A(\varepsilon),$$

and a term like this eventually adds up with a similar term from $\text{Tr}[(^0\hat{L}\hat{G})_1(^0\hat{L}\hat{G})_2(\delta\hat{G})_3]$, having a 1 in place of the factor of $i\Gamma_v/(\varepsilon' - i\Gamma_s)$, to contribute $4n_\lambda \mathcal{G}_{\Gamma_s}^A(\varepsilon') \mathcal{G}_{\Gamma_s}^A(\varepsilon)$. Working out the full contribution, from both the Peierls, and the Cooper-channel, one finds that all surviving terms combine in similar ways, and the total effect of including ${}^\lambda\hat{L}$ is there-

fore simply to replace Γ by Γ_s in Eq. (B7). This finally leads to the integral (80) quoted in the main text.

APPENDIX C: CUTTING OFF X-RAY EDGE SINGULARITIES IN THE ANISOTROPIC KONDO MODEL

In this Appendix, we investigate the anisotropic Kondo model in the case of a *vanishing* spin-flip coupling ${}^{\perp}J=0$ and *finite* zJ . In this limit, certain equilibrium correlation functions are singular at the Fermi energy, they display the so-called x-ray edge singularities whenever the spin is flipped. In the following, we investigate how these singularities are modified in the case of a finite voltage.

Even for ${}^{\perp}J=0$ a finite current is flowing through the system as ${}^zJ_{LR} \neq 0$ and we therefore expect that the associated noise will cut off all singularities. Fortunately, a very similar problem has been solved exactly by Ng (Ref. 26) (see also Refs. 27 and 28), who considered the effects of suddenly switching on the tunneling between two (noninteracting) leads.

We will show that our problem (for ${}^{\perp}J=0$) can be mapped exactly on the one solved by Ng. The fact that this is possible is not obvious as he considered a situation where for times $t < t_i$ no current is flowing, whereas in our case the same current passes the dot before and after the spin-flip.

Ng considered the Hamiltonian²⁶

$$H_x = H_0(V) + \sum_{\alpha,\alpha',\mathbf{k},\mathbf{k}',\sigma,\sigma'} V_{\alpha'\alpha} c_{\alpha'\mathbf{k}'}^\dagger c_{\alpha\mathbf{k}} \theta(t_f - t) \theta(t - t_i), \quad (\text{C1})$$

where $H_0(V) = \sum_{\alpha,\mathbf{k},\sigma} (\varepsilon_{\mathbf{k}} - \mu_\alpha) c_{\alpha\mathbf{k}\sigma}^\dagger c_{\alpha\mathbf{k}\sigma}$ describes the two leads with the bias voltage $V = \mu_L - \mu_R$. The tunneling between the left and the right lead (and a potential scattering) is switched on for times between t_i and t_f . This generalization of the usual x-ray edge problem to two different Fermi seas was solved by Ng,²⁶ using a generalization of the method devised by Nozières and De Dominicis for the problem with only a single Fermi sea. He finds that the relevant spectral function exhibits power law singularities near each of the two Fermi energies in the left and right leads, which are, however, cut off by a voltage induced broadening given in terms of complex phase-shifts (see Ref. 26 for details) $\delta_{L/R}$, by

$$\Gamma_x = \frac{V}{2\pi} \text{Im} [\delta_L - \delta_R]. \quad (\text{C2})$$

For ${}^{\perp}g=0$ and $B=0$, the Kondo Hamiltonian (2) reduces to two separate potential scattering problems for conduction electrons of spin up and down, respectively,

$$H = H_0(V) + \sum_{\alpha,\alpha',\mathbf{k},\mathbf{k}',\sigma,\sigma'} ({}^zJ_{\alpha'\alpha} S^z/2) c_{\alpha'\mathbf{k}'}^\dagger \tau_{\sigma'\sigma}^3 c_{\alpha\mathbf{k}\sigma} \quad (\text{C3})$$

and we want to study the effect of a single spin-flip, i.e., correlation functions like $\langle S^-(t_f) S^+(t_i) \rangle$ or $\langle [c_{\alpha'\mathbf{k}'}^\dagger(t_f) S^-(t_f)] [S^+(t_i) c_{\alpha\mathbf{k}}(t_i)] \rangle$ (which is related to the

T-matrix). For these correlation functions, the spin points down for $t < t_i$, i.e., $S_z = -1/2$ and $H(t < t_i) = H_i = H_0(V) - \frac{1}{4} \sum_{\alpha, \alpha', \mathbf{k}, \mathbf{k}', \sigma, \sigma'} z J_{\alpha' \alpha} c_{\alpha' \mathbf{k}' \sigma'}^\dagger \tau_{\sigma' \sigma}^3 c_{\alpha \mathbf{k} \sigma}$. To map Eq. (C3) onto Eq. (C1) we note that $S_z = 1/2$ for $t_i < t < t_f$ and therefore

$$H = H_i + \sum_{\alpha, \alpha', \mathbf{k}, \mathbf{k}', \sigma, \sigma'} (z J_{\alpha' \alpha} / 2) c_{\alpha' \mathbf{k}' \sigma'}^\dagger \tau_{\sigma' \sigma}^3 c_{\alpha \mathbf{k} \sigma} \theta(t_f - t) \theta(t - t_i). \quad (\text{C4})$$

H_i can easily be diagonalized in terms of scattering states. Scattering states coming from the left (right) lead are occupied according to the left (right) chemical potential and therefore, Eq. (C4) takes the form (C1) when rewritten in terms of those scattering states.

To determine the scattering states of H_i , we represent for convenience the two semi-infinite leads by infinite chiral wires of right-movers. In this representation, the scattering wave-functions $\Phi_{k\sigma}^{\alpha' \alpha}(x)$ describe the amplitude of plane waves coming from lead α

$$\Phi_{k\sigma}^{\alpha' \alpha}(x) = [\theta(-x) \delta_{\alpha' \alpha} + \theta(x) S_{\alpha' \alpha}] e^{ikx}, \quad (\text{C5})$$

where $x < 0$ ($x > 0$) refers to incoming (outgoing) waves in lead α' . The scattering matrix $S_{\alpha' \alpha}$ is determined from the Schrödinger equation

$$\left[-i v_F \partial_x \delta_{\alpha' \alpha'} - \frac{\sigma}{4} z J_{\alpha' \alpha'} \delta(x) \right] \Phi_{k\sigma}^{\alpha' \alpha}(x) = \varepsilon \Phi_{k\sigma}^{\alpha' \alpha}(x), \quad (\text{C6})$$

and regularizing the delta function by using $\theta(0) = 1/2$ we obtain

$$S_{LL} = \frac{1 - (z g_{LR}^2 - z g_{LL} z g_{RR}) / 64 + i \sigma (z g_{LL} - z g_{RR}) / 8}{1 + (z g_{LR}^2 - z g_{LL} z g_{RR}) / 64 - i \sigma (z g_{LL} + z g_{RR}) / 8},$$

$$S_{LR} = \frac{z g_{LR} 2i\sigma / 8}{1 + (z g_{LR}^2 - z g_{LL} z g_{RR}) / 64 - i \sigma (z g_{LL} + z g_{RR}) / 8}, \quad (\text{C7})$$

with $z g_{\alpha \alpha'} = N(0) z J_{\alpha \alpha'}$ and $N(0) = 1/v_F$.

Rewriting Eq. (C4) in terms of these scattering states, we can read off the potential in Eq. (C1)

$$V_{\alpha' \alpha} = \frac{1}{2} \sum_{\beta \beta'} z J_{\beta' \beta} [\Phi_{\sigma}^{\beta' \alpha'}(0)]^* \Phi_{\sigma}^{\beta \alpha}(0). \quad (\text{C8})$$

Using this formula and the results by Ng,²⁶ one can easily work out the relevant correlation functions when taking into account that the spin-up and spin-down problems separate. The corresponding correlation functions are therefore multiplied in the time-domain and convoluted as a function of frequency. We will not display the rather lengthy formulas, but only note that all divergences close to the two Fermi levels are cut off by the appropriate relaxation rates (C2) [the rates for spin-up and spin-down add as $e^{-\Gamma \uparrow t} e^{-\Gamma \downarrow t} = e^{-(\Gamma \uparrow + \Gamma \downarrow)t}$].

To make contact with our perturbative results, we will now consider the case of small zJ . In this limit $V_{\alpha' \alpha} \approx z J_{\beta' \beta} / 2$. Inserting this into Eqs. (11d) and (11f) of Ref. 26, determining the complex phase-shifts $\delta_{L/R}$, expanding the result to leading order in $V_{\alpha' \alpha}$ and adding spin-up and spin-down contributions, we find

$$\Gamma_x = \frac{\pi}{2} V |z g_{LR}|^2, \quad (\text{C9})$$

which coincides with our $\Gamma_2 = 1/T_2$ in Eq. (89), in the limit of $\pm g \rightarrow 0$. Note that the first logarithm in Eq. (90) arises from a diagram with S_z at an external vertex. Therefore the corresponding correlator is not of the x ray edge form discussed in this Appendix.

¹A. C. Hewson, *The Kondo Problem to Heavy Fermions* (Cambridge University, Cambridge, England, 1993).

²D. Goldhaber-Gordon, Hadas Shtrikman, D. Mahalu, David Abusch-Magder, U. Meirav, and M. A. Kastner, *Nature* (London) **391**, 156 (1998); S. M. Cronenwett, T. H. Oosterkamp, and L. P. Kouwenhoven, *Science* **281**, 540 (1998); W. G. van der Wiel, S. De Franceschi, T. Fujisawa, J. M. Elzerman, S. Tarucha, and L. P. Kouwenhoven, *ibid.* **289**, 2105 (2000); J. Nygård, D. H. Cobden, and P. E. Lindelof, *Nature* (London) **408**, 342 (2000).

³J. Korringa, *Physica* (Amsterdam) **16**, 601 (1950).

⁴Y.-L. Wang and D. J. Scalapino, *Phys. Rev.* **117**, 734 (1968).

⁵H. Schoeller and J. König, *Phys. Rev. Lett.* **84**, 3686 (2000); M. Keil, Ph.D. thesis, Aachen (2002); H. Schoeller, *Lect. Notes Phys.* **544**, 137 (2000).

⁶A. Rosch, J. Paaske, J. Kroha, and P. Wölfle, *Phys. Rev. Lett.* **90**, 076804 (2003).

⁷E. L. Wolf and D. L. Losee, *Phys. Rev. Lett.* **23**, 1457 (1969).

⁸J. Appelbaum, *Phys. Rev. Lett.* **17**, 91 (1966); *Phys. Rev.* **154**, 633 (1967).

⁹J. Appelbaum and L. Y. Shen, *Phys. Rev. B* **5**, 544 (1972).

¹⁰S. Berman, D. E. Paraskevopoulos, and P. M. Tedrow, *Phys. Rev. B* **17**, 2110 (1978).

¹¹Y. Meir, N. S. Wingreen, and P. A. Lee, *Phys. Rev. Lett.* **70**, 2601 (1993); N. S. Wingreen and Y. Meir, *Phys. Rev. B* **49**, 11 040 (1994).

¹²A. Rosch, J. Kroha, and P. Wölfle, *Phys. Rev. Lett.* **87**, 156802 (2001).

¹³A. Kaminski, Yu. V. Nazarov, and L. I. Glazman, *Phys. Rev. Lett.* **83**, 384 (1999); *Phys. Rev. B* **62**, 8154 (2000).

¹⁴P. Coleman, C. Hooley, and O. Parcollet, *Phys. Rev. Lett.* **86**, 4088 (2001); P. Coleman and W. Mao, cond-mat/0203001. Cf. however O. Parcollet and C. Hooley, *Phys. Rev. B* **66**, 085315 (2002).

¹⁵M. N. Kiselev, K. Kikoin, and L. W. Molenkamp, *Phys. Rev. B* **68**, 155323 (2003); *JETP Lett.* **77**, 366 (2003).

¹⁶W. Mao, P. Coleman, C. Hooley, and D. Langreth, *Phys. Rev. Lett.* **91**, 207203 (2003).

¹⁷A. Shnirman and Y. Makhlin, *Phys. Rev. Lett.* **91**, 207204 (2003).

¹⁸J. Paaske, A. Rosch, and P. Wölfle, *Phys. Rev. B* **69**, 155330

- (2004).
- ¹⁹J. Rammer and H. Smith, *Rev. Mod. Phys.* **58**, 323 (1986).
- ²⁰M. B. Walker, *Phys. Rev. B* **176**, 432 (1968); *Phys. Rev. B* **1**, 3690 (1970).
- ²¹W. Götze and P. Wölfle, *JLTP* **5**, 575 (1971).
- ²²D. Langreth and J. Wilkins, *Phys. Rev. B* **6**, 3189 (1972).
- ²³D. C. Langreth, in *Linear and Nonlinear Electron Transport in Solids*, edited by J. T. Devreese and E. Van Doren (Plenum, New York, 1976); H. Haug and A.-P. Jauho, *Quantum Kinetics in Transport and Optics of Semiconductors* (Springer-Verlag, Berlin, 1996).
- ²⁴A. Rosch, T. A. Costi, J. Paaske, and P. Wölfle, *Phys. Rev. B* **68**, 014430 (2003).
- ²⁵S. De Franceschi, R. Hanson, W. G. van der Wiel, J. M. Elzerman, J. J. Wijkema, T. Fujisawa, S. Tarucha, and L. P. Kouwenhoven, *Phys. Rev. Lett.* **89**, 156801 (2002).
- ²⁶Tai-Kai Ng, *Phys. Rev. B* **51**, R2009 (1995); *Phys. Rev. A* **54**, 5814 (1996).
- ²⁷M. Combescot and B. Roulet, *Phys. Rev. B* **61**, 7609 (2000).
- ²⁸B. Muzykantskii, N. d'Ambrumenil, and B. Braunecker, *Phys. Rev. Lett.* **91**, 266602 (2003).