

Second harmonics and compensation effect in ceramic superconductors

Mai Suan Li

Institute of Physics, Polish Academy of Sciences, Al. Lotnikow 32/46, 02-668 Warsaw, Poland

(Received 5 May 1998; revised manuscript received 5 March 1999)

A three-dimensional lattice of the Josephson junctions with a finite self-conductance is employed to model the ceramic superconductors. The nonlinear ac susceptibility and the compensation effect are studied by Monte Carlo simulations in this model. The compensation effect is shown to be due to the existence of the chiral glass phase. We demonstrate, in agreement with experiments, that this effect may be present in the ceramic superconductors which show the paramagnetic Meissner effect. [S0163-1829(99)07525-6]

One of the most fascinating discoveries in condensed matter physics is the paramagnetic Meissner effect (PME) in certain ceramic superconductors.^{1,2} The nature of the unusual paramagnetic behavior may be related to the appearance of spontaneous supercurrents (or of orbital moments).³ The latter appear due to the existence of π junctions characterized by the negative Josephson couplings.^{3,4} Furthermore, Sigrist and Rice argued that the PME in the high- T_c superconductors is consistent with the d -wave superconductivity.⁵ This effect is successfully reproduced in a single loop model⁵ as well as in a model of interacting junction-loops.^{6,7}

The mechanism of the PME based on the d -wave symmetry of the order parameter remains ambiguous because it is not clear why this effect could not be observed in many ceramic materials. More importantly, the paramagnetic response has been seen even in the conventional Nb (Refs. 8–10) and Al (Ref. 11) superconductors. In order to explain the PME in terms of conventional superconductivity one can employ the idea of the flux compression inside of a sample. Such phenomenon becomes possible in the presence of the inhomogeneities¹² or of the sample boundary.¹³ Thus the intrinsic mechanism leading to the PME is still under debate.^{11,14}

Recently Heinzel *et al.*¹⁵ have shown that the PME may be analyzed by the compensation technique based on the measurement of the second harmonics of the magnetic ac susceptibility. Their key observation is that the so-called compensation effect (CE) appears only in the samples which show the PME but not in those which do not. Overall, this effect may be detected in the following way. The sample is cooled in the external dc field down to a low temperature and then the field is switched off. At the fixed low T the second harmonics are monitored by applying the dc and ac fields to the sample. Due to the presence of nonzero spontaneous orbital moments the remanent magnetization or, equivalently, the internal field appears in the cooling process. If the direction of the external dc field is identical to that during the field cooled (FC) procedure, the induced shielding currents will reduce the remanence. Consequently, the absolute value of the second harmonics $|\chi_2|$ decreases until the signal of the second harmonics is minimized at a field $H_{dc} = H_{com}$. Thus the CE is a phenomenon in which the external and internal fields are compensated and the second harmonics become zero.

The goal of this paper is to explain the CE theoretically by Monte Carlo simulations. Our starting point is based on the possible existence of the chiral glass phase¹⁶ in which the remanence necessary for observing the CE should occur in the cooling procedure. Such remanence phenomenon is similar to what happens in spin glass. Furthermore, the PME related to the CE can also be observed in the chiral glass phase.^{7,16,17} There are several experimental results¹⁸ which appear to corroborate the existence of such a glassy phase in ceramic high- T_c superconductors.

In the chiral glass phase the frustration due to existence of 0- and π -junctions (0-junctions correspond to positive Josephson contact energies) leads to nonzero supercurrents.¹⁶ The internal field (or the remanent magnetization) induced by the supercurrents in the cooling process from high temperatures to the chiral glass phase may compensate the external dc field.

We model ceramic superconductors by the three-dimensional XY model of the Josephson network with finite self-inductance. We show that in the FC regime the CE appears in the samples which show the PME but not in those containing only 0-junctions. In the zero field cooled (ZFC) regime decreasing the external dc field also gives rise to the CE in the frustrated ceramics. Both of these findings agree with the experimental data of Heinzel *et al.*¹⁵

We neglect the charging effects of the grain and consider the following Hamiltonian:^{6,7}

$$\mathcal{H} = - \sum_{\langle ij \rangle} J_{ij} \cos(\theta_i - \theta_j - A_{ij}) + \frac{1}{2\mathcal{L}} \sum_p (\Phi_p - \Phi_p^{\text{ext}})^2,$$

$$\Phi_p = \frac{\phi_0}{2\pi} \sum_{\langle ij \rangle}^p A_{ij}, \quad A_{ij} = \frac{2\pi}{\phi_0} \int_i^j \vec{A}(\vec{r}) d\vec{r}, \quad (1)$$

where θ_i is the phase of the condensate of the grain at the i th site of a simple cubic lattice, \vec{A} is the fluctuating gauge potential at each link of the lattice, ϕ_0 denotes the flux quantum, J_{ij} denotes the Josephson coupling between the i th and j th grains, \mathcal{L} is the self-inductance of a loop (an elementary plaquette), while the mutual inductance between different loops is neglected. The first sum is taken over all nearest-neighbor pairs and the second sum is taken over all elementary plaquettes on the lattice. Fluctuating variables to be summed over are the phase variables, θ_i , at each site and the

gauge variables, A_{ij} , at each link. Φ_p is the total magnetic flux threading through the p th plaquette, whereas Φ_p^{ext} is the flux due to an external magnetic field applied along the z direction,

$$\Phi_p^{\text{ext}} = \begin{cases} HS & \text{if } p \text{ is on the } \langle xy \rangle \text{ plane} \\ 0 & \text{otherwise,} \end{cases} \quad (2)$$

where S denotes the area of an elementary plaquette. The external field H includes the dc and ac parts and it is given by

$$H = H_{\text{dc}} + H_{\text{ac}} \cos(\omega t). \quad (3)$$

It should be noted that the dc field is necessary to generate even harmonics.

In the present paper, we consider two models with two types of bond distributions. Model I: the sign of the Josephson couplings could be either positive (0-junction) or negative (π -junction) and the spin glass type bimodal ($\pm J$) distribution of J_{ij} is taken. The coexistence of 0- and π -junctions gives rise to frustration even in zero external field and the chiral glass phase may occur at low temperatures.¹⁶ Model II: the interactions J_{ij} are assumed to be ‘‘ferromagnetic’’ and distributed uniformly between 0 and $2J$. Obviously, there is no frustration in zero external field in this model. It has been also demonstrated that the PME is present in model I but not in model II.⁷

The ac linear susceptibility of models I and II has been studied⁷ by Monte Carlo simulations. It was found that, due to the frustration, model I exhibits much stronger dissipation than model II in the low frequency regime. Here we go beyond our previous calculations of the linear ac susceptibility.⁷ We study the dependence of the second harmonics as a function of the dc field. In this way, we can make a direct comparison with the CE observed in the experiments.¹⁵ The second harmonics of a similar Josephson network model with a finite self-inductance were considered by Wolf and Majhofer.¹⁹ However, these authors dealt with the two-dimensional version of model II and the CE has not been studied. In this paper we are mainly interested in the CE in the frustrated three-dimensional system described by model I.

The dimensionless magnetization along the z axis normalized per plaquette, \tilde{m} , is given by

$$\tilde{m} = \frac{1}{N_p \phi_0} \sum_{p \in \langle xy \rangle} (\Phi_p - \Phi_p^{\text{ext}}), \quad (4)$$

where the sum is taken over all N_p plaquettes on the $\langle xy \rangle$ plane of the lattice. The real and imaginary parts of the ac second order susceptibility $\chi_2'(\omega)$ and $\chi_2''(\omega)$ are calculated as

$$\begin{aligned} \chi_2'(\omega) &= \frac{1}{\pi h_{\text{ac}}} \int_{-\pi}^{\pi} \tilde{m}(t) \cos(2\omega t) d(\omega t), \\ \chi_2''(\omega) &= \frac{1}{\pi h_{\text{ac}}} \int_{-\pi}^{\pi} \tilde{m}(t) \sin(2\omega t) d(\omega t), \end{aligned} \quad (5)$$

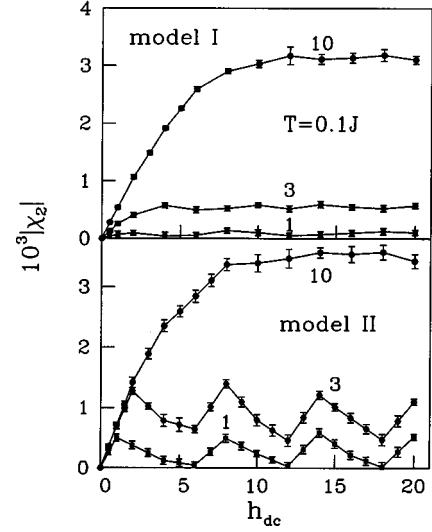


FIG. 1. The dependence of $|\chi_2|$ on h_{dc} for model I and model II at $T=0.1$. The values of \tilde{L} are chosen to be equal to 1, 3, and 10 as shown next to the curves. The results are averaged over 20 samples.

where t denotes the Monte Carlo time. The dimensionless ac field h_{ac} , dc field h_{dc} and inductance \tilde{L} are defined as follows:

$$h_{\text{ac}} = \frac{2\pi H_{\text{ac}} S}{\phi_0}, \quad h_{\text{dc}} = \frac{2\pi H_{\text{dc}} S}{\phi_0}, \quad \tilde{L} = (2\pi/\phi_0)^2 J \mathcal{L}. \quad (6)$$

The dependence of \tilde{L} on the parameters of the system such as the critical current and the typical size of the grains is discussed in Refs. 7 and 17.

Our results have been obtained by employing Monte Carlo simulations based on the standard Metropolis updating technique. While Monte Carlo simulations involve no real dynamics, one can still expect that they give useful information on the long-time behavior of the system. In fact, the amplitude of the ac field we use is much smaller than the typical energy of the dc part. On the other hand, the characteristic time for the sintered samples, which are believed to be captured by our model, is of order 10^{-12} s.¹⁹ This time has the same order of magnitude as a single Monte Carlo step. So the period of oscillations chosen in the present work is much longer than the characteristic time (see below). For such a weak and slowly changing ac field the system can be regarded as being in quasiequilibrium and the Monte Carlo updating may be applied. *A priori*, the validity of this approximation is not clear but it may be justified by comparing our results with those obtained by other approaches to the dynamics such as considered in Ref. 19. For the first harmonics, our method and the method of Ref. 19 yield results that agree qualitatively. Furthermore, our results presented in Fig. 1 for the second harmonics are also in a qualitative agreement with the corresponding results obtained by solving the equations of motion.¹⁹ So one can expect that the standard Monte Carlo may actually give reasonable results for the CE.

We choose the gauge where the bond variables A_{ij} along the z direction are fixed to be zero. The lattices studied are simple cubic with $L \times L \times L$ sites and free boundary condi-

tions are adopted. In all calculations presented below, we take $L=8$ and $\omega=0.001$. The sample average is taken over 20–40 independent bond realizations. $\chi_2(\omega)$ has been estimated following the procedure in Refs. 7 and 20. Namely, at the beginning of a given Monte Carlo run, we first switch on the field (3). Then, after waiting for initial t_0 Monte Carlo steps per spin (MCS), we start to monitor the time variation of the magnetization, t_0 is being chosen so that all transient phenomena can be considered extinct. We set t_0 to be 2×10^4 MCS. After passing the point $t=t_0$, $\tilde{m}(t)$ is averaged over typically 200 periods, each period contains t_T MCS ($t_T=2\pi/\omega$). The real and imaginary parts of the second order ac susceptibility are then extracted via Eq. (5). We set $h_{ac}=0.1$, corresponding to ≈ 0.016 flux quantum per plaquette. Smaller value of h_{ac} turned out to leave the results almost unchanged.

The dependence of $|\chi_2|, |\chi_2| = \sqrt{(\chi_2')^2 + (\chi_2'')^2}$, on h_{dc} at $T=0.1J$ is presented in Fig. 1. For small values of \tilde{L} , the oscillation of $|\chi_2|$ shows up. Such oscillation has been found for the two-dimensional superconductors in Ref. 19 and its nature is related to the lattice periodicity. Our new observation is that the oscillatory behavior is still present in the superconductors with 0- and π -junctions (model I) but to less extent compared to model II. It is clear from Fig. 1 that $|\chi_2|$ does not decrease at large h_{dc} but gets saturated. This is an artifact of the assumption that the Josephson contact energies J_{ij} are field-independent. The field dependence of J_{ij} should remove the saturation of $|\chi_2|$ at strong dc fields.^{19,21}

In order to study the difference between model I and model II through the CE we have to consider the weak field region where the PME may be observed. For model I the PME appears clearly for $h_{dc} \leq 1$.⁷ So the largest h_{dc} we take is 1. In this weak field regime there is no periodicity of $|\chi_2|$ versus h_{dc} which may complicate the study of the CE. The chiral glass phase is found to exist below a critical value of the inductance \tilde{L}_c where $5 \leq \tilde{L}_c \leq 7$.¹⁶ One has to choose, therefore, an \tilde{L} which is smaller than its critical value and in what follows we take $\tilde{L}=4$.

In this paper we focus on the system size $L=8$, $\tilde{L}=4$, $\omega=0.001$, and $T=0.1$. Our preliminary studies show that the qualitative results do not depend on the choice of the parameters of the system.

Figure 2 shows the dependence of second harmonics on h_{dc} in the FC regime for the superconductors described by model I. Our calculations follow exactly the experimental procedure of Heinzel *et al.*¹⁵ First the system is cooled in the dc field $h_{dc}=1$ from $T=0.7$ down to $T=0.1$ which is below the paramagnet-chiral glass transition temperature $T_c \approx 0.17$.¹⁶ The temperature step is chosen to be equal to 0.05. At each temperature, the system is evolved through 2×10^4 Monte Carlo steps. When the lowest temperature is reached the dc field used in cooling is switched off and we apply the combined field given by Eq. (3). We monitor the second harmonics reducing the dc field from $h_{dc}=1$ to zero stepwise by an amount of $\Delta h_{dc}=0.05$. $|\chi_2|$ reaches minimum at the compensation field $h_{com}=0.7 \pm 0.05$. At this point, similar to the experimental findings,¹⁵ the intersection of χ_2' and χ_2'' is observed. This fact indicates that at H_{com} the system is really in the compensated state. Furthermore, in

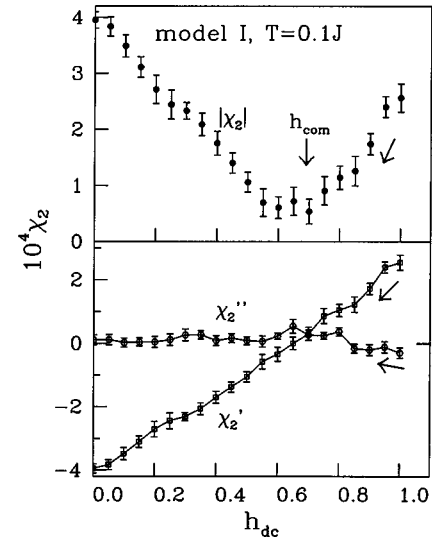


FIG. 2. The second harmonics of model I obtained after field cooling in a dc field $h_{dc}=1$ from $T=0.7$ to $T=0.1$. The temperature is reduced in steps of 0.05. At the lowest $T=0.1$ the dc field used in cooling is switched off and the second harmonics are generated by applying the combined field (3). The dc field is stepwise reduced from $h_{dc}=1$ to $h_{dc}=0$. The inductance is chosen to be equal to $\tilde{L}=4$. The arrows indicate the sense of the changes in the dc field. The results are averaged over 40 samples and are qualitatively the same as those presented in Fig. 1 of Ref. 15.

accord with the experiments, at the compensation point the real and imaginary parts should change their sign.¹⁵ Our results show that χ_2' changes its sign roughly at $h_{dc}=h_{com}$. A similar behavior is also displayed by χ_2'' but it is harder to observe due to a smaller amplitude of χ_2'' .

Figure 3 shows the dependence of the second harmonics on h_{dc} in FC regime for model II. The calculations are carried out in the same way as for model I. A difference is that we start to cool the system from $T=1.4$ which is above the superconducting transition point $T_s \approx 0.9$ (T_s is estimated

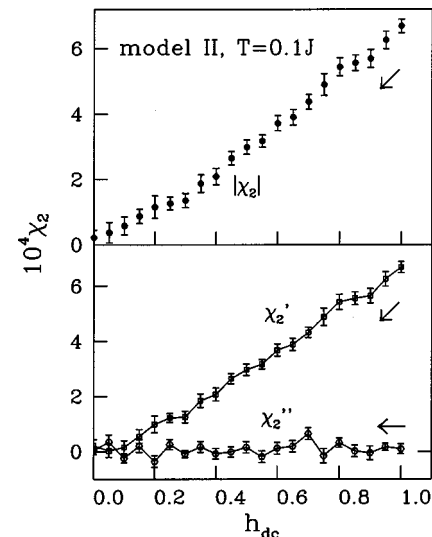


FIG. 3. The procedure to generate the second harmonics is the same as in Fig. 2 but for model II. The system is cooled in a dc field $h_{dc}=1$ from $T=1.4$ to $T=0.1$. The results are averaged over 20 samples.

from the maximum of the specific heat⁷ for $\tilde{L}=4$ and the results are not shown here). The temperature step is set equal to 0.1. Obviously, $|\chi_2|$ decreases with decreasing h_{dc} monotonically. Thus, there is no CE because the remanent magnetization does not appear in the cooling process. This result is again in accord with the experimental data.¹⁵

We now turn to the ZFC regime. The experiments¹⁵ show that no CE can be expected if after the ZFC procedure one increases the dc field. However, if the field is decreased a remanent magnetization is developed and the CE appears.¹⁵ The results of our simulations for the ceramic superconductors described by model I are shown in Fig. 4. As in the FC regime the system is cooled from $T=0.7$ to $T=0.1$ but without the external field. Then at $T=0.1$ we apply the field given by Eq. (3) and study three cases. In one of them h_{dc} is decreased from $h_{dc}=1$ to -0.5 . The values of $|\chi_2|$ are represented by solid circles in Fig. 4. The CE is clearly seen at $h_{com}=0.15\pm 0.05$. At this point the real and imaginary parts of the second harmonics also intersect (the results are not shown). It is not surprising that the h_{com} in the ZFC regime appears to be smaller than in the FC regime. Figure 4 shows also the dependence of $|\chi_2|$ on the dc field when it changes from $h_{dc}=0$ to 1 (open hexagons) and from $h_{dc}=0$ to -0.5 (open squares). Obviously, no CE is observed in this case. The results presented in Fig. 4 qualitatively agree with those shown in Fig. 2 of Ref. 15.

In conclusion we have shown that the CE may be explained, at least qualitatively, by using the chiral glass picture of the ceramic superconductors. The CE is shown to

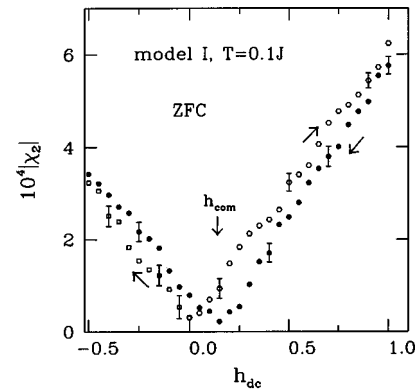


FIG. 4. The dependence of $|\chi_2|$ on h_{dc} obtained in the ZFC regime for model I. The solid circles correspond to the case when the dc field is decreased from $h_{dc}=1$ to -0.5 . The open hexagons and squares correspond to the increase of h_{dc} from zero to 1 and to its decrease from zero to -0.5 , respectively. The inductance is chosen to be equal to $\tilde{L}=4$. The sense of changes of the dc field is marked by the arrows. The results are averaged over 25 samples. The compensation field in the case when the field is decreased is $h_{com}=0.15\pm 0.05$.

appear in the chiral glass phase in which the PME is present but not in the samples without the PME.

We thank M. Cieplak for a critical reading of the manuscript and H. Kawamura, D. Dominguez, A. Majhofer, and S. Shenoy for discussions. Financial support from the Polish agency KBN (Grant No. 2P03B-025-13) is acknowledged.

- ¹P. Svedlindh, K. Niskanen, P. Nordblad, L. Lundgren, B. Lönnberg, and T. Lundström, *Physica C* **162-164**, 1365 (1989).
- ²W. Braunish, N. Knauf, V. Kataev, S. Neuhausen, A. Grutz, A. Kock, B. Roden, D. Khomskii, and D. Wollleben, *Phys. Rev. Lett.* **68**, 1908 (1992); W. Braunish, N. Knauf, G. Bauer, A. Kock, A. Becker, B. Freitag, A. Grütz, V. Kataev, S. Neuhausen, B. Roden, D. Khomskii, D. Wohlleben, J. Bock, and E. Preisler, *Phys. Rev. B* **48**, 4030 (1993).
- ³F.V. Kusmartsev, *Phys. Rev. Lett.* **69**, 2268 (1992); *J. Supercond.* **5**, 463 (1992).
- ⁴L.N. Bulaevskii, V.V. Kuzii, and A.A. Sobyenin, *Zh. Éksp. Teor. Fiz., Pis'ma Red.* **25**, 314 (1977) [*JETP Lett.* **25**, 290 (1977)]; V.B. Geshkenbein, A.I. Larkin, and A. Barone, *Phys. Rev. B* **36**, 235 (1987); B.I. Spivak and S.A. Kivelson, *ibid.* **43**, 3740 (1991).
- ⁵M. Sigrist and T.M. Rice, *J. Phys. Soc. Jpn.* **61**, 4283 (1992); *Rev. Mod. Phys.* **67**, 503 (1995).
- ⁶D. Domínguez, E.A. Jagla, and C.A. Balseiro, *Phys. Rev. Lett.* **72**, 2773 (1994).
- ⁷H. Kawamura and M.S. Li, *Phys. Rev. B* **54**, 619 (1996).
- ⁸D.J. Thompson, M.S.M. Minhaj, L.E. Wegner, and J.T. Chen, *Phys. Rev. Lett.* **75**, 529 (1995).
- ⁹P. Kostic, B. Veal, A.P. Paulikas, U. Welp, V.R. Todt, C. Gu, U. Geiser, J.M. Williams, K.D. Carlson, and R.A. Klemm, *Phys.*

- Rev. B* **53**, 791 (1996); *ibid.* **55**, 14 649 (1997).
- ¹⁰L. Pust, L.E. Wegner, and M.R. Koblischka, *Phys. Rev. B* **58**, 14 191 (1998).
- ¹¹A.K. Geim, S.V. Dubonos, J.G.S. Lok, M. Henini, and J.C. Maan, *Nature (London)* **396**, 144 (1998).
- ¹²A.E. Koshelev and A.I. Larkin, *Phys. Rev. B* **52**, 13 559 (1995); A.E. Khalil, *ibid.* **55**, 6625 (1997).
- ¹³V.V. Moshchalkov, X.G. Qui, and V. Bruyndoncz, *Phys. Rev. B* **55**, 11 793 (1997).
- ¹⁴M. Sigrist, *Nature (London)* **396**, 110 (1998).
- ¹⁵Ch. Heinzl, Th. Theilig, and P. Ziemann, *Phys. Rev. B* **48**, 3445 (1993).
- ¹⁶H. Kawamura and M.S. Li, *Phys. Rev. Lett.* **78**, 1556 (1997).
- ¹⁷H. Kawamura and M.S. Li, *J. Phys. Soc. Jpn.* **66**, 2110 (1997).
- ¹⁸L. Leylekian, M. Ocio, and J. Hammann, *Physica C* **185-189**, 2243 (1991); *Physica B* **194-196**, 1865 (1994); M. Matsuura, M. Kawachi, K. Miyoshi, M. Hagiwara, and K. Koyama, *J. Phys. Soc. Jpn.* **64**, 4540 (1995).
- ¹⁹T. Wolf and A. Majhofer, *Phys. Rev. B* **47**, 5383 (1993).
- ²⁰M.Z. Cieplak, T.R. Gawron, and M. Cieplak, *Phys. Rev. B* **39**, 6757 (1989); M.S. Li, T.Q. Hung, and M. Cieplak, *J. Phys. I* **6**, 1 (1996).
- ²¹L. Ji, R.H. Sohn, G.C. Spalding, C.J. Lobb, and M. Tinkham, *Phys. Rev. B* **40**, 10 936 (1989).